



Toowoomba QLD Professional

Race 1: SUBZERO AIRCONDITIONING BENCHMARK 60 Handicap - 1200m

16 November 2024 - 18:00



Track Rating: Good 4, Weather: Overcast, Rail Position: +3m Entire

Section		Overall	1000m	800m	600m	400m	200m	Last 600m					
Field Times		1:12.09 (0:13.52)	0:58.57 (0:10.92)	0:47.65 (0:11.55)	0:36.10 (0:11.93)	0:24.17 (0:11.90)	0:12.27 (0:12.27)	0:36.10					
Rank	TAB Horse/Jockey	Barrier	Top Speed [km/h]	Fastest Section	Margin							Distance Travelled [m]	
1	12 NEW YORK GAL Michael Murphy	1	67.2 Overall	0:11.02 1000m	1:12.09 [1] (0:13.67)	0:58.42 [2] (0:11.02)	0:47.40 [4] (0:11.35)	0:36.05 [2] (0:12.04)	0:24.01 [4] (0:11.84)	0:12.17 [2] (0:12.17)	1:12.09	0:36.05	
2	6 COMMAND APPROVED Brodie Moffat	13	68.1 1000m	0:10.92 1000m	1:12.38 [2] (0:13.52)	0:58.86 [1] (0:10.92)	0:47.94 [1] (0:11.55)	0:36.39 [1] (0:11.93)	0:24.46 [1] (0:11.90)	0:12.56 [1] (0:12.56)	1.5L	0:36.39	-1
3	5 SECRET SPY Nozi Tomizawa	8	68.4 1000m	0:11.02 1000m	1:12.64 [3] (0:14.31)	0:58.33 [10] (0:11.02)	0:47.31 [8] (0:11.40)	0:35.91 [8] (0:11.88)	0:24.03 [8] (0:11.80)	0:12.23 [4] (0:12.23)	3L	0:35.91	+1
4	13 HUMAN TOUCH Justin Stanley	6	66.5 1000m	0:11.26 1000m	1:12.91 [4] (0:14.40)	0:58.51 [11] (0:11.26)	0:47.25 [11] (0:11.51)	0:35.74 [10] (0:11.56)	0:24.18 [10] (0:12.10)	0:12.08 [9] (0:12.08)	4.5L	0:35.74	+4
5	4 ROWDASH Fiona Sandkuhl	3	67.5 Overall	0:11.06 1000m	1:12.92 [5] (0:13.93)	0:58.99 [6] (0:11.06)	0:47.93 [6] (0:11.48)	0:36.45 [6] (0:11.94)	0:24.51 [6] (0:11.96)	0:12.55 [3] (0:12.55)	4.6L	0:36.45	+1
6	11 ALFA LILY Karl Zechner	5	66.5 Overall	0:11.32 1000m	1:13.12 [6] (0:14.03)	0:59.09 [7] (0:11.32)	0:47.77 [9] (0:11.54)	0:36.23 [9] (0:11.75)	0:24.48 [9] (0:12.02)	0:12.46 [7] (0:12.46)	5.6L	0:36.23	+3
7	7 FIERY RING Montanna Savva	11	69.0 Overall	0:11.14 1000m	1:13.14 [7] (0:13.69)	0:59.45 [3] (0:11.14)	0:48.31 [5] (0:11.35)	0:36.96 [5] (0:11.91)	0:25.05 [5] (0:12.37)	0:12.68 [5] (0:12.68)	5.7L	0:36.96	+5
8	9 PUREZZA Dylan Bennett	10	69.3 1000m	0:10.89 1000m	1:13.61 [8] (0:13.70)	0:59.91 [5] (0:10.89)	0:49.02 [3] (0:11.54)	0:37.48 [4] (0:11.90)	0:25.58 [3] (0:12.51)	0:13.07 [6] (0:13.07)	8.2L	0:37.48	+5
9	14 MOTION SENSOR Madeleine Wishart	12	64.7 800m	0:11.42 1000m	1:13.67 [9] (0:14.80)	0:58.87 [13] (0:11.42)	0:47.45 [13] (0:11.44)	0:36.01 [13] (0:11.45)	0:24.56 [12] (0:11.86)	0:12.70 [11] (0:12.70)	8.5L	0:36.01	+2
10	8 UNCLE BUD Jake Molloy	4	66.8 1000m	0:11.11 1000m	1:13.72 [10] (0:14.06)	0:59.66 [8] (0:11.11)	0:48.55 [7] (0:11.50)	0:37.05 [7] (0:11.88)	0:25.17 [7] (0:12.29)	0:12.88 [10] (0:12.88)	8.7L	0:37.05	-1

Scratched: Vast Kama (#3), Uluwatu (#10), Charged (#15), Bull Dimple Rum (#17)

[] Ranking at each section and finish
 -:-:- No data available at this section
 NA No data available

SCN Saddle cloth number
 DNF Did not finish
 DNT Did not track



Toowoomba QLD Professional
Race 1: SUBZERO AIRCONDITIONING BENCHMARK 60 Handicap - 1200m
16 November 2024 - 18:00



Track Rating: Good 4, Weather: Overcast, Rail Position: +3m Entire

Section		Overall	1000m	800m	600m	400m	200m	Last 600m					
Field Times		1:12.09 (0:13.52)	0:58.57 (0:10.92)	0:47.65 (0:11.55)	0:36.10 (0:11.93)	0:24.17 (0:11.90)	0:12.27 (0:12.27)	0:36.10					
Rank	TAB Horse/Jockey	Barrier	Top Speed [km/h]	Fastest Section	Margin							Distance Travelled [m]	
11	16 APPLECROSS Darren Evans	9	67.3 1000m	0:11.31 1000m	1:13.99 [11] (0:14.27)	0:59.72 [9] (0:11.31)	0:48.41 [10] (0:11.62)	0:36.79 [11] (0:11.78)	0:25.01 [11] (0:12.27)	0:12.74 [12] (0:12.74)	10.2L	0:36.79	+5
12	1 AL ASH LAD Chris Taylor	7	65.4 1000m	0:11.21 1000m	1:14.21 [12] (0:14.55)	0:59.66 [12] (0:11.21)	0:48.45 [12] (0:11.63)	0:36.82 [12] (0:11.94)	0:24.88 [13] (0:12.24)	0:12.64 [13] (0:12.64)	11.5L	0:36.82	+2
13	2 RUSSIAN MINT Liv O'Donnell	2	68.3 1000m	0:10.86 1000m	1:14.95 [13] (0:13.70)	1:01.25 [4] (0:10.86)	0:50.39 [2] (0:11.50)	0:38.89 [3] (0:11.87)	0:27.02 [2] (0:12.77)	0:14.25 [8] (0:14.25)	15.8L	0:38.89	+3

Scratched: Vast Kama (#3), Uluwatu (#10), Charged (#15), Bull Dimple Rum (#17)

[] Ranking at each section and finish
 -:-:-:- No data available at this section
 NA No data available

SCN Saddle cloth number
 DNF Did not finish
 DNT Did not track



Horse/Jockey Name	New York Gal
Final Rank	1
Fastest Section Time (Section)	0:11.02 (1000m)
Top Speed [km/h] (Section)	67.2 (Overall)
Race State	Finished



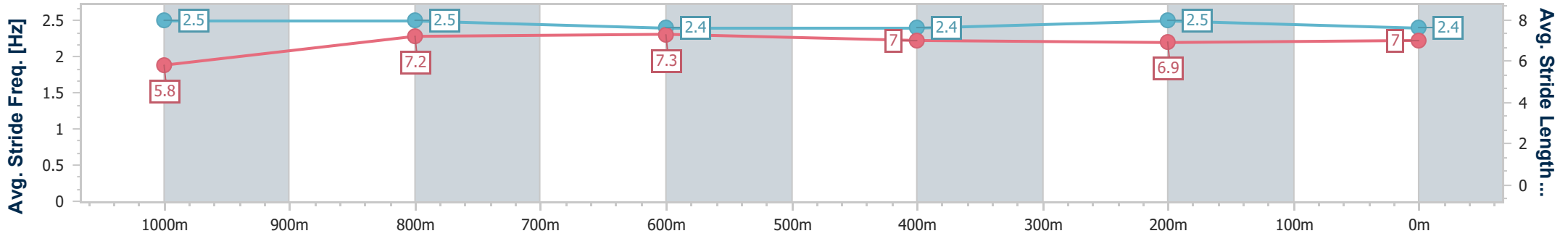
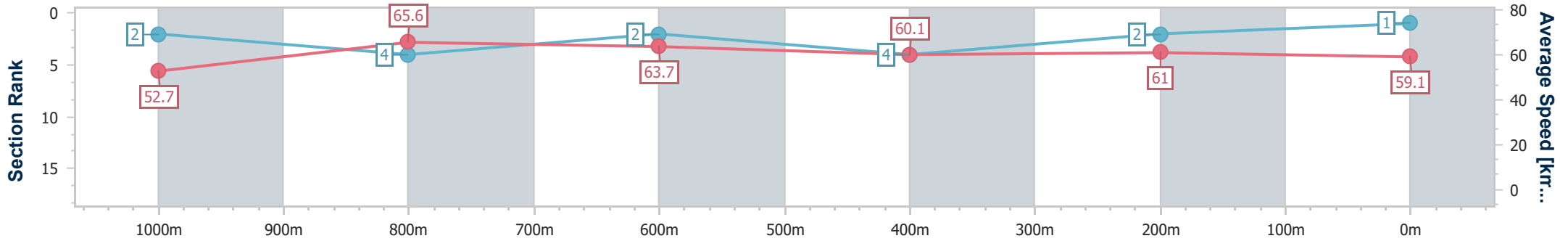
Toowoomba QLD Professional
Race 1: SUBZERO AIRCONDITIONING BENCHMARK 60
Handicap - 1200m



16 November 2024 - 18:00

Track Rating: Good 4, Weather: Overcast, Rail Position: +3m Entire

Section	Overall	1000m	800m	600m	400m	200m
Section Times	1:12.09 [1] (0:13.67)	0:58.42 [2] (0:11.02)	0:47.40 [4] (0:11.35)	0:36.05 [2] (0:12.04)	0:24.01 [4] (0:11.84)	0:12.17 [2] (0:12.17)
Average Speed [km/h]	52.7	65.6	63.7	60.1	61.0	59.1
Top Speed [km/h]	67.2	66.6	65.2	62.2	61.8	61.5
Avg. Dist. to Rail [m]	1.5	0.7	1.8	1.8	0.9	1.7
Avg. Stride Freq. [Hz]	2.5	2.5	2.4	2.4	2.5	2.4
Avg. Stride Length [m]	5.8	7.2	7.3	7.0	6.9	7.0



- [] Ranking at each section and finish
- .-.- No data available at this section
- NA No data available



Horse/Jockey Name	Command Approved
Final Rank	2
Fastest Section Time (Section)	0:10.92 (1000m)
Top Speed [km/h] (Section)	68.1 (1000m)
Race State	Finished



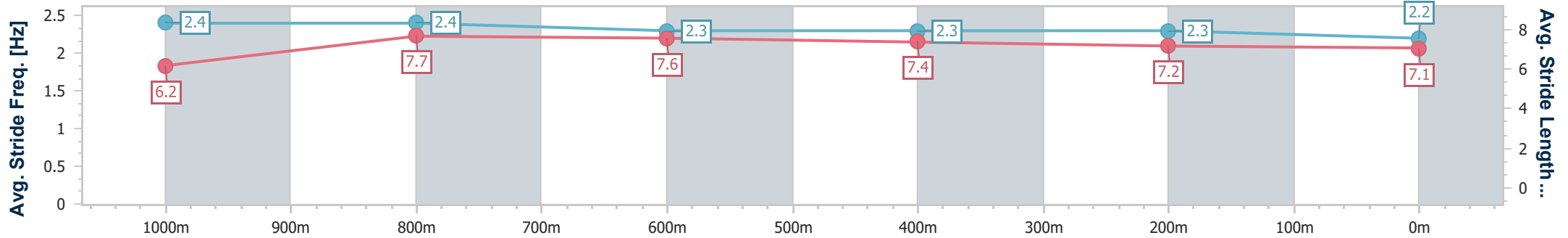
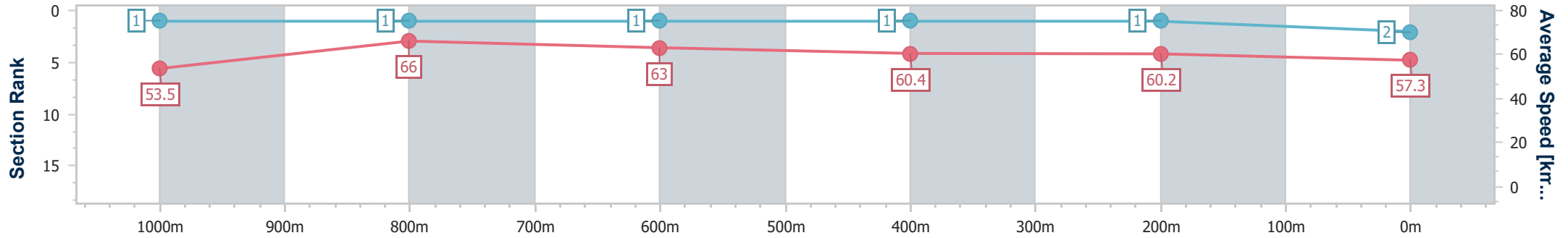
Toowoomba QLD Professional
 Race 1: SUBZERO AIRCONDITIONING BENCHMARK 60
 Handicap - 1200m



16 November 2024 - 18:00

Track Rating: Good 4, Weather: Overcast, Rail Position: +3m Entire

Section	Overall	1000m	800m	600m	400m	200m
Section Times	1:12.38 [2] (0:13.52)	0:58.86 [1] (0:10.92)	0:47.94 [1] (0:11.55)	0:36.39 [1] (0:11.93)	0:24.46 [1] (0:11.90)	0:12.56 [1] (0:12.56)
Average Speed [km/h]	53.5	66.0	63.0	60.4	60.2	57.3
Top Speed [km/h]	67.7	68.1	64.6	62.0	60.8	59.4
Avg. Dist. to Rail [m]	8.3	1.4	2.2	0.7	1.6	2.7
Avg. Stride Freq. [Hz]	2.4	2.4	2.3	2.3	2.3	2.2
Avg. Stride Length [m]	6.2	7.7	7.6	7.4	7.2	7.1



- [] Ranking at each section and finish
- .-.- No data available at this section
- NA No data available



Horse/Jockey Name	Secret Spy
Final Rank	3
Fastest Section Time (Section)	0:11.02 (1000m)
Top Speed [km/h] (Section)	68.4 (1000m)
Race State	Finished



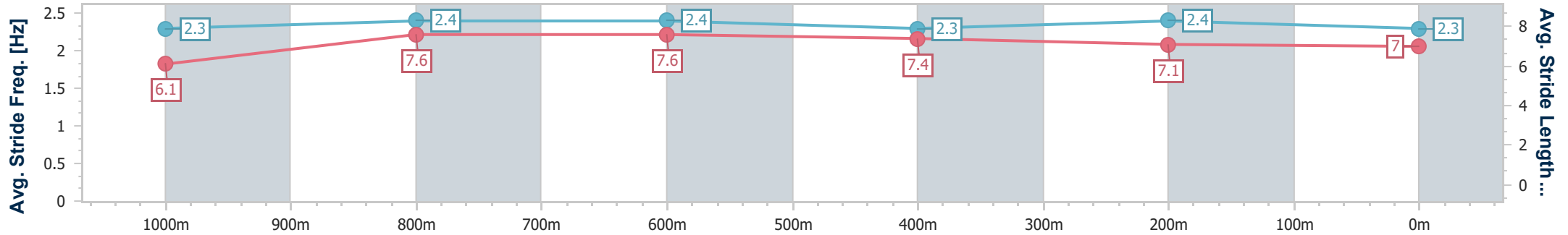
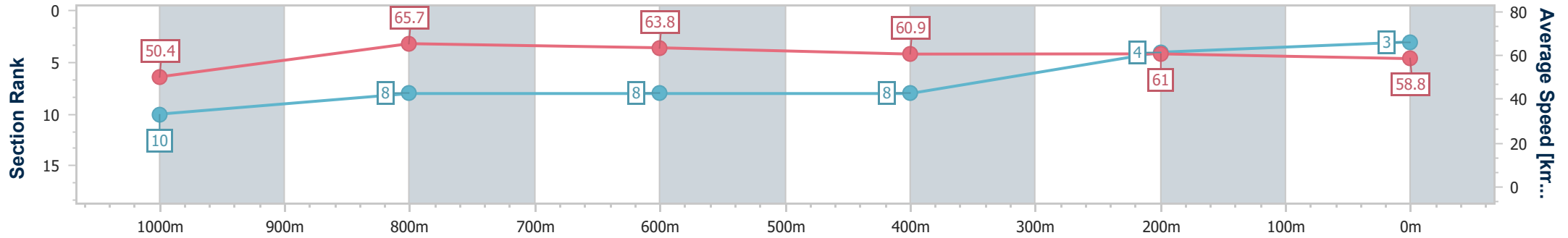
Toowoomba QLD Professional
 Race 1: SUBZERO AIRCONDITIONING BENCHMARK 60
 Handicap - 1200m



16 November 2024 - 18:00

Track Rating: Good 4, Weather: Overcast, Rail Position: +3m Entire

Section	Overall	1000m	800m	600m	400m	200m
Section Times	1:12.64 [3] (0:14.31)	0:58.33 [10] (0:11.02)	0:47.31 [8] (0:11.40)	0:35.91 [8] (0:11.88)	0:24.03 [8] (0:11.80)	0:12.23 [4] (0:12.23)
Average Speed [km/h]	50.4	65.7	63.8	60.9	61.0	58.8
Top Speed [km/h]	67.5	68.4	65.5	62.3	62.0	60.9
Avg. Dist. to Rail [m]	7.7	2.4	2.2	1.3	0.8	2.6
Avg. Stride Freq. [Hz]	2.3	2.4	2.4	2.3	2.4	2.3
Avg. Stride Length [m]	6.1	7.6	7.6	7.4	7.1	7.0



- [] Ranking at each section and finish
- .-.- No data available at this section
- NA No data available



Horse/Jockey Name	Human Touch
Final Rank	4
Fastest Section Time (Section)	0:11.26 (1000m)
Top Speed [km/h] (Section)	66.5 (1000m)
Race State	Finished



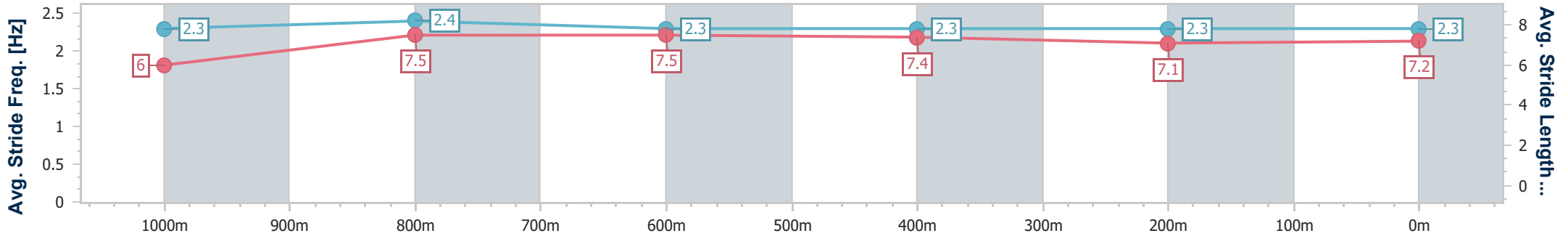
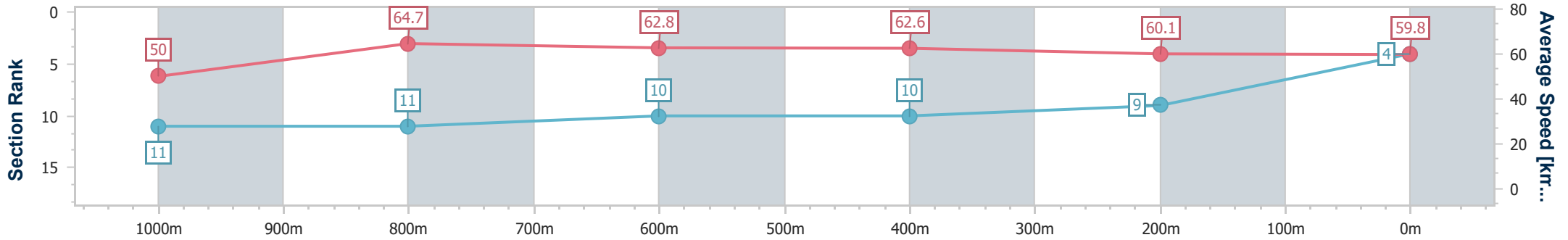
Toowoomba QLD Professional
 Race 1: SUBZERO AIRCONDITIONING BENCHMARK 60
 Handicap - 1200m



16 November 2024 - 18:00

Track Rating: Good 4, Weather: Overcast, Rail Position: +3m Entire

Section	Overall	1000m	800m	600m	400m	200m
Section Times	1:12.91 [4] (0:14.40)	0:58.51 [11] (0:11.26)	0:47.25 [11] (0:11.51)	0:35.74 [10] (0:11.56)	0:24.18 [10] (0:12.10)	0:12.08 [9] (0:12.08)
Average Speed [km/h]	50.0	64.7	62.8	62.6	60.1	59.8
Top Speed [km/h]	65.3	66.5	64.8	64.0	61.2	60.4
Avg. Dist. to Rail [m]	5.7	2.7	2.8	1.1	3.5	5.8
Avg. Stride Freq. [Hz]	2.3	2.4	2.3	2.3	2.3	2.3
Avg. Stride Length [m]	6.0	7.5	7.5	7.4	7.1	7.2



- [] Ranking at each section and finish
- .-.- No data available at this section
- NA No data available



Horse/Jockey Name	Rowdash
Final Rank	5
Fastest Section Time (Section)	0:11.06 (1000m)
Top Speed [km/h] (Section)	67.5 (Overall)
Race State	Finished



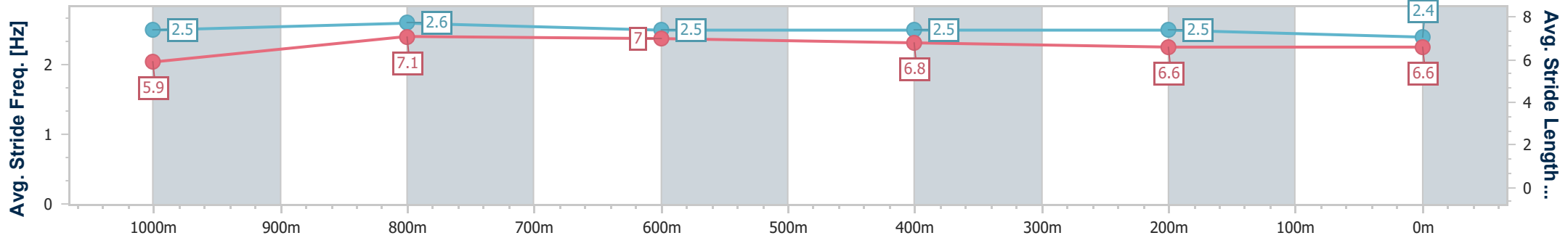
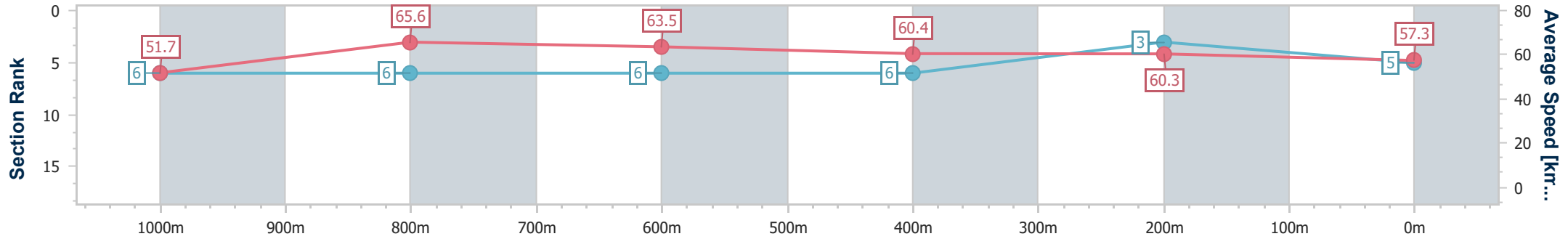
Toowoomba QLD Professional
Race 1: SUBZERO AIRCONDITIONING BENCHMARK 60
Handicap - 1200m



16 November 2024 - 18:00

Track Rating: Good 4, Weather: Overcast, Rail Position: +3m Entire

Section	Overall	1000m	800m	600m	400m	200m
Section Times	1:12.92 [5] (0:13.93)	0:58.99 [6] (0:11.06)	0:47.93 [6] (0:11.48)	0:36.45 [6] (0:11.94)	0:24.51 [6] (0:11.96)	0:12.55 [3] (0:12.55)
Average Speed [km/h]	51.7	65.6	63.5	60.4	60.3	57.3
Top Speed [km/h]	67.5	67.0	66.3	62.6	61.5	59.0
Avg. Dist. to Rail [m]	5.0	1.8	3.3	0.8	0.8	0.8
Avg. Stride Freq. [Hz]	2.5	2.6	2.5	2.5	2.5	2.4
Avg. Stride Length [m]	5.9	7.1	7.0	6.8	6.6	6.6



- [] Ranking at each section and finish
- .-.- No data available at this section
- NA No data available



Horse/Jockey Name	Alfa Lily
Final Rank	6
Fastest Section Time (Section)	0:11.32 (1000m)
Top Speed [km/h] (Section)	66.5 (Overall)
Race State	Finished



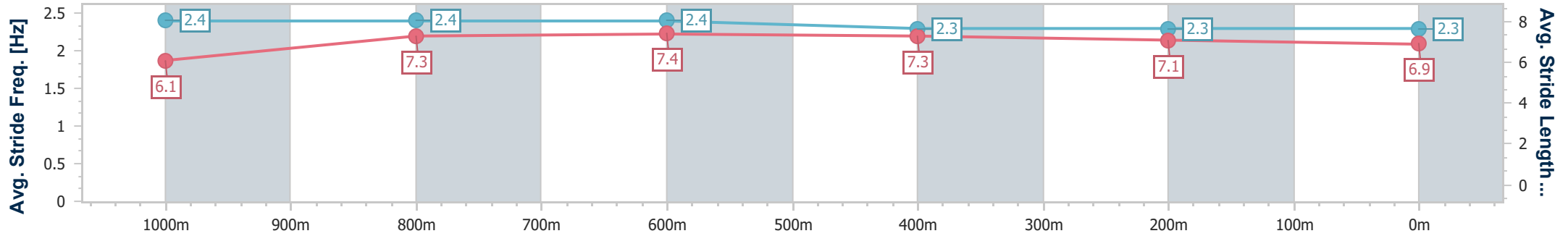
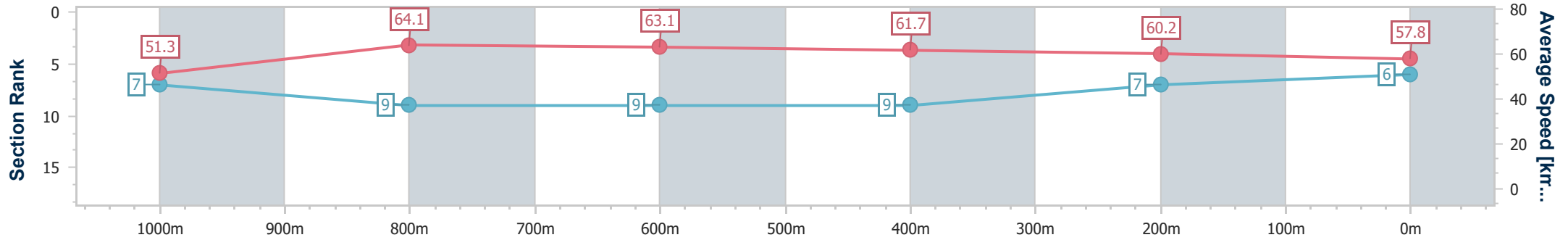
Toowoomba QLD Professional
Race 1: SUBZERO AIRCONDITIONING BENCHMARK 60
Handicap - 1200m



16 November 2024 - 18:00

Track Rating: Good 4, Weather: Overcast, Rail Position: +3m Entire

Section	Overall	1000m	800m	600m	400m	200m
Section Times	1:13.12 [6] (0:14.03)	0:59.09 [7] (0:11.32)	0:47.77 [9] (0:11.54)	0:36.23 [9] (0:11.75)	0:24.48 [9] (0:12.02)	0:12.46 [7] (0:12.46)
Average Speed [km/h]	51.3	64.1	63.1	61.7	60.2	57.8
Top Speed [km/h]	66.5	66.3	64.5	62.5	62.2	58.5
Avg. Dist. to Rail [m]	3.4	2.0	2.8	1.4	2.2	3.5
Avg. Stride Freq. [Hz]	2.4	2.4	2.4	2.3	2.3	2.3
Avg. Stride Length [m]	6.1	7.3	7.4	7.3	7.1	6.9



- [] Ranking at each section and finish
- .-.- No data available at this section
- NA No data available



Horse/Jockey Name	Fiery Ring
Final Rank	7
Fastest Section Time (Section)	0:11.14 (1000m)
Top Speed [km/h] (Section)	69.0 (Overall)
Race State	Finished



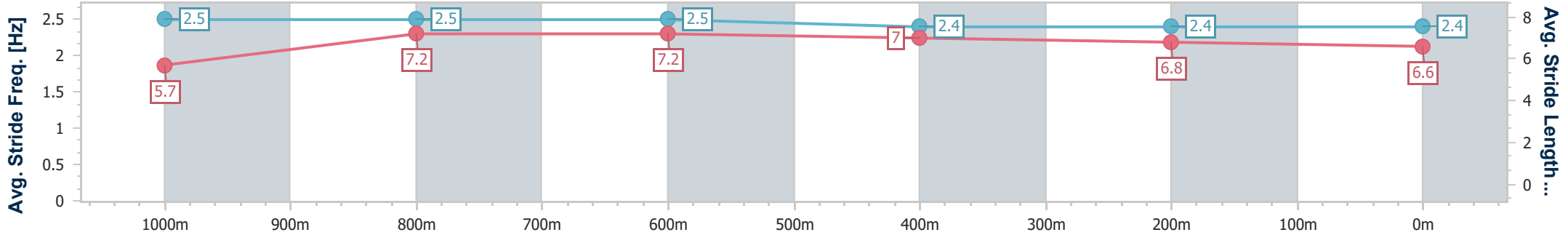
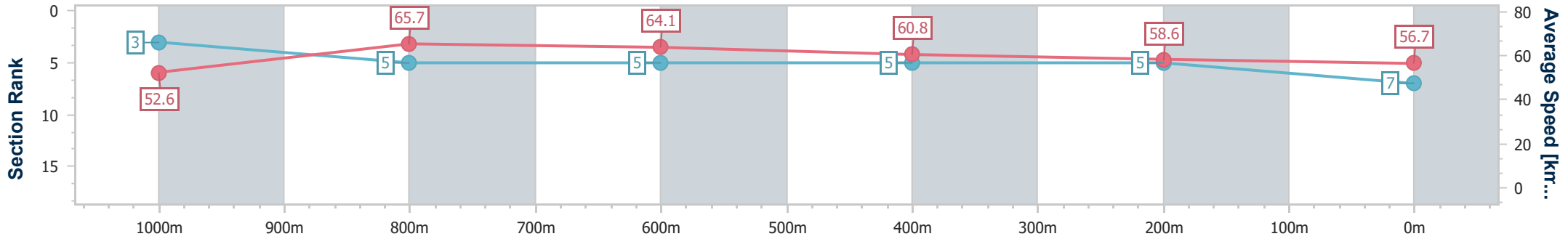
Toowoomba QLD Professional
Race 1: SUBZERO AIRCONDITIONING BENCHMARK 60
Handicap - 1200m



16 November 2024 - 18:00

Track Rating: Good 4, Weather: Overcast, Rail Position: +3m Entire

Section	Overall	1000m	800m	600m	400m	200m
Section Times	1:13.14 [7] (0:13.69)	0:59.45 [3] (0:11.14)	0:48.31 [5] (0:11.35)	0:36.96 [5] (0:11.91)	0:25.05 [5] (0:12.37)	0:12.68 [5] (0:12.68)
Average Speed [km/h]	52.6	65.7	64.1	60.8	58.6	56.7
Top Speed [km/h]	69.0	66.9	66.7	62.8	60.3	57.7
Avg. Dist. to Rail [m]	11.0	4.9	2.6	1.1	3.1	2.7
Avg. Stride Freq. [Hz]	2.5	2.5	2.5	2.4	2.4	2.4
Avg. Stride Length [m]	5.7	7.2	7.2	7.0	6.8	6.6



- [] Ranking at each section and finish
- .-.- No data available at this section
- NA No data available



Horse/Jockey Name	Purezza
Final Rank	8
Fastest Section Time (Section)	0:10.89 (1000m)
Top Speed [km/h] (Section)	69.3 (1000m)
Race State	Finished



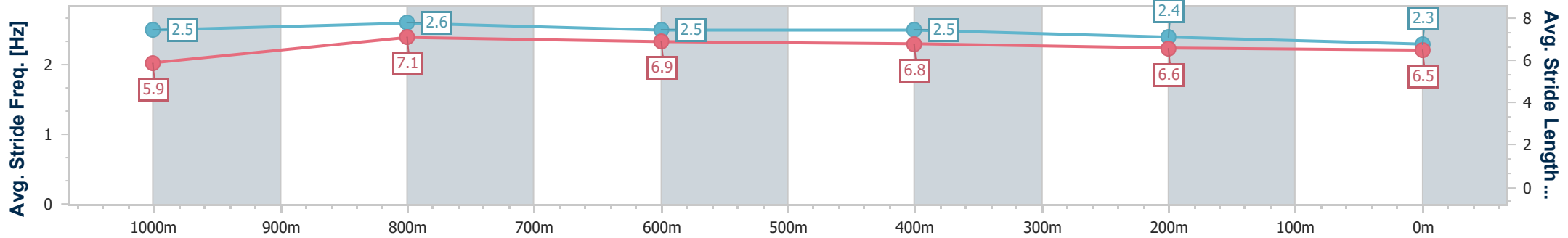
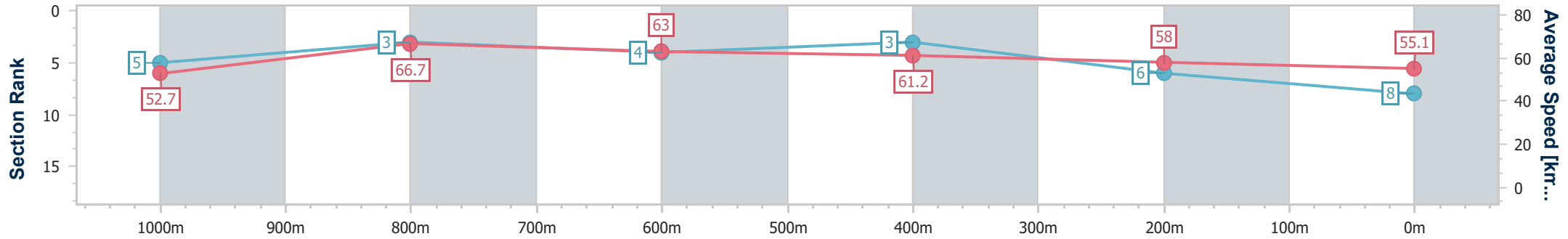
Toowoomba QLD Professional
Race 1: SUBZERO AIRCONDITIONING BENCHMARK 60
Handicap - 1200m



16 November 2024 - 18:00

Track Rating: Good 4, Weather: Overcast, Rail Position: +3m Entire

Section	Overall	1000m	800m	600m	400m	200m
Section Times	1:13.61 [8] (0:13.70)	0:59.91 [5] (0:10.89)	0:49.02 [3] (0:11.54)	0:37.48 [4] (0:11.90)	0:25.58 [3] (0:12.51)	0:13.07 [6] (0:13.07)
Average Speed [km/h]	52.7	66.7	63.0	61.2	58.0	55.1
Top Speed [km/h]	69.2	69.3	64.4	62.9	60.0	57.0
Avg. Dist. to Rail [m]	7.7	2.9	3.5	1.9	2.7	3.3
Avg. Stride Freq. [Hz]	2.5	2.6	2.5	2.5	2.4	2.3
Avg. Stride Length [m]	5.9	7.1	6.9	6.8	6.6	6.5



- [] Ranking at each section and finish
- .-.- No data available at this section
- NA No data available



Horse/Jockey Name	Motion Sensor
Final Rank	9
Fastest Section Time (Section)	0:11.42 (1000m)
Top Speed [km/h] (Section)	64.7 (800m)
Race State	Finished



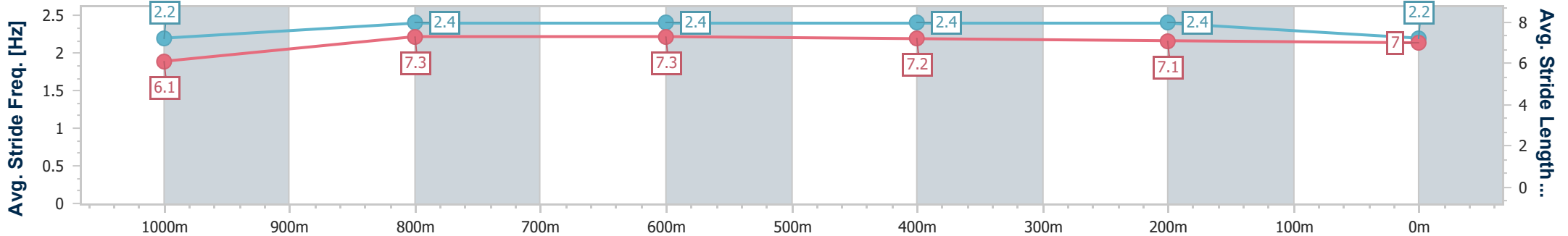
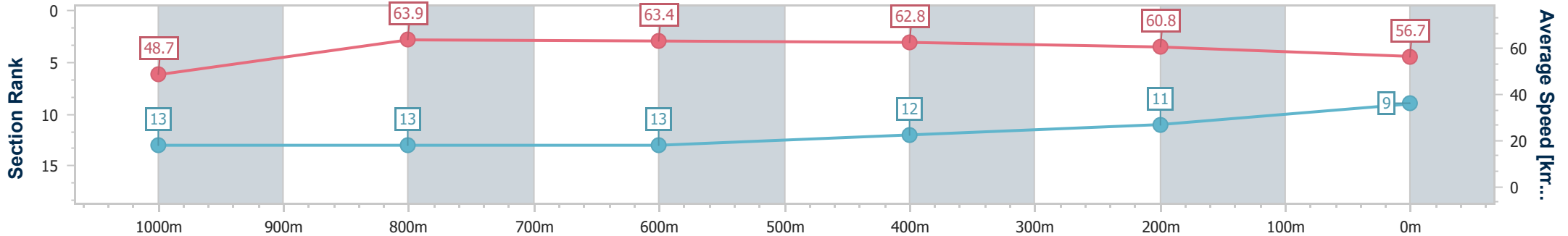
Toowoomba QLD Professional
 Race 1: SUBZERO AIRCONDITIONING BENCHMARK 60
 Handicap - 1200m



16 November 2024 - 18:00

Track Rating: Good 4, Weather: Overcast, Rail Position: +3m Entire

Section	Overall	1000m	800m	600m	400m	200m
Section Times	1:13.67 [9] (0:14.80)	0:58.87 [13] (0:11.42)	0:47.45 [13] (0:11.44)	0:36.01 [13] (0:11.45)	0:24.56 [12] (0:11.86)	0:12.70 [11] (0:12.70)
Average Speed [km/h]	48.7	63.9	63.4	62.8	60.8	56.7
Top Speed [km/h]	64.3	64.5	64.7	64.3	62.3	59.3
Avg. Dist. to Rail [m]	10.9	3.8	2.2	0.7	0.5	1.9
Avg. Stride Freq. [Hz]	2.2	2.4	2.4	2.4	2.4	2.2
Avg. Stride Length [m]	6.1	7.3	7.3	7.2	7.1	7.0



- [] Ranking at each section and finish
- .-.- No data available at this section
- NA No data available



Horse/Jockey Name	Uncle Bud
Final Rank	10
Fastest Section Time (Section)	0:11.11 (1000m)
Top Speed [km/h] (Section)	66.8 (1000m)
Race State	Finished



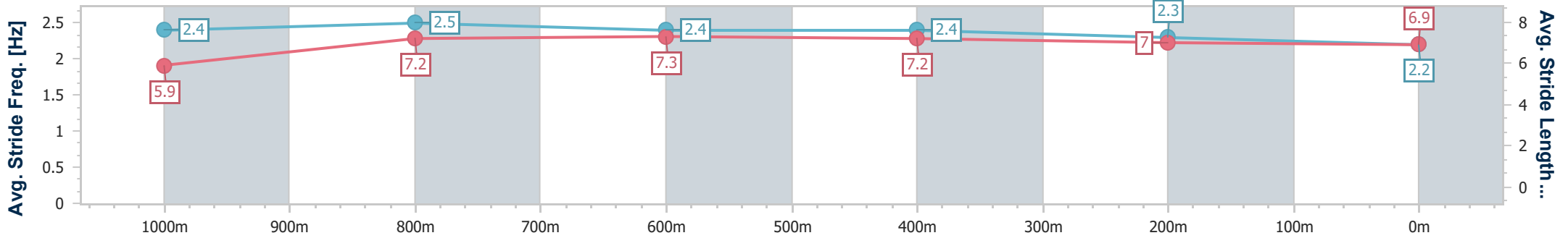
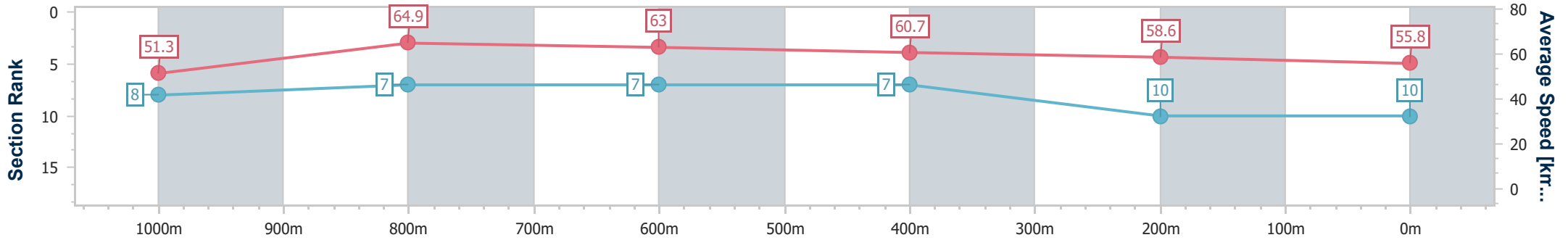
Toowoomba QLD Professional
Race 1: SUBZERO AIRCONDITIONING BENCHMARK 60
Handicap - 1200m



16 November 2024 - 18:00

Track Rating: Good 4, Weather: Overcast, Rail Position: +3m Entire

Section	Overall	1000m	800m	600m	400m	200m
Section Times	1:13.72 [10] (0:14.06)	0:59.66 [8] (0:11.11)	0:48.55 [7] (0:11.50)	0:37.05 [7] (0:11.88)	0:25.17 [7] (0:12.29)	0:12.88 [10] (0:12.88)
Average Speed [km/h]	51.3	64.9	63.0	60.7	58.6	55.8
Top Speed [km/h]	66.1	66.8	65.9	62.8	60.4	57.5
Avg. Dist. to Rail [m]	4.8	1.2	1.8	0.8	0.9	1.0
Avg. Stride Freq. [Hz]	2.4	2.5	2.4	2.4	2.3	2.2
Avg. Stride Length [m]	5.9	7.2	7.3	7.2	7.0	6.9



- [] Ranking at each section and finish
- .-.- No data available at this section
- NA No data available



Horse/Jockey Name	Applecross
Final Rank	11
Fastest Section Time (Section)	0:11.31 (1000m)
Top Speed [km/h] (Section)	67.3 (1000m)
Race State	Finished



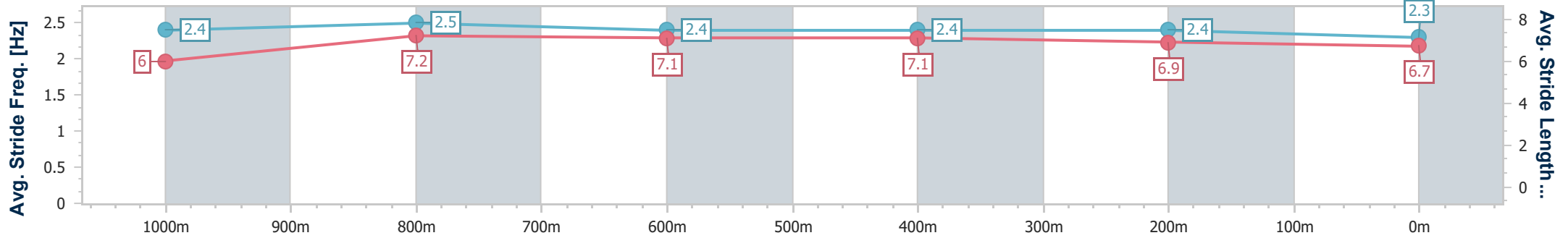
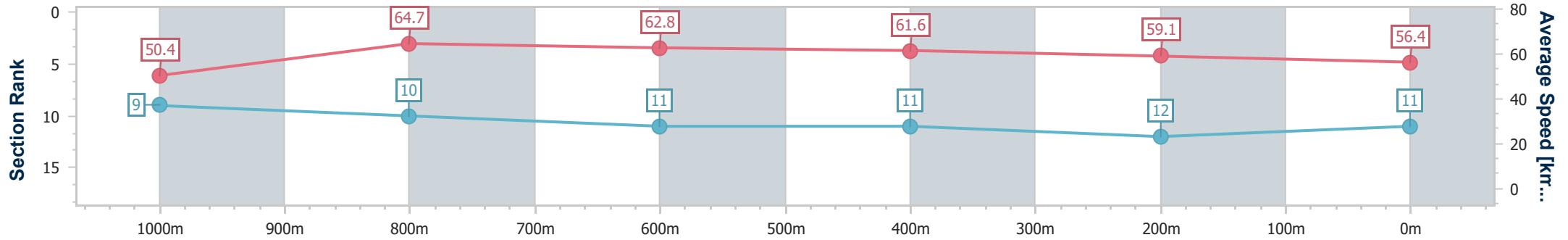
Toowoomba QLD Professional
Race 1: SUBZERO AIRCONDITIONING BENCHMARK 60
Handicap - 1200m



16 November 2024 - 18:00

Track Rating: Good 4, Weather: Overcast, Rail Position: +3m Entire

Section	Overall	1000m	800m	600m	400m	200m
Section Times	1:13.99 [11] (0:14.27)	0:59.72 [9] (0:11.31)	0:48.41 [10] (0:11.62)	0:36.79 [11] (0:11.78)	0:25.01 [11] (0:12.27)	0:12.74 [12] (0:12.74)
Average Speed [km/h]	50.4	64.7	62.8	61.6	59.1	56.4
Top Speed [km/h]	66.8	67.3	63.4	63.0	60.5	58.3
Avg. Dist. to Rail [m]	9.6	4.5	3.6	2.0	3.2	4.1
Avg. Stride Freq. [Hz]	2.4	2.5	2.4	2.4	2.4	2.3
Avg. Stride Length [m]	6.0	7.2	7.1	7.1	6.9	6.7



- [] Ranking at each section and finish
- .-.- No data available at this section
- NA No data available



Horse/Jockey Name	Al Ash Lad
Final Rank	12
Fastest Section Time (Section)	0:11.21 (1000m)
Top Speed [km/h] (Section)	65.4 (1000m)
Race State	Finished



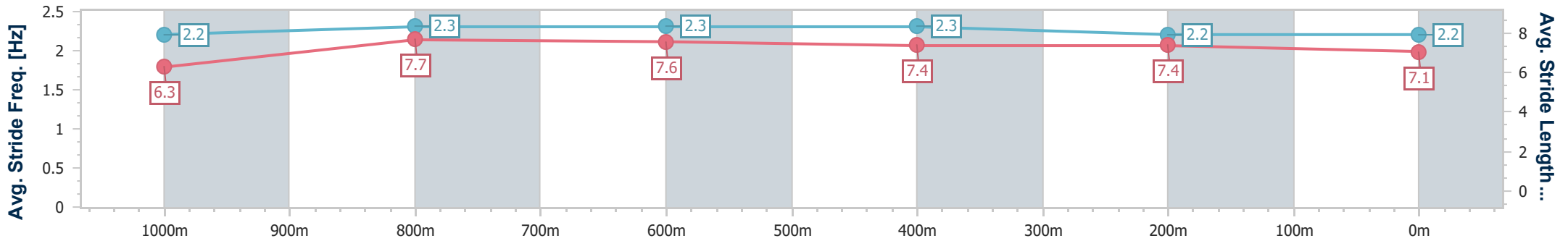
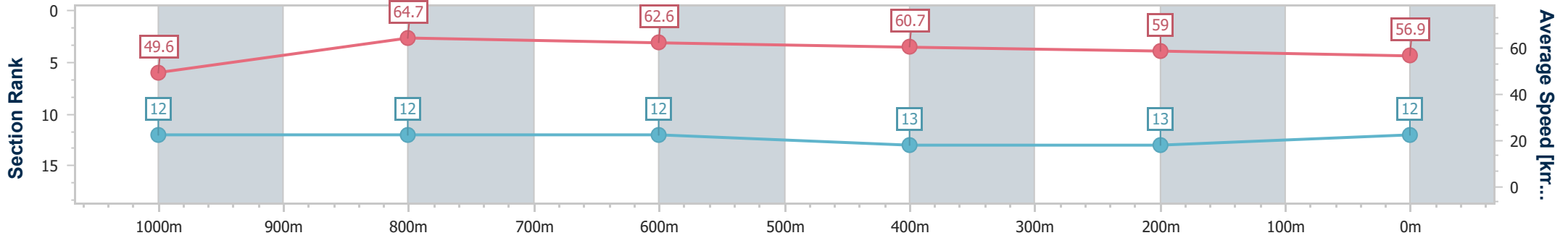
Toowoomba QLD Professional
 Race 1: SUBZERO AIRCONDITIONING BENCHMARK 60
 Handicap - 1200m



16 November 2024 - 18:00

Track Rating: Good 4, Weather: Overcast, Rail Position: +3m Entire

Section	Overall	1000m	800m	600m	400m	200m
Section Times	1:14.21 [12] (0:14.55)	0:59.66 [12] (0:11.21)	0:48.45 [12] (0:11.63)	0:36.82 [12] (0:11.94)	0:24.88 [13] (0:12.24)	0:12.64 [13] (0:12.64)
Average Speed [km/h]	49.6	64.7	62.6	60.7	59.0	56.9
Top Speed [km/h]	65.3	65.4	63.2	62.9	61.3	57.8
Avg. Dist. to Rail [m]	6.7	2.1	2.8	1.7	1.5	5.7
Avg. Stride Freq. [Hz]	2.2	2.3	2.3	2.3	2.2	2.2
Avg. Stride Length [m]	6.3	7.7	7.6	7.4	7.4	7.1



- [] Ranking at each section and finish
- .-.- No data available at this section
- NA No data available



Horse/Jockey Name	Russian Mint
Final Rank	13
Fastest Section Time (Section)	0:10.86 (1000m)
Top Speed [km/h] (Section)	68.3 (1000m)
Race State	Finished



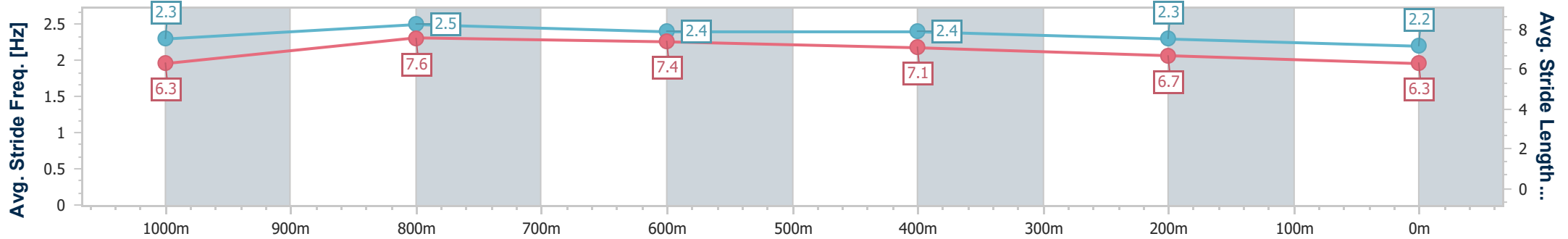
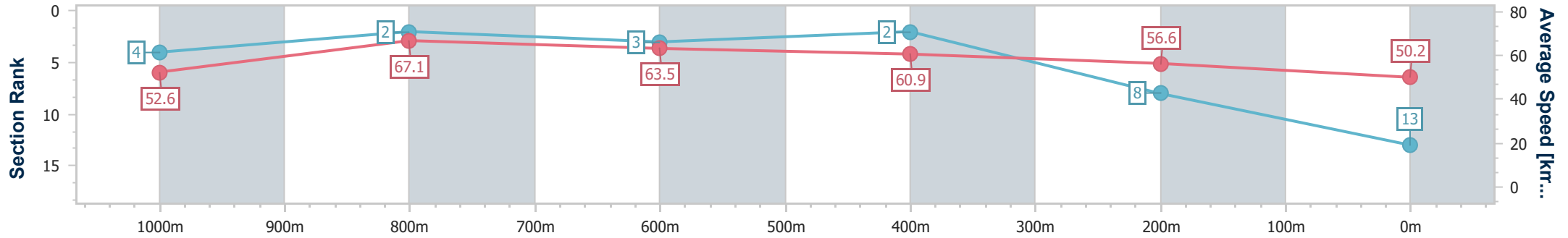
Toowoomba QLD Professional
Race 1: SUBZERO AIRCONDITIONING BENCHMARK 60
Handicap - 1200m



16 November 2024 - 18:00

Track Rating: Good 4, Weather: Overcast, Rail Position: +3m Entire

Section	Overall	1000m	800m	600m	400m	200m
Section Times	1:14.95 [13] (0:13.70)	1:01.25 [4] (0:10.86)	0:50.39 [2] (0:11.50)	0:38.89 [3] (0:11.87)	0:27.02 [2] (0:12.77)	0:14.25 [8] (0:14.25)
Average Speed [km/h]	52.6	67.1	63.5	60.9	56.6	50.2
Top Speed [km/h]	68.2	68.3	65.8	62.9	59.1	54.6
Avg. Dist. to Rail [m]	4.1	3.2	3.9	1.2	1.0	0.8
Avg. Stride Freq. [Hz]	2.3	2.5	2.4	2.4	2.3	2.2
Avg. Stride Length [m]	6.3	7.6	7.4	7.1	6.7	6.3



- [] Ranking at each section and finish
- .-.- No data available at this section
- NA No data available



Toowoomba QLD Professional

Race 2: HEALTH INFORMATION SERVICES BENCHMARK 70 Handicap - 1100m

16 November 2024 - 18:39



Track Rating: Good 4, Weather: Overcast, Rail Position: +3m Entire

Section		Overall	1000m	800m	600m	400m	200m	Last 600m					
Field Times		1:05.88 (0:08.56)	0:57.32 (0:10.81)	0:46.51 (0:11.10)	0:35.41 (0:11.49)	0:23.92 (0:11.64)	0:12.28 (0:12.28)	0:35.41					
Rank	TAB Horse/Jockey	Barrier	Top Speed [km/h]	Fastest Section	Margin							Distance Travelled [m]	
1	6 BAUHNIA ROCK Justin Stanley	7	69.0	0:08.56	1:05.88 [1] (0:08.56)	0:57.32 [1] (0:10.81)	0:46.51 [1] (0:11.10)	0:35.41 [1] (0:11.49)	0:23.92 [1] (0:11.64)	0:12.28 [1] (0:12.28)	1:05.88	0:35.41	
2	2 BIOGRAPHER Michael Murphy	4	68.6	0:08.64	1:06.23 [2] (0:08.64)	0:57.59 [3] (0:10.79)	0:46.80 [2] (0:11.22)	0:35.58 [2] (0:11.43)	0:24.15 [2] (0:11.73)	0:12.42 [2] (0:12.42)	2L	0:35.58	+6
3	1 HODGSON Paul Hammersley	5	68.3	0:08.90	1:06.50 [3] (0:08.90)	0:57.60 [4] (0:10.97)	0:46.63 [4] (0:11.11)	0:35.52 [4] (0:11.42)	0:24.10 [4] (0:11.67)	0:12.43 [3] (0:12.43)	3.5L	0:35.52	+5
4	4 DEVIL'S RITE Jake Molloy	3	67.6	0:08.62	1:06.61 [4] (0:08.62)	0:57.99 [2] (0:10.90)	0:47.09 [3] (0:11.20)	0:35.89 [3] (0:11.57)	0:24.32 [3] (0:11.90)	0:12.42 [4] (0:12.42)	4L	0:35.89	+4
5	8 VAST KAMA Madeleine Wishart	1	67.7	0:09.17	1:06.65 [5] (0:09.17)	0:57.48 [6] (0:10.73)	0:46.75 [5] (0:11.16)	0:35.59 [5] (0:11.65)	0:23.94 [6] (0:11.69)	0:12.25 [5] (0:12.25)	4.2L	0:35.59	+1
6	11 OVERSEAS Karl Zechner	6	68.7	0:09.19	1:06.82 [6] (0:09.19)	0:57.63 [7] (0:11.14)	0:46.49 [7] (0:11.13)	0:35.36 [7] (0:11.54)	0:23.82 [7] (0:11.45)	0:12.37 [6] (0:12.37)	5.2L	0:35.36	+9
7	5 SHOCK AND AWE Dylan Bennett	2	66.9	0:09.05	1:07.62 [7] (0:09.05)	0:58.57 [5] (0:11.06)	0:47.51 [6] (0:10.98)	0:36.53 [6] (0:11.53)	0:25.00 [5] (0:12.12)	0:12.88 [7] (0:12.88)	9.7L	0:36.53	+7

Scratched: Groomed (#3), Ten Trinity Square (#7), Kwami (#9), Rowdash (#10)

[] Ranking at each section and finish
 -:-:- No data available at this section
 NA No data available

SCN Saddle cloth number
 DNF Did not finish
 DNT Did not track



Horse/Jockey Name	Bauhinia Rock
Final Rank	1
Fastest Section Time (Section)	0:08.56 (Overall)
Top Speed [km/h] (Section)	69.0 (1000m)
Race State	Finished



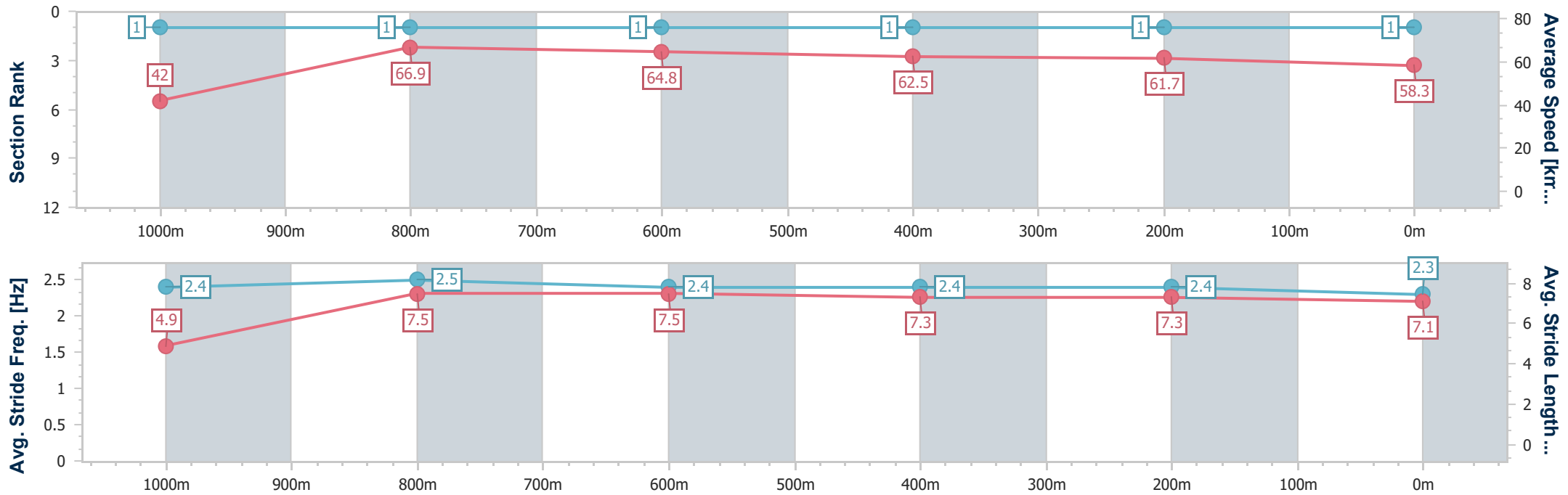
Toowoomba QLD Professional
 Race 2: HEALTH INFORMATION SERVICES BENCHMARK 70
 Handicap - 1100m



16 November 2024 - 18:39

Track Rating: Good 4, Weather: Overcast, Rail Position: +3m Entire

Section	Overall	1000m	800m	600m	400m	200m
Section Times	1:05.88 [1] (0:08.56)	0:57.32 [1] (0:10.81)	0:46.51 [1] (0:11.10)	0:35.41 [1] (0:11.49)	0:23.92 [1] (0:11.64)	0:12.28 [1] (0:12.28)
Average Speed [km/h]	42.0	66.9	64.8	62.5	61.7	58.3
Top Speed [km/h]	65.4	69.0	65.7	64.3	63.2	60.6
Avg. Dist. to Rail [m]	7.7	2.3	0.2	0.8	0.8	0.6
Avg. Stride Freq. [Hz]	2.4	2.5	2.4	2.4	2.4	2.3
Avg. Stride Length [m]	4.9	7.5	7.5	7.3	7.3	7.1



- [] Ranking at each section and finish
- .-.- No data available at this section
- NA No data available



Horse/Jockey Name	Biographer
Final Rank	2
Fastest Section Time (Section)	0:08.64 (Overall)
Top Speed [km/h] (Section)	68.6 (1000m)
Race State	Finished



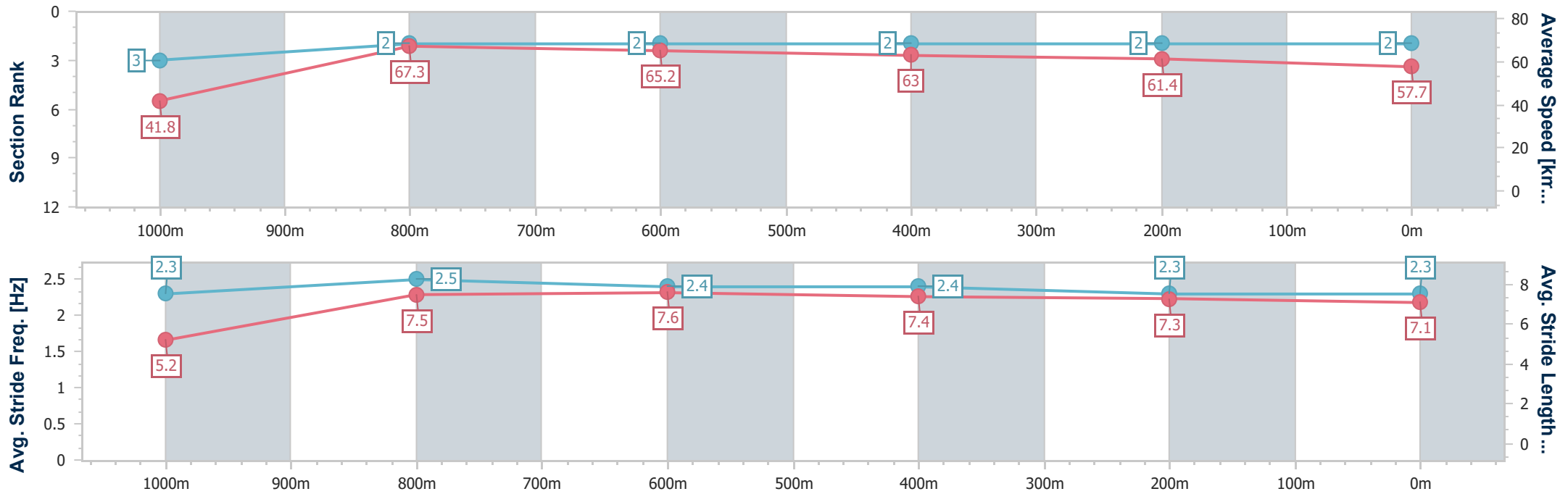
Toowoomba QLD Professional
 Race 2: HEALTH INFORMATION SERVICES BENCHMARK 70
 Handicap - 1100m



16 November 2024 - 18:39

Track Rating: Good 4, Weather: Overcast, Rail Position: +3m Entire

Section	Overall	1000m	800m	600m	400m	200m
Section Times	1:06.23 [2] (0:08.64)	0:57.59 [3] (0:10.79)	0:46.80 [2] (0:11.22)	0:35.58 [2] (0:11.43)	0:24.15 [2] (0:11.73)	0:12.42 [2] (0:12.42)
Average Speed [km/h]	41.8	67.3	65.2	63.0	61.4	57.7
Top Speed [km/h]	64.9	68.6	67.5	64.4	62.8	59.8
Avg. Dist. to Rail [m]	4.3	1.9	3.5	0.7	0.3	0.8
Avg. Stride Freq. [Hz]	2.3	2.5	2.4	2.4	2.3	2.3
Avg. Stride Length [m]	5.2	7.5	7.6	7.4	7.3	7.1



- [] Ranking at each section and finish
- .-.- No data available at this section
- NA No data available



Horse/Jockey Name	Hodgson
Final Rank	3
Fastest Section Time (Section)	0:08.90 (Overall)
Top Speed [km/h] (Section)	68.3 (1000m)
Race State	Finished



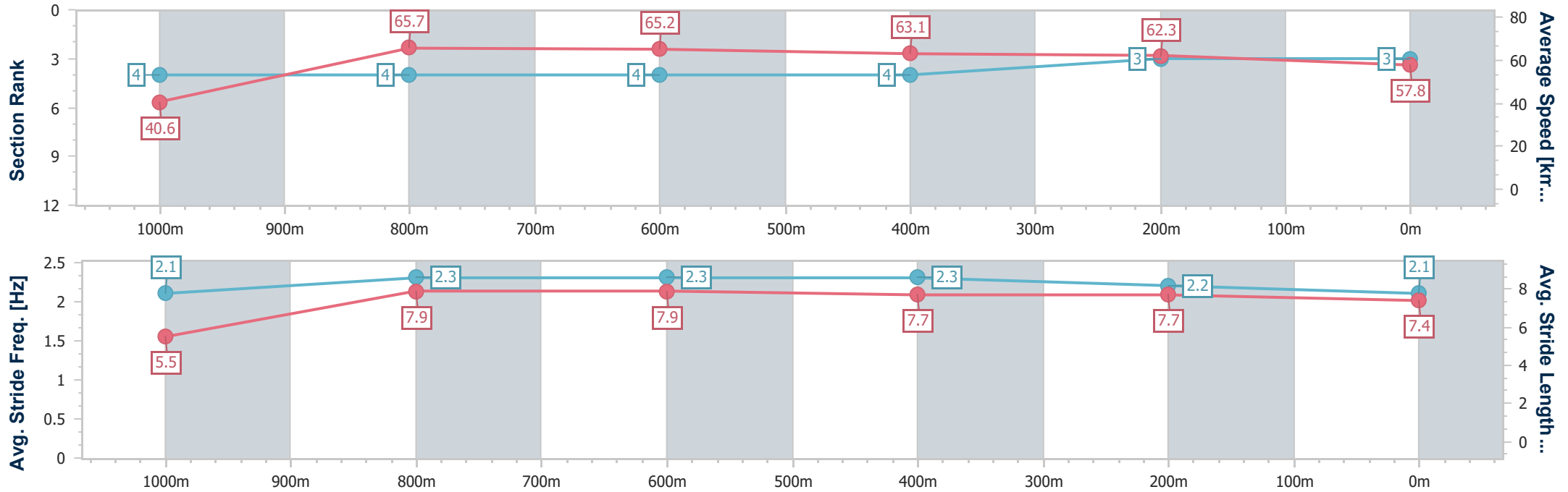
Toowoomba QLD Professional
 Race 2: HEALTH INFORMATION SERVICES BENCHMARK 70
 Handicap - 1100m



16 November 2024 - 18:39

Track Rating: Good 4, Weather: Overcast, Rail Position: +3m Entire

Section	Overall	1000m	800m	600m	400m	200m
Section Times	1:06.50 [3] (0:08.90)	0:57.60 [4] (0:10.97)	0:46.63 [4] (0:11.11)	0:35.52 [4] (0:11.42)	0:24.10 [4] (0:11.67)	0:12.43 [3] (0:12.43)
Average Speed [km/h]	40.6	65.7	65.2	63.1	62.3	57.8
Top Speed [km/h]	62.8	68.3	67.3	64.6	64.1	60.0
Avg. Dist. to Rail [m]	5.7	1.4	1.1	0.5	2.0	2.8
Avg. Stride Freq. [Hz]	2.1	2.3	2.3	2.3	2.2	2.1
Avg. Stride Length [m]	5.5	7.9	7.9	7.7	7.7	7.4



- [] Ranking at each section and finish
- .-.- No data available at this section
- NA No data available



Horse/Jockey Name	Devil's Rite
Final Rank	4
Fastest Section Time (Section)	0:08.62 (Overall)
Top Speed [km/h] (Section)	67.6 (1000m)
Race State	Finished



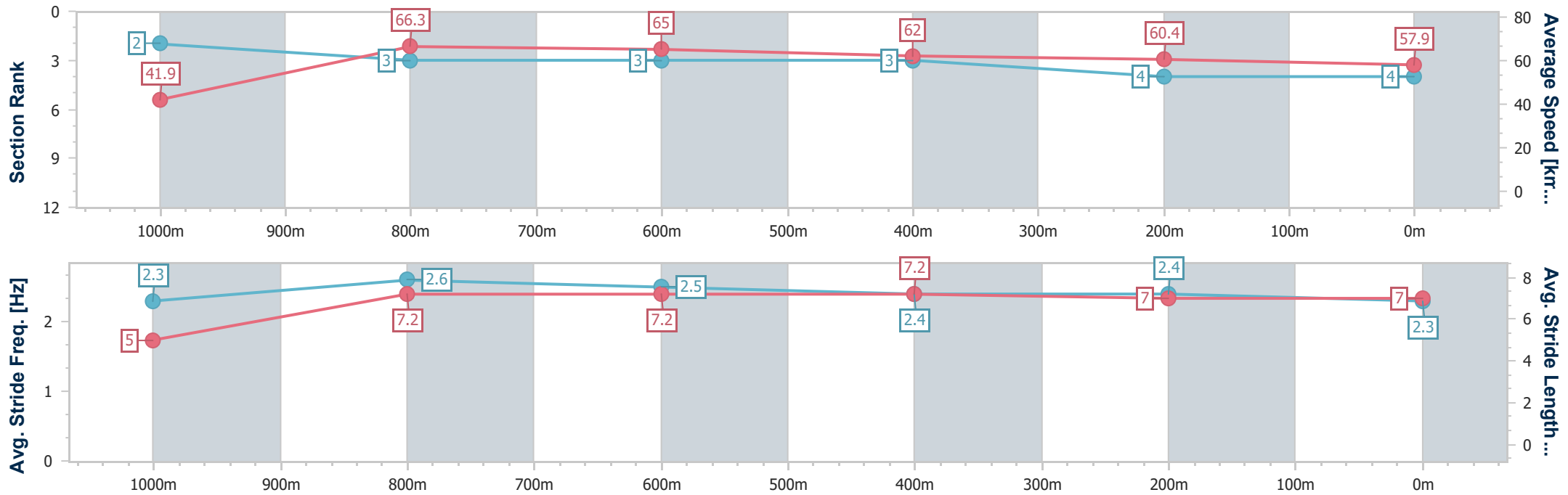
Toowoomba QLD Professional
 Race 2: HEALTH INFORMATION SERVICES BENCHMARK 70
 Handicap - 1100m



16 November 2024 - 18:39

Track Rating: Good 4, Weather: Overcast, Rail Position: +3m Entire

Section	Overall	1000m	800m	600m	400m	200m
Section Times	1:06.61 [4] (0:08.62)	0:57.99 [2] (0:10.90)	0:47.09 [3] (0:11.20)	0:35.89 [3] (0:11.57)	0:24.32 [3] (0:11.90)	0:12.42 [4] (0:12.42)
Average Speed [km/h]	41.9	66.3	65.0	62.0	60.4	57.9
Top Speed [km/h]	64.0	67.6	66.4	64.1	62.4	59.8
Avg. Dist. to Rail [m]	5.3	2.2	1.7	0.3	0.5	0.2
Avg. Stride Freq. [Hz]	2.3	2.6	2.5	2.4	2.4	2.3
Avg. Stride Length [m]	5.0	7.2	7.2	7.2	7.0	7.0



- [] Ranking at each section and finish
- .-.- No data available at this section
- NA No data available



Horse/Jockey Name	Vast Kama
Final Rank	5
Fastest Section Time (Section)	0:09.17 (Overall)
Top Speed [km/h] (Section)	67.7 (1000m)
Race State	Finished



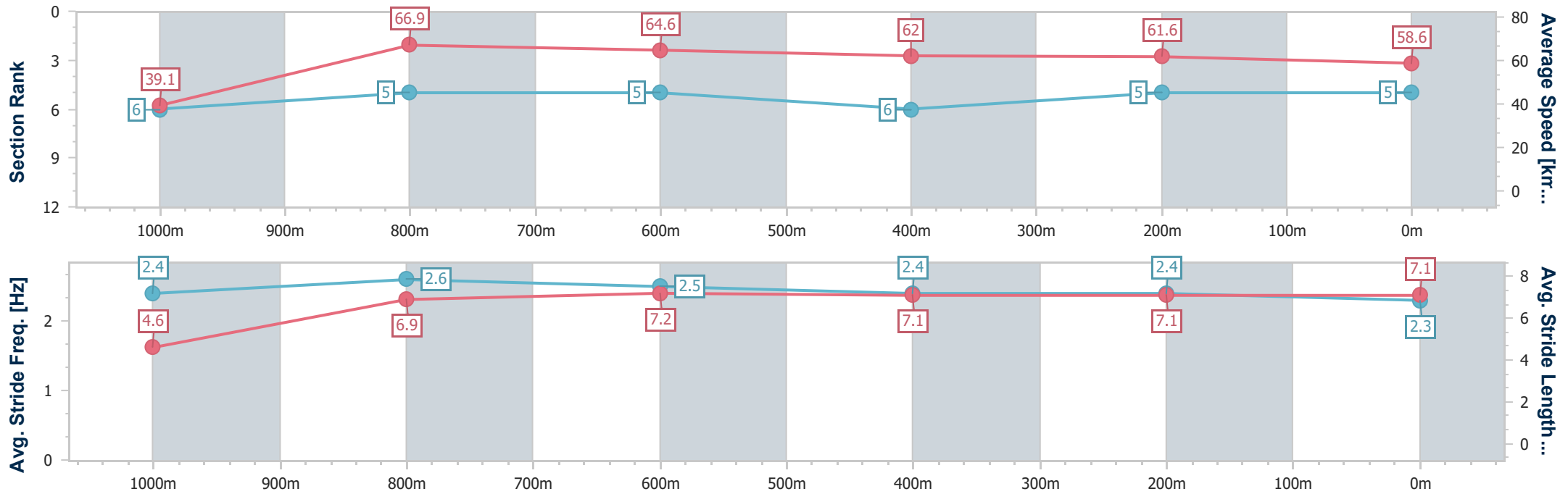
Toowoomba QLD Professional
 Race 2: HEALTH INFORMATION SERVICES BENCHMARK 70
 Handicap - 1100m



16 November 2024 - 18:39

Track Rating: Good 4, Weather: Overcast, Rail Position: +3m Entire

Section	Overall	1000m	800m	600m	400m	200m
Section Times	1:06.65 [5] (0:09.17)	0:57.48 [6] (0:10.73)	0:46.75 [5] (0:11.16)	0:35.59 [5] (0:11.65)	0:23.94 [6] (0:11.69)	0:12.25 [5] (0:12.25)
Average Speed [km/h]	39.1	66.9	64.6	62.0	61.6	58.6
Top Speed [km/h]	63.8	67.7	67.6	64.0	63.1	61.4
Avg. Dist. to Rail [m]	4.4	1.7	0.7	0.3	0.8	2.4
Avg. Stride Freq. [Hz]	2.4	2.6	2.5	2.4	2.4	2.3
Avg. Stride Length [m]	4.6	6.9	7.2	7.1	7.1	7.1



- [] Ranking at each section and finish
- .-.- No data available at this section
- NA No data available



Horse/Jockey Name	Overseas
Final Rank	6
Fastest Section Time (Section)	0:09.19 (Overall)
Top Speed [km/h] (Section)	68.7 (800m)
Race State	Finished



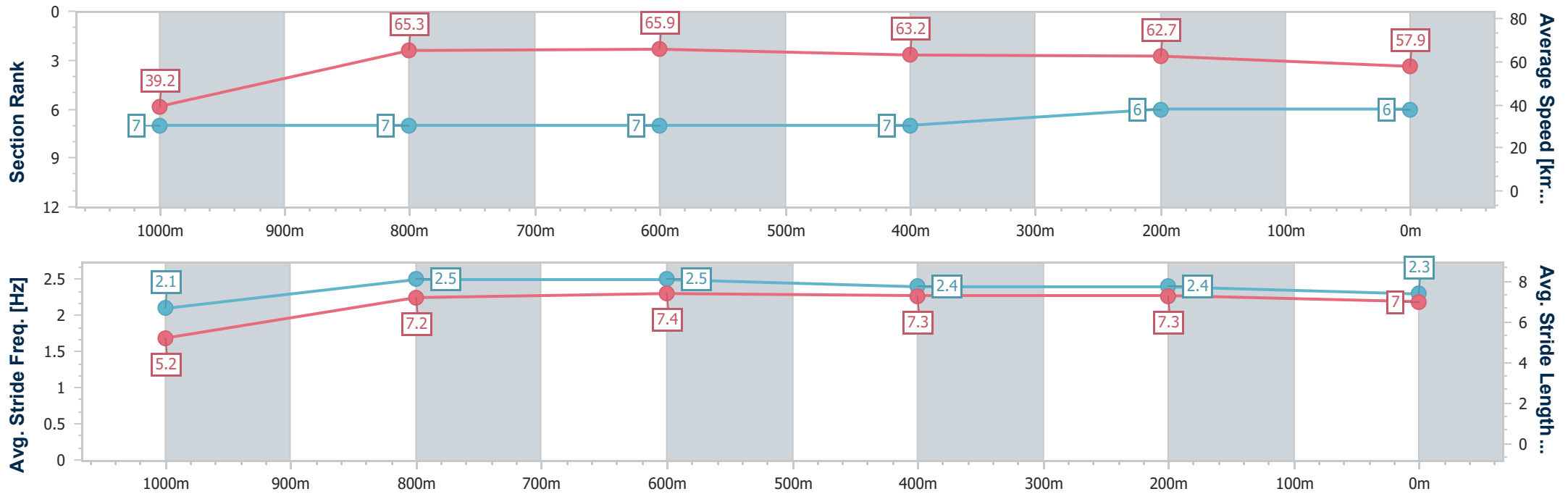
Toowoomba QLD Professional
 Race 2: HEALTH INFORMATION SERVICES BENCHMARK 70
 Handicap - 1100m



16 November 2024 - 18:39

Track Rating: Good 4, Weather: Overcast, Rail Position: +3m Entire

Section	Overall	1000m	800m	600m	400m	200m
Section Times	1:06.82 [6] (0:09.19)	0:57.63 [7] (0:11.14)	0:46.49 [7] (0:11.13)	0:35.36 [7] (0:11.54)	0:23.82 [7] (0:11.45)	0:12.37 [6] (0:12.37)
Average Speed [km/h]	39.2	65.3	65.9	63.2	62.7	57.9
Top Speed [km/h]	61.1	68.5	68.7	64.9	64.1	60.9
Avg. Dist. to Rail [m]	5.7	2.1	5.6	2.4	0.7	0.3
Avg. Stride Freq. [Hz]	2.1	2.5	2.5	2.4	2.4	2.3
Avg. Stride Length [m]	5.2	7.2	7.4	7.3	7.3	7.0



- [] Ranking at each section and finish
- .-.- No data available at this section
- NA No data available



Horse/Jockey Name	Shock And Awe
Final Rank	7
Fastest Section Time (Section)	0:09.05 (Overall)
Top Speed [km/h] (Section)	66.9 (1000m)
Race State	Finished



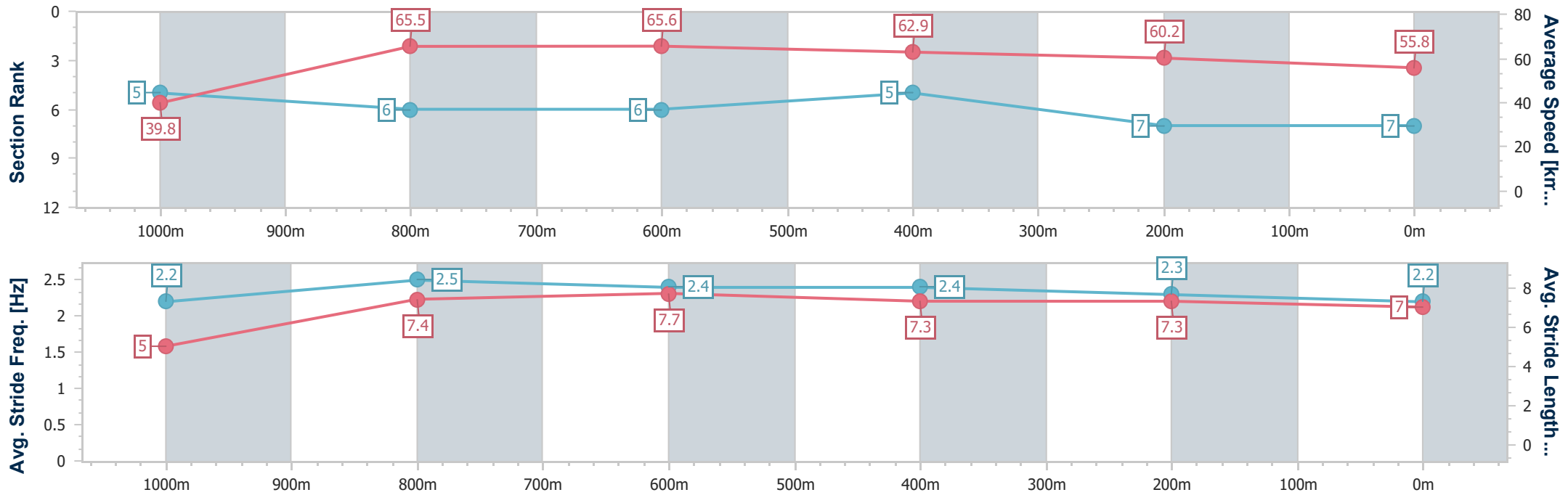
Toowoomba QLD Professional
Race 2: HEALTH INFORMATION SERVICES BENCHMARK 70
Handicap - 1100m



16 November 2024 - 18:39

Track Rating: Good 4, Weather: Overcast, Rail Position: +3m Entire

Section	Overall	1000m	800m	600m	400m	200m
Section Times	1:07.62 [7] (0:09.05)	0:58.57 [5] (0:11.06)	0:47.51 [6] (0:10.98)	0:36.53 [6] (0:11.53)	0:25.00 [5] (0:12.12)	0:12.88 [7] (0:12.88)
Average Speed [km/h]	39.8	65.5	65.6	62.9	60.2	55.8
Top Speed [km/h]	62.0	66.9	66.6	64.5	61.9	57.8
Avg. Dist. to Rail [m]	4.3	1.5	0.6	1.5	3.4	3.2
Avg. Stride Freq. [Hz]	2.2	2.5	2.4	2.4	2.3	2.2
Avg. Stride Length [m]	5.0	7.4	7.7	7.3	7.3	7.0



- [] Ranking at each section and finish
- .-.- No data available at this section
- NA No data available



Toowoomba QLD Professional

Race 3: SHERRIN RENTALS Class 2 Plate - 1000m

16 November 2024 - 19:17



Track Rating: Good 4, Weather: Windy, Rail Position: +3m Entire

Section		Overall	800m	600m	400m	200m	Last 600m					
Field Times		0:59.20 (0:13.73)	0:45.47 (0:10.87)	0:34.60 (0:11.44)	0:23.16 (0:11.49)	0:11.67 (0:11.67)	0:34.60					
Rank	TAB Horse/Jockey	Barrier	Top Speed [km/h]	Fastest Section	Margin					Distance Travelled [m]		
1	4 TEN TRINITY SQUARE Rob Thorburn	3	67.9 800m	0:10.86 800m	0:59.20 [1] (0:14.13)	0:45.07 [3] (0:10.86)	0:34.21 [5] (0:11.24)	0:22.97 [3] (0:11.30)	0:11.67 [1] (0:11.67)	0:59.20	0:34.21	
2	3 MY NAME IS Justin Stanley	1	68.5 800m	0:10.82 800m	0:59.95 [2] (0:13.80)	0:46.15 [2] (0:10.82)	0:35.33 [2] (0:11.42)	0:23.91 [1] (0:11.84)	0:12.07 [2] (0:12.07)	4.3L	0:35.33	+1
3	2 MACHINE HEAD Nathan Fazackerley	2	70.6 800m	0:10.63 800m	1:00.04 [3] (0:14.14)	0:45.90 [4] (0:10.63)	0:35.27 [3] (0:11.63)	0:23.64 [5] (0:11.50)	0:12.14 [3] (0:12.14)	4.8L	0:35.27	+4
4	9 MISSY'S READY Karl Zechner	6	72.2 800m	0:10.68 800m	1:00.05 [4] (0:14.28)	0:45.77 [5] (0:10.68)	0:35.09 [4] (0:11.61)	0:23.48 [6] (0:11.55)	0:11.93 [6] (0:11.93)	4.9L	0:35.09	+12
5	5 ASGOODASYOUGETT Darren Evans	4	68.5 800m	0:10.72 800m	1:00.26 [5] (0:14.33)	0:45.93 [6] (0:10.72)	0:35.21 [6] (0:11.29)	0:23.92 [4] (0:11.72)	0:12.20 [4] (0:12.20)	5.9L	0:35.21	-2
6	7 PUROSANGUE Jake Molloy	5	68.7 800m	0:10.87 800m	1:01.08 [6] (0:13.73)	0:47.35 [1] (0:10.87)	0:36.48 [1] (0:11.52)	0:24.96 [2] (0:11.97)	0:12.99 [5] (0:12.99)	10.7L	0:36.48	+4

Scratched: Kwami (#1), Ready To Boom (#10), Shows A Sign (#8), Lightning Rage (#6)



Horse/Jockey Name	Ten Trinity Square
Final Rank	1
Fastest Section Time (Section)	0:10.86 (800m)
Top Speed [km/h] (Section)	67.9 (800m)
Race State	Finished



Toowoomba QLD Professional

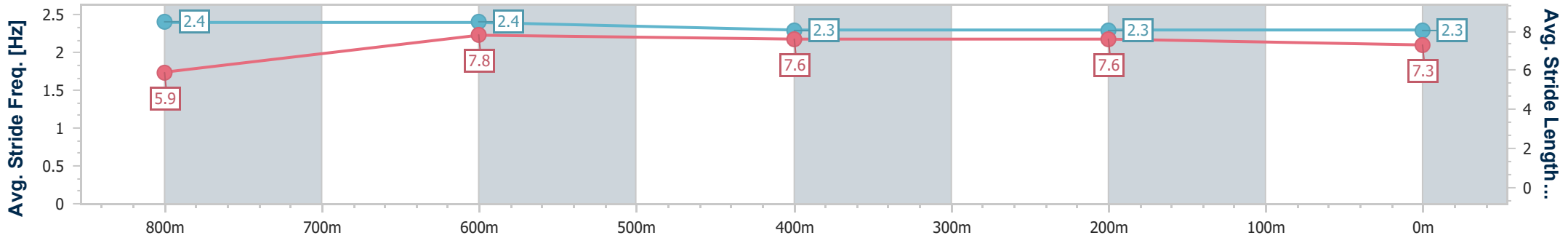
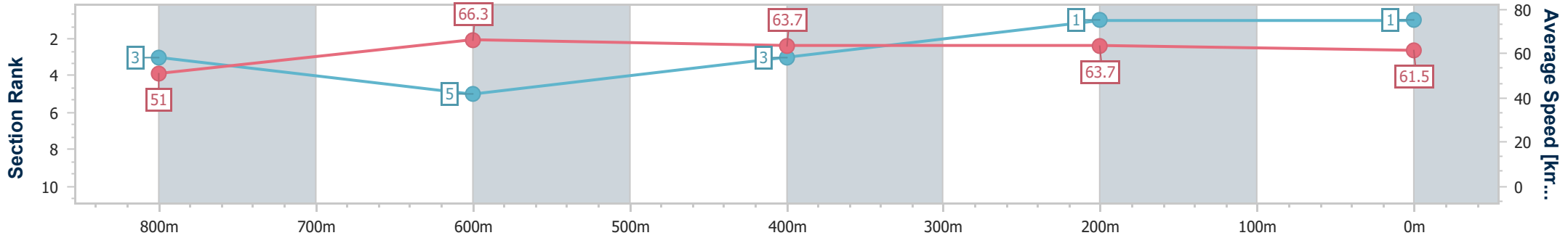
Race 3: SHERRIN RENTALS Class 2 Plate - 1000m

16 November 2024 - 19:17



Track Rating: Good 4, Weather: Windy, Rail Position: +3m Entire

Section	Overall	800m	600m	400m	200m
Section Times	0:59.20 [1] (0:14.13)	0:45.07 [3] (0:10.86)	0:34.21 [5] (0:11.24)	0:22.97 [3] (0:11.30)	0:11.67 [1] (0:11.67)
Average Speed [km/h]	51.0	66.3	63.7	63.7	61.5
Top Speed [km/h]	67.5	67.9	65.9	65.3	63.8
Avg. Dist. to Rail [m]	2.9	0.4	1.4	1.2	1.8
Avg. Stride Freq. [Hz]	2.4	2.4	2.3	2.3	2.3
Avg. Stride Length [m]	5.9	7.8	7.6	7.6	7.3



- [] Ranking at each section and finish
- .-.- No data available at this section
- NA No data available



Horse/Jockey Name	My Name Is
Final Rank	2
Fastest Section Time (Section)	0:10.82 (800m)
Top Speed [km/h] (Section)	68.5 (800m)
Race State	Finished



Toowoomba QLD Professional

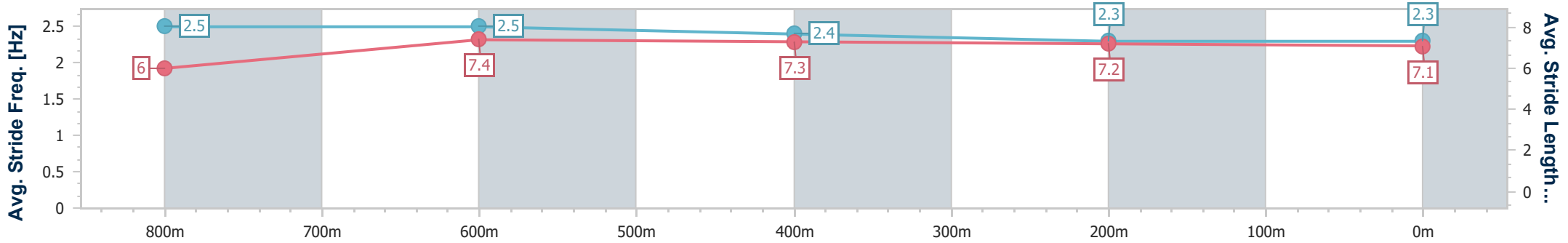
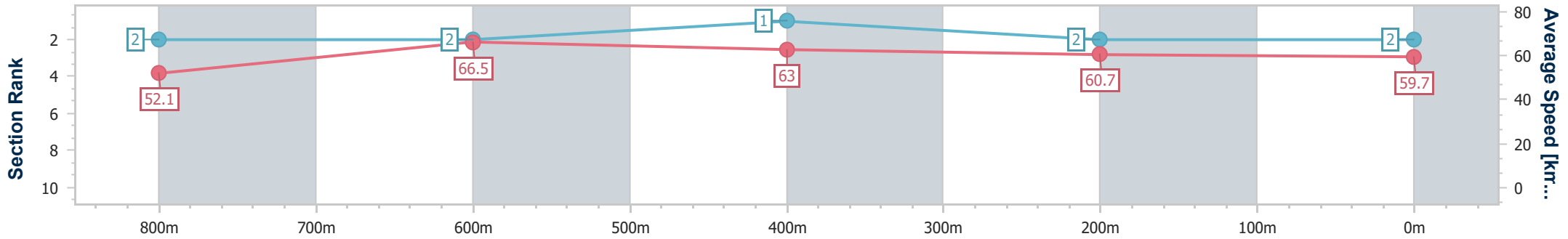
Race 3: SHERRIN RENTALS Class 2 Plate - 1000m

16 November 2024 - 19:17



Track Rating: Good 4, Weather: Windy, Rail Position: +3m Entire

Section	Overall	800m	600m	400m	200m
Section Times	0:59.95 [2] (0:13.80)	0:46.15 [2] (0:10.82)	0:35.33 [2] (0:11.42)	0:23.91 [1] (0:11.84)	0:12.07 [2] (0:12.07)
Average Speed [km/h]	52.1	66.5	63.0	60.7	59.7
Top Speed [km/h]	67.5	68.5	65.7	62.0	61.2
Avg. Dist. to Rail [m]	1.3	0.7	0.6	0.4	0.2
Avg. Stride Freq. [Hz]	2.5	2.5	2.4	2.3	2.3
Avg. Stride Length [m]	6.0	7.4	7.3	7.2	7.1



- [] Ranking at each section and finish
- .-.- No data available at this section
- NA No data available



Horse/Jockey Name	Machine Head
Final Rank	3
Fastest Section Time (Section)	0:10.63 (800m)
Top Speed [km/h] (Section)	70.6 (800m)
Race State	Finished



Toowoomba QLD Professional

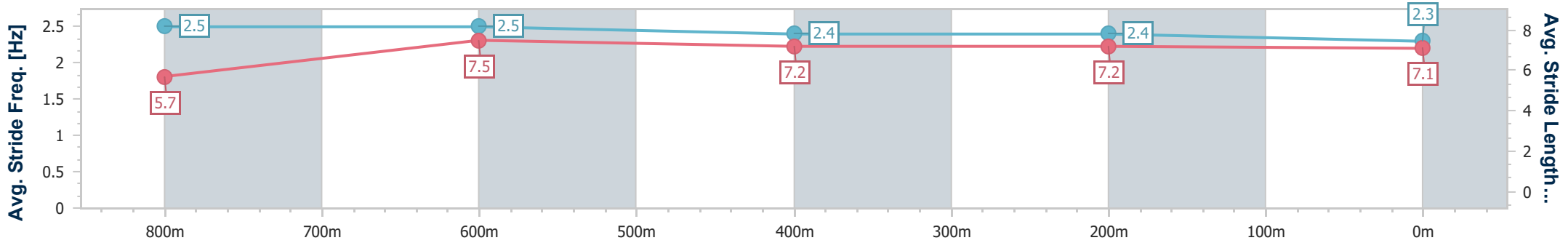
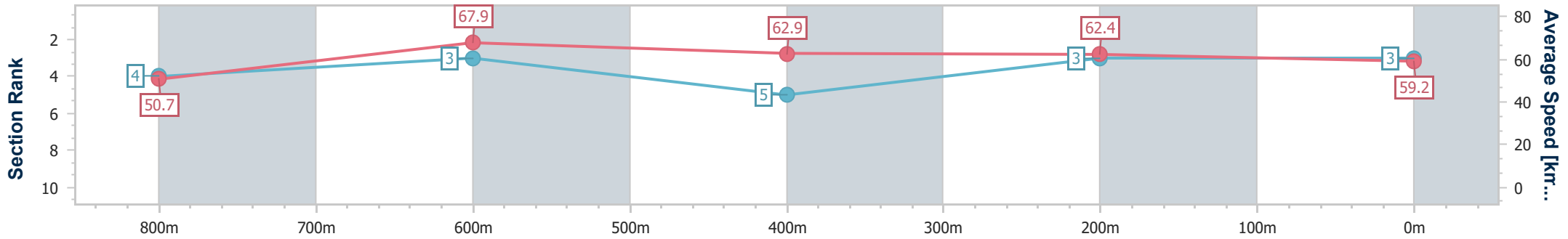
Race 3: SHERRIN RENTALS Class 2 Plate - 1000m

16 November 2024 - 19:17



Track Rating: Good 4, Weather: Windy, Rail Position: +3m Entire

Section	Overall	800m	600m	400m	200m
Section Times	1:00.04 [3] (0:14.14)	0:45.90 [4] (0:10.63)	0:35.27 [3] (0:11.63)	0:23.64 [5] (0:11.50)	0:12.14 [3] (0:12.14)
Average Speed [km/h]	50.7	67.9	62.9	62.4	59.2
Top Speed [km/h]	68.2	70.6	65.6	63.4	61.4
Avg. Dist. to Rail [m]	3.2	1.6	2.5	0.7	0.5
Avg. Stride Freq. [Hz]	2.5	2.5	2.4	2.4	2.3
Avg. Stride Length [m]	5.7	7.5	7.2	7.2	7.1



- [] Ranking at each section and finish
- .-.- No data available at this section
- NA No data available



Horse/Jockey Name	Missy's Ready
Final Rank	4
Fastest Section Time (Section)	0:10.68 (800m)
Top Speed [km/h] (Section)	72.2 (800m)
Race State	Finished



Toowoomba QLD Professional

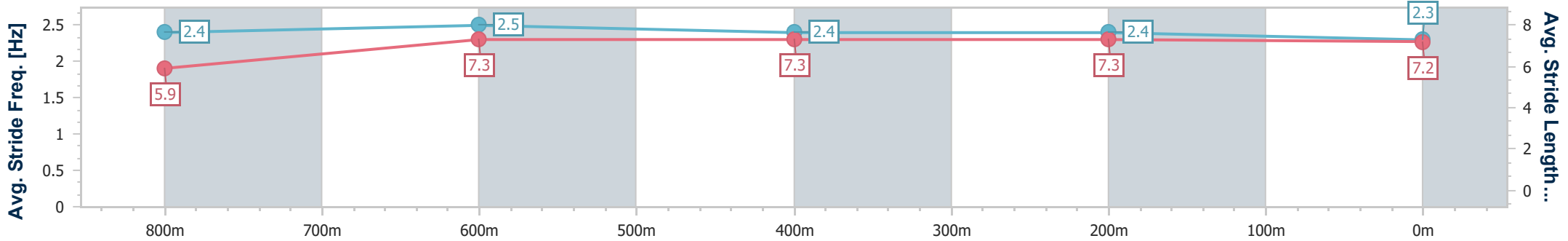
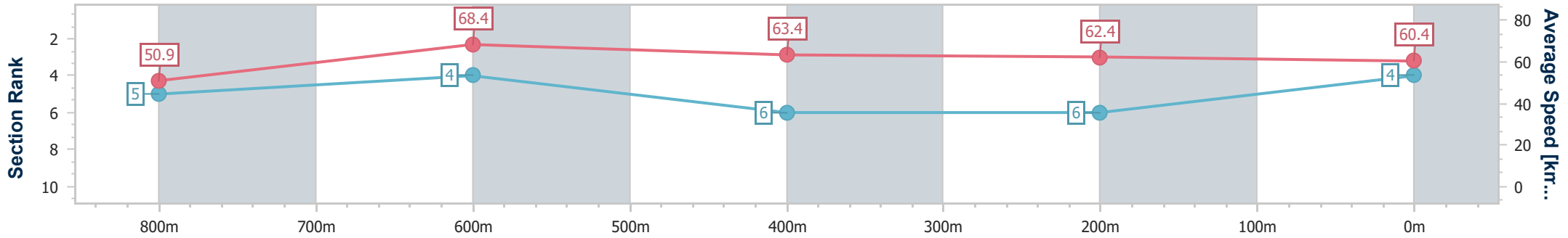
Race 3: SHERRIN RENTALS Class 2 Plate - 1000m

16 November 2024 - 19:17



Track Rating: Good 4, Weather: Windy, Rail Position: +3m Entire

Section	Overall	800m	600m	400m	200m
Section Times	1:00.05 [4] (0:14.28)	0:45.77 [5] (0:10.68)	0:35.09 [4] (0:11.61)	0:23.48 [6] (0:11.55)	0:11.93 [6] (0:11.93)
Average Speed [km/h]	50.9	68.4	63.4	62.4	60.4
Top Speed [km/h]	68.2	72.2	66.4	64.3	62.4
Avg. Dist. to Rail [m]	6.6	5.2	4.6	1.4	1.5
Avg. Stride Freq. [Hz]	2.4	2.5	2.4	2.4	2.3
Avg. Stride Length [m]	5.9	7.3	7.3	7.3	7.2



- [] Ranking at each section and finish
- .-.- No data available at this section
- NA No data available



Horse/Jockey Name	Asgoodasyougett
Final Rank	5
Fastest Section Time (Section)	0:10.72 (800m)
Top Speed [km/h] (Section)	68.5 (800m)
Race State	Finished



Toowoomba QLD Professional

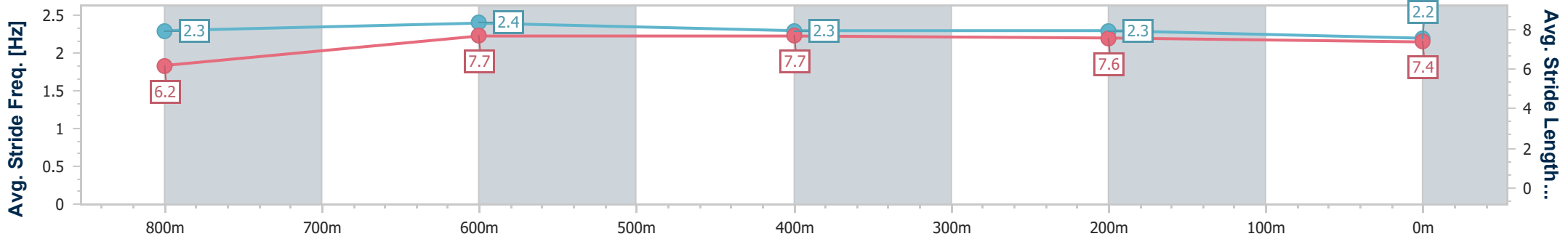
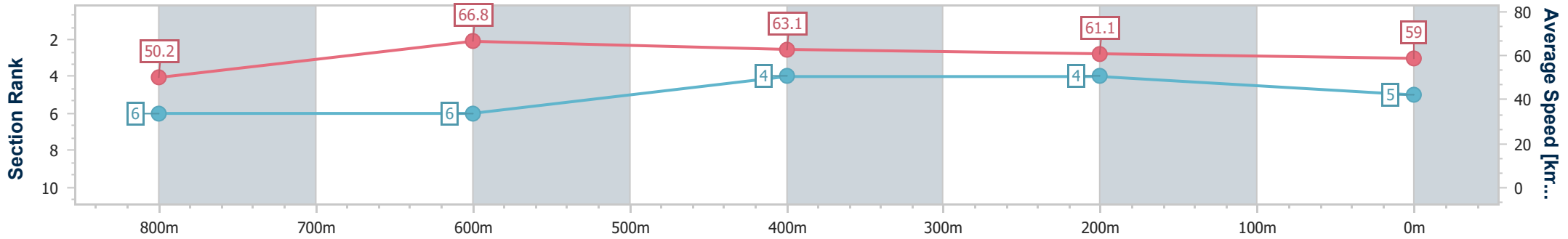
Race 3: SHERRIN RENTALS Class 2 Plate - 1000m

16 November 2024 - 19:17



Track Rating: Good 4, Weather: Windy, Rail Position: +3m Entire

Section	Overall	800m	600m	400m	200m
Section Times	1:00.26 [5] (0:14.33)	0:45.93 [6] (0:10.72)	0:35.21 [6] (0:11.29)	0:23.92 [4] (0:11.72)	0:12.20 [4] (0:12.20)
Average Speed [km/h]	50.2	66.8	63.1	61.1	59.0
Top Speed [km/h]	66.7	68.5	65.2	62.4	60.6
Avg. Dist. to Rail [m]	2.4	1.7	2.3	0.7	1.9
Avg. Stride Freq. [Hz]	2.3	2.4	2.3	2.3	2.2
Avg. Stride Length [m]	6.2	7.7	7.7	7.6	7.4



- [] Ranking at each section and finish
- .-.- No data available at this section
- NA No data available



Horse/Jockey Name	Purosangue
Final Rank	6
Fastest Section Time (Section)	0:10.87 (800m)
Top Speed [km/h] (Section)	68.7 (800m)
Race State	Finished



Toowoomba QLD Professional

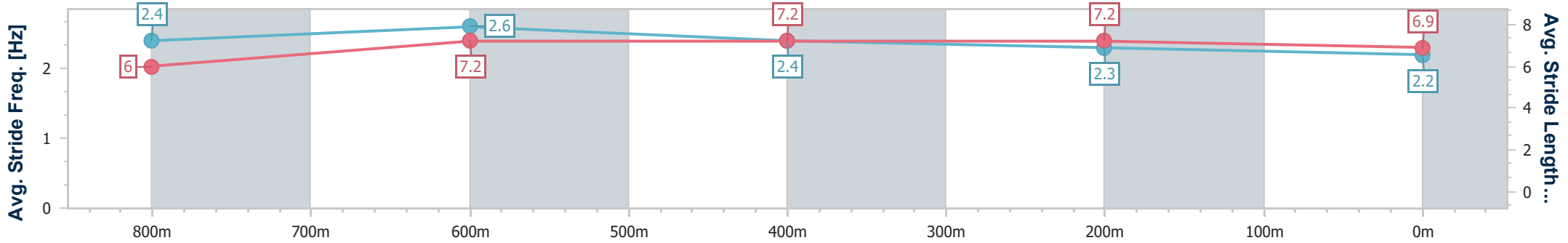
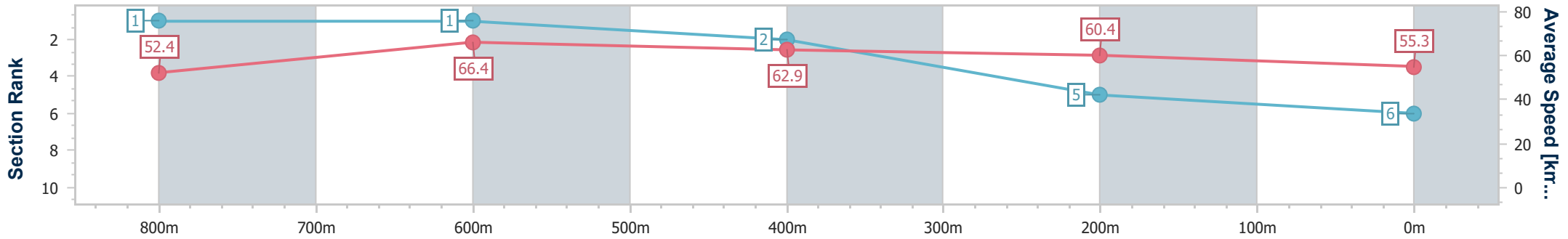
Race 3: SHERRIN RENTALS Class 2 Plate - 1000m

16 November 2024 - 19:17



Track Rating: Good 4, Weather: Windy, Rail Position: +3m Entire

Section	Overall	800m	600m	400m	200m
Section Times	1:01.08 [6] (0:13.73)	0:47.35 [1] (0:10.87)	0:36.48 [1] (0:11.52)	0:24.96 [2] (0:11.97)	0:12.99 [5] (0:12.99)
Average Speed [km/h]	52.4	66.4	62.9	60.4	55.3
Top Speed [km/h]	67.7	68.7	65.7	62.6	57.6
Avg. Dist. to Rail [m]	2.9	0.8	1.2	2.0	1.6
Avg. Stride Freq. [Hz]	2.4	2.6	2.4	2.3	2.2
Avg. Stride Length [m]	6.0	7.2	7.2	7.2	6.9



- [] Ranking at each section and finish
- .-.- No data available at this section
- NA No data available



Toowoomba QLD Professional

Race 4: BARRIER REEF POOLS Maiden Plate - 1000m

16 November 2024 - 19:55



Track Rating: Good 4, Weather: Windy, Rail Position: +3m Entire

Section		Overall	800m	600m	400m	200m	Last 600m					
Field Times		1:00.34 (0:14.02)	0:46.32 (0:10.61)	0:35.71 (0:11.37)	0:24.34 (0:12.10)	0:12.24 (0:12.24)	0:35.71					
Rank	TAB Horse/Jockey	Barrier	Top Speed [km/h]	Fastest Section	Margin					Distance Travelled [m]		
1	6 JACKA STANDS ALONE Les Tilley	6	69.0 800m	0:10.85 800m	1:00.34 [1] (0:14.14)	0:46.20 [2] (0:10.85)	0:35.35 [2] (0:11.22)	0:24.13 [2] (0:11.89)	0:12.24 [1] (0:12.24)	1:00.34	0:35.35	
2	4 ARCTIC BEAR Jake Molloy	4	67.3 600m	0:10.89 800m	1:00.55 [2] (0:14.66)	0:45.89 [7] (0:10.89)	0:35.00 [4] (0:10.98)	0:24.02 [4] (0:11.97)	0:12.05 [3] (0:12.05)	1.3L	0:35.00	-15
3	10 MISS MOZAMBIQUE Rob Thorburn	9	65.4 Overall	0:11.48 800m	1:01.24 [3] (0:14.81)	0:46.43 [8] (0:11.48)	0:34.95 [9] (0:11.51)	0:23.44 [8] (0:11.54)	0:11.90 [6] (0:11.90)	5.3L	0:34.95	-2
4	2 JEROBI Karl Zechner	1	68.7 800m	0:10.61 800m	1:01.27 [4] (0:14.02)	0:47.25 [1] (0:10.61)	0:36.64 [1] (0:11.37)	0:25.27 [1] (0:12.23)	0:13.04 [2] (0:13.04)	5.4L	0:36.64	-3
5	14 SUTHERLAND Kenji Yoshida	8	67.6 800m	0:11.17 800m	1:01.27 [5] (0:14.38)	0:46.89 [4] (0:11.17)	0:35.72 [5] (0:11.50)	0:24.22 [5] (0:11.99)	0:12.23 [5] (0:12.23)	5.5L	0:35.72	-2
6	15 ROIGARD Liv O'Donnell	7	66.3 Overall	0:11.32 800m	1:01.46 [6] (0:14.48)	0:46.98 [5] (0:11.32)	0:35.66 [6] (0:11.65)	0:24.01 [6] (0:11.92)	0:12.09 [7] (0:12.09)	6.5L	0:35.66	-3
7	12 SMART BINT Anthony Allen	2	65.5 Overall	0:11.34 800m	1:01.48 [7] (0:15.20)	0:46.28 [12] (0:11.34)	0:34.94 [12] (0:11.59)	0:23.35 [11] (0:11.59)	0:11.76 [9] (0:11.76)	6.6L	0:34.94	-4
8	9 GIDDAY GIDDAY Madeleine Wishart	5	67.1 800m	0:10.90 800m	1:01.52 [8] (0:14.26)	0:47.26 [3] (0:10.90)	0:36.36 [3] (0:11.36)	0:25.00 [3] (0:12.39)	0:12.61 [4] (0:12.61)	6.8L	0:36.36	-2
9	13 TOWERS HILL Jace McMurray	11	65.8 Overall	0:11.37 800m	1:01.63 [9] (0:14.85)	0:46.78 [10] (0:11.37)	0:35.41 [8] (0:11.61)	0:23.80 [9] (0:11.78)	0:12.02 [8] (0:12.02)	7.3L	0:35.41	+2
10	5 BONZABELTER Nathan Fazackerley	3	63.3 800m	0:11.65 800m	1:01.98 [10] (0:14.88)	0:47.10 [11] (0:11.65)	0:35.45 [11] (0:11.67)	0:23.78 [12] (0:11.76)	0:12.02 [11] (0:12.02)	9.3L	0:35.45	-3

Scratched: Jacks And Soda (#17), Flying To Mars (#16), Ludik (#3), Thirty Odd Foot (#7), Pull The Catch (#11)

[] Ranking at each section and finish
 -:-:- No data available at this section
 NA No data available

SCN Saddle cloth number
 DNF Did not finish
 DNT Did not track



Toowoomba QLD Professional

Race 4: BARRIER REEF POOLS Maiden Plate - 1000m

16 November 2024 - 19:55



Track Rating: Good 4, Weather: Windy, Rail Position: +3m Entire

Section		Overall	800m	600m	400m	200m	Last 600m					
Field Times		1:00.34 (0:14.02)	0:46.32 (0:10.61)	0:35.71 (0:11.37)	0:24.34 (0:12.10)	0:12.24 (0:12.24)	0:35.71					
Rank	TAB Horse/Jockey	Barrier	Top Speed [km/h]	Fastest Section	Margin					Distance Travelled [m]		
11	8 DON'T STOP ME NOW Nozi Tomizawa	12	65.1 Overall	0:11.45 800m	1:02.03 [11] (0:14.85)	0:47.18 [9] (0:11.45)	0:35.73 [10] (0:11.55)	0:24.18 [10] (0:12.06)	0:12.12 [10] (0:12.12)	9.5L	0:35.73	+6
12	1 ANKYLOSAUR Michael Murphy	10	65.1 Overall	0:11.36 800m	1:03.51 [12] (0:14.55)	0:48.96 [6] (0:11.36)	0:37.60 [7] (0:11.61)	0:25.99 [7] (0:12.46)	0:13.53 [12] (0:13.53)	18.3L	0:37.60	-1

Scratched: Jacks And Soda (#17), Flying To Mars (#16), Ludik (#3), Thirty Odd Foot (#7), Pull The Catch (#11)

[] Ranking at each section and finish
 -:--:-- No data available at this section
 NA No data available

SCN Saddle cloth number
 DNF Did not finish
 DNT Did not track



Horse/Jockey Name	Jacka Stands Alone
Final Rank	1
Fastest Section Time (Section)	0:10.85 (800m)
Top Speed [km/h] (Section)	69.0 (800m)
Race State	Finished



Toowoomba QLD Professional

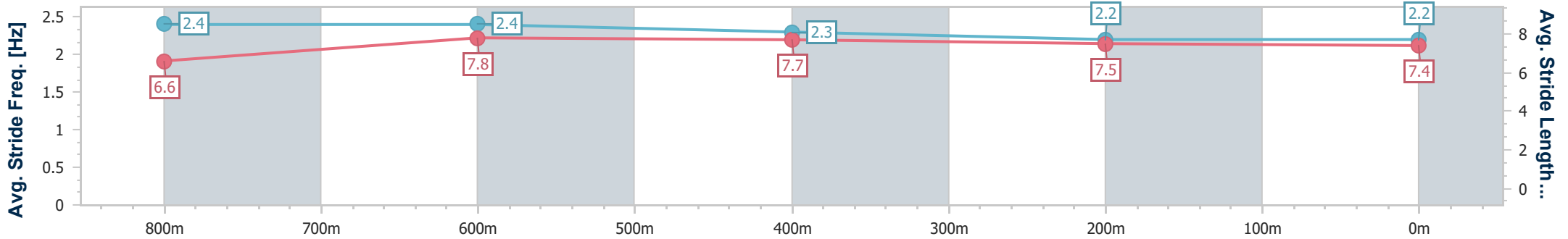
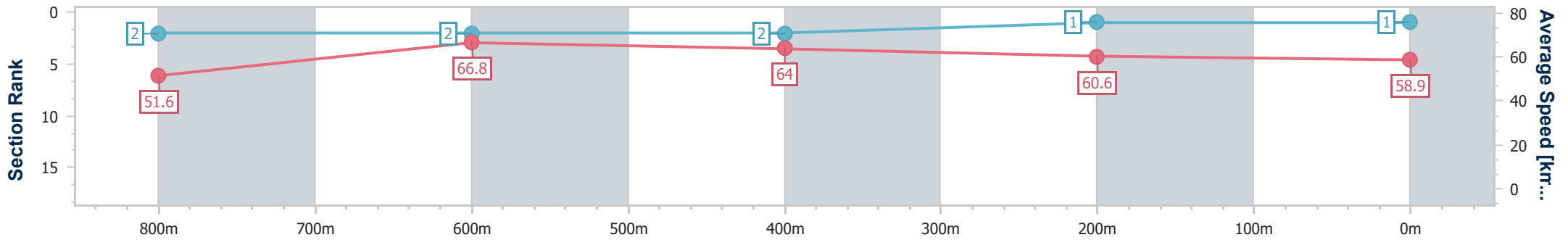
Race 4: BARRIER REEF POOLS Maiden Plate - 1000m

16 November 2024 - 19:55



Track Rating: Good 4, Weather: Windy, Rail Position: +3m Entire

Section	Overall	800m	600m	400m	200m
Section Times	1:00.34 [1] (0:14.14)	0:46.20 [2] (0:10.85)	0:35.35 [2] (0:11.22)	0:24.13 [2] (0:11.89)	0:12.24 [1] (0:12.24)
Average Speed [km/h]	51.6	66.8	64.0	60.6	58.9
Top Speed [km/h]	68.8	69.0	67.1	62.1	60.4
Avg. Dist. to Rail [m]	3.7	2.0	0.6	1.1	0.8
Avg. Stride Freq. [Hz]	2.4	2.4	2.3	2.2	2.2
Avg. Stride Length [m]	6.6	7.8	7.7	7.5	7.4



- [] Ranking at each section and finish
- .-.- No data available at this section
- NA No data available



Horse/Jockey Name	Arctic Bear
Final Rank	2
Fastest Section Time (Section)	0:10.89 (800m)
Top Speed [km/h] (Section)	67.3 (600m)
Race State	Finished



Toowoomba QLD Professional

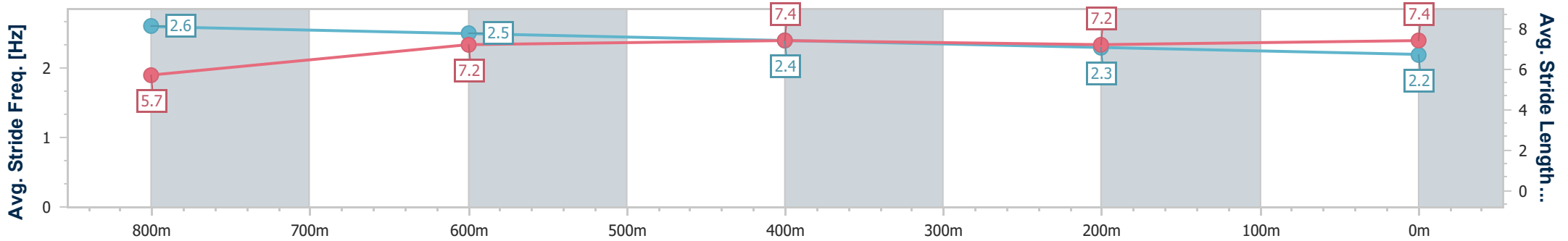
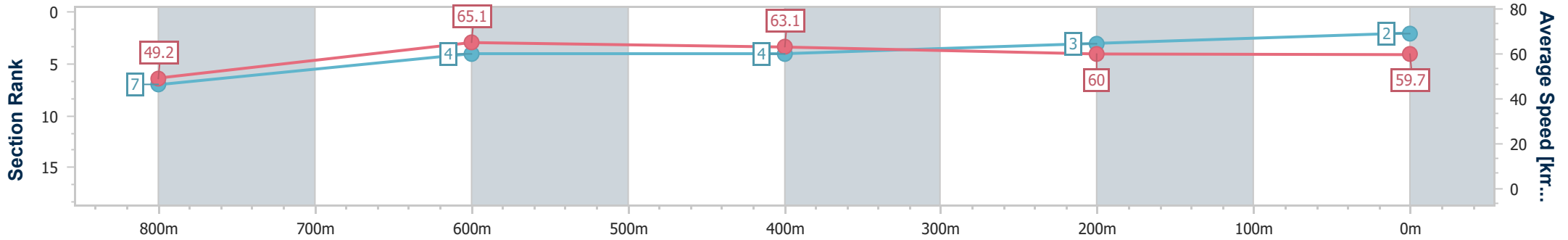
Race 4: BARRIER REEF POOLS Maiden Plate - 1000m

16 November 2024 - 19:55



Track Rating: Good 4, Weather: Windy, Rail Position: +3m Entire

Section	Overall	800m	600m	400m	200m
Section Times	1:00.55 [2] (0:14.66)	0:45.89 [7] (0:10.89)	0:35.00 [4] (0:10.98)	0:24.02 [4] (0:11.97)	0:12.05 [3] (0:12.05)
Average Speed [km/h]	49.2	65.1	63.1	60.0	59.7
Top Speed [km/h]	65.0	66.5	67.3	61.3	60.9
Avg. Dist. to Rail [m]	1.3	4.6	7.4	2.3	2.0
Avg. Stride Freq. [Hz]	2.6	2.5	2.4	2.3	2.2
Avg. Stride Length [m]	5.7	7.2	7.4	7.2	7.4



- [] Ranking at each section and finish
- .-.- No data available at this section
- NA No data available



Horse/Jockey Name	Miss Mozambique
Final Rank	3
Fastest Section Time (Section)	0:11.48 (800m)
Top Speed [km/h] (Section)	65.4 (Overall)
Race State	Finished



Toowoomba QLD Professional

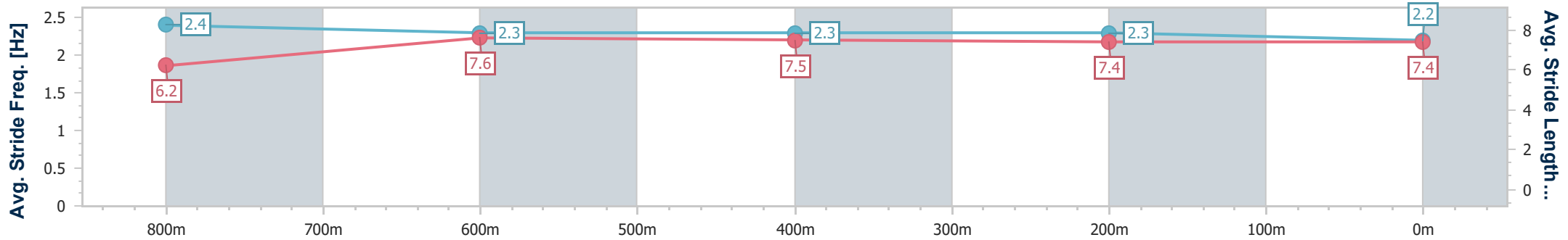
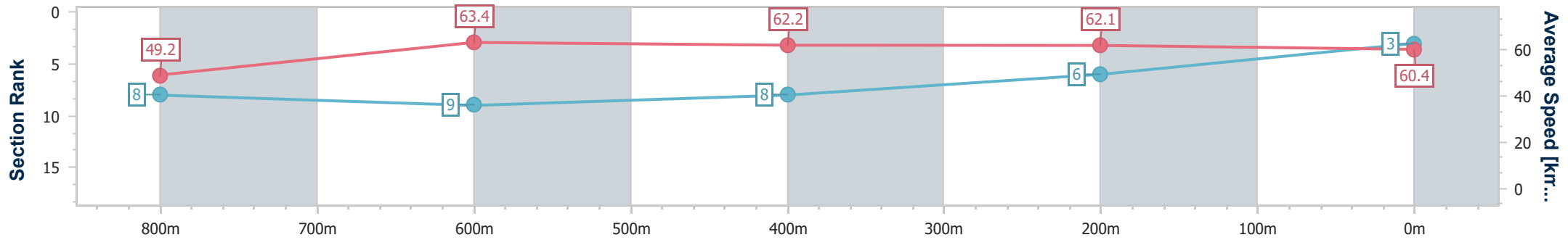
Race 4: BARRIER REEF POOLS Maiden Plate - 1000m

16 November 2024 - 19:55



Track Rating: Good 4, Weather: Windy, Rail Position: +3m Entire

Section	Overall	800m	600m	400m	200m
Section Times	1:01.24 [3] (0:14.81)	0:46.43 [8] (0:11.48)	0:34.95 [9] (0:11.51)	0:23.44 [8] (0:11.54)	0:11.90 [6] (0:11.90)
Average Speed [km/h]	49.2	63.4	62.2	62.1	60.4
Top Speed [km/h]	65.4	64.7	63.3	63.0	61.5
Avg. Dist. to Rail [m]	5.1	2.1	0.8	0.8	1.1
Avg. Stride Freq. [Hz]	2.4	2.3	2.3	2.3	2.2
Avg. Stride Length [m]	6.2	7.6	7.5	7.4	7.4



- [] Ranking at each section and finish
- .-.- No data available at this section
- NA No data available



Horse/Jockey Name	Jerobi
Final Rank	4
Fastest Section Time (Section)	0:10.61 (800m)
Top Speed [km/h] (Section)	68.7 (800m)
Race State	Finished



Toowoomba QLD Professional

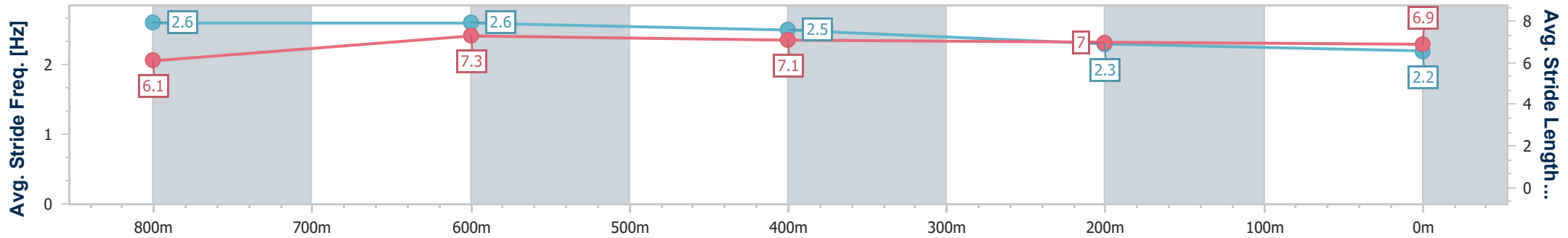
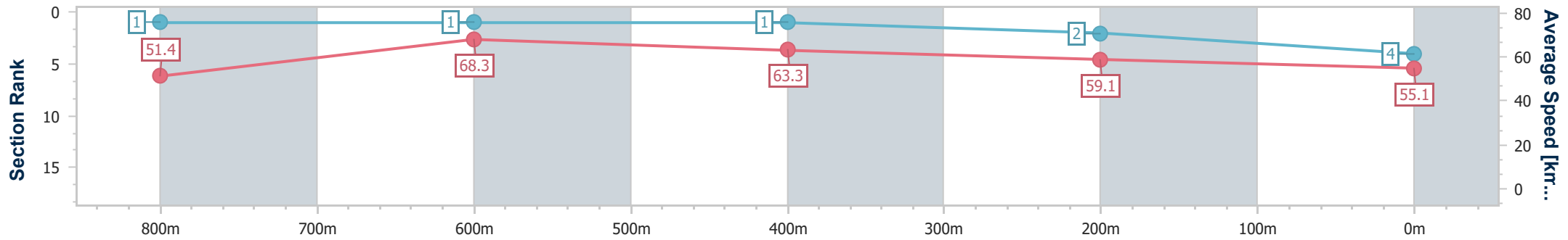
Race 4: BARRIER REEF POOLS Maiden Plate - 1000m

16 November 2024 - 19:55



Track Rating: Good 4, Weather: Windy, Rail Position: +3m Entire

Section	Overall	800m	600m	400m	200m
Section Times	1:01.27 [4] (0:14.02)	0:47.25 [1] (0:10.61)	0:36.64 [1] (0:11.37)	0:25.27 [1] (0:12.23)	0:13.04 [2] (0:13.04)
Average Speed [km/h]	51.4	68.3	63.3	59.1	55.1
Top Speed [km/h]	68.3	68.7	65.9	61.6	57.3
Avg. Dist. to Rail [m]	1.1	1.2	0.7	0.7	0.9
Avg. Stride Freq. [Hz]	2.6	2.6	2.5	2.3	2.2
Avg. Stride Length [m]	6.1	7.3	7.1	7.0	6.9



- [] Ranking at each section and finish
- .-.- No data available at this section
- NA No data available



Horse/Jockey Name	Sutherland
Final Rank	5
Fastest Section Time (Section)	0:11.17 (800m)
Top Speed [km/h] (Section)	67.6 (800m)
Race State	Finished



Toowoomba QLD Professional

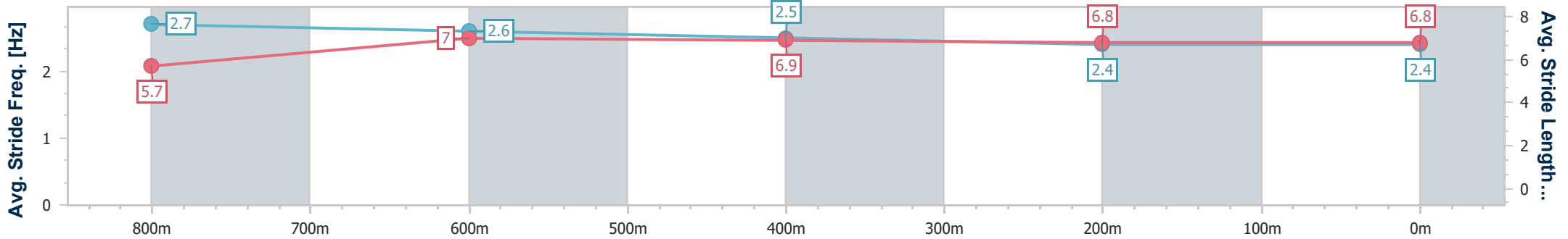
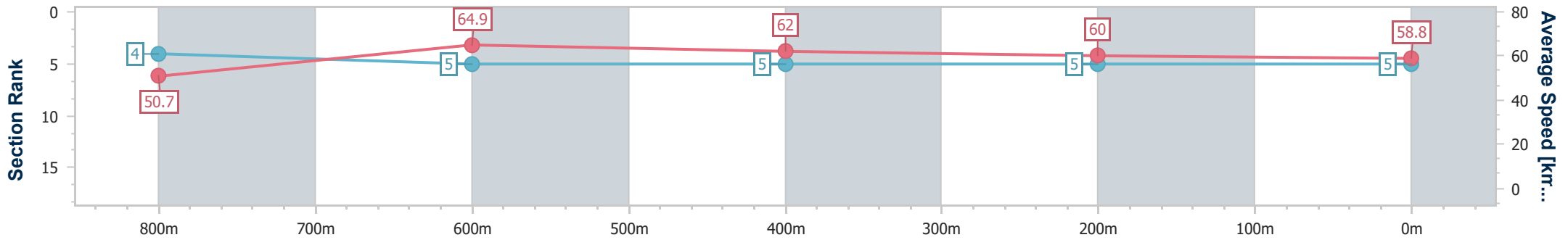
Race 4: BARRIER REEF POOLS Maiden Plate - 1000m

16 November 2024 - 19:55



Track Rating: Good 4, Weather: Windy, Rail Position: +3m Entire

Section	Overall	800m	600m	400m	200m
Section Times	1:01.27 [5] (0:14.38)	0:46.89 [4] (0:11.17)	0:35.72 [5] (0:11.50)	0:24.22 [5] (0:11.99)	0:12.23 [5] (0:12.23)
Average Speed [km/h]	50.7	64.9	62.0	60.0	58.8
Top Speed [km/h]	66.2	67.6	64.6	61.6	60.1
Avg. Dist. to Rail [m]	3.8	1.4	1.5	0.5	0.9
Avg. Stride Freq. [Hz]	2.7	2.6	2.5	2.4	2.4
Avg. Stride Length [m]	5.7	7.0	6.9	6.8	6.8



- [] Ranking at each section and finish
- .-.- No data available at this section
- NA No data available



Horse/Jockey Name	Roigard
Final Rank	6
Fastest Section Time (Section)	0:11.32 (800m)
Top Speed [km/h] (Section)	66.3 (Overall)
Race State	Finished



Toowoomba QLD Professional

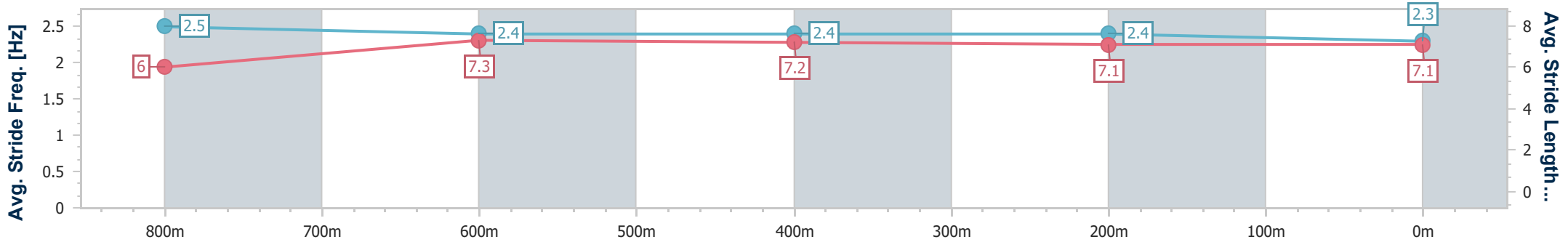
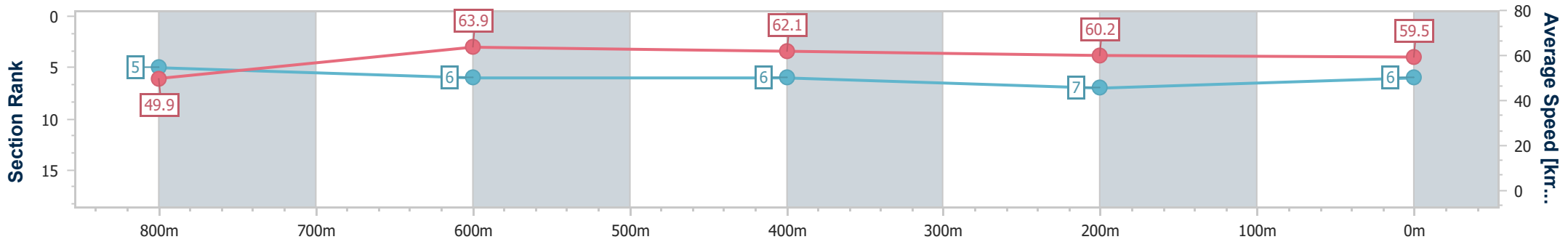
Race 4: BARRIER REEF POOLS Maiden Plate - 1000m

16 November 2024 - 19:55



Track Rating: Good 4, Weather: Windy, Rail Position: +3m Entire

Section	Overall	800m	600m	400m	200m
Section Times	1:01.46 [6] (0:14.48)	0:46.98 [5] (0:11.32)	0:35.66 [6] (0:11.65)	0:24.01 [6] (0:11.92)	0:12.09 [7] (0:12.09)
Average Speed [km/h]	49.9	63.9	62.1	60.2	59.5
Top Speed [km/h]	66.3	65.2	64.4	61.9	60.2
Avg. Dist. to Rail [m]	2.9	1.1	1.1	1.5	0.7
Avg. Stride Freq. [Hz]	2.5	2.4	2.4	2.4	2.3
Avg. Stride Length [m]	6.0	7.3	7.2	7.1	7.1



- [] Ranking at each section and finish
- .-.- No data available at this section
- NA No data available



Horse/Jockey Name	Smart Bint
Final Rank	7
Fastest Section Time (Section)	0:11.34 (800m)
Top Speed [km/h] (Section)	65.5 (Overall)
Race State	Finished



Toowoomba QLD Professional

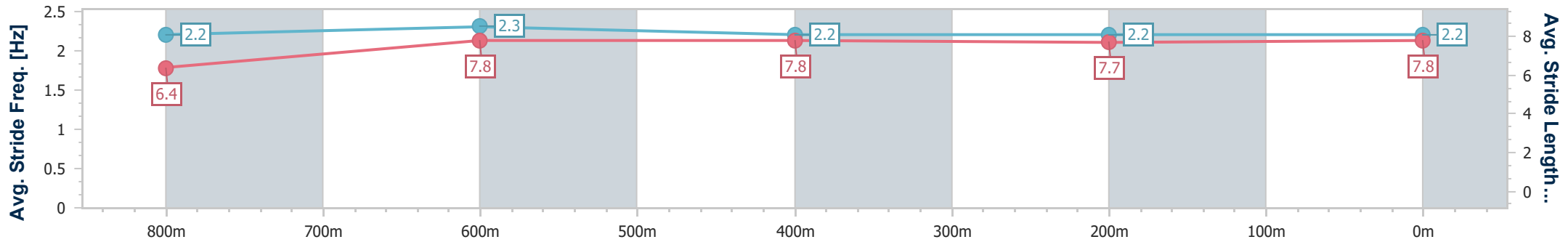
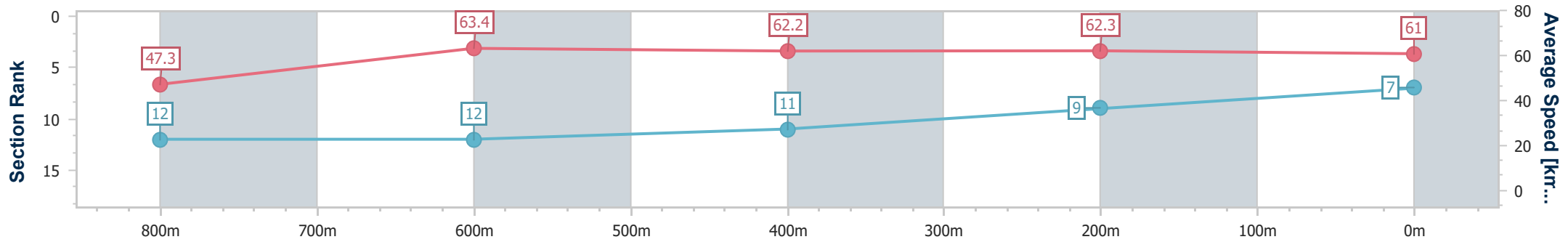
Race 4: BARRIER REEF POOLS Maiden Plate - 1000m

16 November 2024 - 19:55



Track Rating: Good 4, Weather: Windy, Rail Position: +3m Entire

Section	Overall	800m	600m	400m	200m
Section Times	1:01.48 [7] (0:15.20)	0:46.28 [12] (0:11.34)	0:34.94 [12] (0:11.59)	0:23.35 [11] (0:11.59)	0:11.76 [9] (0:11.76)
Average Speed [km/h]	47.3	63.4	62.2	62.3	61.0
Top Speed [km/h]	65.5	64.0	63.4	63.6	62.2
Avg. Dist. to Rail [m]	1.0	0.7	0.4	0.5	0.4
Avg. Stride Freq. [Hz]	2.2	2.3	2.2	2.2	2.2
Avg. Stride Length [m]	6.4	7.8	7.8	7.7	7.8



- [] Ranking at each section and finish
- .-.- No data available at this section
- NA No data available



Horse/Jockey Name	Gidday Gidday
Final Rank	8
Fastest Section Time (Section)	0:10.90 (800m)
Top Speed [km/h] (Section)	67.1 (800m)
Race State	Finished



Toowoomba QLD Professional

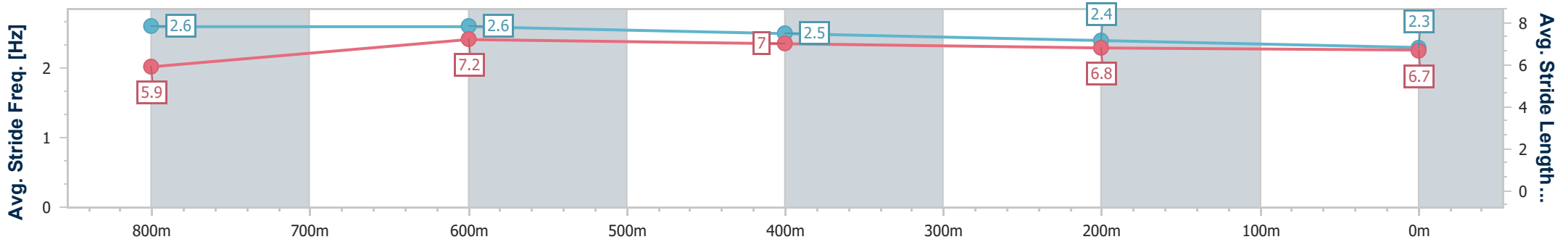
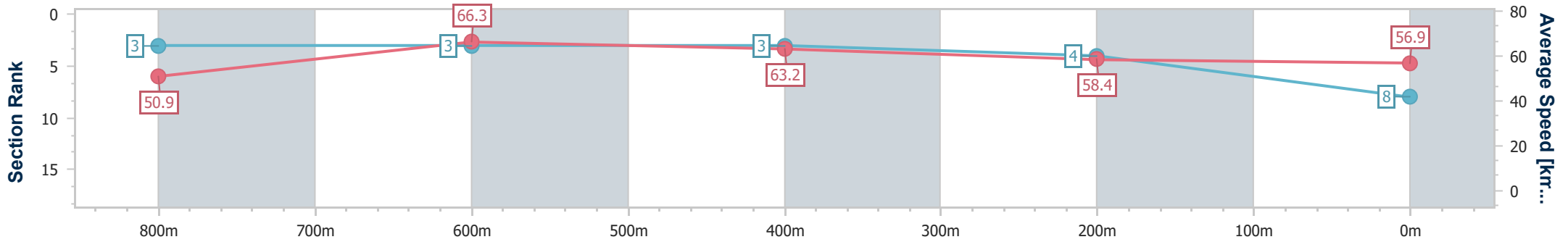
Race 4: BARRIER REEF POOLS Maiden Plate - 1000m

16 November 2024 - 19:55



Track Rating: Good 4, Weather: Windy, Rail Position: +3m Entire

Section	Overall	800m	600m	400m	200m
Section Times	1:01.52 [8] (0:14.26)	0:47.26 [3] (0:10.90)	0:36.36 [3] (0:11.36)	0:25.00 [3] (0:12.39)	0:12.61 [4] (0:12.61)
Average Speed [km/h]	50.9	66.3	63.2	58.4	56.9
Top Speed [km/h]	66.9	67.1	65.4	59.6	58.6
Avg. Dist. to Rail [m]	2.7	0.8	0.3	1.0	1.9
Avg. Stride Freq. [Hz]	2.6	2.6	2.5	2.4	2.3
Avg. Stride Length [m]	5.9	7.2	7.0	6.8	6.7



- [] Ranking at each section and finish
- .-.- No data available at this section
- NA No data available



Horse/Jockey Name	Towers Hill
Final Rank	9
Fastest Section Time (Section)	0:11.37 (800m)
Top Speed [km/h] (Section)	65.8 (Overall)
Race State	Finished



Toowoomba QLD Professional

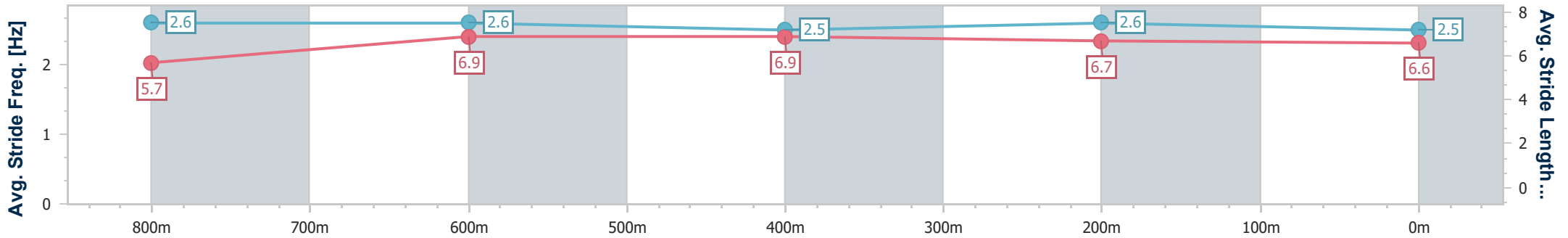
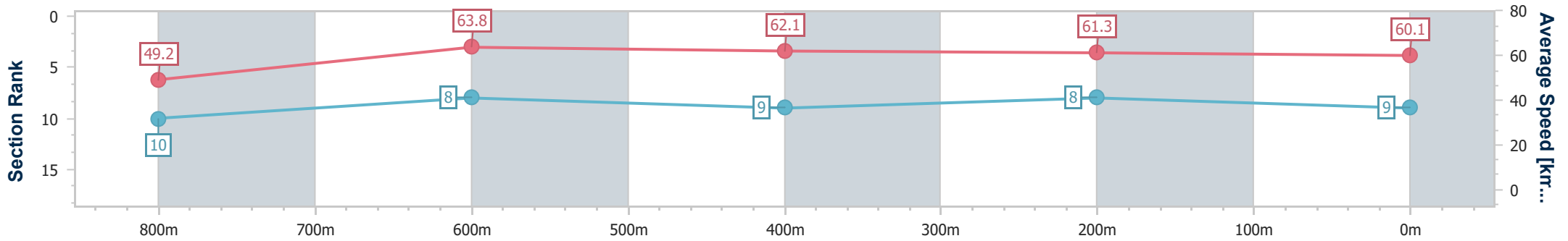
Race 4: BARRIER REEF POOLS Maiden Plate - 1000m

16 November 2024 - 19:55



Track Rating: Good 4, Weather: Windy, Rail Position: +3m Entire

Section	Overall	800m	600m	400m	200m
Section Times	1:01.63 [9] (0:14.85)	0:46.78 [10] (0:11.37)	0:35.41 [8] (0:11.61)	0:23.80 [9] (0:11.78)	0:12.02 [8] (0:12.02)
Average Speed [km/h]	49.2	63.8	62.1	61.3	60.1
Top Speed [km/h]	65.8	65.8	63.6	62.2	61.3
Avg. Dist. to Rail [m]	6.5	1.0	0.2	1.7	1.7
Avg. Stride Freq. [Hz]	2.6	2.6	2.5	2.6	2.5
Avg. Stride Length [m]	5.7	6.9	6.9	6.7	6.6



- [] Ranking at each section and finish
- .-.- No data available at this section
- NA No data available



Horse/Jockey Name	Bonzabelter
Final Rank	10
Fastest Section Time (Section)	0:11.65 (800m)
Top Speed [km/h] (Section)	63.3 (800m)
Race State	Finished



Toowoomba QLD Professional

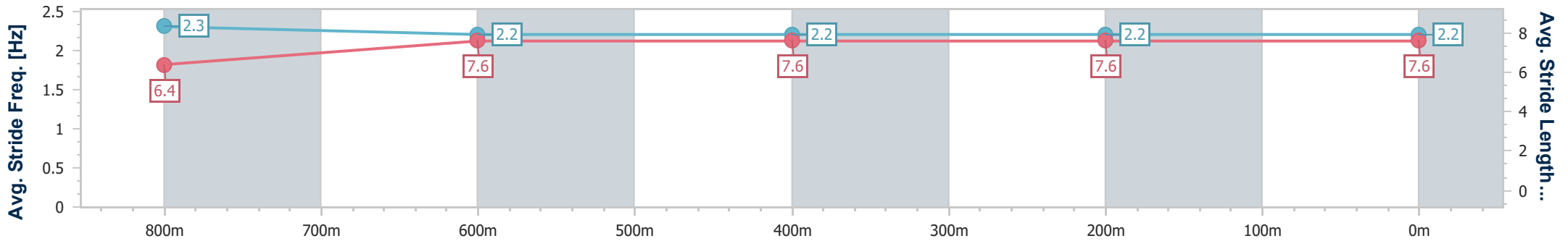
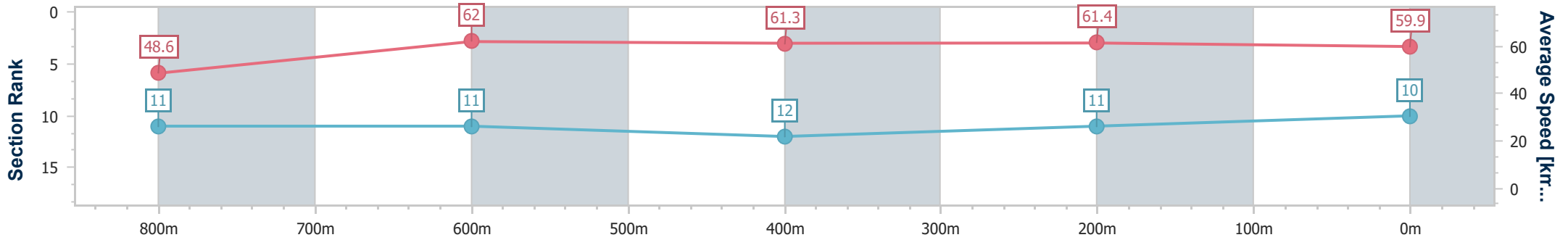
Race 4: BARRIER REEF POOLS Maiden Plate - 1000m

16 November 2024 - 19:55



Track Rating: Good 4, Weather: Windy, Rail Position: +3m Entire

Section	Overall	800m	600m	400m	200m
Section Times	1:01.98 [10] (0:14.88)	0:47.10 [11] (0:11.65)	0:35.45 [11] (0:11.67)	0:23.78 [12] (0:11.76)	0:12.02 [11] (0:12.02)
Average Speed [km/h]	48.6	62.0	61.3	61.4	59.9
Top Speed [km/h]	63.2	63.3	62.7	61.5	61.1
Avg. Dist. to Rail [m]	1.5	0.6	0.7	0.4	0.9
Avg. Stride Freq. [Hz]	2.3	2.2	2.2	2.2	2.2
Avg. Stride Length [m]	6.4	7.6	7.6	7.6	7.6



- [] Ranking at each section and finish
- .-.- No data available at this section
- NA No data available



Horse/Jockey Name	Don't Stop Me Now
Final Rank	11
Fastest Section Time (Section)	0:11.45 (800m)
Top Speed [km/h] (Section)	65.1 (Overall)
Race State	Finished



Toowoomba QLD Professional

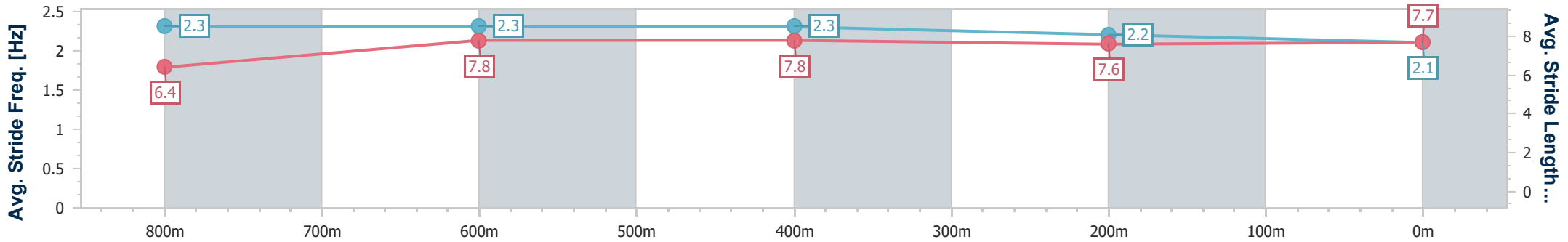
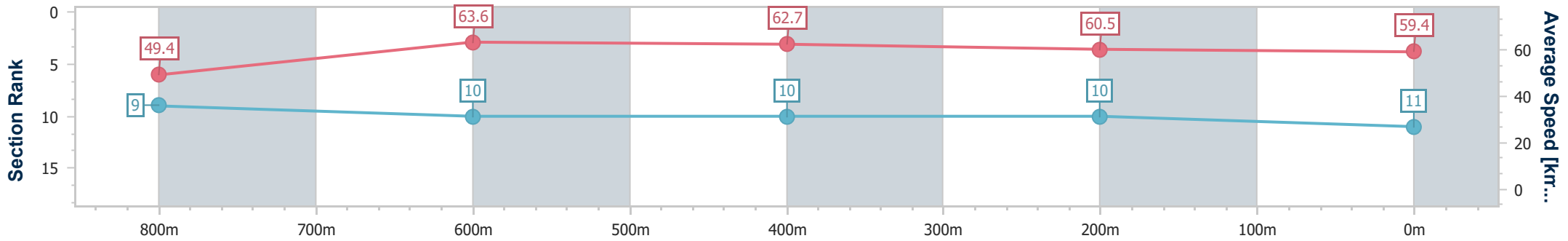
Race 4: BARRIER REEF POOLS Maiden Plate - 1000m

16 November 2024 - 19:55



Track Rating: Good 4, Weather: Windy, Rail Position: +3m Entire

Section	Overall	800m	600m	400m	200m
Section Times	1:02.03 [11] (0:14.85)	0:47.18 [9] (0:11.45)	0:35.73 [10] (0:11.55)	0:24.18 [10] (0:12.06)	0:12.12 [10] (0:12.12)
Average Speed [km/h]	49.4	63.6	62.7	60.5	59.4
Top Speed [km/h]	65.1	65.0	63.4	62.0	59.9
Avg. Dist. to Rail [m]	7.9	3.2	1.3	2.7	3.4
Avg. Stride Freq. [Hz]	2.3	2.3	2.3	2.2	2.1
Avg. Stride Length [m]	6.4	7.8	7.8	7.6	7.7



- [] Ranking at each section and finish
- .-.-.- No data available at this section
- NA No data available



Horse/Jockey Name	Ankylosaur
Final Rank	12
Fastest Section Time (Section)	0:11.36 (800m)
Top Speed [km/h] (Section)	65.1 (Overall)
Race State	Finished



Toowoomba QLD Professional

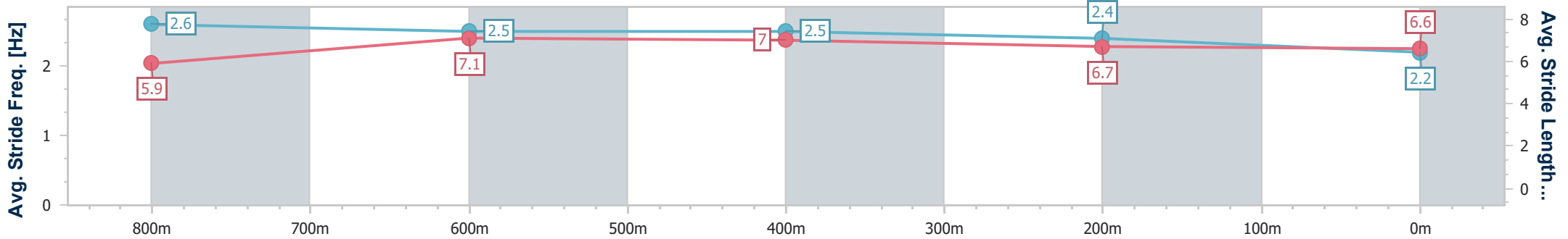
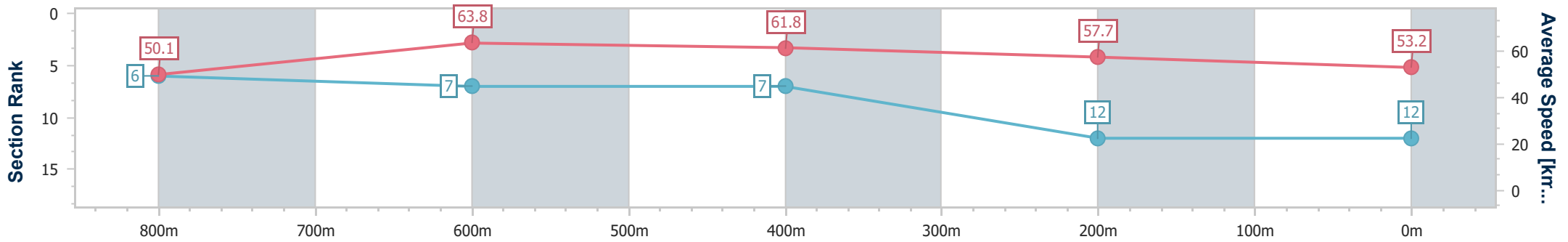
Race 4: BARRIER REEF POOLS Maiden Plate - 1000m

16 November 2024 - 19:55



Track Rating: Good 4, Weather: Windy, Rail Position: +3m Entire

Section	Overall	800m	600m	400m	200m
Section Times	1:03.51 [12] (0:14.55)	0:48.96 [6] (0:11.36)	0:37.60 [7] (0:11.61)	0:25.99 [7] (0:12.46)	0:13.53 [12] (0:13.53)
Average Speed [km/h]	50.1	63.8	61.8	57.7	53.2
Top Speed [km/h]	65.1	64.8	64.5	59.1	56.5
Avg. Dist. to Rail [m]	5.4	2.0	1.0	0.4	0.6
Avg. Stride Freq. [Hz]	2.6	2.5	2.5	2.4	2.2
Avg. Stride Length [m]	5.9	7.1	7.0	6.7	6.6



- [] Ranking at each section and finish
- .-.- No data available at this section
- NA No data available



Toowoomba QLD Professional

Race 5: COOPER COMMERCIAL BENCHMARK 60 Handicap - 2000m

16 November 2024 - 20:29



Track Rating: Good 4, Weather: Windy, Rail Position: +3m Entire

Section		Overall	1800m	1600m	1400m	1200m	1000m	800m	Last 600m				
Field Times		2:06.43 (0:14.97)	1:51.46 (0:10.80)	1:40.66 (0:11.56)	1:29.10 (0:12.25)	1:16.85 (0:12.80)	1:04.05 (0:12.89)	0:51.16 (0:12.55)	0:38.61				
Rank	TAB Horse/Jockey	Barrier	Top Speed [km/h]	Fastest Section									Distance Travelled [m]
1	9 ROYAL GEORGE Jackson Murphy	4	65.5 1800m	0:11.10 1800m	2:06.43 [1] (0:15.36)	1:51.07 [5] (0:11.10)	1:39.97 [4] (0:11.34)	1:28.63 [4] (0:12.20)	1:16.43 [4] (0:12.70)	1:03.73 [3] (0:12.93)	0:50.80 [4] (0:12.69)	0:38.11	
2	8 SUPER FAIR Darren Evans	3	65.7 Overall	0:11.08 1800m	2:06.66 [2] (0:15.23)	1:51.43 [3] (0:11.08)	1:40.35 [3] (0:11.48)	1:28.87 [3] (0:12.18)	1:16.69 [3] (0:12.76)	1:03.93 [4] (0:12.85)	0:51.08 [3] (0:12.58)	0:38.50	-1
3	2 ONOMATOPOEIA Anthony Allen	1	67.8 1800m	0:10.75 1800m	2:06.70 [3] (0:15.18)	1:51.52 [2] (0:10.75)	1:40.77 [2] (0:11.57)	1:29.20 [2] (0:12.25)	1:16.95 [2] (0:12.72)	1:04.23 [2] (0:12.94)	0:51.29 [2] (0:12.41)	0:38.88	-2
4	1 DEL CAMPO Kenji Yoshida	9	64.7 1600m	0:11.21 1800m	2:07.02 [4] (0:16.09)	1:50.93 [10] (0:11.21)	1:39.72 [9] (0:11.37)	1:28.35 [9] (0:12.14)	1:16.21 [9] (0:12.83)	1:03.38 [9] (0:12.57)	0:50.81 [9] (0:12.70)	0:38.11	-3
5	3 FLYING ROTHE Karl Zechner	10	64.9 1600m	0:11.38 1600m	2:07.35 [5] (0:15.91)	1:51.44 [9] (0:11.40)	1:40.04 [10] (0:11.38)	1:28.66 [10] (0:12.21)	1:16.45 [10] (0:12.83)	1:03.62 [10] (0:12.54)	0:51.08 [10] (0:12.56)	0:38.52	+7
6	10 TERMITE Michael Murphy	2	64.4 1800m	0:11.08 1800m	2:07.74 [6] (0:15.85)	1:51.89 [8] (0:11.08)	1:40.81 [7] (0:11.44)	1:29.37 [7] (0:12.11)	1:17.26 [7] (0:12.83)	1:04.43 [7] (0:12.66)	0:51.77 [6] (0:12.61)	0:39.16	-6
7	7 RADEGAST Madeleine Wishart	7	65.9 1600m	0:11.41 1600m	2:07.83 [7] (0:15.28)	1:52.55 [4] (0:11.44)	1:41.11 [5] (0:11.41)	1:29.70 [5] (0:12.15)	1:17.55 [6] (0:12.82)	1:04.73 [5] (0:12.79)	0:51.94 [5] (0:12.63)	0:39.31	+5
8	5 DUMA Rob Thorburn	8	65.3 1800m	0:11.26 1800m	2:08.16 [8] (0:15.54)	1:52.62 [6] (0:11.26)	1:41.36 [6] (0:11.40)	1:29.96 [6] (0:12.04)	1:17.92 [5] (0:12.87)	1:05.05 [6] (0:12.98)	0:52.07 [8] (0:12.45)	0:39.62	+8
9	6 JENNY'S ROSE Nozi Tomizawa	5	67.6 1800m	0:10.80 1800m	2:08.27 [9] (0:14.97)	1:53.30 [1] (0:10.80)	1:42.50 [1] (0:11.56)	1:30.94 [1] (0:12.25)	1:18.69 [1] (0:12.80)	1:05.89 [1] (0:12.89)	0:53.00 [1] (0:12.60)	0:40.40	-3
10	4 OLD SALT Justin Stanley	6	64.6 1800m	0:11.31 1800m	2:09.31 [10] (0:15.78)	1:53.53 [7] (0:11.31)	1:42.22 [8] (0:11.41)	1:30.81 [8] (0:12.14)	1:18.67 [8] (0:12.79)	1:05.88 [8] (0:12.55)	0:53.33 [7] (0:12.61)	0:40.72	+4

[] Ranking at each section and finish
 -:-:- No data available at this section
 NA No data available

SCN Saddle cloth number
 DNF Did not finish
 DNT Did not track



Toowoomba QLD Professional

Race 5: COOPER COMMERCIAL BENCHMARK 60 Handicap - 2000m

16 November 2024 - 20:29



Track Rating: Good 4, Weather: Windy, Rail Position: +3m Entire

Section					600m	400m	200m	Last 600m			
Field Times					0:38.61 (0:12.45)	0:26.16 (0:13.06)	0:13.10 (0:13.10)	0:38.61			
Rank	TAB	Horse/Jockey	Barrier	Top Speed [km/h]	Fastest Section	Margin			Distance Travelled [m]		
1	9	ROYAL GEORGE Jackson Murphy	4	65.5 1800m	0:11.10 1800m	0:38.11 [4] (0:12.63)	0:25.48 [4] (0:12.80)	0:12.68 [3] (0:12.68)	2:06.43	0:38.11	
2	8	SUPER FAIR Darren Evans	3	65.7 Overall	0:11.08 1800m	0:38.50 [3] (0:12.56)	0:25.94 [3] (0:12.97)	0:12.97 [2] (0:12.97)	1.3L	0:38.50	-1
3	2	ONOMATOPOEIA Anthony Allen	1	67.8 1800m	0:10.75 1800m	0:38.88 [1] (0:12.45)	0:26.43 [1] (0:13.06)	0:13.37 [1] (0:13.37)	1.5L	0:38.88	-2
4	1	DEL CAMPO Kenji Yoshida	9	64.7 1600m	0:11.21 1800m	0:38.11 [10] (0:12.77)	0:25.34 [10] (0:12.93)	0:12.41 [9] (0:12.41)	3.3L	0:38.11	-3
5	3	FLYING ROTHE Karl Zechner	10	64.9 1600m	0:11.38 1600m	0:38.52 [9] (0:12.71)	0:25.81 [9] (0:12.87)	0:12.94 [6] (0:12.94)	5.1L	0:38.52	+7
6	10	TERMITE Michael Murphy	2	64.4 1800m	0:11.08 1800m	0:39.16 [7] (0:12.68)	0:26.48 [6] (0:13.14)	0:13.34 [5] (0:13.34)	7.4L	0:39.16	-6
7	7	RADEGAST Madeleine Wishart	7	65.9 1600m	0:11.41 1600m	0:39.31 [5] (0:12.75)	0:26.56 [7] (0:13.31)	0:13.25 [8] (0:13.25)	7.9L	0:39.31	+5
8	5	DUMA Rob Thorburn	8	65.3 1800m	0:11.26 1800m	0:39.62 [6] (0:12.59)	0:27.03 [5] (0:13.30)	0:13.73 [7] (0:13.73)	9.7L	0:39.62	+8
9	6	JENNY'S ROSE Nozi Tomizawa	5	67.6 1800m	0:10.80 1800m	0:40.40 [2] (0:12.64)	0:27.76 [2] (0:13.54)	0:14.22 [4] (0:14.22)	10.2L	0:40.40	-3
10	4	OLD SALT Justin Stanley	6	64.6 1800m	0:11.31 1800m	0:40.72 [8] (0:12.85)	0:27.87 [8] (0:13.59)	0:14.28 [10] (0:14.28)	16.2L	0:40.72	+4

[] Ranking at each section and finish
 -:-:- No data available at this section
 NA No data available

SCN Saddle cloth number
 DNF Did not finish
 DNT Did not track



Horse/Jockey Name	Royal George
Final Rank	1
Fastest Section Time (Section)	0:11.10 (1800m)
Top Speed [km/h] (Section)	65.5 (1800m)
Race State	Finished



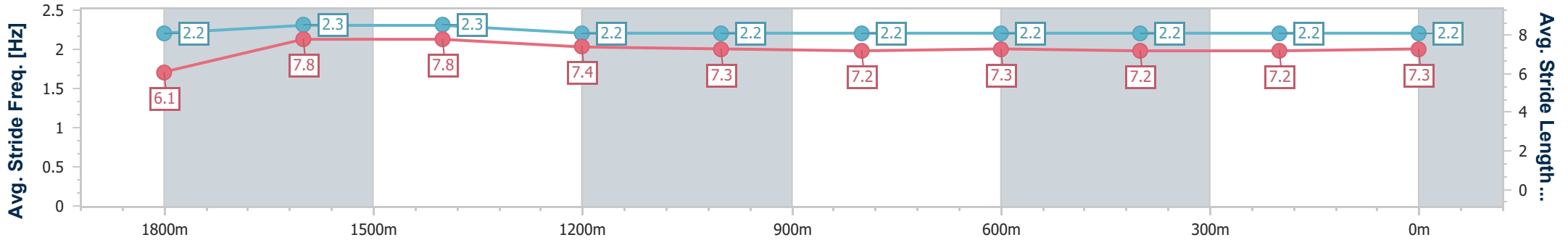
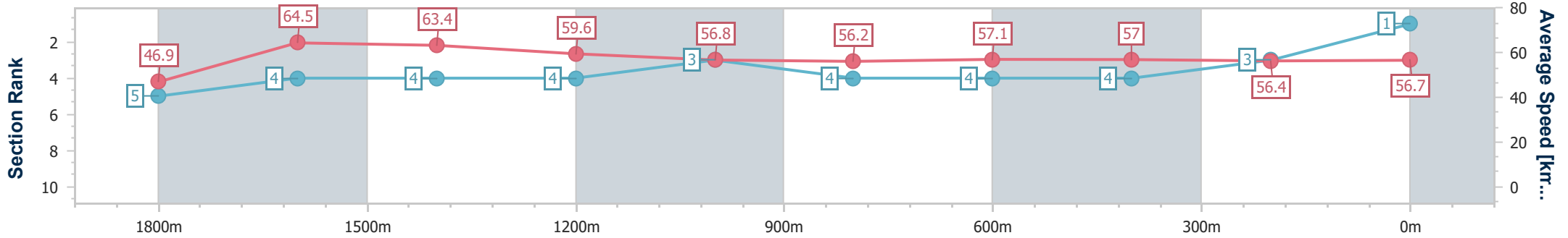
Toowoomba QLD Professional
Race 5: COOPER COMMERCIAL BENCHMARK 60 Handicap - 2000m



16 November 2024 - 20:29

Track Rating: Good 4, Weather: Windy, Rail Position: +3m Entire

Section	Overall	1800m	1600m	1400m	1200m	1000m	800m	600m	400m	200m
Section Times	2:06.43 [1] (0:15.36)	1:51.07 [5] (0:11.10)	1:39.97 [4] (0:11.34)	1:28.63 [4] (0:12.20)	1:16.43 [4] (0:12.70)	1:03.73 [3] (0:12.93)	0:50.80 [4] (0:12.69)	0:38.11 [4] (0:12.63)	0:25.48 [4] (0:12.80)	0:12.68 [3] (0:12.68)
Average Speed [km/h]	46.9	64.5	63.4	59.6	56.8	56.2	57.1	57.0	56.4	56.7
Top Speed [km/h]	65.4	65.5	65.3	61.3	58.9	57.1	58.2	58.7	57.5	57.5
Avg. Dist. to Rail [m]	3.9	1.0	0.4	1.6	2.5	2.1	1.8	0.5	1.1	1.4
Avg. Stride Freq. [Hz]	2.2	2.3	2.3	2.2	2.2	2.2	2.2	2.2	2.2	2.2
Avg. Stride Length [m]	6.1	7.8	7.8	7.4	7.3	7.2	7.3	7.2	7.2	7.3



- [] Ranking at each section and finish
- .-.- No data available at this section
- NA No data available



Horse/Jockey Name	Super Fair
Final Rank	2
Fastest Section Time (Section)	0:11.08 (1800m)
Top Speed [km/h] (Section)	65.7 (Overall)
Race State	Finished



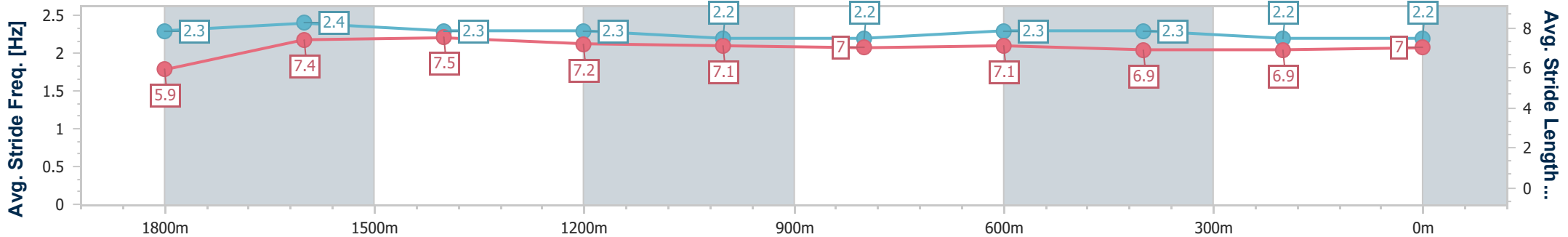
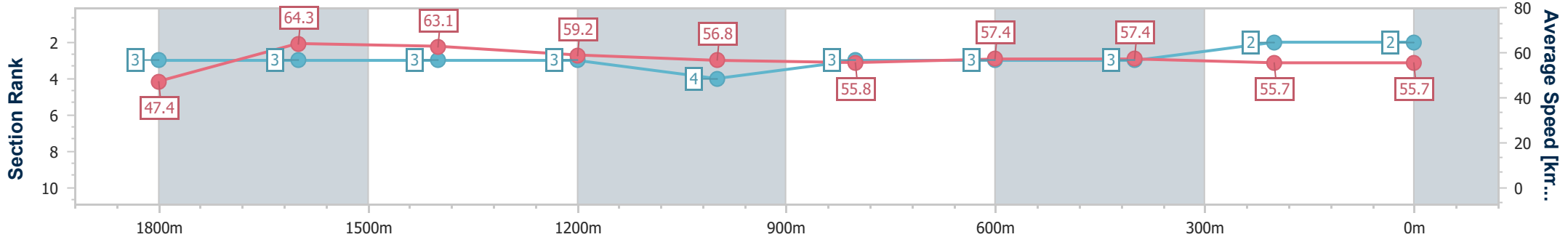
Toowoomba QLD Professional
Race 5: COOPER COMMERCIAL BENCHMARK 60 Handicap - 2000m



16 November 2024 - 20:29

Track Rating: Good 4, Weather: Windy, Rail Position: +3m Entire

Section	Overall	1800m	1600m	1400m	1200m	1000m	800m	600m	400m	200m
Section Times	2:06.66 [2] (0:15.23)	1:51.43 [3] (0:11.08)	1:40.35 [3] (0:11.48)	1:28.87 [3] (0:12.18)	1:16.69 [3] (0:12.76)	1:03.93 [4] (0:12.85)	0:51.08 [3] (0:12.58)	0:38.50 [3] (0:12.56)	0:25.94 [3] (0:12.97)	0:12.97 [2] (0:12.97)
Average Speed [km/h]	47.4	64.3	63.1	59.2	56.8	55.8	57.4	57.4	55.7	55.7
Top Speed [km/h]	65.7	65.5	64.6	60.4	58.0	56.9	58.7	59.0	56.7	56.5
Avg. Dist. to Rail [m]	2.8	1.4	0.6	0.9	1.0	0.2	0.8	0.5	1.4	0.3
Avg. Stride Freq. [Hz]	2.3	2.4	2.3	2.3	2.2	2.2	2.3	2.3	2.2	2.2
Avg. Stride Length [m]	5.9	7.4	7.5	7.2	7.1	7.0	7.1	6.9	6.9	7.0



- [] Ranking at each section and finish
- .-.- No data available at this section
- NA No data available



Horse/Jockey Name	Onomatopoeia
Final Rank	3
Fastest Section Time (Section)	0:10.75 (1800m)
Top Speed [km/h] (Section)	67.8 (1800m)
Race State	Finished



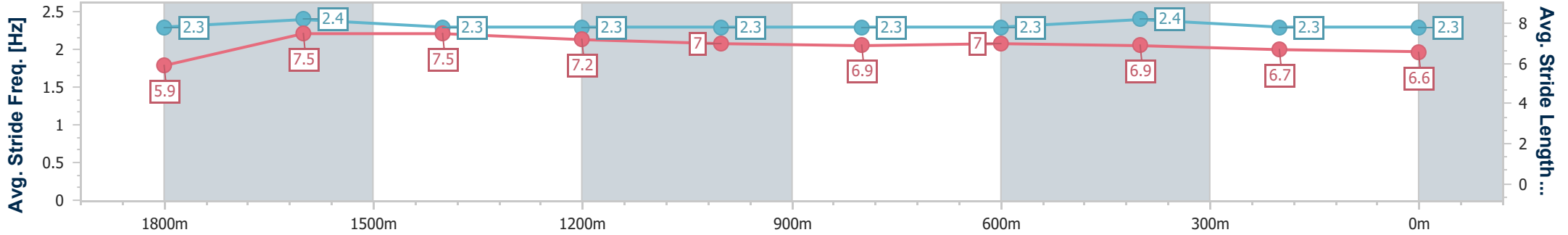
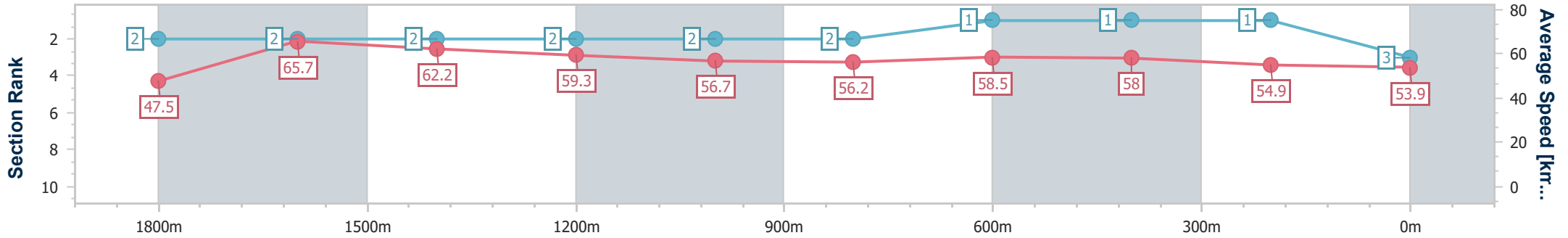
Toowoomba QLD Professional
Race 5: COOPER COMMERCIAL BENCHMARK 60 Handicap - 2000m



16 November 2024 - 20:29

Track Rating: Good 4, Weather: Windy, Rail Position: +3m Entire

Section	Overall	1800m	1600m	1400m	1200m	1000m	800m	600m	400m	200m
Section Times	2:06.70 [3] (0:15.18)	1:51.52 [2] (0:10.75)	1:40.77 [2] (0:11.57)	1:29.20 [2] (0:12.25)	1:16.95 [2] (0:12.72)	1:04.23 [2] (0:12.94)	0:51.29 [2] (0:12.41)	0:38.88 [1] (0:12.45)	0:26.43 [1] (0:13.06)	0:13.37 [1] (0:13.37)
Average Speed [km/h]	47.5	65.7	62.2	59.3	56.7	56.2	58.5	58.0	54.9	53.9
Top Speed [km/h]	66.6	67.8	64.4	61.5	58.1	56.8	59.4	59.8	57.1	54.1
Avg. Dist. to Rail [m]	5.2	3.5	0.7	2.0	2.4	2.5	1.9	1.1	1.1	2.5
Avg. Stride Freq. [Hz]	2.3	2.4	2.3	2.3	2.3	2.3	2.3	2.4	2.3	2.3
Avg. Stride Length [m]	5.9	7.5	7.5	7.2	7.0	6.9	7.0	6.9	6.7	6.6



- [] Ranking at each section and finish
- .-.- No data available at this section
- NA No data available



Horse/Jockey Name	Del Campo
Final Rank	4
Fastest Section Time (Section)	0:11.21 (1800m)
Top Speed [km/h] (Section)	64.7 (1600m)
Race State	Finished



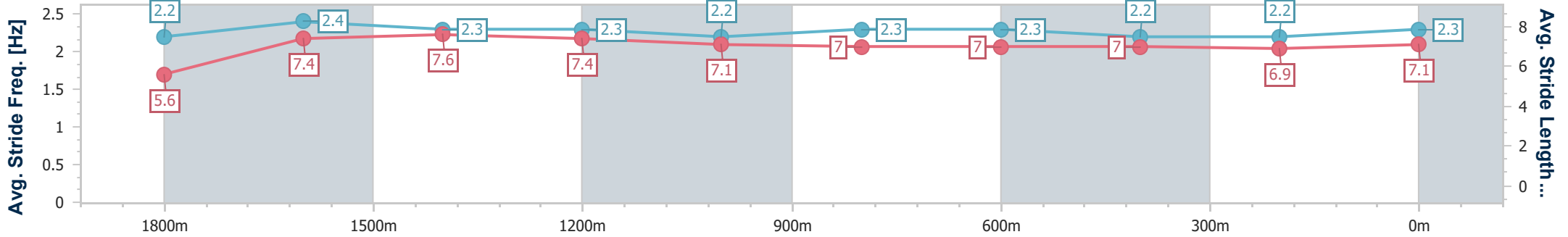
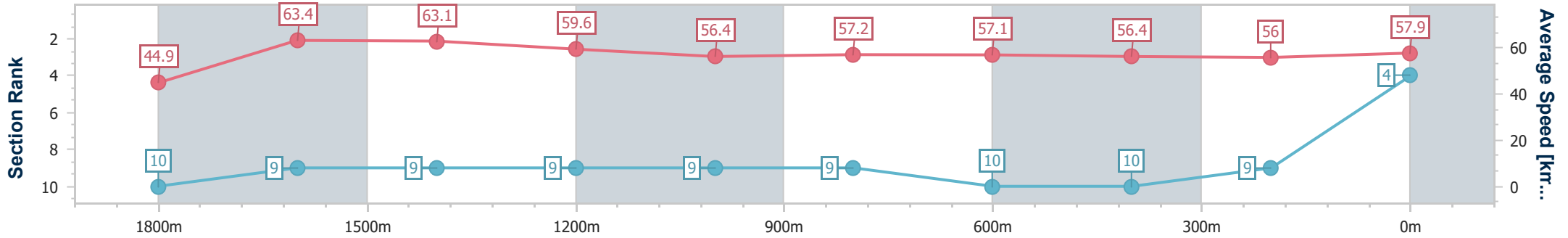
Toowoomba QLD Professional
Race 5: COOPER COMMERCIAL BENCHMARK 60 Handicap - 2000m



16 November 2024 - 20:29

Track Rating: Good 4, Weather: Windy, Rail Position: +3m Entire

Section	Overall	1800m	1600m	1400m	1200m	1000m	800m	600m	400m	200m
Section Times	2:07.02 [4] (0:16.09)	1:50.93 [10] (0:11.21)	1:39.72 [9] (0:11.37)	1:28.35 [9] (0:12.14)	1:16.21 [9] (0:12.83)	1:03.38 [9] (0:12.57)	0:50.81 [9] (0:12.70)	0:38.11 [10] (0:12.77)	0:25.34 [10] (0:12.93)	0:12.41 [9] (0:12.41)
Average Speed [km/h]	44.9	63.4	63.1	59.6	56.4	57.2	57.1	56.4	56.0	57.9
Top Speed [km/h]	62.6	64.5	64.7	61.7	57.6	59.2	58.4	58.5	57.7	58.5
Avg. Dist. to Rail [m]	5.1	2.6	0.5	1.5	1.7	0.4	1.6	0.5	1.9	2.4
Avg. Stride Freq. [Hz]	2.2	2.4	2.3	2.3	2.2	2.3	2.3	2.2	2.2	2.3
Avg. Stride Length [m]	5.6	7.4	7.6	7.4	7.1	7.0	7.0	7.0	6.9	7.1



- [] Ranking at each section and finish
- .-.- No data available at this section
- NA No data available



Horse/Jockey Name	Flying Rothe
Final Rank	5
Fastest Section Time (Section)	0:11.38 (1600m)
Top Speed [km/h] (Section)	64.9 (1600m)
Race State	Finished



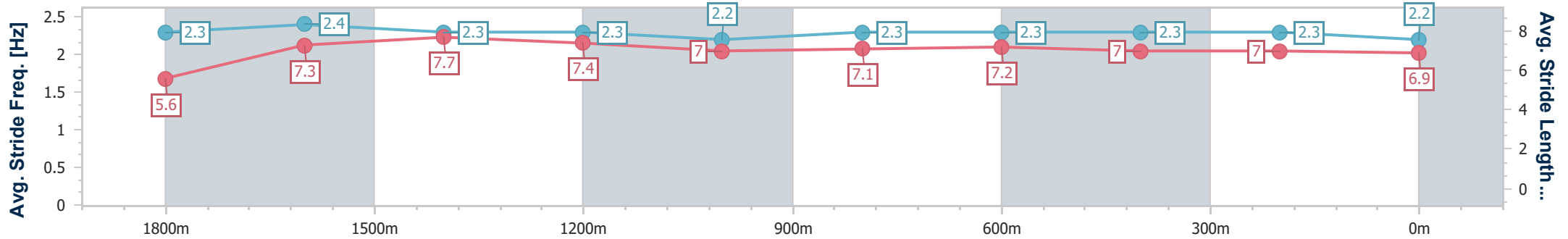
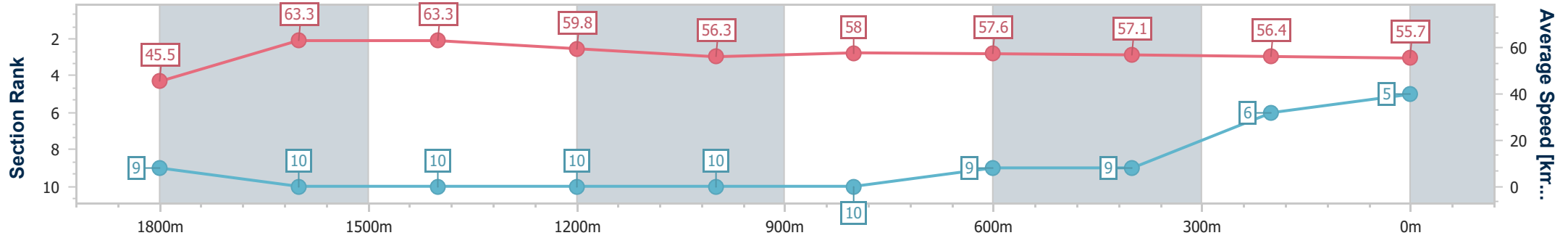
Toowoomba QLD Professional
Race 5: COOPER COMMERCIAL BENCHMARK 60 Handicap - 2000m



16 November 2024 - 20:29

Track Rating: Good 4, Weather: Windy, Rail Position: +3m Entire

Section	Overall	1800m	1600m	1400m	1200m	1000m	800m	600m	400m	200m
Section Times	2:07.35 [5] (0:15.91)	1:51.44 [9] (0:11.40)	1:40.04 [10] (0:11.38)	1:28.66 [10] (0:12.21)	1:16.45 [10] (0:12.83)	1:03.62 [10] (0:12.54)	0:51.08 [10] (0:12.56)	0:38.52 [9] (0:12.71)	0:25.81 [9] (0:12.87)	0:12.94 [6] (0:12.94)
Average Speed [km/h]	45.5	63.3	63.3	59.8	56.3	58.0	57.6	57.1	56.4	55.7
Top Speed [km/h]	62.4	64.7	64.9	62.4	58.7	58.9	58.2	58.4	57.5	57.2
Avg. Dist. to Rail [m]	6.0	0.4	1.2	2.5	3.3	2.4	1.6	1.6	2.7	1.4
Avg. Stride Freq. [Hz]	2.3	2.4	2.3	2.3	2.2	2.3	2.3	2.3	2.3	2.2
Avg. Stride Length [m]	5.6	7.3	7.7	7.4	7.0	7.1	7.2	7.0	7.0	6.9



- [] Ranking at each section and finish
- .-.- No data available at this section
- NA No data available



Horse/Jockey Name	Termite
Final Rank	6
Fastest Section Time (Section)	0:11.08 (1800m)
Top Speed [km/h] (Section)	64.4 (1800m)
Race State	Finished



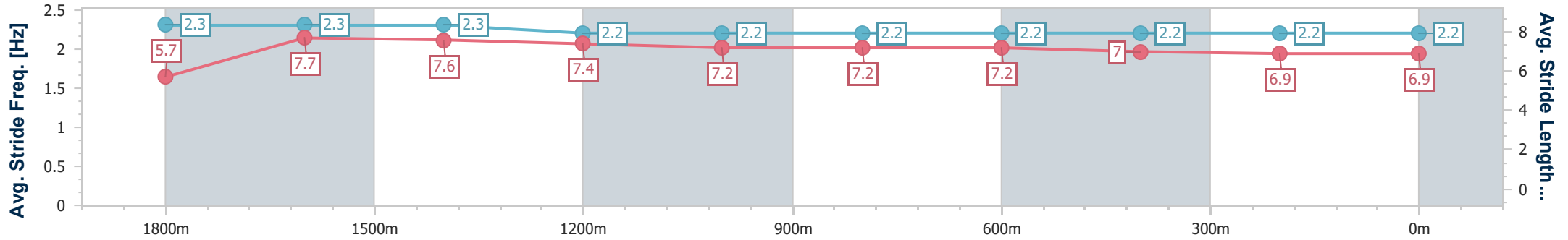
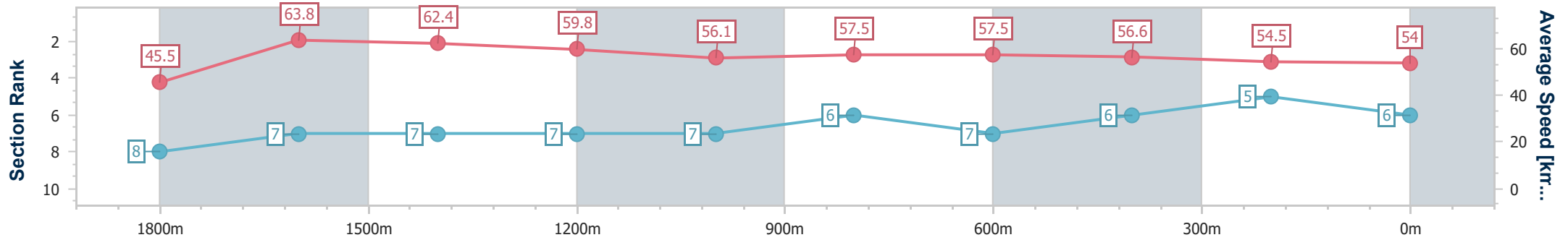
Toowoomba QLD Professional
Race 5: COOPER COMMERCIAL BENCHMARK 60 Handicap - 2000m



16 November 2024 - 20:29

Track Rating: Good 4, Weather: Windy, Rail Position: +3m Entire

Section	Overall	1800m	1600m	1400m	1200m	1000m	800m	600m	400m	200m
Section Times	2:07.74 [6] (0:15.85)	1:51.89 [8] (0:11.08)	1:40.81 [7] (0:11.44)	1:29.37 [7] (0:12.11)	1:17.26 [7] (0:12.83)	1:04.43 [7] (0:12.66)	0:51.77 [6] (0:12.61)	0:39.16 [7] (0:12.68)	0:26.48 [6] (0:13.14)	0:13.34 [5] (0:13.34)
Average Speed [km/h]	45.5	63.8	62.4	59.8	56.1	57.5	57.5	56.6	54.5	54.0
Top Speed [km/h]	63.0	64.4	63.5	62.5	58.8	58.2	58.3	58.0	55.7	55.9
Avg. Dist. to Rail [m]	4.6	3.7	1.8	1.4	2.1	2.5	1.5	0.9	0.6	0.5
Avg. Stride Freq. [Hz]	2.3	2.3	2.3	2.2	2.2	2.2	2.2	2.2	2.2	2.2
Avg. Stride Length [m]	5.7	7.7	7.6	7.4	7.2	7.2	7.2	7.0	6.9	6.9



- [] Ranking at each section and finish
- .-.- No data available at this section
- NA No data available



Horse/Jockey Name	Radegast
Final Rank	7
Fastest Section Time (Section)	0:11.41 (1600m)
Top Speed [km/h] (Section)	65.9 (1600m)
Race State	Finished



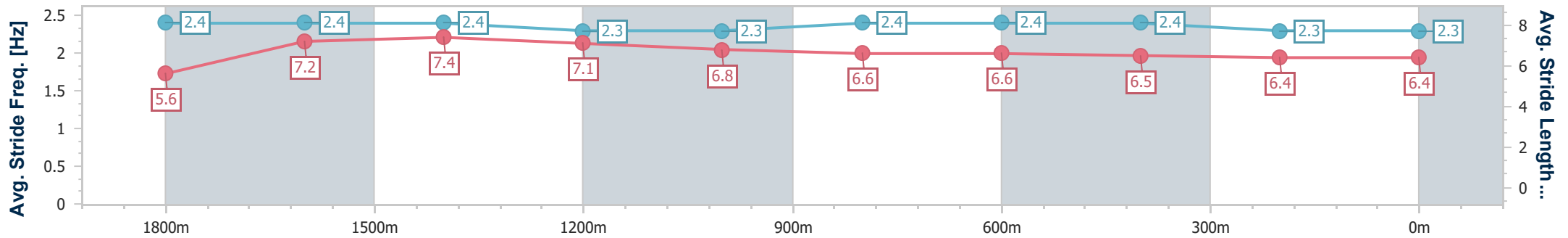
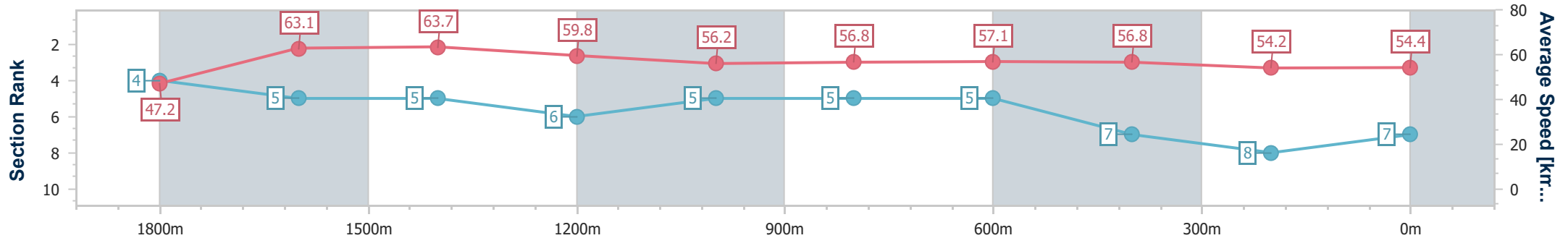
Toowoomba QLD Professional
Race 5: COOPER COMMERCIAL BENCHMARK 60 Handicap - 2000m



16 November 2024 - 20:29

Track Rating: Good 4, Weather: Windy, Rail Position: +3m Entire

Section	Overall	1800m	1600m	1400m	1200m	1000m	800m	600m	400m	200m
Section Times	2:07.83 [7] (0:15.28)	1:52.55 [4] (0:11.44)	1:41.11 [5] (0:11.41)	1:29.70 [5] (0:12.15)	1:17.55 [6] (0:12.82)	1:04.73 [5] (0:12.79)	0:51.94 [5] (0:12.63)	0:39.31 [5] (0:12.75)	0:26.56 [7] (0:13.31)	0:13.25 [8] (0:13.25)
Average Speed [km/h]	47.2	63.1	63.7	59.8	56.2	56.8	57.1	56.8	54.2	54.4
Top Speed [km/h]	65.2	65.1	65.9	60.5	57.8	58.0	58.9	58.9	55.2	55.3
Avg. Dist. to Rail [m]	6.1	1.2	1.8	1.5	1.5	2.0	1.8	1.0	0.7	2.7
Avg. Stride Freq. [Hz]	2.4	2.4	2.4	2.3	2.3	2.4	2.4	2.4	2.3	2.3
Avg. Stride Length [m]	5.6	7.2	7.4	7.1	6.8	6.6	6.6	6.5	6.4	6.4



- [] Ranking at each section and finish
- .-.- No data available at this section
- NA No data available



Horse/Jockey Name	Duma
Final Rank	8
Fastest Section Time (Section)	0:11.26 (1800m)
Top Speed [km/h] (Section)	65.3 (1800m)
Race State	Finished



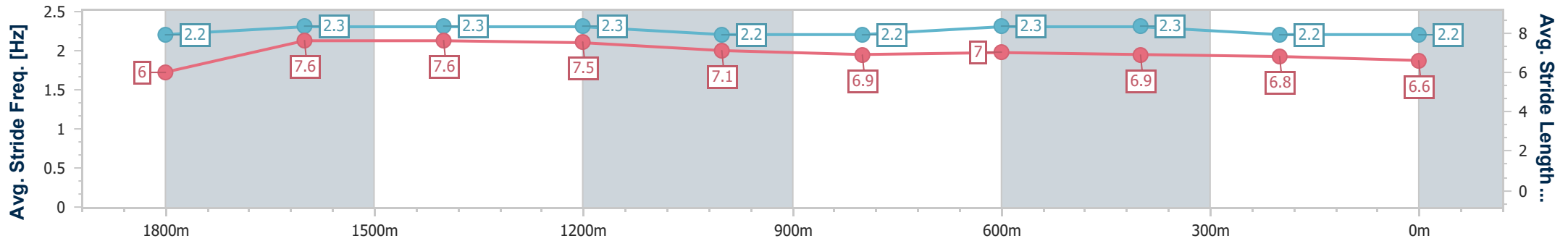
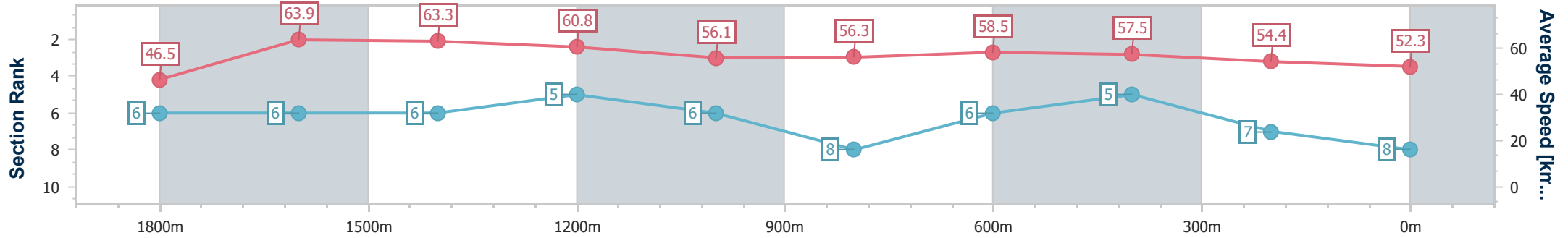
Toowoomba QLD Professional
Race 5: COOPER COMMERCIAL BENCHMARK 60 Handicap - 2000m



16 November 2024 - 20:29

Track Rating: Good 4, Weather: Windy, Rail Position: +3m Entire

Section	Overall	1800m	1600m	1400m	1200m	1000m	800m	600m	400m	200m
Section Times	2:08.16 [8] (0:15.54)	1:52.62 [6] (0:11.26)	1:41.36 [6] (0:11.40)	1:29.96 [6] (0:12.04)	1:17.92 [5] (0:12.87)	1:05.05 [6] (0:12.98)	0:52.07 [8] (0:12.45)	0:39.62 [6] (0:12.59)	0:27.03 [5] (0:13.30)	0:13.73 [7] (0:13.73)
Average Speed [km/h]	46.5	63.9	63.3	60.8	56.1	56.3	58.5	57.5	54.4	52.3
Top Speed [km/h]	64.1	65.3	64.8	62.6	57.4	57.5	59.9	60.1	55.1	54.9
Avg. Dist. to Rail [m]	6.2	0.2	1.2	2.7	3.5	3.6	3.1	1.8	1.2	2.0
Avg. Stride Freq. [Hz]	2.2	2.3	2.3	2.3	2.2	2.2	2.3	2.3	2.2	2.2
Avg. Stride Length [m]	6.0	7.6	7.6	7.5	7.1	6.9	7.0	6.9	6.8	6.6



- [] Ranking at each section and finish
- .-.- No data available at this section
- NA No data available



Horse/Jockey Name	Jenny's Rose
Final Rank	9
Fastest Section Time (Section)	0:10.80 (1800m)
Top Speed [km/h] (Section)	67.6 (1800m)
Race State	Finished



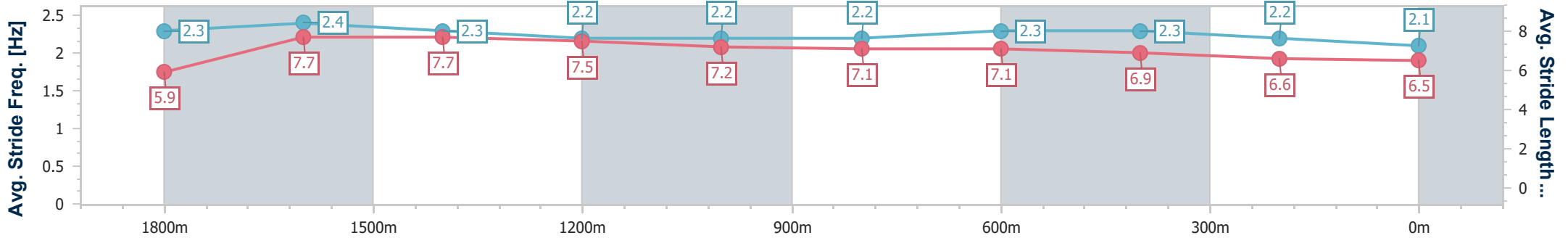
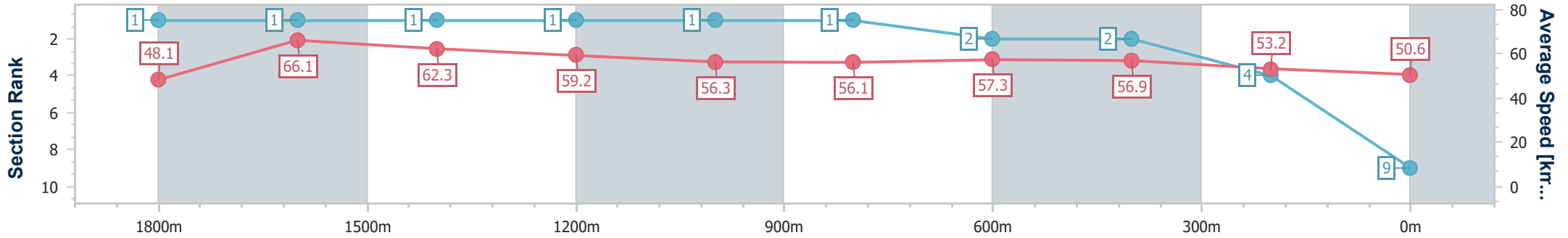
Toowoomba QLD Professional
Race 5: COOPER COMMERCIAL BENCHMARK 60 Handicap - 2000m



16 November 2024 - 20:29

Track Rating: Good 4, Weather: Windy, Rail Position: +3m Entire

Section	Overall	1800m	1600m	1400m	1200m	1000m	800m	600m	400m	200m
Section Times	2:08.27 [9] (0:14.97)	1:53.30 [1] (0:10.80)	1:42.50 [1] (0:11.56)	1:30.94 [1] (0:12.25)	1:18.69 [1] (0:12.80)	1:05.89 [1] (0:12.89)	0:53.00 [1] (0:12.60)	0:40.40 [2] (0:12.64)	0:27.76 [2] (0:13.54)	0:14.22 [4] (0:14.22)
Average Speed [km/h]	48.1	66.1	62.3	59.2	56.3	56.1	57.3	56.9	53.2	50.6
Top Speed [km/h]	67.4	67.6	65.7	60.7	57.8	56.7	58.6	58.6	54.9	51.6
Avg. Dist. to Rail [m]	3.5	1.5	0.6	1.5	2.7	1.5	0.8	0.4	0.4	1.7
Avg. Stride Freq. [Hz]	2.3	2.4	2.3	2.2	2.2	2.2	2.3	2.3	2.2	2.1
Avg. Stride Length [m]	5.9	7.7	7.7	7.5	7.2	7.1	7.1	6.9	6.6	6.5



- [] Ranking at each section and finish
- .-.- No data available at this section
- NA No data available



Horse/Jockey Name	Old Salt
Final Rank	10
Fastest Section Time (Section)	0:11.31 (1800m)
Top Speed [km/h] (Section)	64.6 (1800m)
Race State	Finished



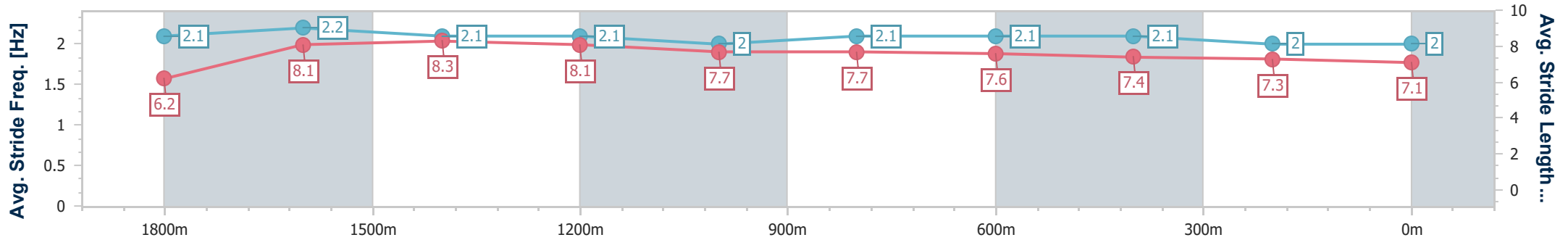
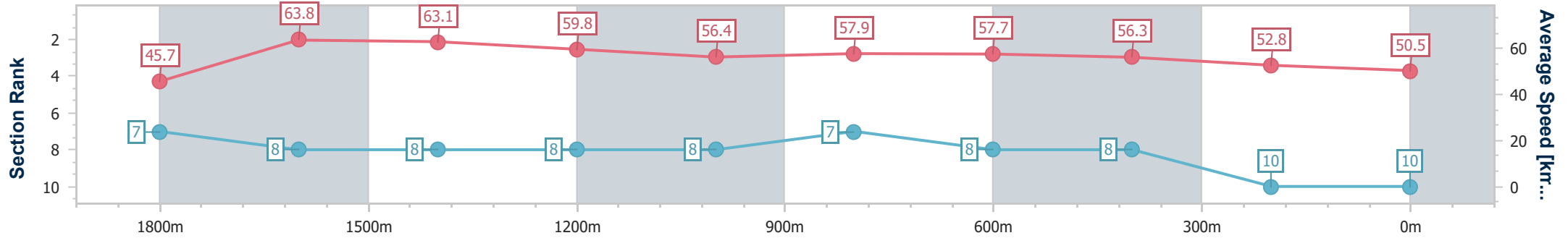
Toowoomba QLD Professional
Race 5: COOPER COMMERCIAL BENCHMARK 60 Handicap - 2000m



16 November 2024 - 20:29

Track Rating: Good 4, Weather: Windy, Rail Position: +3m Entire

Section	Overall	1800m	1600m	1400m	1200m	1000m	800m	600m	400m	200m
Section Times	2:09.31 [10] (0:15.78)	1:53.53 [7] (0:11.31)	1:42.22 [8] (0:11.41)	1:30.81 [8] (0:12.14)	1:18.67 [8] (0:12.79)	1:05.88 [8] (0:12.55)	0:53.33 [7] (0:12.61)	0:40.72 [8] (0:12.85)	0:27.87 [8] (0:13.59)	0:14.28 [10] (0:14.28)
Average Speed [km/h]	45.7	63.8	63.1	59.8	56.4	57.9	57.7	56.3	52.8	50.5
Top Speed [km/h]	63.0	64.6	64.3	61.8	58.1	58.5	58.1	57.9	53.8	51.9
Avg. Dist. to Rail [m]	5.2	0.6	0.5	1.3	2.2	2.5	2.5	1.3	0.4	0.2
Avg. Stride Freq. [Hz]	2.1	2.2	2.1	2.1	2.0	2.1	2.1	2.1	2.0	2.0
Avg. Stride Length [m]	6.2	8.1	8.3	8.1	7.7	7.7	7.6	7.4	7.3	7.1



- [] Ranking at each section and finish
- .-.- No data available at this section
- NA No data available



Toowoomba QLD Professional

Race 6: EMPIRE OF JAPAN QTIS Three-Year-Old Maiden Handicap - 1200m

16 November 2024 - 21:03



Track Rating: Good 4, Weather: Showers, Rail Position: +3m Entire

Section		Overall	1000m	800m	600m	400m	200m	Last 600m					
Field Times		1:14.25 (0:14.13)	1:00.12 (0:11.57)	0:48.55 (0:12.11)	0:36.44 (0:12.38)	0:24.06 (0:11.98)	0:12.08 (0:12.08)	0:36.44					
Rank	TAB Horse/Jockey	Barrier	Top Speed [km/h]	Fastest Section	Margin								Distance Travelled [m]
1	9 ZHENG YOU Montanna Savva	4	64.6	0:11.54	1:14.25 [1] (0:14.24)	1:00.01 [3] (0:11.54)	0:48.47 [2] (0:12.03)	0:36.44 [1] (0:12.38)	0:24.06 [1] (0:11.98)	0:12.08 [1] (0:12.08)	1:14.25	0:36.44	
2	6 LOVE 'N' ROCKETS Les Tilley	1	65.9	0:11.35	1:14.32 [2] (0:14.56)	0:59.76 [7] (0:11.35)	0:48.41 [4] (0:12.18)	0:36.23 [4] (0:12.34)	0:23.89 [4] (0:12.09)	0:11.80 [3] (0:11.80)	0.3L	0:36.23	-4
3	1 COLONEL PARKER Justin Stanley	6	65.8	0:11.57	1:14.47 [3] (0:14.13)	1:00.34 [1] (0:11.57)	0:48.77 [1] (0:12.12)	0:36.65 [2] (0:12.43)	0:24.22 [3] (0:12.16)	0:12.06 [2] (0:12.06)	1.1L	0:36.65	-2
4	10 CHAMPAGNE TOWER Kenji Yoshida	8	65.4	0:11.62	1:14.60 [4] (0:14.44)	1:00.16 [6] (0:11.82)	0:48.34 [6] (0:12.13)	0:36.21 [7] (0:12.63)	0:23.58 [9] (0:11.96)	0:11.62 [9] (0:11.62)	1.9L	0:36.21	+5
5	11 GREAT ANGLES Nozi Tomizawa	5	65.3	0:11.76	1:14.84 [5] (0:14.18)	1:00.66 [2] (0:11.76)	0:48.90 [5] (0:12.19)	0:36.71 [5] (0:12.41)	0:24.30 [5] (0:12.26)	0:12.04 [6] (0:12.04)	3.2L	0:36.71	+5
6	5 MISSION POSSIBLE Nathan Fazackerley	9	63.6	0:11.59	1:14.86 [6] (0:14.77)	1:00.09 [8] (0:11.59)	0:48.50 [8] (0:12.25)	0:36.25 [8] (0:12.29)	0:23.96 [8] (0:12.05)	0:11.91 [8] (0:11.91)	3.3L	0:36.25	+0
7	2 EVERYWHERE Dylan Bennett	3	64.4	0:11.48	1:14.87 [7] (0:14.78)	1:00.09 [9] (0:11.48)	0:48.61 [7] (0:11.92)	0:36.69 [6] (0:12.38)	0:24.31 [6] (0:12.17)	0:12.14 [5] (0:12.14)	3.4L	0:36.69	-4
8	3 EXTOL Rob Thorburn	2	66.9	0:11.98	1:15.29 [8] (0:14.43)	1:00.86 [5] (0:11.99)	0:48.87 [9] (0:12.22)	0:36.65 [9] (0:12.22)	0:24.43 [7] (0:11.98)	0:12.45 [7] (0:12.45)	5.7L	0:36.65	+2
9	12 SHE'S GOT GRACE Karl Zechner	7	65.7	0:11.48	1:16.10 [9] (0:14.35)	1:01.75 [4] (0:11.48)	0:50.27 [3] (0:12.05)	0:38.22 [3] (0:12.35)	0:25.87 [2] (0:12.48)	0:13.39 [4] (0:13.39)	10.5L	0:38.22	+6

Scratched: She's Still Carmen (#7), Sunshine Sally (#8), Three Tees (#4)

[] Ranking at each section and finish
 -:-:- No data available at this section
 NA No data available

SCN Saddle cloth number
 DNF Did not finish
 DNT Did not track



Horse/Jockey Name	Zheng You
Final Rank	1
Fastest Section Time (Section)	0:11.54 (1000m)
Top Speed [km/h] (Section)	64.6 (Overall)
Race State	Finished



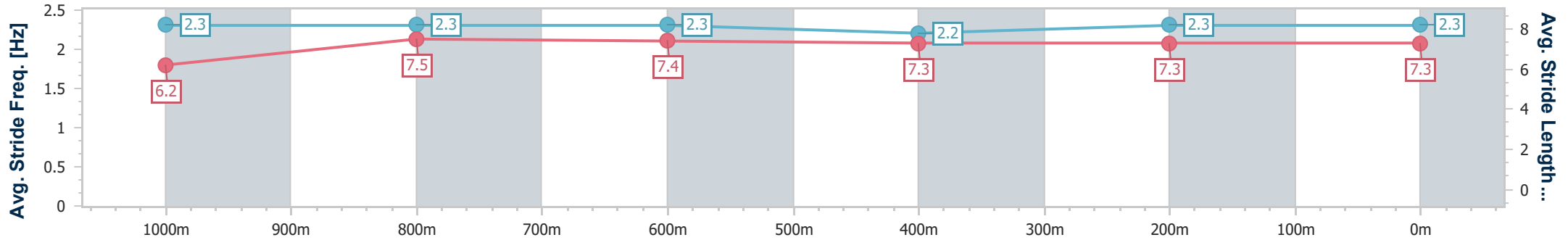
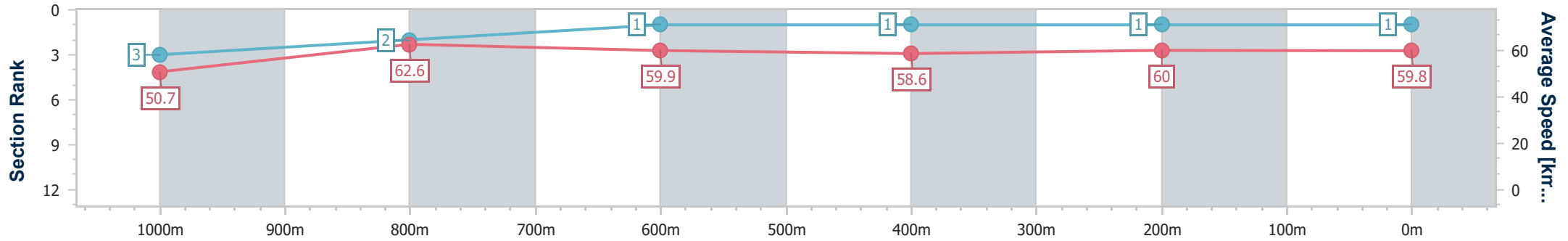
Toowoomba QLD Professional
Race 6: EMPIRE OF JAPAN QTIS Three-Year-Old Maiden
Handicap - 1200m



16 November 2024 - 21:03

Track Rating: Good 4, Weather: Showers, Rail Position: +3m Entire

Section	Overall	1000m	800m	600m	400m	200m
Section Times	1:14.25 [1] (0:14.24)	1:00.01 [3] (0:11.54)	0:48.47 [2] (0:12.03)	0:36.44 [1] (0:12.38)	0:24.06 [1] (0:11.98)	0:12.08 [1] (0:12.08)
Average Speed [km/h]	50.7	62.6	59.9	58.6	60.0	59.8
Top Speed [km/h]	64.6	64.3	60.5	59.9	60.9	60.9
Avg. Dist. to Rail [m]	1.9	0.4	1.5	1.2	0.3	0.5
Avg. Stride Freq. [Hz]	2.3	2.3	2.3	2.2	2.3	2.3
Avg. Stride Length [m]	6.2	7.5	7.4	7.3	7.3	7.3



- [] Ranking at each section and finish
- .-.- No data available at this section
- NA No data available



Horse/Jockey Name	Love 'N' Rockets
Final Rank	2
Fastest Section Time (Section)	0:11.35 (1000m)
Top Speed [km/h] (Section)	65.9 (Overall)
Race State	Finished



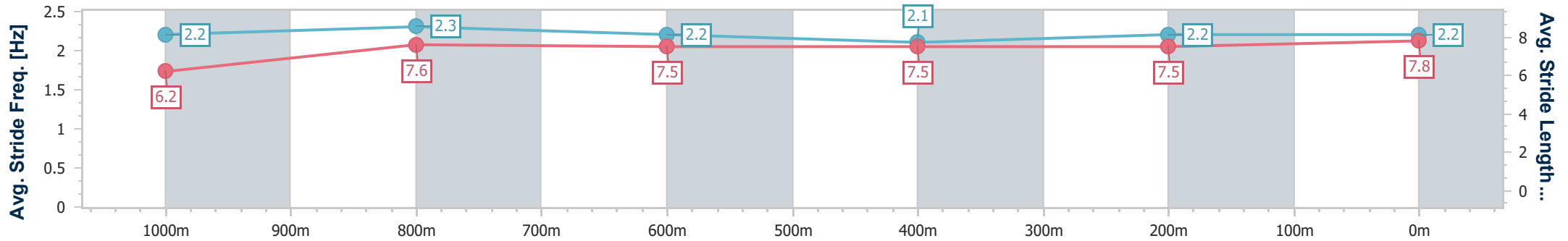
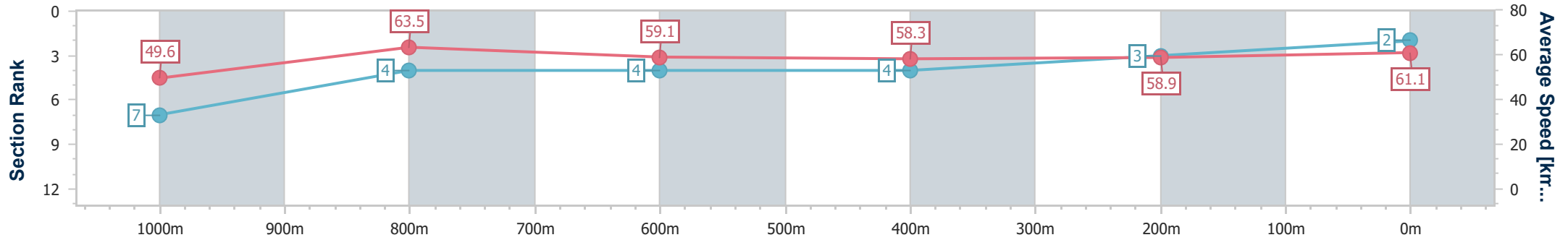
Toowoomba QLD Professional
Race 6: EMPIRE OF JAPAN QTIS Three-Year-Old Maiden
Handicap - 1200m



16 November 2024 - 21:03

Track Rating: Good 4, Weather: Showers, Rail Position: +3m Entire

Section	Overall	1000m	800m	600m	400m	200m
Section Times	1:14.32 [2] (0:14.56)	0:59.76 [7] (0:11.35)	0:48.41 [4] (0:12.18)	0:36.23 [4] (0:12.34)	0:23.89 [4] (0:12.09)	0:11.80 [3] (0:11.80)
Average Speed [km/h]	49.6	63.5	59.1	58.3	58.9	61.1
Top Speed [km/h]	65.9	64.5	61.0	61.0	60.4	61.6
Avg. Dist. to Rail [m]	2.0	0.6	0.7	0.8	2.5	1.4
Avg. Stride Freq. [Hz]	2.2	2.3	2.2	2.1	2.2	2.2
Avg. Stride Length [m]	6.2	7.6	7.5	7.5	7.5	7.8



- [] Ranking at each section and finish
- .-.- No data available at this section
- NA No data available



Horse/Jockey Name	Colonel Parker
Final Rank	3
Fastest Section Time (Section)	0:11.57 (1000m)
Top Speed [km/h] (Section)	65.8 (1000m)
Race State	Finished



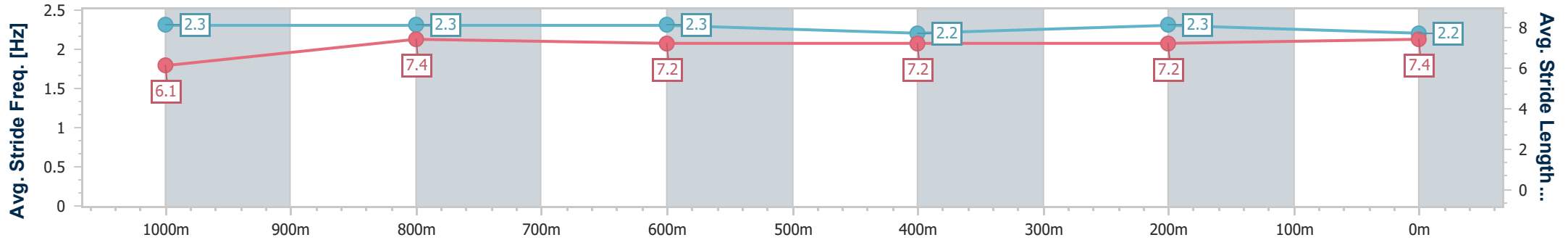
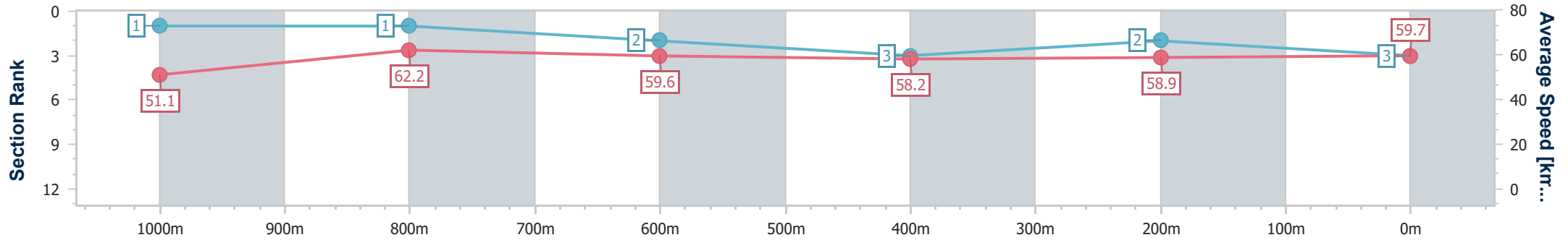
Toowoomba QLD Professional
Race 6: EMPIRE OF JAPAN QTIS Three-Year-Old Maiden
Handicap - 1200m



16 November 2024 - 21:03

Track Rating: Good 4, Weather: Showers, Rail Position: +3m Entire

Section	Overall	1000m	800m	600m	400m	200m
Section Times	1:14.47 [3] (0:14.13)	1:00.34 [1] (0:11.57)	0:48.77 [1] (0:12.12)	0:36.65 [2] (0:12.43)	0:24.22 [3] (0:12.16)	0:12.06 [2] (0:12.06)
Average Speed [km/h]	51.1	62.2	59.6	58.2	58.9	59.7
Top Speed [km/h]	65.2	65.8	60.7	59.8	59.6	60.2
Avg. Dist. to Rail [m]	5.4	0.5	1.9	1.1	1.9	2.9
Avg. Stride Freq. [Hz]	2.3	2.3	2.3	2.2	2.3	2.2
Avg. Stride Length [m]	6.1	7.4	7.2	7.2	7.2	7.4



- [] Ranking at each section and finish
- .-.- No data available at this section
- NA No data available



Horse/Jockey Name	Champagne Tower
Final Rank	4
Fastest Section Time (Section)	0:11.62 (200m)
Top Speed [km/h] (Section)	65.4 (Overall)
Race State	Finished



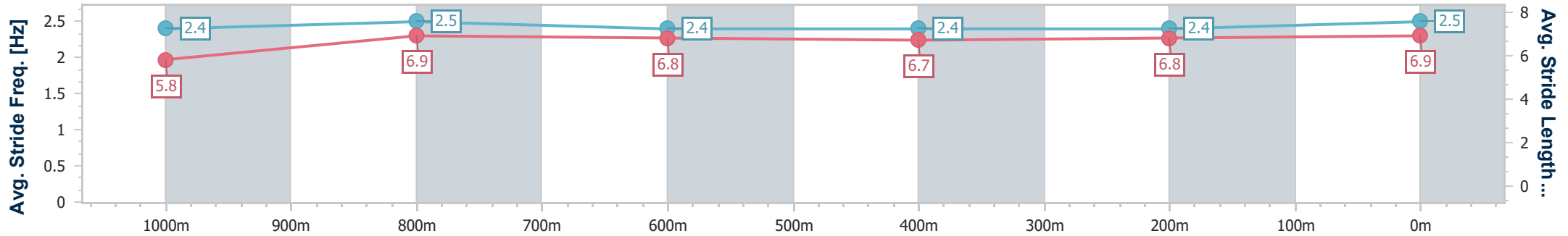
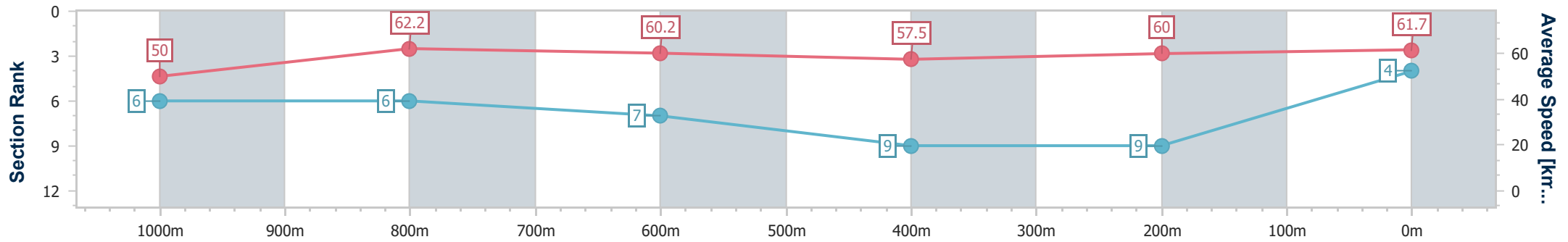
Toowoomba QLD Professional
Race 6: EMPIRE OF JAPAN QTIS Three-Year-Old Maiden
Handicap - 1200m



16 November 2024 - 21:03

Track Rating: Good 4, Weather: Showers, Rail Position: +3m Entire

Section	Overall	1000m	800m	600m	400m	200m
Section Times	1:14.60 [4] (0:14.44)	1:00.16 [6] (0:11.82)	0:48.34 [6] (0:12.13)	0:36.21 [7] (0:12.63)	0:23.58 [9] (0:11.96)	0:11.62 [9] (0:11.62)
Average Speed [km/h]	50.0	62.2	60.2	57.5	60.0	61.7
Top Speed [km/h]	65.4	64.2	61.4	60.0	61.1	62.9
Avg. Dist. to Rail [m]	10.7	6.6	3.5	2.1	1.3	0.3
Avg. Stride Freq. [Hz]	2.4	2.5	2.4	2.4	2.4	2.5
Avg. Stride Length [m]	5.8	6.9	6.8	6.7	6.8	6.9



- [] Ranking at each section and finish
- .-.- No data available at this section
- NA No data available



Horse/Jockey Name	Great Angles
Final Rank	5
Fastest Section Time (Section)	0:11.76 (1000m)
Top Speed [km/h] (Section)	65.3 (Overall)
Race State	Finished



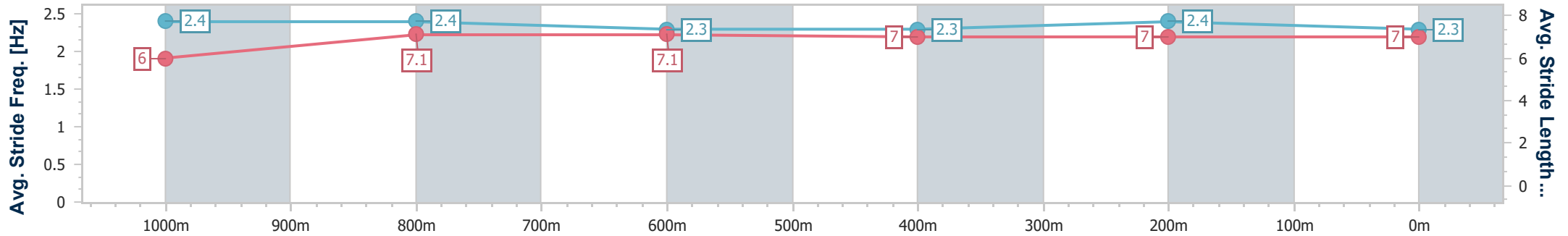
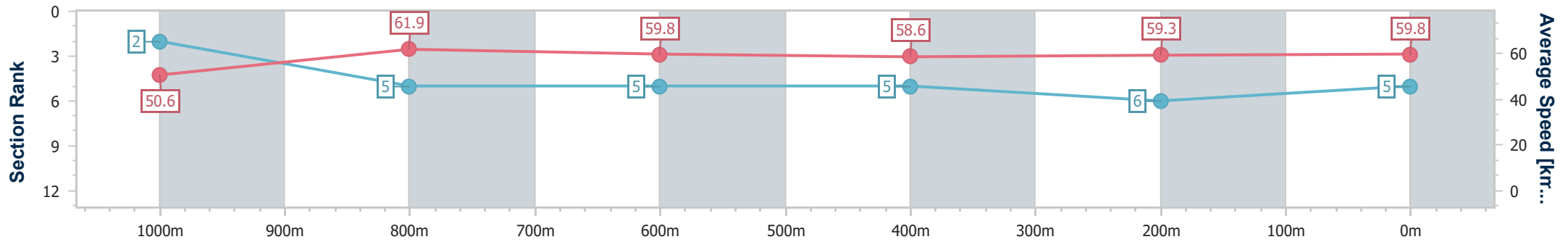
Toowoomba QLD Professional
Race 6: EMPIRE OF JAPAN QTIS Three-Year-Old Maiden
Handicap - 1200m



16 November 2024 - 21:03

Track Rating: Good 4, Weather: Showers, Rail Position: +3m Entire

Section	Overall	1000m	800m	600m	400m	200m
Section Times	1:14.84 [5] (0:14.18)	1:00.66 [2] (0:11.76)	0:48.90 [5] (0:12.19)	0:36.71 [5] (0:12.41)	0:24.30 [5] (0:12.26)	0:12.04 [6] (0:12.04)
Average Speed [km/h]	50.6	61.9	59.8	58.6	59.3	59.8
Top Speed [km/h]	65.3	65.1	62.3	60.6	60.2	60.1
Avg. Dist. to Rail [m]	5.4	2.8	3.2	1.9	2.2	2.8
Avg. Stride Freq. [Hz]	2.4	2.4	2.3	2.3	2.4	2.3
Avg. Stride Length [m]	6.0	7.1	7.1	7.0	7.0	7.0



- [] Ranking at each section and finish
- .-.- No data available at this section
- NA No data available



Horse/Jockey Name	Mission Possible
Final Rank	6
Fastest Section Time (Section)	0:11.59 (1000m)
Top Speed [km/h] (Section)	63.6 (1000m)
Race State	Finished



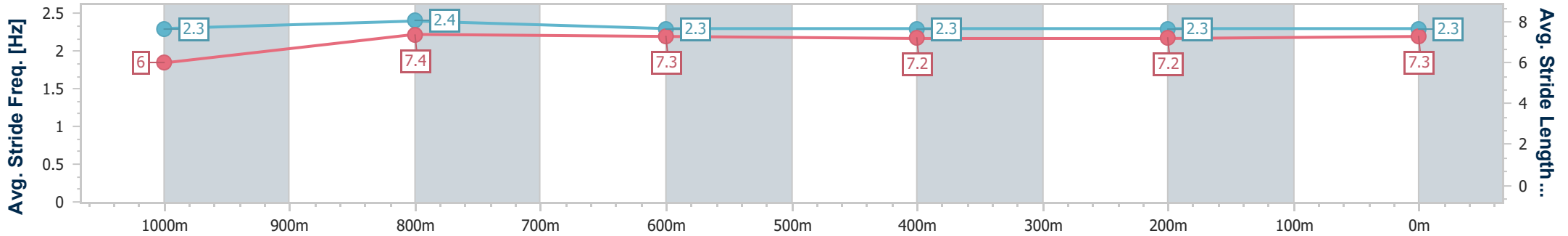
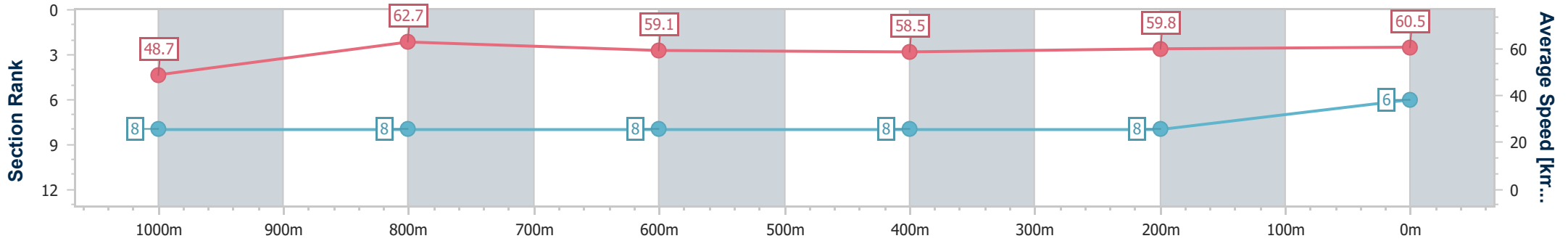
Toowoomba QLD Professional
Race 6: EMPIRE OF JAPAN QTIS Three-Year-Old Maiden
Handicap - 1200m



16 November 2024 - 21:03

Track Rating: Good 4, Weather: Showers, Rail Position: +3m Entire

Section	Overall	1000m	800m	600m	400m	200m
Section Times	1:14.86 [6] (0:14.77)	1:00.09 [8] (0:11.59)	0:48.50 [8] (0:12.25)	0:36.25 [8] (0:12.29)	0:23.96 [8] (0:12.05)	0:11.91 [8] (0:11.91)
Average Speed [km/h]	48.7	62.7	59.1	58.5	59.8	60.5
Top Speed [km/h]	63.5	63.6	62.7	60.5	61.0	60.9
Avg. Dist. to Rail [m]	6.4	2.4	1.4	0.7	1.2	2.4
Avg. Stride Freq. [Hz]	2.3	2.4	2.3	2.3	2.3	2.3
Avg. Stride Length [m]	6.0	7.4	7.3	7.2	7.2	7.3



- [] Ranking at each section and finish
- .-.- No data available at this section
- NA No data available



Horse/Jockey Name	Everywhere
Final Rank	7
Fastest Section Time (Section)	0:11.48 (1000m)
Top Speed [km/h] (Section)	64.4 (Overall)
Race State	Finished



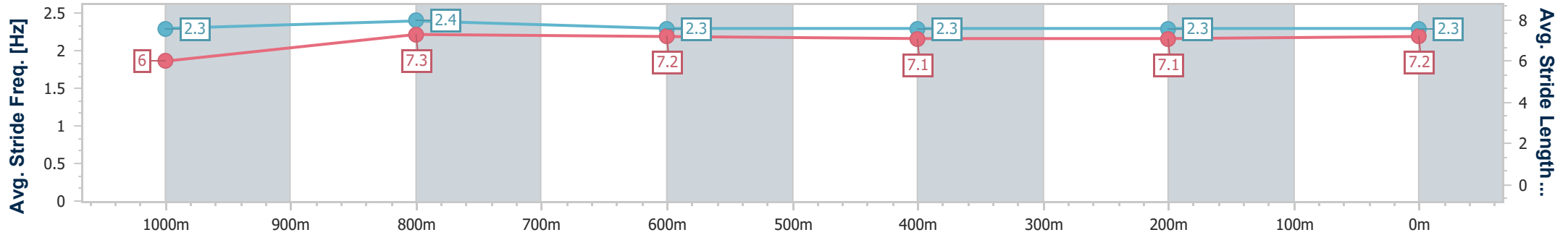
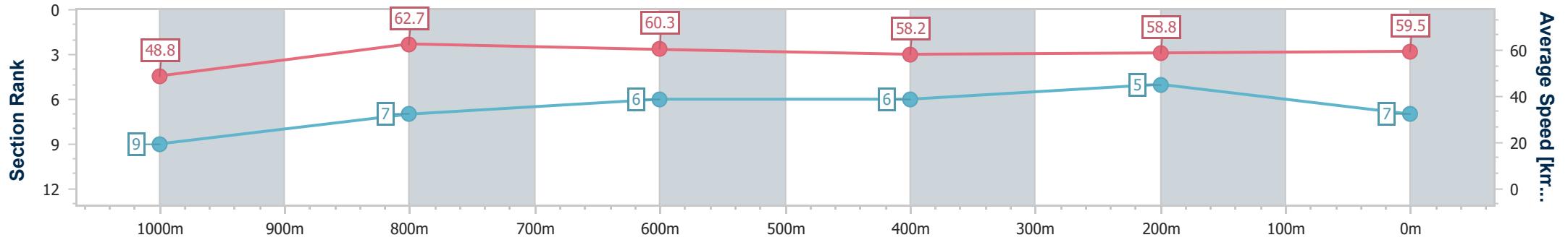
Toowoomba QLD Professional
Race 6: EMPIRE OF JAPAN QTIS Three-Year-Old Maiden
Handicap - 1200m



16 November 2024 - 21:03

Track Rating: Good 4, Weather: Showers, Rail Position: +3m Entire

Section	Overall	1000m	800m	600m	400m	200m
Section Times	1:14.87 [7] (0:14.78)	1:00.09 [9] (0:11.48)	0:48.61 [7] (0:11.92)	0:36.69 [6] (0:12.38)	0:24.31 [6] (0:12.17)	0:12.14 [5] (0:12.14)
Average Speed [km/h]	48.8	62.7	60.3	58.2	58.8	59.5
Top Speed [km/h]	64.4	64.0	62.0	59.4	60.0	60.3
Avg. Dist. to Rail [m]	2.8	0.8	0.8	0.4	1.0	0.6
Avg. Stride Freq. [Hz]	2.3	2.4	2.3	2.3	2.3	2.3
Avg. Stride Length [m]	6.0	7.3	7.2	7.1	7.1	7.2



- [] Ranking at each section and finish
- .-.- No data available at this section
- NA No data available



Horse/Jockey Name	Extol
Final Rank	8
Fastest Section Time (Section)	0:11.98 (400m)
Top Speed [km/h] (Section)	66.9 (1000m)
Race State	Finished



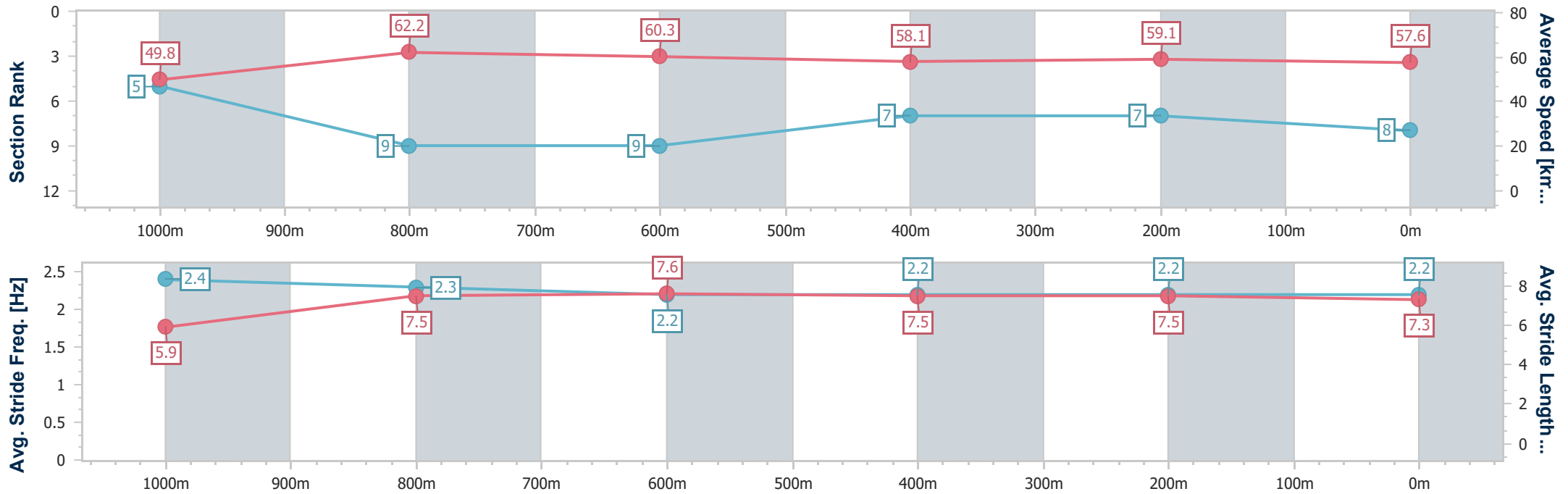
Toowoomba QLD Professional
Race 6: EMPIRE OF JAPAN QTIS Three-Year-Old Maiden
Handicap - 1200m



16 November 2024 - 21:03

Track Rating: Good 4, Weather: Showers, Rail Position: +3m Entire

Section	Overall	1000m	800m	600m	400m	200m
Section Times	1:15.29 [8] (0:14.43)	1:00.86 [5] (0:11.99)	0:48.87 [9] (0:12.22)	0:36.65 [9] (0:12.22)	0:24.43 [7] (0:11.98)	0:12.45 [7] (0:12.45)
Average Speed [km/h]	49.8	62.2	60.3	58.1	59.1	57.6
Top Speed [km/h]	64.6	66.9	63.0	61.0	60.2	61.3
Avg. Dist. to Rail [m]	6.4	8.2	5.4	3.3	4.7	5.4
Avg. Stride Freq. [Hz]	2.4	2.3	2.2	2.2	2.2	2.2
Avg. Stride Length [m]	5.9	7.5	7.6	7.5	7.5	7.3



- [] Ranking at each section and finish
- .-.- No data available at this section
- NA No data available



Horse/Jockey Name	She's Got Grace
Final Rank	9
Fastest Section Time (Section)	0:11.48 (1000m)
Top Speed [km/h] (Section)	65.7 (Overall)
Race State	Finished



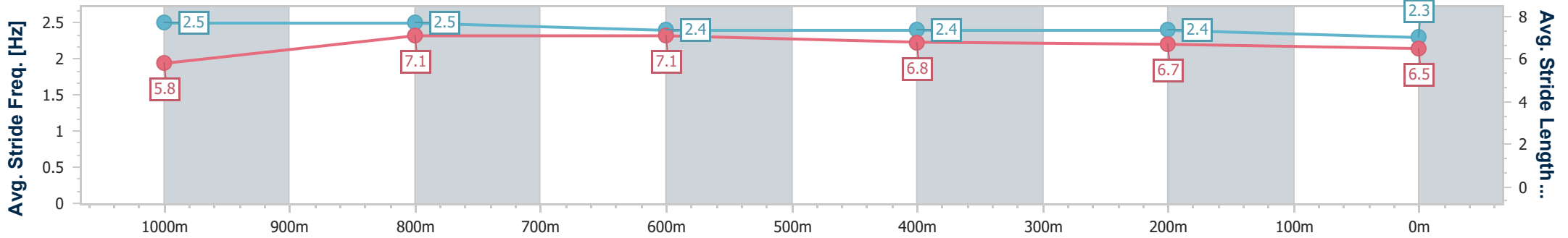
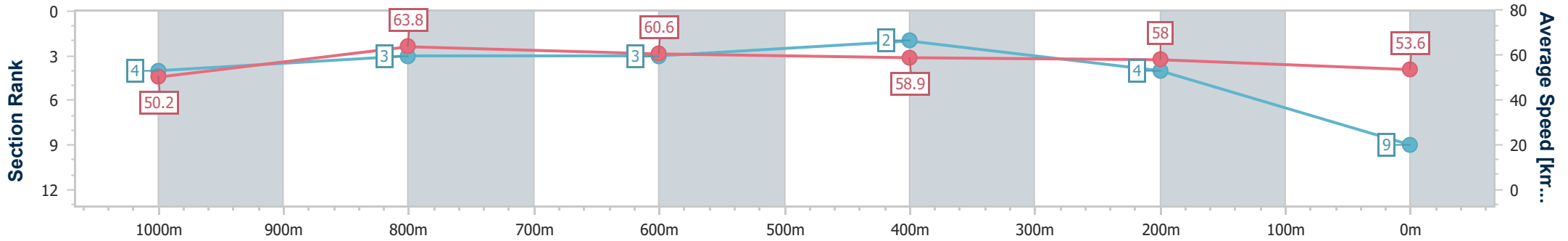
Toowoomba QLD Professional
Race 6: EMPIRE OF JAPAN QTIS Three-Year-Old Maiden Handicap - 1200m



16 November 2024 - 21:03

Track Rating: Good 4, Weather: Showers, Rail Position: +3m Entire

Section	Overall	1000m	800m	600m	400m	200m
Section Times	1:16.10 [9] (0:14.35)	1:01.75 [4] (0:11.48)	0:50.27 [3] (0:12.05)	0:38.22 [3] (0:12.35)	0:25.87 [2] (0:12.48)	0:13.39 [4] (0:13.39)
Average Speed [km/h]	50.2	63.8	60.6	58.9	58.0	53.6
Top Speed [km/h]	65.7	64.6	62.2	59.9	60.5	56.5
Avg. Dist. to Rail [m]	5.9	3.5	3.5	2.5	1.9	1.2
Avg. Stride Freq. [Hz]	2.5	2.5	2.4	2.4	2.4	2.3
Avg. Stride Length [m]	5.8	7.1	7.1	6.8	6.7	6.5



- [] Ranking at each section and finish
- .-.- No data available at this section
- NA No data available



Toowoomba QLD Professional
Race 7: FOCUS HR Maiden Plate - 1625m
16 November 2024 - 21:37



Track Rating: Good 4, Weather: Showers, Rail Position: +3m Entire

Section		Overall	1400m	1200m	1000m	800m	600m	400m	Last 600m				
Field Times		1:41.84 (0:15.60)	1:26.24 (0:11.02)	1:15.22 (0:11.65)	1:03.57 (0:12.32)	0:51.25 (0:12.68)	0:38.57 (0:12.82)	0:25.75 (0:12.98)	0:38.57				
Rank	TAB Horse/Jockey	Barrier	Top Speed [km/h]	Fastest Section									Distance Travelled [m]
1	5 JORUM Montanna Savva	6	68.7 1400m	0:11.04 1400m	1:41.84 [1] (0:16.27)	1:25.57 [5] (0:11.04)	1:14.53 [5] (0:11.92)	1:02.61 [4] (0:12.28)	0:50.33 [4] (0:12.28)	0:38.05 [5] (0:12.60)	0:25.45 [4] (0:12.75)	0:38.05	
2	1 NICODEMUS Nozi Tomizawa	3	67.2 Overall	0:11.27 1400m	1:41.89 [2] (0:15.85)	1:26.04 [3] (0:11.27)	1:14.77 [3] (0:11.85)	1:02.92 [3] (0:12.10)	0:50.82 [2] (0:12.20)	0:38.62 [1] (0:12.82)	0:25.80 [1] (0:12.98)	0:38.62	-1
3	3 CUT DIAMONDS Karl Zechner	5	67.3 Overall	0:11.22 1400m	1:42.39 [3] (0:16.08)	1:26.31 [4] (0:11.22)	1:15.09 [4] (0:12.09)	1:03.00 [5] (0:12.14)	0:50.86 [5] (0:12.24)	0:38.62 [4] (0:12.53)	0:26.09 [3] (0:13.09)	0:38.62	-9
4	7 WIFE IS RIGHT Rob Thorburn	4	66.5 Overall	0:11.25 1400m	1:42.89 [4] (0:15.73)	1:27.16 [2] (0:11.25)	1:15.91 [2] (0:11.86)	1:04.05 [2] (0:12.37)	0:51.68 [3] (0:12.29)	0:39.39 [3] (0:12.71)	0:26.68 [2] (0:13.04)	0:39.39	+11
5	6 LEVEL ONE Justin Stanley	2	66.8 Overall	0:11.34 1400m	1:43.38 [5] (0:16.62)	1:26.76 [6] (0:11.34)	1:15.42 [6] (0:11.83)	1:03.59 [6] (0:12.29)	0:51.30 [6] (0:12.43)	0:38.87 [6] (0:12.59)	0:26.28 [6] (0:13.10)	0:38.87	+0
6	4 FITASAFIDDLE Kenji Yoshida	1	69.0 Overall	0:11.02 1400m	1:47.65 [6] (0:15.60)	1:32.05 [1] (0:11.02)	1:21.03 [1] (0:11.65)	1:09.38 [1] (0:12.32)	0:57.06 [1] (0:12.73)	0:44.33 [2] (0:13.38)	0:30.95 [5] (0:14.69)	0:44.33	-7

Scratched: Santos El Halper (#2)

[] Ranking at each section and finish
 -:-:-:- No data available at this section
 NA No data available

SCN Saddle cloth number
 DNF Did not finish
 DNT Did not track



Toowoomba QLD Professional
Race 7: FOCUS HR Maiden Plate - 1625m
16 November 2024 - 21:37



Track Rating: Good 4, Weather: Showers, Rail Position: +3m Entire

Section				200m				Last 600m	
Field Times				0:12.77 (0:12.77)				0:38.57	
Rank	TAB	Horse/Jockey	Barrier	Top Speed [km/h]	Fastest Section	Margin			Distance Travelled [m]
1	5	JORUM Montanna Savva	6	68.7 1400m	0:11.04 1400m	0:12.70 [2] (0:12.70)	1:41.84		0:38.05
2	1	NICODEMUS Nozi Tomizawa	3	67.2 Overall	0:11.27 1400m	0:12.82 [1] (0:12.82)	0.2L		0:38.62 -1
3	3	CUT DIAMONDS Karl Zechner	5	67.3 Overall	0:11.22 1400m	0:13.00 [4] (0:13.00)	3L		0:38.62 -9
4	7	WIFE IS RIGHT Rob Thorburn	4	66.5 Overall	0:11.25 1400m	0:13.64 [3] (0:13.64)	5.8L		0:39.39 +11
5	6	LEVEL ONE Justin Stanley	2	66.8 Overall	0:11.34 1400m	0:13.18 [5] (0:13.18)	8.6L		0:38.87 +0
6	4	FITASAFIDDLE Kenji Yoshida	1	69.0 Overall	0:11.02 1400m	0:16.26 [6] (0:16.26)	33.6L		0:44.33 -7

Scratched: Santos El Halper (#2)

[] Ranking at each section and finish
 -:-:-:- No data available at this section
 NA No data available

SCN Saddle cloth number
 DNF Did not finish
 DNT Did not track



Horse/Jockey Name	Jorum
Final Rank	1
Fastest Section Time (Section)	0:11.04 (1400m)
Top Speed [km/h] (Section)	68.7 (1400m)
Race State	Finished



Toowoomba QLD Professional

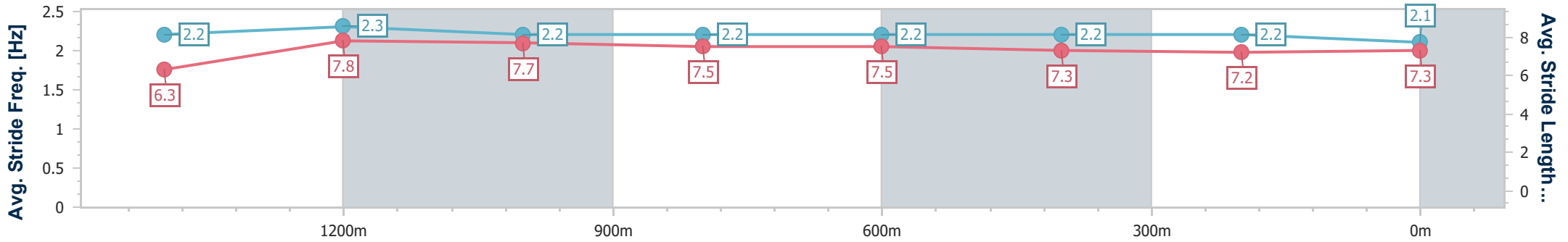
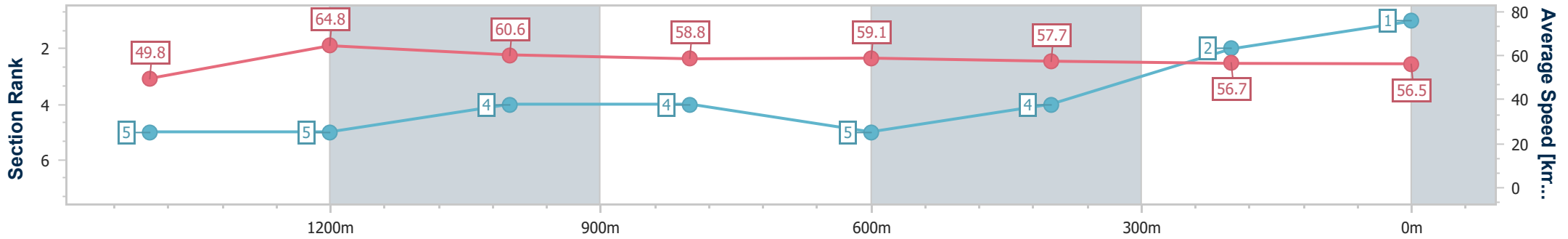
Race 7: FOCUS HR Maiden Plate - 1625m

16 November 2024 - 21:37



Track Rating: Good 4, Weather: Showers, Rail Position: +3m Entire

Section	Overall	1400m	1200m	1000m	800m	600m	400m	200m
Section Times	1:41.84 [1] (0:16.27)	1:25.57 [5] (0:11.04)	1:14.53 [5] (0:11.92)	1:02.61 [4] (0:12.28)	0:50.33 [4] (0:12.28)	0:38.05 [5] (0:12.60)	0:25.45 [4] (0:12.75)	0:12.70 [2] (0:12.70)
Average Speed [km/h]	49.8	64.8	60.6	58.8	59.1	57.7	56.7	56.5
Top Speed [km/h]	68.6	68.7	61.5	59.8	59.7	59.3	57.4	57.3
Avg. Dist. to Rail [m]	4.1	0.9	1.0	1.6	2.0	2.0	1.5	2.2
Avg. Stride Freq. [Hz]	2.2	2.3	2.2	2.2	2.2	2.2	2.2	2.1
Avg. Stride Length [m]	6.3	7.8	7.7	7.5	7.5	7.3	7.2	7.3



- [] Ranking at each section and finish
- .-.- No data available at this section
- NA No data available



Horse/Jockey Name	Nicodemus
Final Rank	2
Fastest Section Time (Section)	0:11.27 (1400m)
Top Speed [km/h] (Section)	67.2 (Overall)
Race State	Finished



Toowoomba QLD Professional

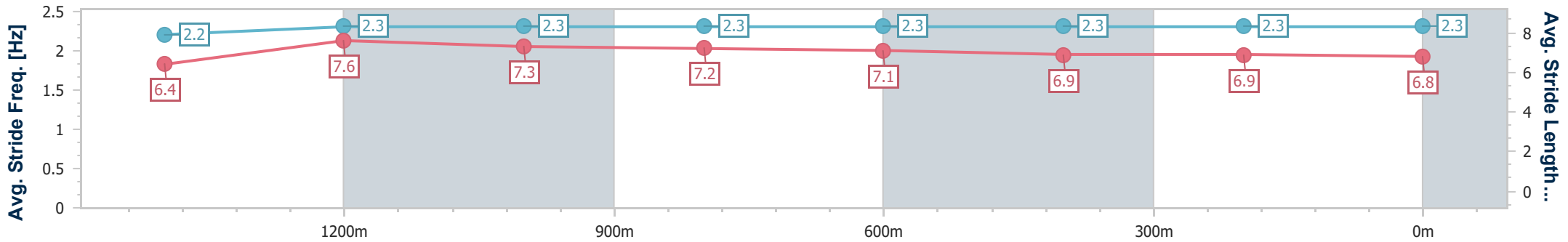
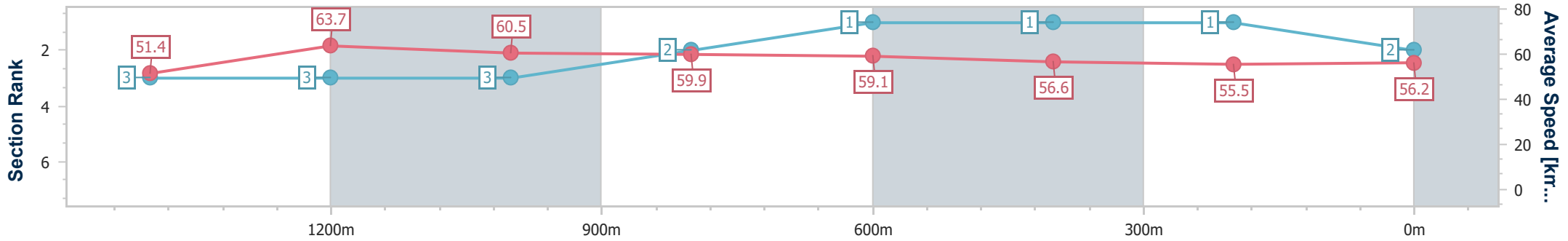
Race 7: FOCUS HR Maiden Plate - 1625m

16 November 2024 - 21:37



Track Rating: Good 4, Weather: Showers, Rail Position: +3m Entire

Section	Overall	1400m	1200m	1000m	800m	600m	400m	200m
Section Times	1:41.89 [2] (0:15.85)	1:26.04 [3] (0:11.27)	1:14.77 [3] (0:11.85)	1:02.92 [3] (0:12.10)	0:50.82 [2] (0:12.20)	0:38.62 [1] (0:12.82)	0:25.80 [1] (0:12.98)	0:12.82 [1] (0:12.82)
Average Speed [km/h]	51.4	63.7	60.5	59.9	59.1	56.6	55.5	56.2
Top Speed [km/h]	67.2	67.1	61.1	60.8	60.0	59.4	56.4	56.8
Avg. Dist. to Rail [m]	2.3	0.6	0.5	0.8	1.7	1.3	0.8	0.5
Avg. Stride Freq. [Hz]	2.2	2.3	2.3	2.3	2.3	2.3	2.3	2.3
Avg. Stride Length [m]	6.4	7.6	7.3	7.2	7.1	6.9	6.9	6.8



- [] Ranking at each section and finish
- .-.- No data available at this section
- NA No data available



Horse/Jockey Name	Cut Diamonds
Final Rank	3
Fastest Section Time (Section)	0:11.22 (1400m)
Top Speed [km/h] (Section)	67.3 (Overall)
Race State	Finished



Toowoomba QLD Professional

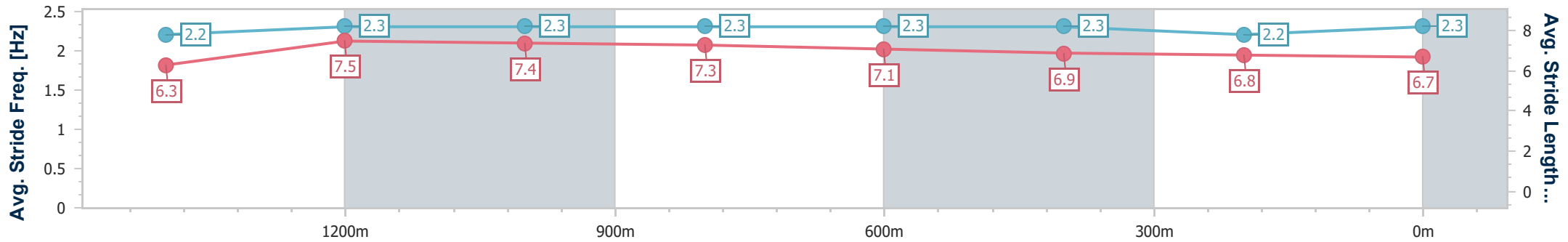
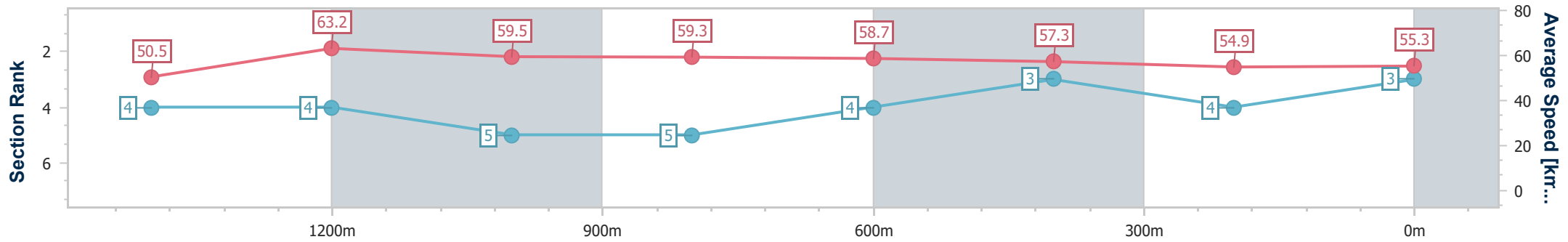
Race 7: FOCUS HR Maiden Plate - 1625m

16 November 2024 - 21:37



Track Rating: Good 4, Weather: Showers, Rail Position: +3m Entire

Section	Overall	1400m	1200m	1000m	800m	600m	400m	200m
Section Times	1:42.39 [3] (0:16.08)	1:26.31 [4] (0:11.22)	1:15.09 [4] (0:12.09)	1:03.00 [5] (0:12.14)	0:50.86 [5] (0:12.24)	0:38.62 [4] (0:12.53)	0:26.09 [3] (0:13.09)	0:13.00 [4] (0:13.00)
Average Speed [km/h]	50.5	63.2	59.5	59.3	58.7	57.3	54.9	55.3
Top Speed [km/h]	67.3	66.9	60.7	59.6	59.3	59.3	55.5	56.2
Avg. Dist. to Rail [m]	4.0	2.1	0.3	0.1	0.5	0.6	1.3	0.6
Avg. Stride Freq. [Hz]	2.2	2.3	2.3	2.3	2.3	2.3	2.2	2.3
Avg. Stride Length [m]	6.3	7.5	7.4	7.3	7.1	6.9	6.8	6.7



- [] Ranking at each section and finish
- .-.- No data available at this section
- NA No data available



Horse/Jockey Name	Wife Is Right
Final Rank	4
Fastest Section Time (Section)	0:11.25 (1400m)
Top Speed [km/h] (Section)	66.5 (Overall)
Race State	Finished



Toowoomba QLD Professional

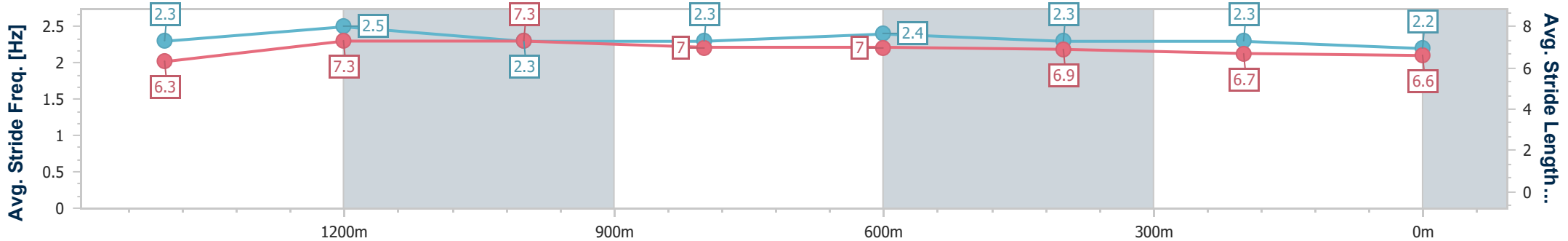
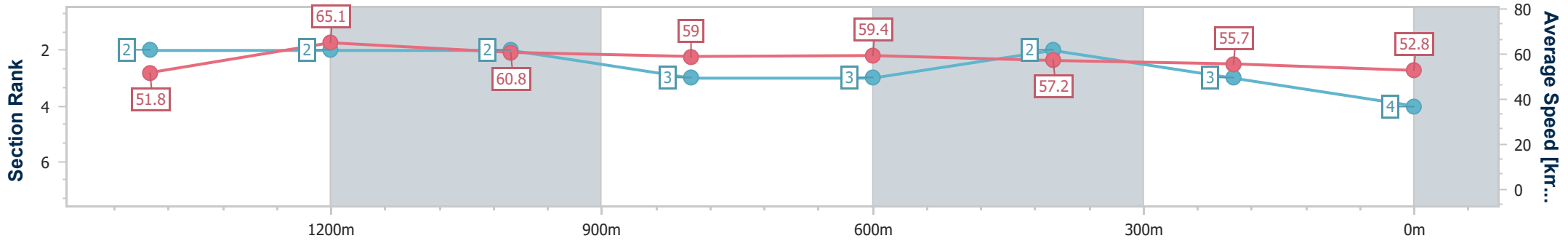
Race 7: FOCUS HR Maiden Plate - 1625m

16 November 2024 - 21:37



Track Rating: Good 4, Weather: Showers, Rail Position: +3m Entire

Section	Overall	1400m	1200m	1000m	800m	600m	400m	200m
Section Times	1:42.89 [4] (0:15.73)	1:27.16 [2] (0:11.25)	1:15.91 [2] (0:11.86)	1:04.05 [2] (0:12.37)	0:51.68 [3] (0:12.29)	0:39.39 [3] (0:12.71)	0:26.68 [2] (0:13.04)	0:13.64 [3] (0:13.64)
Average Speed [km/h]	51.8	65.1	60.8	59.0	59.4	57.2	55.7	52.8
Top Speed [km/h]	66.5	66.4	62.9	60.1	60.3	59.6	56.5	55.8
Avg. Dist. to Rail [m]	4.5	3.0	3.9	4.0	3.9	2.0	2.2	1.2
Avg. Stride Freq. [Hz]	2.3	2.5	2.3	2.3	2.4	2.3	2.3	2.2
Avg. Stride Length [m]	6.3	7.3	7.3	7.0	7.0	6.9	6.7	6.6



- [] Ranking at each section and finish
- .-.- No data available at this section
- NA No data available



Horse/Jockey Name	Level One
Final Rank	5
Fastest Section Time (Section)	0:11.34 (1400m)
Top Speed [km/h] (Section)	66.8 (Overall)
Race State	Finished



Toowoomba QLD Professional

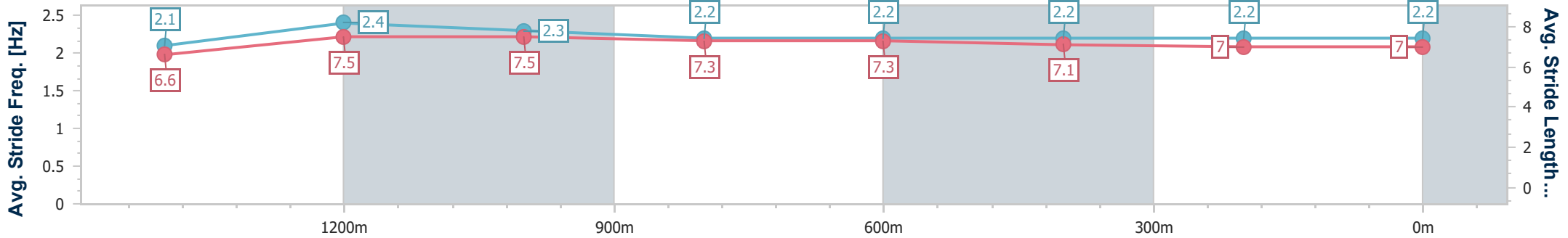
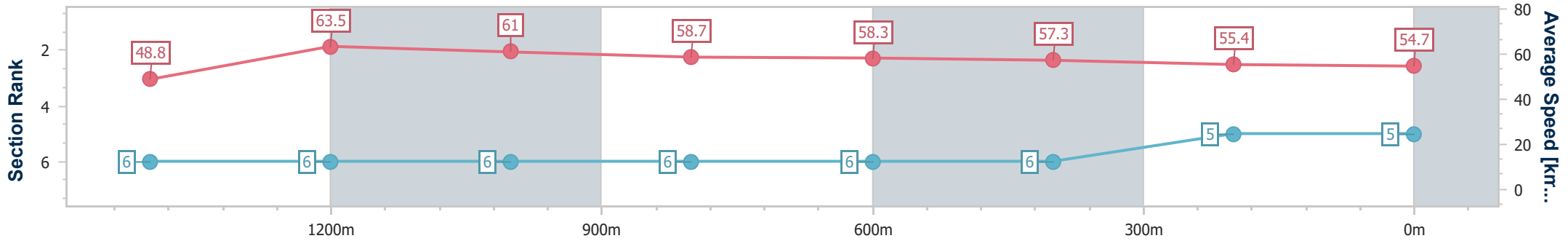
Race 7: FOCUS HR Maiden Plate - 1625m

16 November 2024 - 21:37



Track Rating: Good 4, Weather: Showers, Rail Position: +3m Entire

Section	Overall	1400m	1200m	1000m	800m	600m	400m	200m
Section Times	1:43.38 [5] (0:16.62)	1:26.76 [6] (0:11.34)	1:15.42 [6] (0:11.83)	1:03.59 [6] (0:12.29)	0:51.30 [6] (0:12.43)	0:38.87 [6] (0:12.59)	0:26.28 [6] (0:13.10)	0:13.18 [5] (0:13.18)
Average Speed [km/h]	48.8	63.5	61.0	58.7	58.3	57.3	55.4	54.7
Top Speed [km/h]	66.8	65.8	63.3	59.8	58.8	58.9	57.3	55.6
Avg. Dist. to Rail [m]	3.0	0.6	1.0	0.9	1.2	0.9	1.4	1.8
Avg. Stride Freq. [Hz]	2.1	2.4	2.3	2.2	2.2	2.2	2.2	2.2
Avg. Stride Length [m]	6.6	7.5	7.5	7.3	7.3	7.1	7.0	7.0



- [] Ranking at each section and finish
- .-.- No data available at this section
- NA No data available



Horse/Jockey Name	Fitasafiddle
Final Rank	6
Fastest Section Time (Section)	0:11.02 (1400m)
Top Speed [km/h] (Section)	69.0 (Overall)
Race State	Finished



Toowoomba QLD Professional

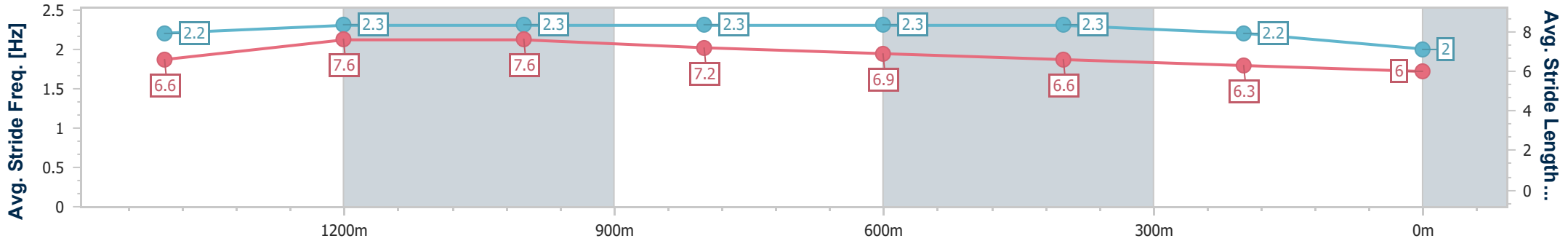
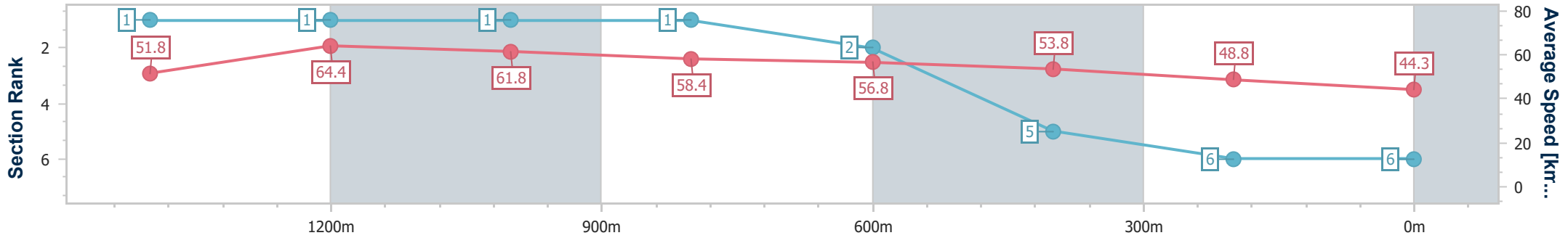
Race 7: FOCUS HR Maiden Plate - 1625m

16 November 2024 - 21:37



Track Rating: Good 4, Weather: Showers, Rail Position: +3m Entire

Section	Overall	1400m	1200m	1000m	800m	600m	400m	200m
Section Times	1:47.65 [6] (0:15.60)	1:32.05 [1] (0:11.02)	1:21.03 [1] (0:11.65)	1:09.38 [1] (0:12.32)	0:57.06 [1] (0:12.73)	0:44.33 [2] (0:13.38)	0:30.95 [5] (0:14.69)	0:16.26 [6] (0:16.26)
Average Speed [km/h]	51.8	64.4	61.8	58.4	56.8	53.8	48.8	44.3
Top Speed [km/h]	69.0	67.4	64.1	60.2	58.1	56.7	51.5	46.5
Avg. Dist. to Rail [m]	2.9	2.0	0.4	0.5	1.2	0.8	0.6	0.8
Avg. Stride Freq. [Hz]	2.2	2.3	2.3	2.3	2.3	2.3	2.2	2.0
Avg. Stride Length [m]	6.6	7.6	7.6	7.2	6.9	6.6	6.3	6.0



- [] Ranking at each section and finish
- .-.- No data available at this section
- NA No data available