



**Sunshine Coast QLD Professional**  
**Race 1: MARTIN COLLINS AUSTRALIA QTIS Two-Year-Old Handicap - 1000m**  
**16 November 2024 - 13:18**



Track Rating: Heavy 8, Weather: Overcast, Rail Position: +2m Entire

Section		Overall									Last 600m		
Field Times		1:00.96 (0:13.56)									0:35.88		
		800m			600m			400m			200m		
		0:47.40 (0:11.52)			0:35.88 (0:11.99)			0:23.89 (0:11.55)			0:12.34 (0:12.34)		
Rank	TAB	Horse/Jockey	Barrier	Top Speed [km/h]	Fastest Section	Overall	800m	600m	400m	200m	Margin	Distance Travelled [m]	
1	1	LUVA FLUTTA James Orman	6	65.0 800m	0:11.44 800m	1:00.96 [1] (0:13.81)	0:47.15 [4] (0:11.44)	0:35.71 [5] (0:11.88)	0:23.83 [3] (0:11.50)	0:12.33 [2] (0:12.33)	1:00.96	0:35.71	
2	4	EGYPTIAN GODDESS Samantha Collett	9	65.6 Overall	0:11.40 400m	1:01.08 [2] (0:13.90)	0:47.18 [6] (0:11.41)	0:35.77 [6] (0:11.91)	0:23.86 [6] (0:11.40)	0:12.46 [1] (0:12.46)	0.5L	0:35.77 +5	
3	6	FORMULA ROSSA Angela Jones	7	65.7 800m	0:11.47 400m	1:01.10 [3] (0:14.05)	0:47.05 [8] (0:11.49)	0:35.56 [8] (0:11.99)	0:23.57 [8] (0:11.47)	0:12.10 [6] (0:12.10)	0.6L	0:35.56 +2	
4	7	MADDIE'S COMET Tahlia Fenlon	2	65.4 Overall	0:11.48 800m	1:01.30 [4] (0:13.91)	0:47.39 [7] (0:11.48)	0:35.91 [7] (0:12.00)	0:23.91 [7] (0:11.69)	0:12.22 [8] (0:12.22)	1.6L	0:35.91 -4	
5	8	SHEMAKESMENERVOUS Jake Bayliss	8	66.0 Overall	0:11.42 800m	1:01.33 [5] (0:13.81)	0:47.52 [5] (0:11.42)	0:36.10 [4] (0:11.98)	0:24.12 [5] (0:11.73)	0:12.39 [5] (0:12.39)	1.7L	0:36.10 -2	
6	9	TILIA Emily Lang	5	65.5 Overall	0:11.46 800m	1:01.44 [6] (0:13.62)	0:47.82 [2] (0:11.46)	0:36.36 [1] (0:11.99)	0:24.37 [1] (0:11.80)	0:12.57 [3] (0:12.57)	2.2L	0:36.36 -1	
7	3	MISHANI EXTREME Nikita Beriman	1	66.2 800m	0:11.48 800m	1:01.54 [7] (0:13.74)	0:47.80 [3] (0:11.48)	0:36.32 [3] (0:11.99)	0:24.33 [4] (0:11.70)	0:12.63 [4] (0:12.63)	2.7L	0:36.32 -3	
8	5	EMJAY STAR Cejay Graham	4	66.6 Overall	0:11.56 800m	1:01.90 [8] (0:13.56)	0:48.34 [1] (0:11.56)	0:36.78 [2] (0:12.00)	0:24.78 [2] (0:11.91)	0:12.87 [7] (0:12.87)	4.7L	0:36.78 -3	

Scratched: Unsure Miss (#10), Cuddles For Kimmy (#2), Lovebug (#11)

[ ] Ranking at each section and finish  
 -:-:- No data available at this section  
 NA No data available

SCN Saddle cloth number  
 DNF Did not finish  
 DNT Did not track



Horse/Jockey Name	Luva Flutta
Final Rank	1
Fastest Section Time (Section)	0:11.44 (800m)
Top Speed [km/h] (Section)	65.0 (800m)
Race State	Finished



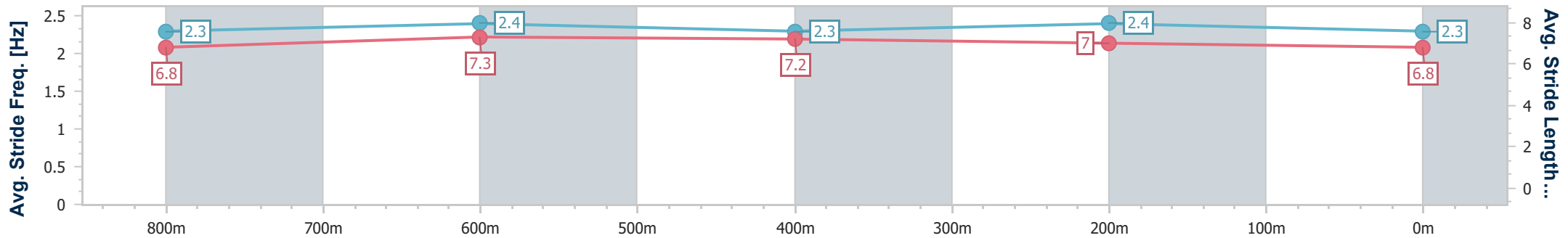
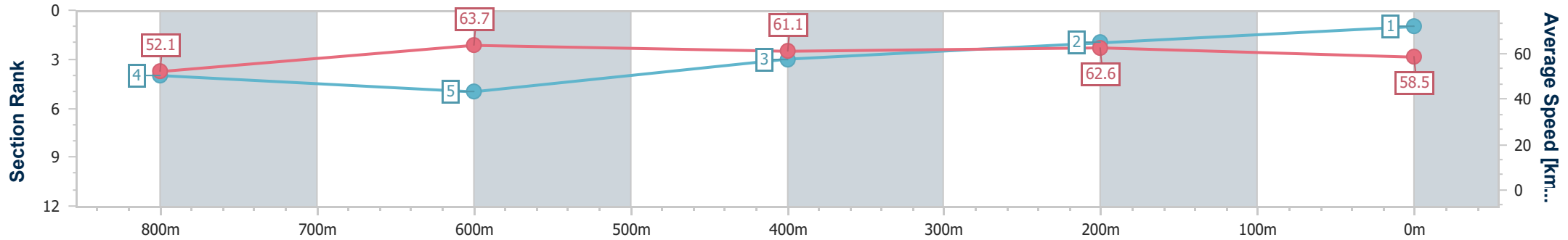
Sunshine Coast QLD Professional  
 Race 1: MARTIN COLLINS AUSTRALIA QTIS Two-Year-Old Handicap - 1000m



16 November 2024 - 13:18

Track Rating: Heavy 8, Weather: Overcast, Rail Position: +2m Entire

Section	Overall	800m	600m	400m	200m
Section Times	1:00.96 [1] (0:13.81)	0:47.15 [4] (0:11.44)	0:35.71 [5] (0:11.88)	0:23.83 [3] (0:11.50)	0:12.33 [2] (0:12.33)
Average Speed [km/h]	52.1	63.7	61.1	62.6	58.5
Top Speed [km/h]	64.1	65.0	61.8	63.6	61.4
Avg. Dist. to Rail [m]	7.7	3.5	1.7	5.2	5.6
Avg. Stride Freq. [Hz]	2.3	2.4	2.3	2.4	2.3
Avg. Stride Length [m]	6.8	7.3	7.2	7.0	6.8



- [ ] Ranking at each section and finish
- .-.- No data available at this section
- NA No data available



Horse/Jockey Name	Egyptian Goddess
Final Rank	2
Fastest Section Time (Section)	0:11.40 (400m)
Top Speed [km/h] (Section)	65.6 (Overall)
Race State	Finished



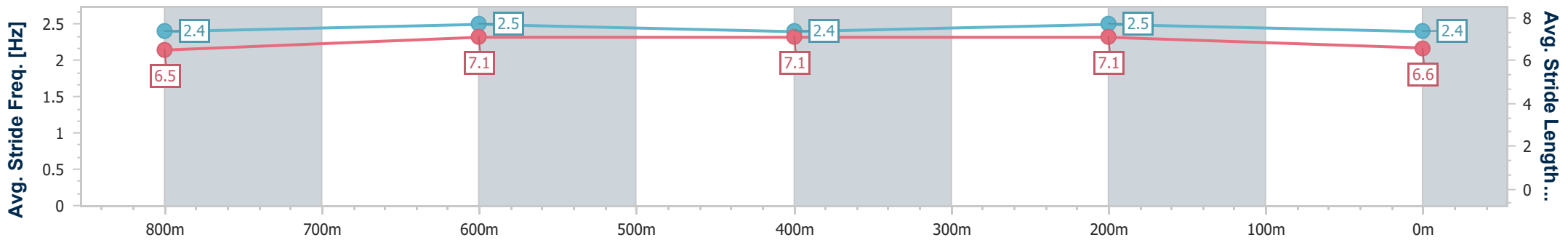
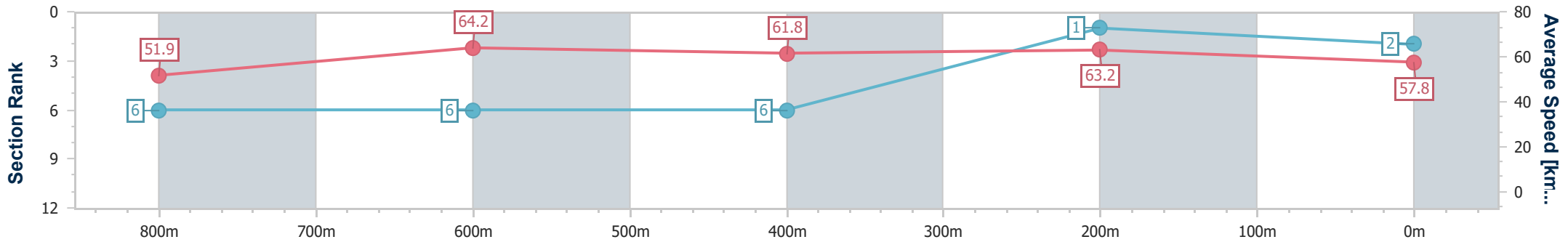
Sunshine Coast QLD Professional  
Race 1: MARTIN COLLINS AUSTRALIA QTIS Two-Year-Old Handicap - 1000m



16 November 2024 - 13:18

Track Rating: Heavy 8, Weather: Overcast, Rail Position: +2m Entire

Section	Overall	800m	600m	400m	200m
Section Times	1:01.08 [2] (0:13.90)	0:47.18 [6] (0:11.41)	0:35.77 [6] (0:11.91)	0:23.86 [6] (0:11.40)	0:12.46 [1] (0:12.46)
Average Speed [km/h]	51.9	64.2	61.8	63.2	57.8
Top Speed [km/h]	65.6	65.3	62.7	63.9	62.0
Avg. Dist. to Rail [m]	10.8	5.3	4.0	7.4	7.9
Avg. Stride Freq. [Hz]	2.4	2.5	2.4	2.5	2.4
Avg. Stride Length [m]	6.5	7.1	7.1	7.1	6.6



- [ ] Ranking at each section and finish
- .-.- No data available at this section
- NA No data available



Horse/Jockey Name	Formula Rossa
Final Rank	3
Fastest Section Time (Section)	0:11.47 (400m)
Top Speed [km/h] (Section)	65.7 (800m)
Race State	Finished



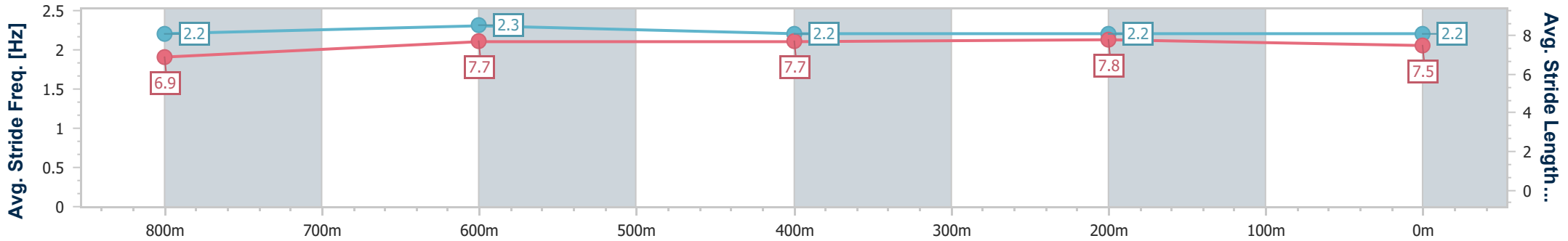
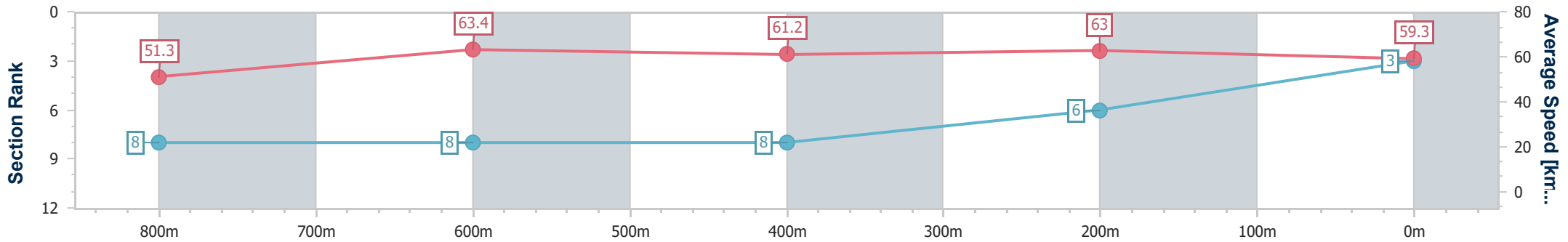
Sunshine Coast QLD Professional  
 Race 1: MARTIN COLLINS AUSTRALIA QTIS Two-Year-Old  
 Handicap - 1000m



16 November 2024 - 13:18

Track Rating: Heavy 8, Weather: Overcast, Rail Position: +2m  
 Entire

Section	Overall	800m	600m	400m	200m
Section Times	1:01.10 [3] (0:14.05)	0:47.05 [8] (0:11.49)	0:35.56 [8] (0:11.99)	0:23.57 [8] (0:11.47)	0:12.10 [6] (0:12.10)
Average Speed [km/h]	51.3	63.4	61.2	63.0	59.3
Top Speed [km/h]	63.0	65.7	62.0	63.7	61.9
Avg. Dist. to Rail [m]	8.7	3.9	3.1	7.1	9.9
Avg. Stride Freq. [Hz]	2.2	2.3	2.2	2.2	2.2
Avg. Stride Length [m]	6.9	7.7	7.7	7.8	7.5



- [ ] Ranking at each section and finish
- .-.- No data available at this section
- NA No data available



Horse/Jockey Name	Maddie's Comet
Final Rank	4
Fastest Section Time (Section)	0:11.48 (800m)
Top Speed [km/h] (Section)	65.4 (Overall)
Race State	Finished



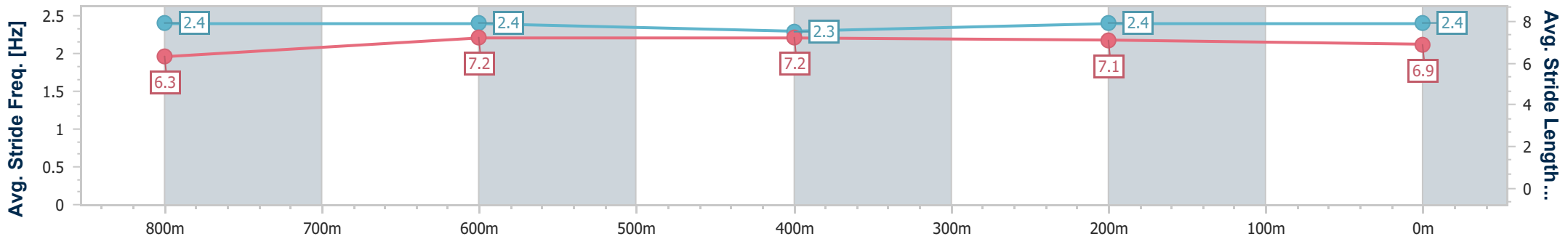
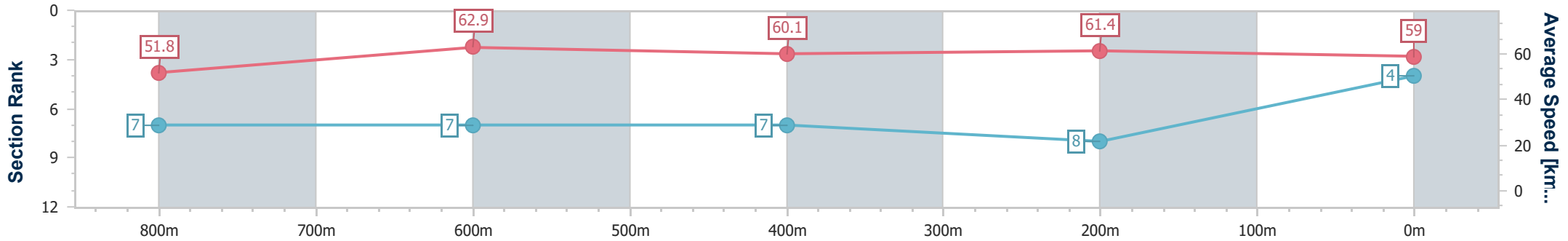
Sunshine Coast QLD Professional  
Race 1: MARTIN COLLINS AUSTRALIA QTIS Two-Year-Old Handicap - 1000m



16 November 2024 - 13:18

Track Rating: Heavy 8, Weather: Overcast, Rail Position: +2m Entire

Section	Overall	800m	600m	400m	200m
Section Times	1:01.30 [4] (0:13.91)	0:47.39 [7] (0:11.48)	0:35.91 [7] (0:12.00)	0:23.91 [7] (0:11.69)	0:12.22 [8] (0:12.22)
Average Speed [km/h]	51.8	62.9	60.1	61.4	59.0
Top Speed [km/h]	65.4	64.7	60.8	63.3	61.6
Avg. Dist. to Rail [m]	4.6	1.7	0.3	1.2	3.0
Avg. Stride Freq. [Hz]	2.4	2.4	2.3	2.4	2.4
Avg. Stride Length [m]	6.3	7.2	7.2	7.1	6.9



- [ ] Ranking at each section and finish
- .-.- No data available at this section
- NA No data available



Horse/Jockey Name	Shemakesmenervous
Final Rank	5
Fastest Section Time (Section)	0:11.42 (800m)
Top Speed [km/h] (Section)	66.0 (Overall)
Race State	Finished



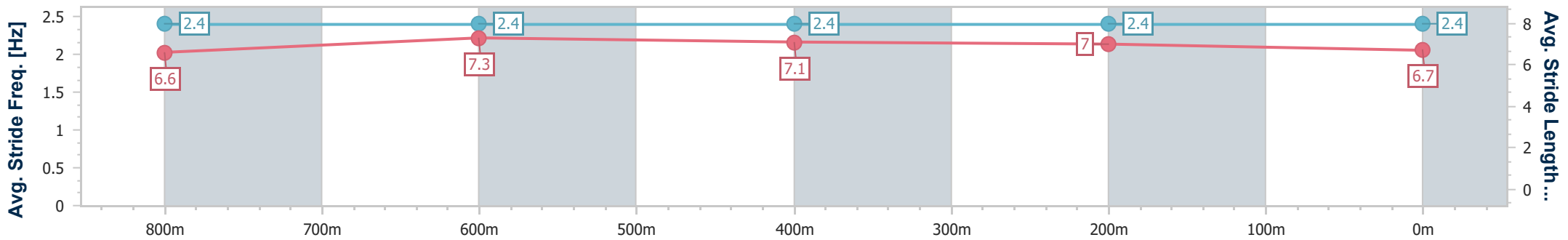
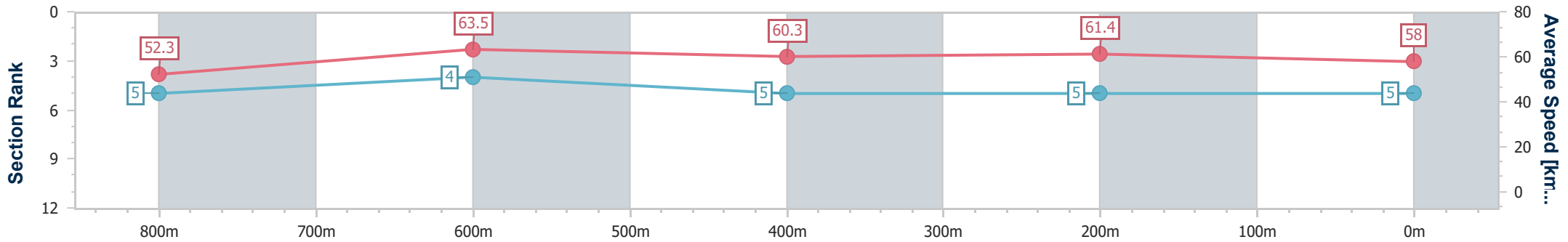
Sunshine Coast QLD Professional  
Race 1: MARTIN COLLINS AUSTRALIA QTIS Two-Year-Old Handicap - 1000m



16 November 2024 - 13:18

Track Rating: Heavy 8, Weather: Overcast, Rail Position: +2m Entire

Section	Overall	800m	600m	400m	200m
Section Times	1:01.33 [5] (0:13.81)	0:47.52 [5] (0:11.42)	0:36.10 [4] (0:11.98)	0:24.12 [5] (0:11.73)	0:12.39 [5] (0:12.39)
Average Speed [km/h]	52.3	63.5	60.3	61.4	58.0
Top Speed [km/h]	66.0	65.4	61.2	62.3	60.9
Avg. Dist. to Rail [m]	8.4	2.2	0.5	5.0	7.8
Avg. Stride Freq. [Hz]	2.4	2.4	2.4	2.4	2.4
Avg. Stride Length [m]	6.6	7.3	7.1	7.0	6.7



- [ ] Ranking at each section and finish
- .-.- No data available at this section
- NA No data available



Horse/Jockey Name	Tilia
Final Rank	6
Fastest Section Time (Section)	0:11.46 (800m)
Top Speed [km/h] (Section)	65.5 (Overall)
Race State	Finished



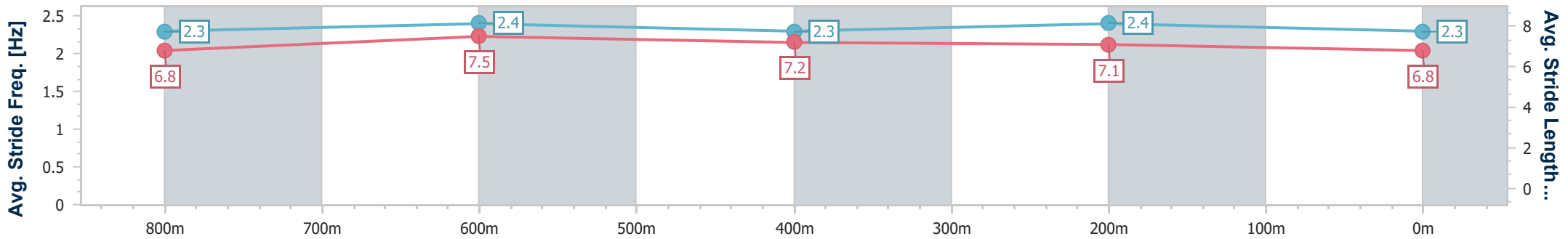
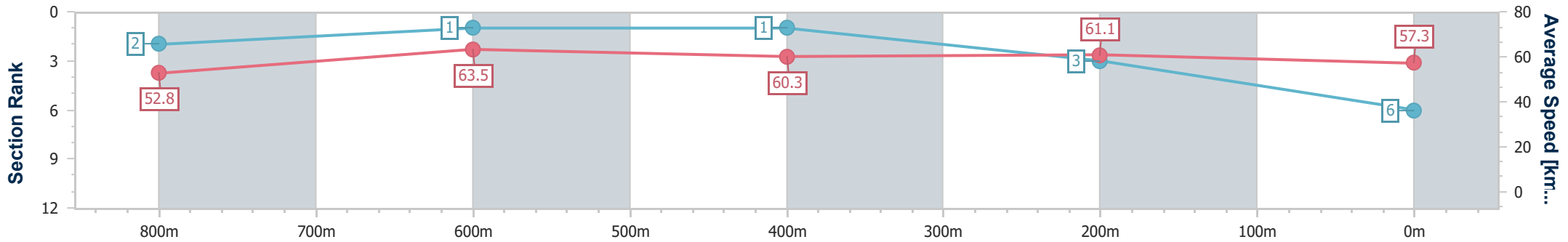
Sunshine Coast QLD Professional  
 Race 1: MARTIN COLLINS AUSTRALIA QTIS Two-Year-Old  
 Handicap - 1000m



16 November 2024 - 13:18

Track Rating: Heavy 8, Weather: Overcast, Rail Position: +2m  
 Entire

Section	Overall	800m	600m	400m	200m
Section Times	1:01.44 [6] (0:13.62)	0:47.82 [2] (0:11.46)	0:36.36 [1] (0:11.99)	0:24.37 [1] (0:11.80)	0:12.57 [3] (0:12.57)
Average Speed [km/h]	52.8	63.5	60.3	61.1	57.3
Top Speed [km/h]	65.5	64.8	61.6	63.1	59.6
Avg. Dist. to Rail [m]	6.2	2.2	1.2	4.6	6.4
Avg. Stride Freq. [Hz]	2.3	2.4	2.3	2.4	2.3
Avg. Stride Length [m]	6.8	7.5	7.2	7.1	6.8



- [ ] Ranking at each section and finish
- .-.- No data available at this section
- NA No data available



Horse/Jockey Name	Mishani Extreme
Final Rank	7
Fastest Section Time (Section)	0:11.48 (800m)
Top Speed [km/h] (Section)	66.2 (800m)
Race State	Finished



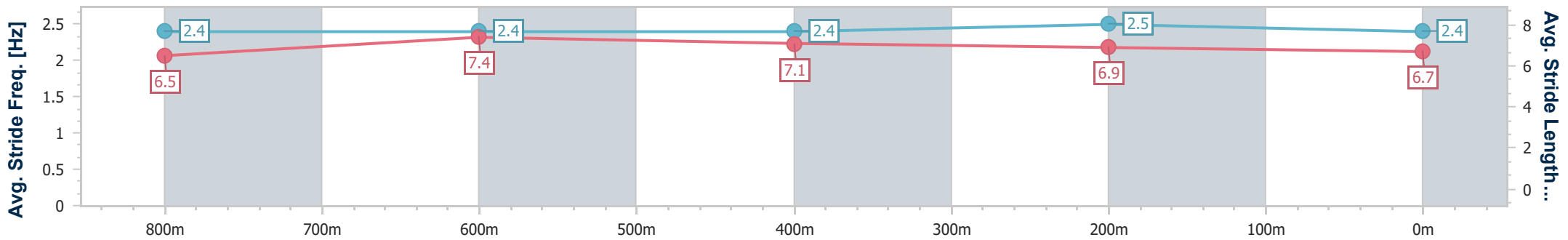
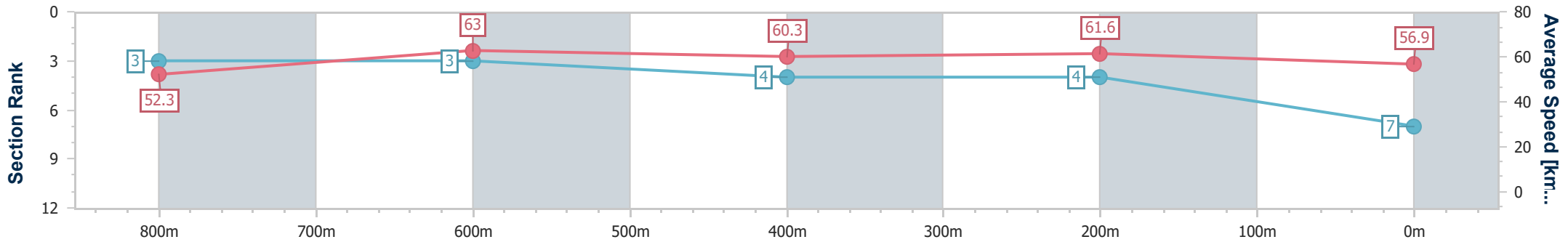
Sunshine Coast QLD Professional  
 Race 1: MARTIN COLLINS AUSTRALIA QTIS Two-Year-Old  
 Handicap - 1000m



16 November 2024 - 13:18

Track Rating: Heavy 8, Weather: Overcast, Rail Position: +2m  
 Entire

Section	Overall	800m	600m	400m	200m
Section Times	1:01.54 [7] (0:13.74)	0:47.80 [3] (0:11.48)	0:36.32 [3] (0:11.99)	0:24.33 [4] (0:11.70)	0:12.63 [4] (0:12.63)
Average Speed [km/h]	52.3	63.0	60.3	61.6	56.9
Top Speed [km/h]	65.5	66.2	62.0	62.4	60.7
Avg. Dist. to Rail [m]	3.9	1.3	0.3	2.0	4.1
Avg. Stride Freq. [Hz]	2.4	2.4	2.4	2.5	2.4
Avg. Stride Length [m]	6.5	7.4	7.1	6.9	6.7



- [ ] Ranking at each section and finish
- .-.- No data available at this section
- NA No data available





Horse/Jockey Name	Emjay Star
Final Rank	8
Fastest Section Time (Section)	0:11.56 (800m)
Top Speed [km/h] (Section)	66.6 (Overall)
Race State	Finished



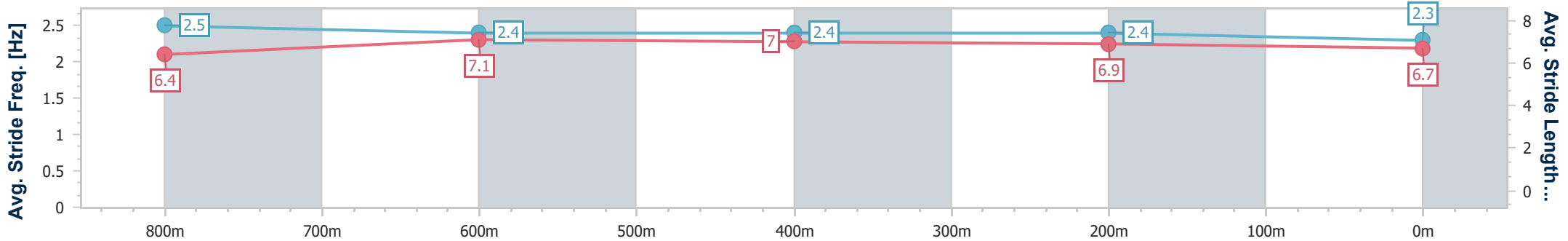
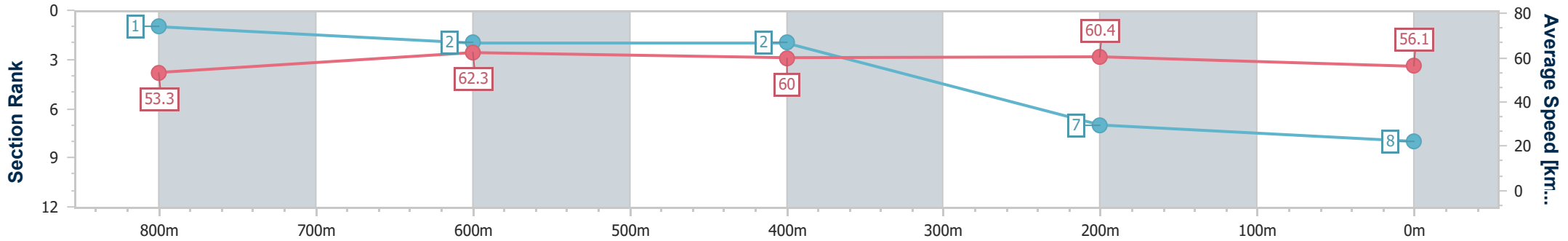
Sunshine Coast QLD Professional  
 Race 1: MARTIN COLLINS AUSTRALIA QTIS Two-Year-Old Handicap - 1000m



16 November 2024 - 13:18

Track Rating: Heavy 8, Weather: Overcast, Rail Position: +2m Entire

Section	Overall	800m	600m	400m	200m
Section Times	1:01.90 [8] (0:13.56)	0:48.34 [1] (0:11.56)	0:36.78 [2] (0:12.00)	0:24.78 [2] (0:11.91)	0:12.87 [7] (0:12.87)
Average Speed [km/h]	53.3	62.3	60.0	60.4	56.1
Top Speed [km/h]	66.6	65.7	62.3	61.5	58.4
Avg. Dist. to Rail [m]	6.1	1.5	0.4	3.4	6.5
Avg. Stride Freq. [Hz]	2.5	2.4	2.4	2.4	2.3
Avg. Stride Length [m]	6.4	7.1	7.0	6.9	6.7



- [ ] Ranking at each section and finish
- .-.- No data available at this section
- NA No data available



# Sunshine Coast QLD Professional

## Race 2: GOLD BULLION AUSTRALIA BENCHMARK 78 Handicap - 1600m

16 November 2024 - 13:54



Track Rating: Heavy 8, Weather: Overcast, Rail Position: +2m Entire

Section		Overall	1400m	1200m	1000m	800m	600m	400m	Last 600m				
Field Times		1:38.99 (0:13.63)	1:25.36 (0:11.61)	1:13.75 (0:12.32)	1:01.43 (0:13.00)	0:48.43 (0:12.92)	0:35.51 (0:11.95)	0:23.56 (0:11.41)	0:35.51				
Rank	TAB Horse/Jockey	Barrier	Top Speed [km/h]	Fastest Section									Distance Travelled [m]
1	10 AERIAL DANCER Ron Stewart	6	64.3 1400m	0:11.41 400m	1:38.99 [1] (0:13.63)	1:25.36 [1] (0:11.61)	1:13.75 [1] (0:12.32)	1:01.43 [1] (0:13.00)	0:48.43 [1] (0:12.92)	0:35.51 [1] (0:11.95)	0:23.56 [1] (0:11.41)	0:35.51	
2	1 EXOTIQUE MISS Cody Collis	1	64.1 Overall	0:11.46 400m	1:39.14 [2] (0:13.72)	1:25.42 [3] (0:11.70)	1:13.72 [3] (0:12.33)	1:01.39 [3] (0:13.07)	0:48.32 [3] (0:12.91)	0:35.41 [4] (0:11.95)	0:23.46 [3] (0:11.46)	0:35.41	+0
3	7 EVOCATOR Luke Dempsey	8	64.9 400m	0:11.33 400m	1:39.23 [3] (0:14.34)	1:24.89 [8] (0:11.85)	1:13.04 [8] (0:12.30)	1:00.74 [8] (0:12.99)	0:47.75 [8] (0:12.74)	0:35.01 [8] (0:11.94)	0:23.07 [8] (0:11.33)	0:35.01	+1
4	5 BULLION BOY James Orman	7	65.1 Overall	0:11.48 400m	1:39.30 [4] (0:13.77)	1:25.53 [4] (0:11.50)	1:14.03 [2] (0:12.37)	1:01.66 [2] (0:13.12)	0:48.54 [2] (0:12.85)	0:35.69 [2] (0:12.03)	0:23.66 [2] (0:11.48)	0:35.69	+3
5	11 INDY ROSE WARRIOR Angela Jones	5	64.1 Overall	0:11.66 400m	1:39.51 [5] (0:13.68)	1:25.83 [2] (0:11.76)	1:14.07 [4] (0:12.40)	1:01.67 [4] (0:13.06)	0:48.61 [4] (0:12.80)	0:35.81 [3] (0:12.01)	0:23.80 [4] (0:11.66)	0:35.81	+4
6	3 WAIRERE FALLS Bailey Wheeler	4	62.9 400m	0:11.58 400m	1:39.74 [6] (0:14.05)	1:25.69 [6] (0:11.91)	1:13.78 [6] (0:12.19)	1:01.59 [6] (0:13.01)	0:48.58 [5] (0:12.79)	0:35.79 [7] (0:11.95)	0:23.84 [6] (0:11.58)	0:35.79	+0
7	8 GOLDEELUCK Andrew Mallyon	2	64.1 Overall	0:11.59 400m	1:40.05 [7] (0:13.93)	1:26.12 [5] (0:11.77)	1:14.35 [5] (0:12.43)	1:01.92 [5] (0:13.04)	0:48.88 [6] (0:12.72)	0:36.16 [5] (0:11.99)	0:24.17 [5] (0:11.59)	0:36.16	+1
8	9 THE HUNGARIAN Brandon Lerena	3	63.9 1400m	0:11.71 400m	1:40.30 [8] (0:14.21)	1:26.09 [7] (0:11.80)	1:14.29 [7] (0:12.36)	1:01.93 [7] (0:13.05)	0:48.88 [7] (0:12.53)	0:36.35 [6] (0:12.01)	0:24.34 [7] (0:11.71)	0:36.35	+4

Scratched: Patton (#4), Koruto (#2), Menazzi (#6)

[ ] Ranking at each section and finish  
 -:-:- No data available at this section  
 NA No data available

SCN Saddle cloth number  
 DNF Did not finish  
 DNT Did not track



# Sunshine Coast QLD Professional

## Race 2: GOLD BULLION AUSTRALIA BENCHMARK 78 Handicap - 1600m

16 November 2024 - 13:54



Track Rating: Heavy 8, Weather: Overcast, Rail Position: +2m Entire

Section				200m				Last 600m	
Field Times				0:12.15 (0:12.15)				0:35.51	
Rank	TAB	Horse/Jockey	Barrier	Top Speed [km/h]	Fastest Section	Margin			Distance Travelled [m]
1	10	<b>AERIAL DANCER</b> Ron Stewart	6	64.3 1400m	0:11.41 400m	0:12.15 [1] (0:12.15)	1:38.99		0:35.51
2	1	<b>EXOTIQUE MISS</b> Cody Collis	1	64.1 Overall	0:11.46 400m	0:12.00 [3] (0:12.00)	0.8L		0:35.41 +0
3	7	<b>EVOCATOR</b> Luke Dempsey	8	64.9 400m	0:11.33 400m	0:11.74 [7] (0:11.74)	1.2L		0:35.01 +1
4	5	<b>BULLION BOY</b> James Orman	7	65.1 Overall	0:11.48 400m	0:12.18 [2] (0:12.18)	1.5L		0:35.69 +3
5	11	<b>INDY ROSE WARRIOR</b> Angela Jones	5	64.1 Overall	0:11.66 400m	0:12.14 [4] (0:12.14)	2.5L		0:35.81 +4
6	3	<b>WAIRERE FALLS</b> Bailey Wheeler	4	62.9 400m	0:11.58 400m	0:12.26 [6] (0:12.26)	3.8L		0:35.79 +0
7	8	<b>GOLDEELUCK</b> Andrew Mallyon	2	64.1 Overall	0:11.59 400m	0:12.58 [5] (0:12.58)	5.6L		0:36.16 +1
8	9	<b>THE HUNGARIAN</b> Brandon Lerena	3	63.9 1400m	0:11.71 400m	0:12.63 [8] (0:12.63)	6.9L		0:36.35 +4

Scratched: Patton (#4), Koruto (#2), Menazzi (#6)

[ ] Ranking at each section and finish  
 -:-:- No data available at this section  
 NA No data available

SCN Saddle cloth number  
 DNF Did not finish  
 DNT Did not track



Horse/Jockey Name	Aerial Dancer
Final Rank	1
Fastest Section Time (Section)	0:11.41 (400m)
Top Speed [km/h] (Section)	64.3 (1400m)
Race State	Finished



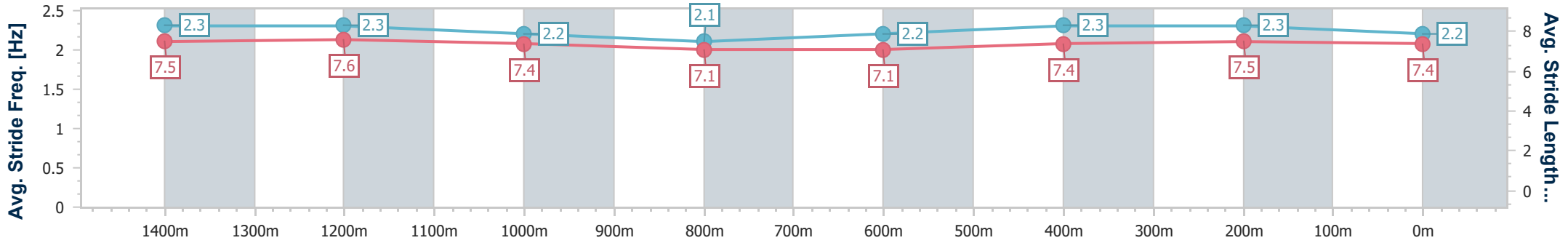
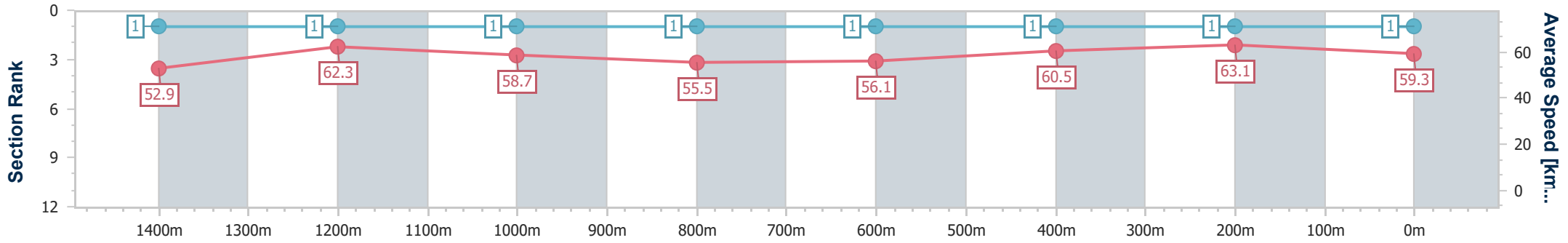
Sunshine Coast QLD Professional  
Race 2: GOLD BULLION AUSTRALIA BENCHMARK 78  
Handicap - 1600m



16 November 2024 - 13:54

Track Rating: Heavy 8, Weather: Overcast, Rail Position: +2m  
Entire

Section	Overall	1400m	1200m	1000m	800m	600m	400m	200m						
Section Times	1:38.99 [1] (0:13.63)	1:25.36 [1] (0:11.61)	1:13.75 [1] (0:12.32)	1:01.43 [1] (0:13.00)	0:48.43 [1] (0:12.92)	0:35.51 [1] (0:11.95)	0:23.56 [1] (0:11.41)	0:12.15 [1] (0:12.15)						
Average Speed [km/h]	52.9	62.3	58.7	55.5	56.1	60.5	63.1	59.3						
Top Speed [km/h]	63.6	64.3	60.4	56.3	58.9	61.7	64.2	62.3						
Avg. Dist. to Rail [m]	8.6	3.0	1.0	1.2	1.2	0.8	6.0	7.2						
Avg. Stride Freq. [Hz]	2.3	2.3	2.2	2.1	2.2	2.3	2.3	2.2						
Avg. Stride Length [m]	7.5	7.6	7.4	7.1	7.1	7.4	7.5	7.4						



- [ ] Ranking at each section and finish
- .-.- No data available at this section
- NA No data available



Horse/Jockey Name	Exotique Miss
Final Rank	2
Fastest Section Time (Section)	0:11.46 (400m)
Top Speed [km/h] (Section)	64.1 (Overall)
Race State	Finished



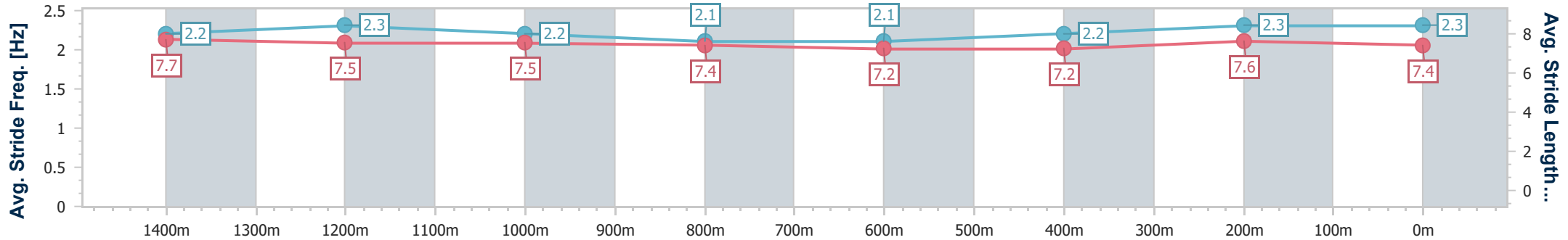
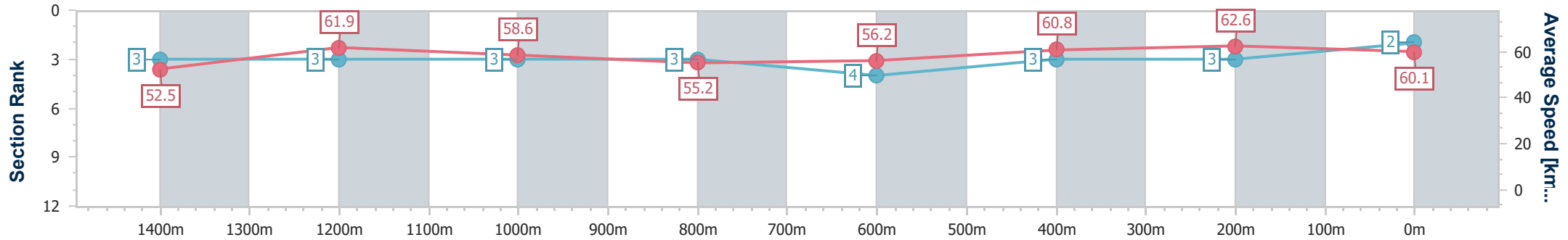
Sunshine Coast QLD Professional  
 Race 2: GOLD BULLION AUSTRALIA BENCHMARK 78  
 Handicap - 1600m



16 November 2024 - 13:54

Track Rating: Heavy 8, Weather: Overcast, Rail Position: +2m  
 Entire

Section	Overall	1400m	1200m	1000m	800m	600m	400m	200m						
Section Times	1:39.14 [2] (0:13.72)	1:25.42 [3] (0:11.70)	1:13.72 [3] (0:12.33)	1:01.39 [3] (0:13.07)	0:48.32 [3] (0:12.91)	0:35.41 [4] (0:11.95)	0:23.46 [3] (0:11.46)	0:12.00 [3] (0:12.00)						
Average Speed [km/h]	52.5	61.9	58.6	55.2	56.2	60.8	62.6	60.1						
Top Speed [km/h]	64.1	62.7	59.9	56.3	59.2	62.2	63.3	62.1						
Avg. Dist. to Rail [m]	3.3	2.2	2.1	2.0	1.2	0.9	5.1	5.7						
Avg. Stride Freq. [Hz]	2.2	2.3	2.2	2.1	2.1	2.2	2.3	2.3						
Avg. Stride Length [m]	7.7	7.5	7.5	7.4	7.2	7.2	7.6	7.4						



- [ ] Ranking at each section and finish
- .-.- No data available at this section
- NA No data available



Horse/Jockey Name	Evocator
Final Rank	3
Fastest Section Time (Section)	0:11.33 (400m)
Top Speed [km/h] (Section)	64.9 (400m)
Race State	Finished



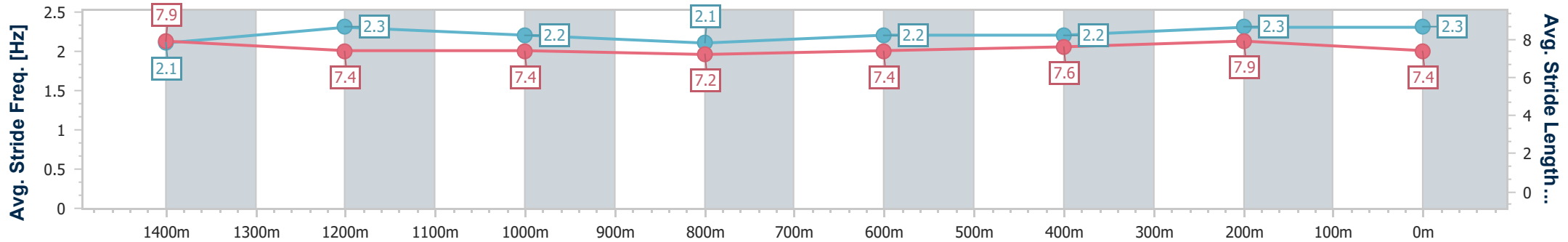
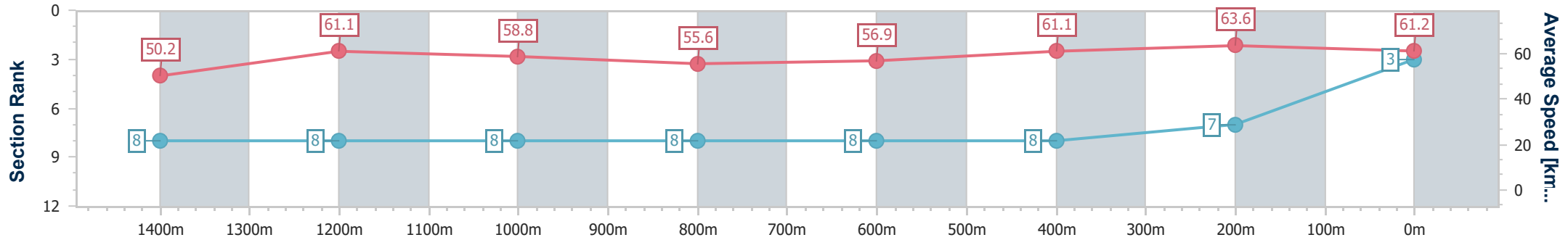
Sunshine Coast QLD Professional  
Race 2: GOLD BULLION AUSTRALIA BENCHMARK 78  
Handicap - 1600m



16 November 2024 - 13:54

Track Rating: Heavy 8, Weather: Overcast, Rail Position: +2m  
Entire

Section	Overall	1400m	1200m	1000m	800m	600m	400m	200m						
Section Times	1:39.23 [3] (0:14.34)	1:24.89 [8] (0:11.85)	1:13.04 [8] (0:12.30)	1:00.74 [8] (0:12.99)	0:47.75 [8] (0:12.74)	0:35.01 [8] (0:11.94)	0:23.07 [8] (0:11.33)	0:11.74 [7] (0:11.74)						
Average Speed [km/h]	50.2	61.1	58.8	55.6	56.9	61.1	63.6	61.2						
Top Speed [km/h]	62.8	62.4	59.8	57.1	59.6	62.3	64.9	62.8						
Avg. Dist. to Rail [m]	8.9	2.5	2.2	2.1	1.5	1.7	7.5	9.5						
Avg. Stride Freq. [Hz]	2.1	2.3	2.2	2.1	2.2	2.2	2.3	2.3						
Avg. Stride Length [m]	7.9	7.4	7.4	7.2	7.4	7.6	7.9	7.4						



- [ ] Ranking at each section and finish
- .-.- No data available at this section
- NA No data available



Horse/Jockey Name	Bullion Boy
Final Rank	4
Fastest Section Time (Section)	0:11.48 (400m)
Top Speed [km/h] (Section)	65.1 (Overall)
Race State	Finished



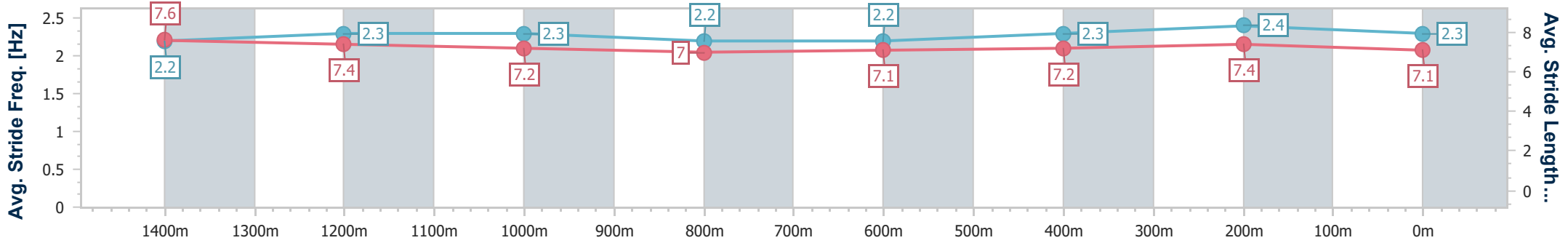
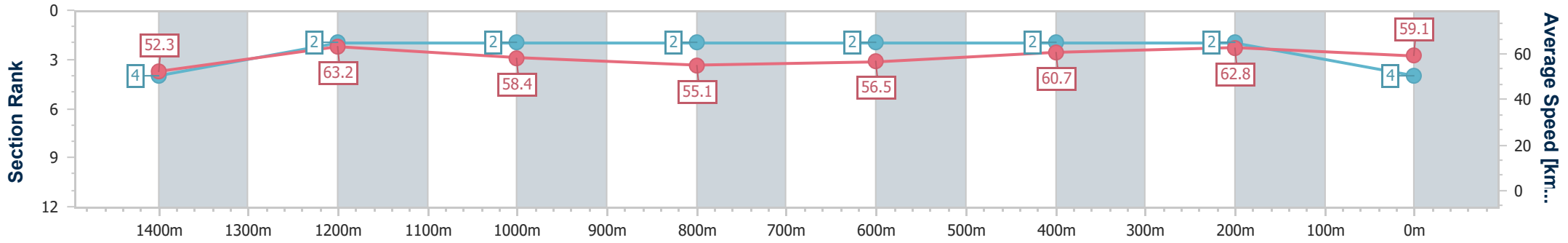
Sunshine Coast QLD Professional  
Race 2: GOLD BULLION AUSTRALIA BENCHMARK 78  
Handicap - 1600m



16 November 2024 - 13:54

Track Rating: Heavy 8, Weather: Overcast, Rail Position: +2m  
Entire

Section	Overall	1400m	1200m	1000m	800m	600m	400m	200m						
Section Times	1:39.30 [4] (0:13.77)	1:25.53 [4] (0:11.50)	1:14.03 [2] (0:12.37)	1:01.66 [2] (0:13.12)	0:48.54 [2] (0:12.85)	0:35.69 [2] (0:12.03)	0:23.66 [2] (0:11.48)	0:12.18 [2] (0:12.18)						
Average Speed [km/h]	52.3	63.2	58.4	55.1	56.5	60.7	62.8	59.1						
Top Speed [km/h]	65.1	65.1	61.1	57.2	59.7	62.5	63.6	62.0						
Avg. Dist. to Rail [m]	9.7	4.3	2.6	2.6	1.7	2.0	7.1	8.6						
Avg. Stride Freq. [Hz]	2.2	2.3	2.3	2.2	2.2	2.3	2.4	2.3						
Avg. Stride Length [m]	7.6	7.4	7.2	7.0	7.1	7.2	7.4	7.1						



- [ ] Ranking at each section and finish
- .-.- No data available at this section
- NA No data available



Horse/Jockey Name	Indy Rose Warrior
Final Rank	5
Fastest Section Time (Section)	0:11.66 (400m)
Top Speed [km/h] (Section)	64.1 (Overall)
Race State	Finished



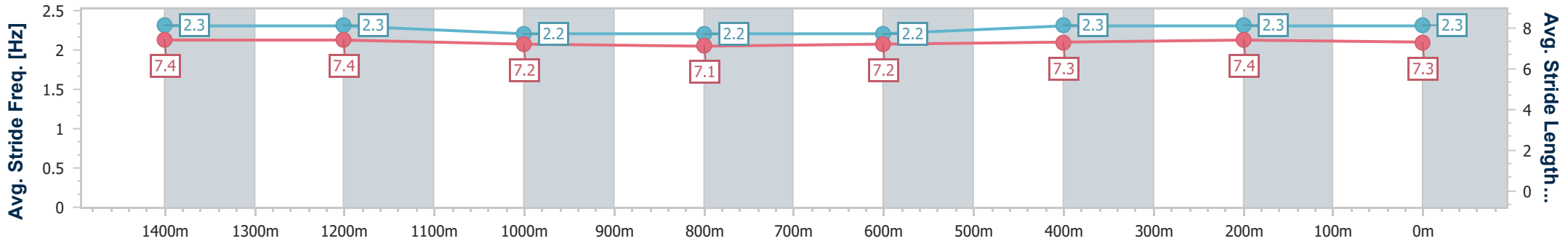
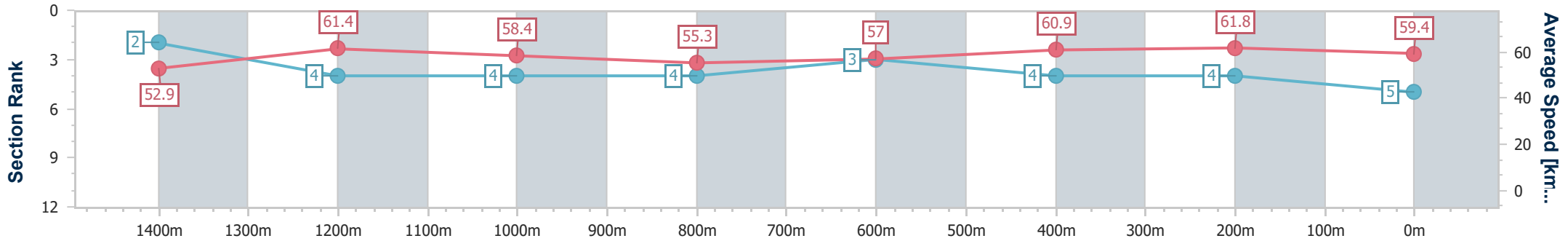
Sunshine Coast QLD Professional  
Race 2: GOLD BULLION AUSTRALIA BENCHMARK 78  
Handicap - 1600m



16 November 2024 - 13:54

Track Rating: Heavy 8, Weather: Overcast, Rail Position: +2m  
Entire

Section	Overall	1400m	1200m	1000m	800m	600m	400m	200m						
Section Times	1:39.51 [5] (0:13.68)	1:25.83 [2] (0:11.76)	1:14.07 [4] (0:12.40)	1:01.67 [4] (0:13.06)	0:48.61 [4] (0:12.80)	0:35.81 [3] (0:12.01)	0:23.80 [4] (0:11.66)	0:12.14 [4] (0:12.14)						
Average Speed [km/h]	52.9	61.4	58.4	55.3	57.0	60.9	61.8	59.4						
Top Speed [km/h]	64.1	62.7	60.2	56.5	59.5	61.9	62.8	60.7						
Avg. Dist. to Rail [m]	7.1	2.8	2.6	2.3	2.1	2.8	8.5	8.5						
Avg. Stride Freq. [Hz]	2.3	2.3	2.2	2.2	2.2	2.3	2.3	2.3						
Avg. Stride Length [m]	7.4	7.4	7.2	7.1	7.2	7.3	7.4	7.3						



- [ ] Ranking at each section and finish
- .-.- No data available at this section
- NA No data available





Horse/Jockey Name	Wairere Falls
Final Rank	6
Fastest Section Time (Section)	0:11.58 (400m)
Top Speed [km/h] (Section)	62.9 (400m)
Race State	Finished



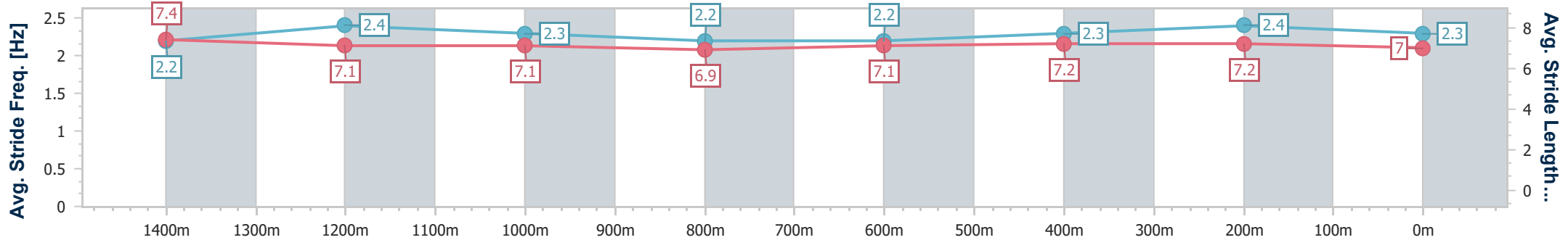
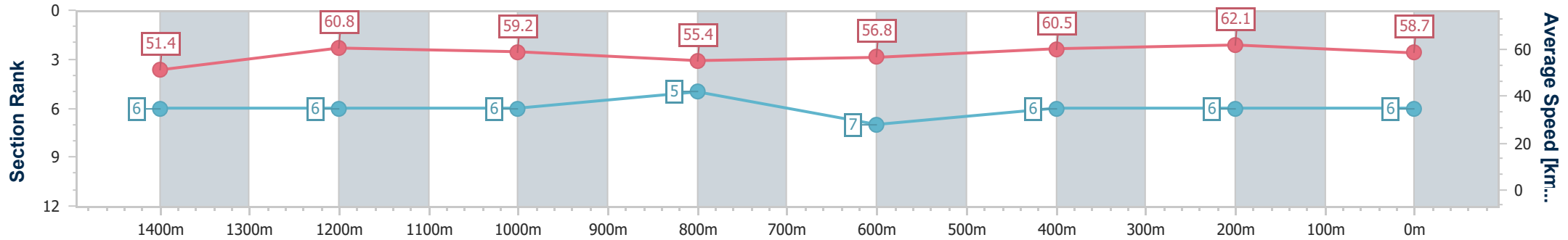
Sunshine Coast QLD Professional  
Race 2: GOLD BULLION AUSTRALIA BENCHMARK 78  
Handicap - 1600m



16 November 2024 - 13:54

Track Rating: Heavy 8, Weather: Overcast, Rail Position: +2m  
Entire

Section	Overall	1400m	1200m	1000m	800m	600m	400m	200m						
Section Times	1:39.74 [6] (0:14.05)	1:25.69 [6] (0:11.91)	1:13.78 [6] (0:12.19)	1:01.59 [6] (0:13.01)	0:48.58 [5] (0:12.79)	0:35.79 [7] (0:11.95)	0:23.84 [6] (0:11.58)	0:12.26 [6] (0:12.26)						
Average Speed [km/h]	51.4	60.8	59.2	55.4	56.8	60.5	62.1	58.7						
Top Speed [km/h]	61.4	62.0	60.7	57.3	58.1	62.0	62.9	61.5						
Avg. Dist. to Rail [m]	5.9	2.9	1.7	1.6	0.9	0.8	5.7	6.2						
Avg. Stride Freq. [Hz]	2.2	2.4	2.3	2.2	2.2	2.3	2.4	2.3						
Avg. Stride Length [m]	7.4	7.1	7.1	6.9	7.1	7.2	7.2	7.0						



- [ ] Ranking at each section and finish
- .-.- No data available at this section
- NA No data available



Horse/Jockey Name	Goldeeluck
Final Rank	7
Fastest Section Time (Section)	0:11.59 (400m)
Top Speed [km/h] (Section)	64.1 (Overall)
Race State	Finished



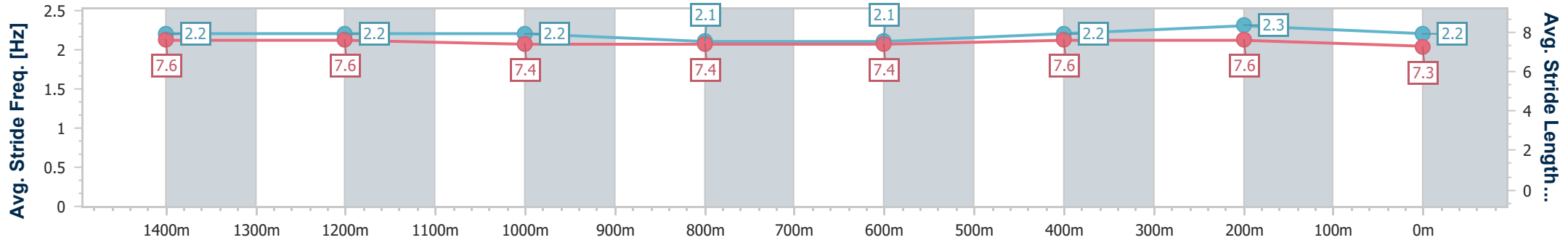
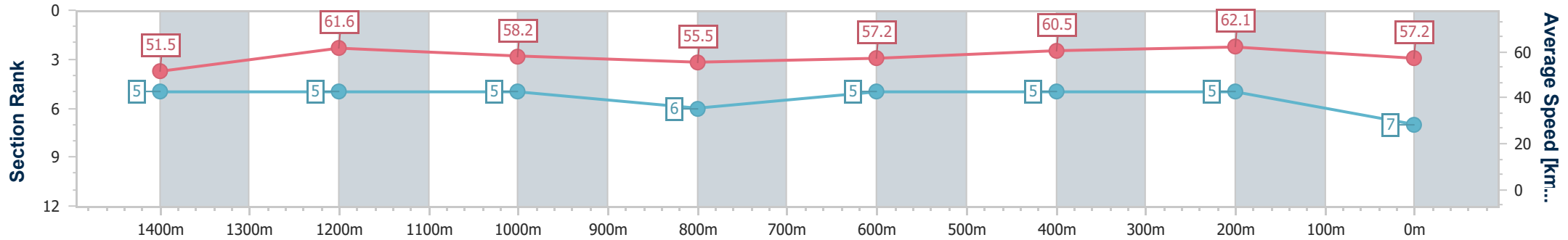
Sunshine Coast QLD Professional  
Race 2: GOLD BULLION AUSTRALIA BENCHMARK 78  
Handicap - 1600m



16 November 2024 - 13:54

Track Rating: Heavy 8, Weather: Overcast, Rail Position: +2m  
Entire

Section	Overall	1400m	1200m	1000m	800m	600m	400m	200m						
Section Times	1:40.05 [7] (0:13.93)	1:26.12 [5] (0:11.77)	1:14.35 [5] (0:12.43)	1:01.92 [5] (0:13.04)	0:48.88 [6] (0:12.72)	0:36.16 [5] (0:11.99)	0:24.17 [5] (0:11.59)	0:12.58 [5] (0:12.58)						
Average Speed [km/h]	51.5	61.6	58.2	55.5	57.2	60.5	62.1	57.2						
Top Speed [km/h]	64.1	63.0	60.2	56.7	58.7	61.7	62.8	60.3						
Avg. Dist. to Rail [m]	4.6	2.9	3.1	2.7	1.3	1.2	6.1	7.3						
Avg. Stride Freq. [Hz]	2.2	2.2	2.2	2.1	2.1	2.2	2.3	2.2						
Avg. Stride Length [m]	7.6	7.6	7.4	7.4	7.4	7.6	7.6	7.3						



- [ ] Ranking at each section and finish
- .-.- No data available at this section
- NA No data available



Horse/Jockey Name	The Hungarian
Final Rank	8
Fastest Section Time (Section)	0:11.71 (400m)
Top Speed [km/h] (Section)	63.9 (1400m)
Race State	Finished



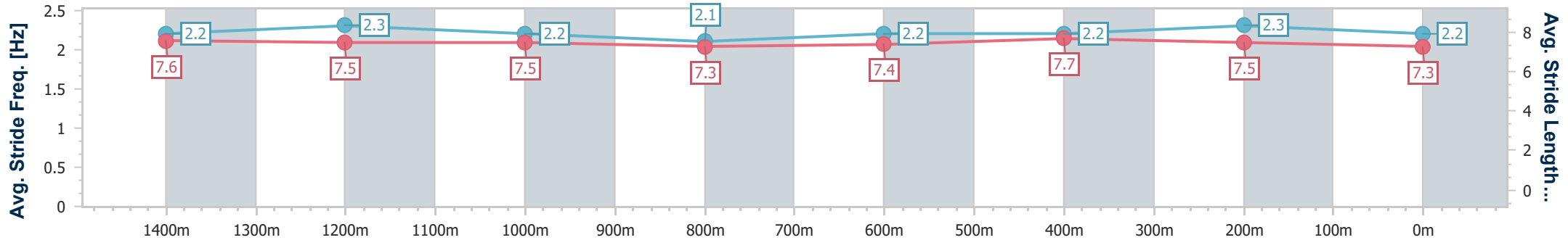
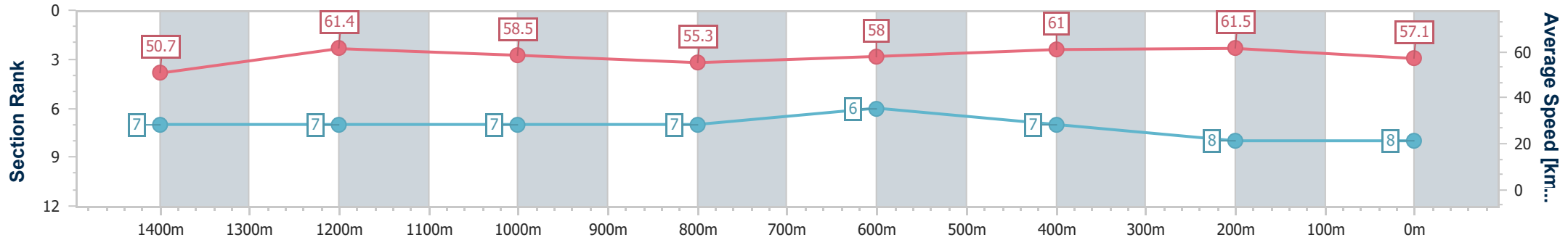
Sunshine Coast QLD Professional  
Race 2: GOLD BULLION AUSTRALIA BENCHMARK 78  
Handicap - 1600m



16 November 2024 - 13:54

Track Rating: Heavy 8, Weather: Overcast, Rail Position: +2m  
Entire

Section	Overall	1400m	1200m	1000m	800m	600m	400m	200m						
Section Times	1:40.30 [8] (0:14.21)	1:26.09 [7] (0:11.80)	1:14.29 [7] (0:12.36)	1:01.93 [7] (0:13.05)	0:48.88 [7] (0:12.53)	0:36.35 [6] (0:12.01)	0:24.34 [7] (0:11.71)	0:12.63 [8] (0:12.63)						
Average Speed [km/h]	50.7	61.4	58.5	55.3	58.0	61.0	61.5	57.1						
Top Speed [km/h]	62.4	63.9	60.4	55.9	61.2	61.9	62.4	60.5						
Avg. Dist. to Rail [m]	5.7	3.4	3.0	2.3	1.3	3.1	10.0	10.7						
Avg. Stride Freq. [Hz]	2.2	2.3	2.2	2.1	2.2	2.2	2.3	2.2						
Avg. Stride Length [m]	7.6	7.5	7.5	7.3	7.4	7.7	7.5	7.3						



- [ ] Ranking at each section and finish
- .-.- No data available at this section
- NA No data available



# Sunshine Coast QLD Professional

## Race 3: TRAVIS SCHULTZ & PARTNERS BENCHMARK 85 Handicap - 1200m

16 November 2024 - 14:28



Track Rating: Heavy 8, Weather: Overcast, Rail Position: +2m Entire

Section												Last 600m	
Field Times		Overall	1000m	800m	600m	400m	200m						0:35.01
		1:12.22 (0:13.69)	0:58.53 (0:11.62)	0:46.91 (0:11.90)	0:35.01 (0:11.69)	0:23.32 (0:11.22)	0:12.10 (0:12.10)						
Rank	TAB Horse/Jockey	Barrier	Top Speed [km/h]	Fastest Section								Margin	Distance Travelled [m]
1	3 I AM ARTIE James Orman	1	65.3 400m	0:11.17 400m	1:12.22 [1] (0:13.83)	0:58.39 [2] (0:11.89)	0:46.50 [5] (0:11.82)	0:34.68 [4] (0:11.65)	0:23.03 [5] (0:11.17)	0:11.86 [2] (0:11.86)	1:12.22	0:34.68	
2	1 GOLDSBOROUGH Emily Lang	6	65.4 400m	0:11.22 400m	1:12.26 [2] (0:13.69)	0:58.57 [1] (0:11.62)	0:46.95 [1] (0:11.90)	0:35.05 [1] (0:11.69)	0:23.36 [1] (0:11.22)	0:12.14 [1] (0:12.14)	0.2L	0:35.05	+4
3	10 FASTCONI Nikita Beriman	3	65.1 400m	0:11.13 400m	1:12.64 [3] (0:14.08)	0:58.56 [4] (0:11.77)	0:46.79 [6] (0:11.94)	0:34.85 [6] (0:11.64)	0:23.21 [6] (0:11.13)	0:12.08 [6] (0:12.08)	2.2L	0:34.85	+2
4	5 BEWS Cody Collis	5	65.0 400m	0:11.21 400m	1:12.64 [4] (0:14.42)	0:58.22 [7] (0:11.55)	0:46.67 [7] (0:11.92)	0:34.75 [8] (0:11.56)	0:23.19 [8] (0:11.21)	0:11.98 [8] (0:11.98)	2.3L	0:34.75	+2
5	8 OUR MAGNUS Andrew Mallyon	4	64.2 600m	0:11.35 400m	1:12.68 [5] (0:14.10)	0:58.58 [5] (0:11.59)	0:46.99 [4] (0:12.03)	0:34.96 [5] (0:11.44)	0:23.52 [4] (0:11.35)	0:12.17 [4] (0:12.17)	2.5L	0:34.96	+1
6	7 EN POINTE Bailey Wheeler	8	65.5 Overall	0:11.35 400m	1:12.70 [6] (0:13.83)	0:58.87 [3] (0:11.64)	0:47.23 [2] (0:11.87)	0:35.36 [2] (0:11.67)	0:23.69 [2] (0:11.35)	0:12.34 [3] (0:12.34)	2.6L	0:35.36	+5
7	6 TARA JASMINE Samantha Collett	2	65.6 400m	0:11.20 400m	1:12.94 [7] (0:14.43)	0:58.51 [8] (0:11.73)	0:46.78 [8] (0:11.64)	0:35.14 [7] (0:11.64)	0:23.50 [7] (0:11.20)	0:12.30 [7] (0:12.30)	3.9L	0:35.14	+10
8	4 RALPHIE Angela Jones	7	64.5 400m	0:11.38 400m	1:13.01 [8] (0:14.14)	0:58.87 [6] (0:11.46)	0:47.41 [3] (0:11.78)	0:35.63 [3] (0:11.76)	0:23.87 [3] (0:11.38)	0:12.49 [5] (0:12.49)	4.2L	0:35.63	+7

Scratched: Ovidius (#2), American President (#9)

[ ] Ranking at each section and finish  
 -:-:- No data available at this section  
 NA No data available

SCN Saddle cloth number  
 DNF Did not finish  
 DNT Did not track



Horse/Jockey Name	I Am Artie
Final Rank	1
Fastest Section Time (Section)	0:11.17 (400m)
Top Speed [km/h] (Section)	65.3 (400m)
Race State	Finished



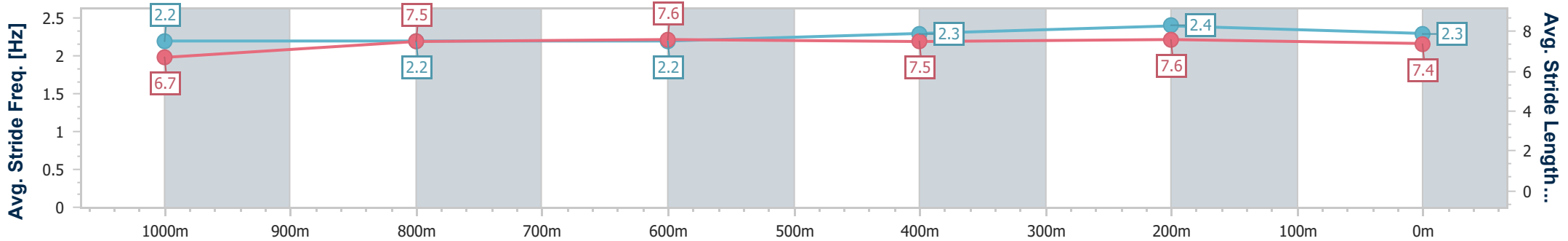
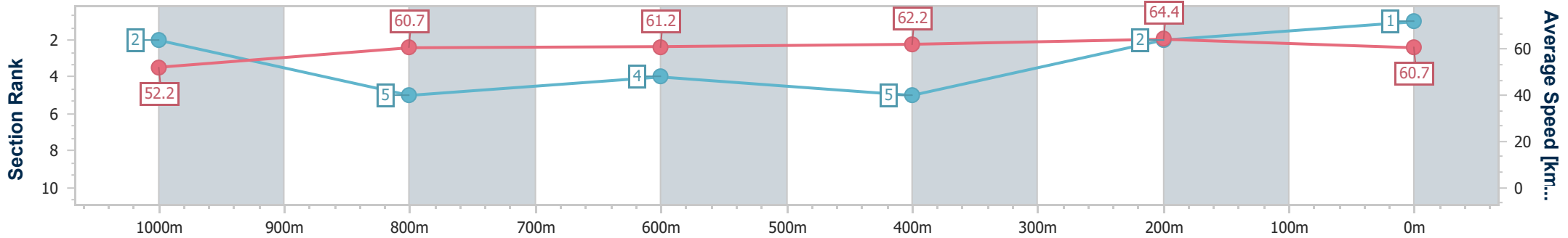
Sunshine Coast QLD Professional  
 Race 3: TRAVIS SCHULTZ & PARTNERS BENCHMARK 85  
 Handicap - 1200m



16 November 2024 - 14:28

Track Rating: Heavy 8, Weather: Overcast, Rail Position: +2m  
 Entire

Section	Overall	1000m	800m	600m	400m	200m
Section Times	1:12.22 [1] (0:13.83)	0:58.39 [2] (0:11.89)	0:46.50 [5] (0:11.82)	0:34.68 [4] (0:11.65)	0:23.03 [5] (0:11.17)	0:11.86 [2] (0:11.86)
Average Speed [km/h]	52.2	60.7	61.2	62.2	64.4	60.7
Top Speed [km/h]	64.2	63.1	63.2	63.6	65.3	63.9
Avg. Dist. to Rail [m]	3.9	2.4	0.6	1.1	4.1	6.6
Avg. Stride Freq. [Hz]	2.2	2.2	2.2	2.3	2.4	2.3
Avg. Stride Length [m]	6.7	7.5	7.6	7.5	7.6	7.4



- [ ] Ranking at each section and finish
- .-.- No data available at this section
- NA No data available



Horse/Jockey Name	Goldsborough
Final Rank	2
Fastest Section Time (Section)	0:11.22 (400m)
Top Speed [km/h] (Section)	65.4 (400m)
Race State	Finished



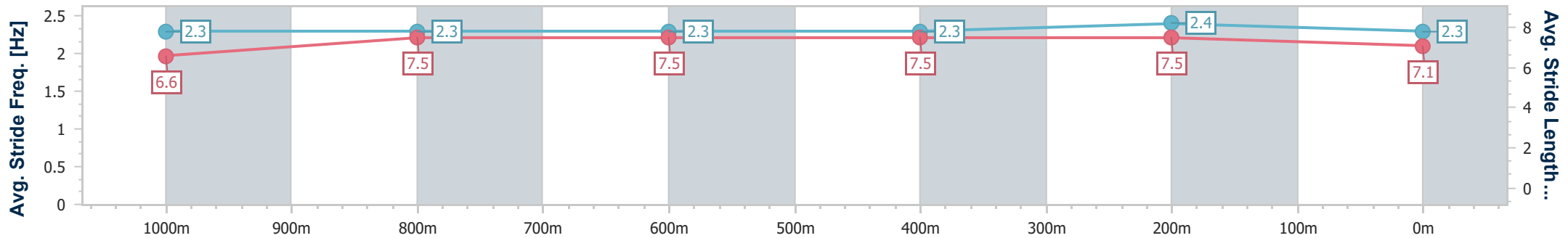
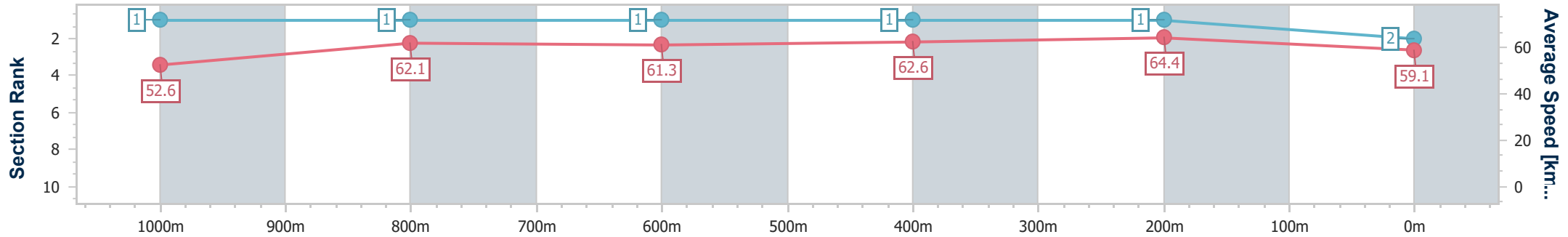
Sunshine Coast QLD Professional  
Race 3: TRAVIS SCHULTZ & PARTNERS BENCHMARK 85  
Handicap - 1200m



16 November 2024 - 14:28

Track Rating: Heavy 8, Weather: Overcast, Rail Position: +2m  
Entire

Section	Overall	1000m	800m	600m	400m	200m
Section Times	1:12.26 [2] (0:13.69)	0:58.57 [1] (0:11.62)	0:46.95 [1] (0:11.90)	0:35.05 [1] (0:11.69)	0:23.36 [1] (0:11.22)	0:12.14 [1] (0:12.14)
Average Speed [km/h]	52.6	62.1	61.3	62.6	64.4	59.1
Top Speed [km/h]	64.3	64.6	62.6	64.5	65.4	62.6
Avg. Dist. to Rail [m]	6.9	2.5	2.1	2.8	4.8	4.8
Avg. Stride Freq. [Hz]	2.3	2.3	2.3	2.3	2.4	2.3
Avg. Stride Length [m]	6.6	7.5	7.5	7.5	7.5	7.1



- [ ] Ranking at each section and finish
- .-.- No data available at this section
- NA No data available



Horse/Jockey Name	Fastconi
Final Rank	3
Fastest Section Time (Section)	0:11.13 (400m)
Top Speed [km/h] (Section)	65.1 (400m)
Race State	Finished



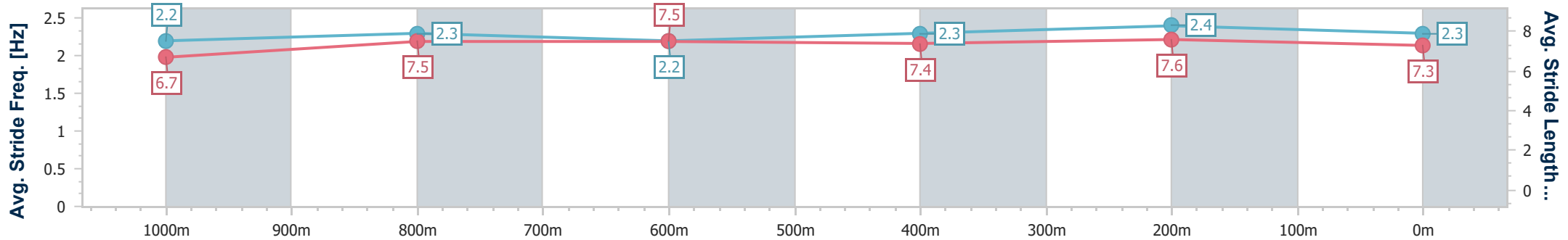
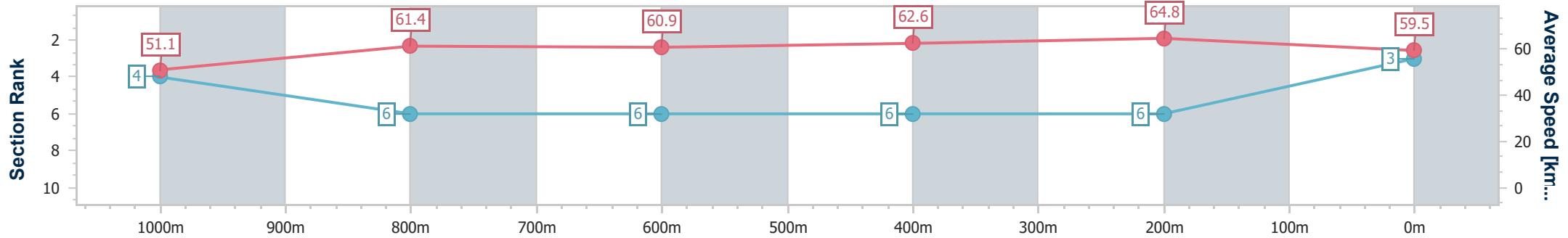
Sunshine Coast QLD Professional  
 Race 3: TRAVIS SCHULTZ & PARTNERS BENCHMARK 85  
 Handicap - 1200m



16 November 2024 - 14:28

Track Rating: Heavy 8, Weather: Overcast, Rail Position: +2m  
 Entire

Section	Overall	1000m	800m	600m	400m	200m								
Section Times	1:12.64 [3] (0:14.08)	0:58.56 [4] (0:11.77)	0:46.79 [6] (0:11.94)	0:34.85 [6] (0:11.64)	0:23.21 [6] (0:11.13)	0:12.08 [6] (0:12.08)								
Average Speed [km/h]	51.1	61.4	60.9	62.6	64.8	59.5								
Top Speed [km/h]	64.0	63.2	63.4	64.6	65.1	63.1								
Avg. Dist. to Rail [m]	4.9	2.1	1.6	2.0	2.8	3.2								
Avg. Stride Freq. [Hz]	2.2	2.3	2.2	2.3	2.4	2.3								
Avg. Stride Length [m]	6.7	7.5	7.5	7.4	7.6	7.3								



- [ ] Ranking at each section and finish
- .-.- No data available at this section
- NA No data available



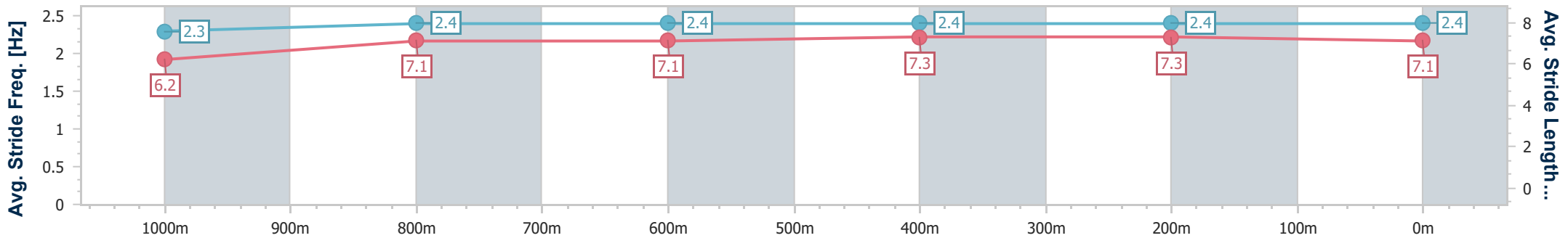
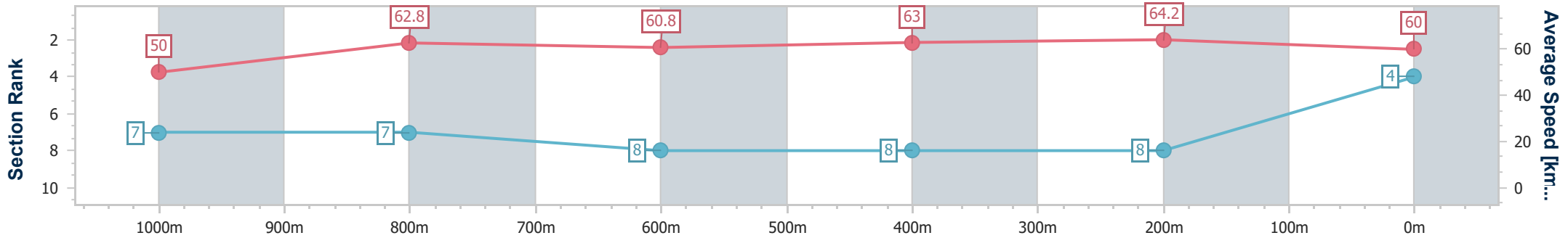
Horse/Jockey Name	Bews
Final Rank	4
Fastest Section Time (Section)	0:11.21 (400m)
Top Speed [km/h] (Section)	65.0 (400m)
Race State	Finished



Sunshine Coast QLD Professional  
 Race 3: TRAVIS SCHULTZ & PARTNERS BENCHMARK 85  
 Handicap - 1200m  
 16 November 2024 - 14:28  
 Track Rating: Heavy 8, Weather: Overcast, Rail Position: +2m  
 Entire



Section	Overall	1000m	800m	600m	400m	200m
Section Times	1:12.64 [4] (0:14.42)	0:58.22 [7] (0:11.55)	0:46.67 [7] (0:11.92)	0:34.75 [8] (0:11.56)	0:23.19 [8] (0:11.21)	0:11.98 [8] (0:11.98)
Average Speed [km/h]	50.0	62.8	60.8	63.0	64.2	60.0
Top Speed [km/h]	62.9	63.5	63.0	63.8	65.0	63.1
Avg. Dist. to Rail [m]	6.4	3.5	1.5	1.6	4.1	4.9
Avg. Stride Freq. [Hz]	2.3	2.4	2.4	2.4	2.4	2.4
Avg. Stride Length [m]	6.2	7.1	7.1	7.3	7.3	7.1



- [ ] Ranking at each section and finish
- .-.- No data available at this section
- NA No data available





Horse/Jockey Name	Our Magnus
Final Rank	5
Fastest Section Time (Section)	0:11.35 (400m)
Top Speed [km/h] (Section)	64.2 (600m)
Race State	Finished



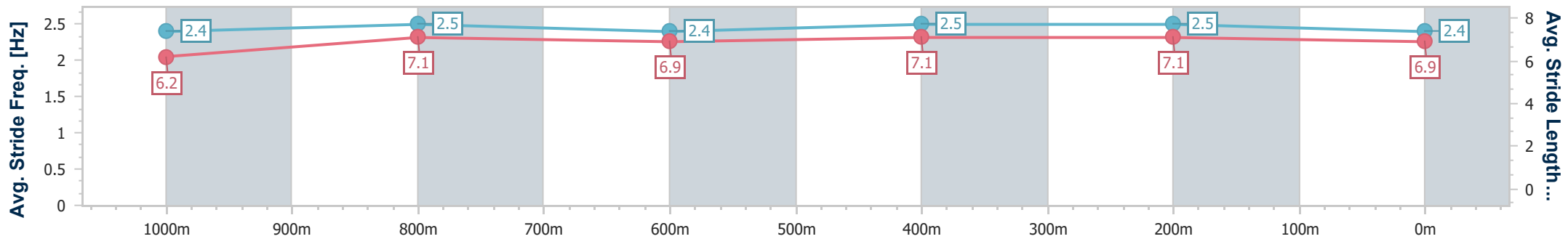
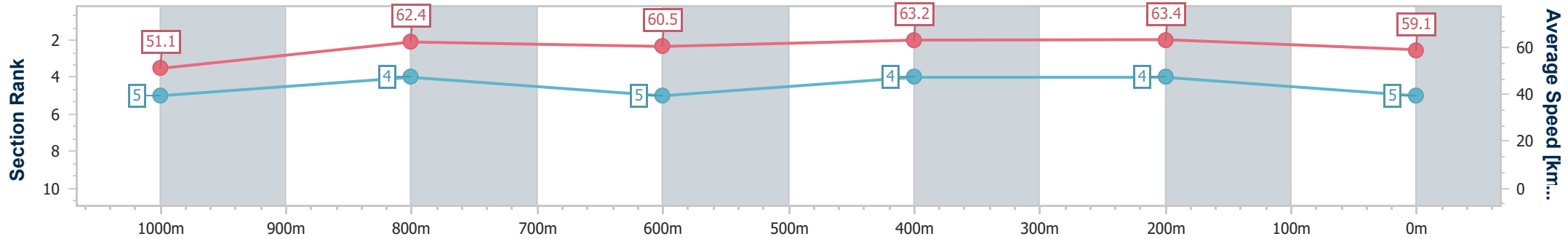
Sunshine Coast QLD Professional  
 Race 3: TRAVIS SCHULTZ & PARTNERS BENCHMARK 85  
 Handicap - 1200m



16 November 2024 - 14:28

Track Rating: Heavy 8, Weather: Overcast, Rail Position: +2m  
 Entire

Section	Overall	1000m	800m	600m	400m	200m								
Section Times	1:12.68 [5] (0:14.10)	0:58.58 [5] (0:11.59)	0:46.99 [4] (0:12.03)	0:34.96 [5] (0:11.44)	0:23.52 [4] (0:11.35)	0:12.17 [4] (0:12.17)								
Average Speed [km/h]	51.1	62.4	60.5	63.2	63.4	59.1								
Top Speed [km/h]	63.5	63.8	63.6	64.2	64.0	61.7								
Avg. Dist. to Rail [m]	6.3	2.9	1.2	1.5	5.3	9.0								
Avg. Stride Freq. [Hz]	2.4	2.5	2.4	2.5	2.5	2.4								
Avg. Stride Length [m]	6.2	7.1	6.9	7.1	7.1	6.9								



- [ ] Ranking at each section and finish
- .-.- No data available at this section
- NA No data available



Horse/Jockey Name	En Pointe
Final Rank	6
Fastest Section Time (Section)	0:11.35 (400m)
Top Speed [km/h] (Section)	65.5 (Overall)
Race State	Finished



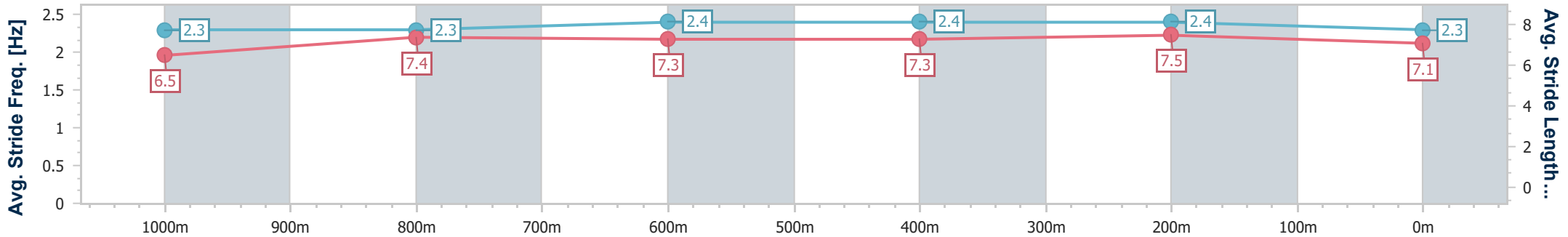
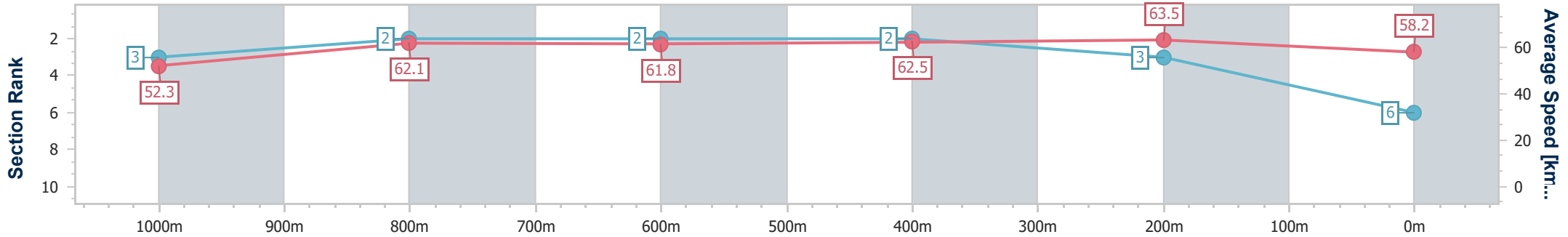
Sunshine Coast QLD Professional  
Race 3: TRAVIS SCHULTZ & PARTNERS BENCHMARK 85  
Handicap - 1200m



16 November 2024 - 14:28

Track Rating: Heavy 8, Weather: Overcast, Rail Position: +2m  
Entire

Section	Overall	1000m	800m	600m	400m	200m								
Section Times	1:12.70 [6] (0:13.83)	0:58.87 [3] (0:11.64)	0:47.23 [2] (0:11.87)	0:35.36 [2] (0:11.67)	0:23.69 [2] (0:11.35)	0:12.34 [3] (0:12.34)								
Average Speed [km/h]	52.3	62.1	61.8	62.5	63.5	58.2								
Top Speed [km/h]	65.5	63.8	63.3	63.4	64.2	61.6								
Avg. Dist. to Rail [m]	9.6	3.6	2.5	2.6	4.9	6.6								
Avg. Stride Freq. [Hz]	2.3	2.3	2.4	2.4	2.4	2.3								
Avg. Stride Length [m]	6.5	7.4	7.3	7.3	7.5	7.1								



- [ ] Ranking at each section and finish
- .-.- No data available at this section
- NA No data available



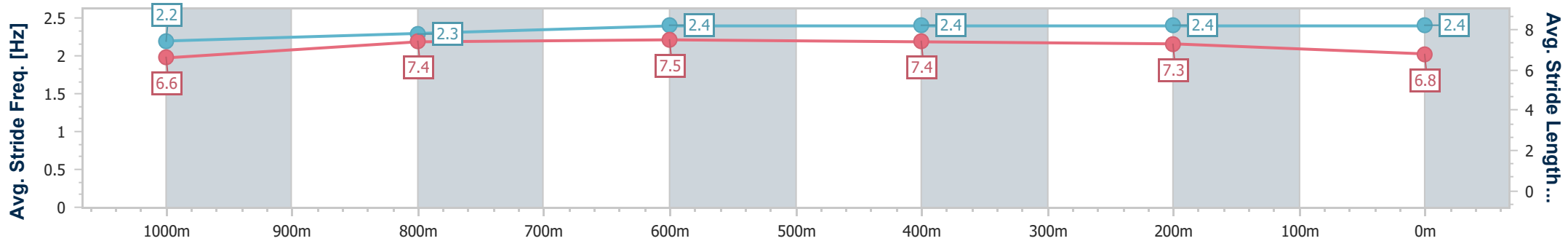
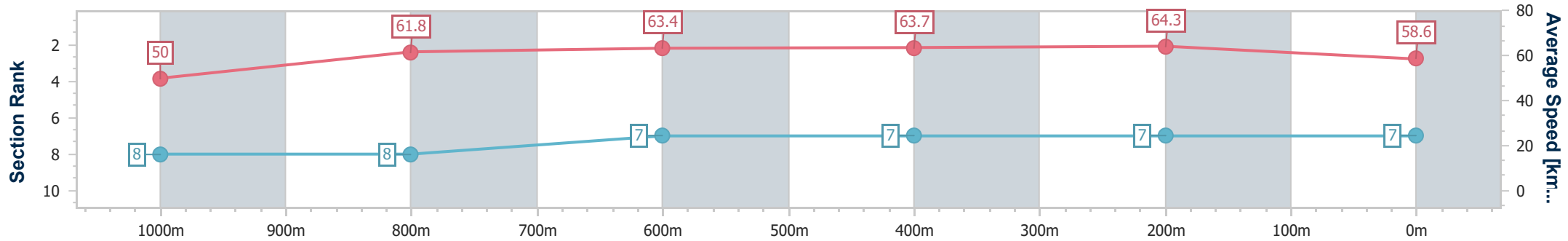
Horse/Jockey Name	Tara Jasmine
Final Rank	7
Fastest Section Time (Section)	0:11.20 (400m)
Top Speed [km/h] (Section)	65.6 (400m)
Race State	Finished



Sunshine Coast QLD Professional  
 Race 3: TRAVIS SCHULTZ & PARTNERS BENCHMARK 85  
 Handicap - 1200m  
 16 November 2024 - 14:28  
 Track Rating: Heavy 8, Weather: Overcast, Rail Position: +2m  
 Entire



Section	Overall	1000m	800m	600m	400m	200m							
Section Times	1:12.94 [7] (0:14.43)	0:58.51 [8] (0:11.73)	0:46.78 [8] (0:11.64)	0:35.14 [7] (0:11.64)	0:23.50 [7] (0:11.20)	0:12.30 [7] (0:12.30)							
Average Speed [km/h]	50.0	61.8	63.4	63.7	64.3	58.6							
Top Speed [km/h]	63.2	63.3	65.1	65.3	65.6	62.2							
Avg. Dist. to Rail [m]	5.3	3.6	3.9	4.9	8.0	10.0							
Avg. Stride Freq. [Hz]	2.2	2.3	2.4	2.4	2.4	2.4							
Avg. Stride Length [m]	6.6	7.4	7.5	7.4	7.3	6.8							



- [ ] Ranking at each section and finish
- .-.- No data available at this section
- NA No data available



Horse/Jockey Name	Ralphie
Final Rank	8
Fastest Section Time (Section)	0:11.38 (400m)
Top Speed [km/h] (Section)	64.5 (400m)
Race State	Finished



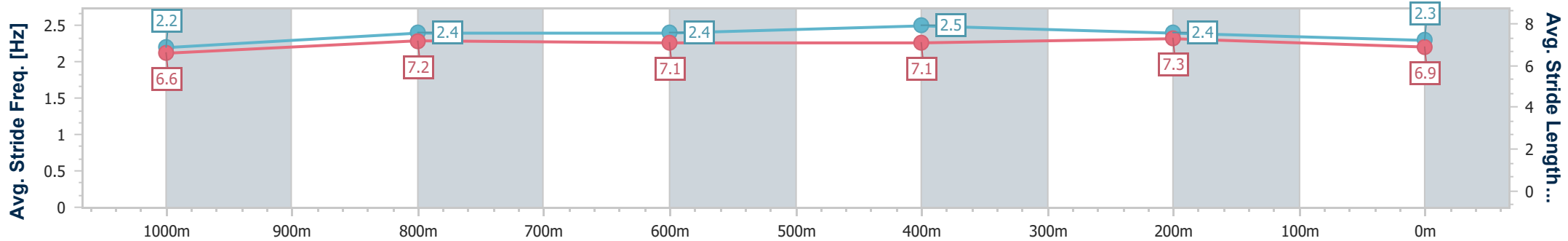
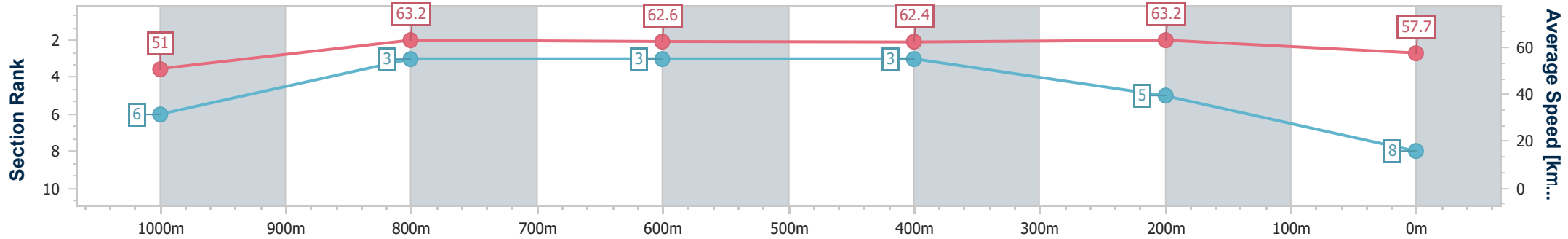
Sunshine Coast QLD Professional  
 Race 3: TRAVIS SCHULTZ & PARTNERS BENCHMARK 85  
 Handicap - 1200m



16 November 2024 - 14:28

Track Rating: Heavy 8, Weather: Overcast, Rail Position: +2m  
 Entire

Section	Overall	1000m	800m	600m	400m	200m
Section Times	1:13.01 [8] (0:14.14)	0:58.87 [6] (0:11.46)	0:47.41 [3] (0:11.78)	0:35.63 [3] (0:11.76)	0:23.87 [3] (0:11.38)	0:12.49 [5] (0:12.49)
Average Speed [km/h]	51.0	63.2	62.6	62.4	63.2	57.7
Top Speed [km/h]	63.6	64.2	64.1	64.0	64.5	62.0
Avg. Dist. to Rail [m]	8.6	4.2	3.5	3.4	6.3	8.9
Avg. Stride Freq. [Hz]	2.2	2.4	2.4	2.5	2.4	2.3
Avg. Stride Length [m]	6.6	7.2	7.1	7.1	7.3	6.9



- [ ] Ranking at each section and finish
- .-.- No data available at this section
- NA No data available



# Sunshine Coast QLD Professional

## Race 4: HIGGINS COATINGS BENCHMARK 68 Handicap - 1800m

16 November 2024 - 15:03



Track Rating: Heavy 8, Weather: Overcast, Rail Position: +2m Entire

Section		Overall	1600m	1400m	1200m	1000m	800m	600m	Last 600m				
Field Times		1:52.03 (0:14.28)	1:37.75 (0:11.33)	1:26.42 (0:11.72)	1:14.70 (0:12.20)	1:02.50 (0:12.76)	0:49.74 (0:12.65)	0:37.09 (0:12.67)	0:37.09				
Rank	TAB Horse/Jockey	Barrier	Top Speed [km/h]	Fastest Section									Distance Travelled [m]
1	16 JEALOUS Mark Du Plessis	11	63.4 1400m	0:11.64 400m	1:52.03 [1] (0:15.10)	1:36.93 [13] (0:12.04)	1:24.89 [12] (0:11.68)	1:13.21 [12] (0:12.25)	1:00.96 [11] (0:12.66)	0:48.30 [11] (0:12.34)	0:35.96 [10] (0:11.97)	0:35.96	
2	11 MISS CHENERY Andrew Mallyon	3	62.7 1400m	0:11.65 1400m	1:52.14 [2] (0:14.83)	1:37.31 [9] (0:11.86)	1:25.45 [9] (0:11.65)	1:13.80 [8] (0:12.10)	1:01.70 [8] (0:12.78)	0:48.92 [7] (0:12.29)	0:36.63 [6] (0:12.26)	0:36.63	-8
3	8 RASHFORD James Orman	8	63.8 1400m	0:11.57 1400m	1:52.87 [3] (0:15.04)	1:37.83 [12] (0:11.97)	1:25.86 [11] (0:11.57)	1:14.29 [10] (0:12.18)	1:02.11 [9] (0:12.71)	0:49.40 [9] (0:12.37)	0:37.03 [8] (0:12.19)	0:37.03	-1
4	14 UMETINI Angela Jones	2	64.5 1600m	0:11.44 1600m	1:52.99 [4] (0:14.45)	1:38.54 [5] (0:11.44)	1:27.10 [6] (0:11.97)	1:15.13 [6] (0:12.26)	1:02.87 [6] (0:12.77)	0:50.10 [5] (0:12.40)	0:37.70 [4] (0:12.34)	0:37.70	-3
5	18 GULF OF SAROS Luke Tarrant	1	65.5 1600m	0:11.35 1600m	1:53.21 [5] (0:14.50)	1:38.71 [6] (0:11.35)	1:27.36 [4] (0:11.76)	1:15.60 [5] (0:12.28)	1:03.32 [3] (0:12.79)	0:50.53 [3] (0:12.46)	0:38.07 [3] (0:12.60)	0:38.07	-11
6	5 THESECONDATPORTSEA Cody Collis	9	66.3 1600m	0:11.23 1600m	1:53.22 [6] (0:14.38)	1:38.84 [4] (0:11.23)	1:27.61 [1] (0:11.72)	1:15.89 [2] (0:12.20)	1:03.69 [1] (0:12.76)	0:50.93 [1] (0:12.65)	0:38.28 [1] (0:12.67)	0:38.28	-4
7	1 LATELY Emily Lang	5	63.5 1400m	0:11.78 1400m	1:53.27 [7] (0:14.74)	1:38.53 [8] (0:11.90)	1:26.63 [8] (0:11.78)	1:14.85 [9] (0:12.36)	1:02.49 [10] (0:12.90)	0:49.59 [10] (0:12.42)	0:37.17 [11] (0:12.20)	0:37.17	+0
8	6 RING BEARER Nikita Beriman	6	65.5 1600m	0:11.36 1600m	1:53.67 [8] (0:14.34)	1:39.33 [3] (0:11.36)	1:27.97 [2] (0:11.88)	1:16.09 [4] (0:12.51)	1:03.58 [5] (0:12.94)	0:50.64 [6] (0:12.57)	0:38.07 [7] (0:12.56)	0:38.07	+4
9	9 ICHIBAN Bailey Wheeler	7	62.4 1400m	0:11.75 1400m	1:53.88 [9] (0:14.99)	1:38.89 [10] (0:11.92)	1:26.97 [10] (0:11.75)	1:15.22 [11] (0:12.55)	1:02.67 [12] (0:12.74)	0:49.93 [12] (0:12.49)	0:37.44 [12] (0:12.27)	0:37.44	-3
10	17 TOOLATEMATE Taylor Marshall	4	64.1 1600m	0:11.54 1600m	1:53.90 [10] (0:14.62)	1:39.28 [7] (0:11.54)	1:27.74 [7] (0:12.00)	1:15.74 [7] (0:12.18)	1:03.56 [7] (0:12.96)	0:50.60 [8] (0:12.54)	0:38.06 [8] (0:12.45)	0:38.06	+3

Scratched: The Hungarian (#2), Indy Rose Warrior (#7), Hallside Martini (#15), Aichi Icon (#3), Second Sun (#13)

[ ] Ranking at each section and finish  
 -:-:- No data available at this section  
 NA No data available

SCN Saddle cloth number  
 DNF Did not finish  
 DNT Did not track



**Sunshine Coast QLD Professional**  
**Race 4: HIGGINS COATINGS BENCHMARK 68 Handicap - 1800m**  
**16 November 2024 - 15:03**



Track Rating: Heavy 8, Weather: Overcast, Rail Position: +2m Entire

Section		Overall	1600m	1400m	1200m	1000m	800m	600m	Last 600m					
Field Times		1:52.03 (0:14.28)	1:37.75 (0:11.33)	1:26.42 (0:11.72)	1:14.70 (0:12.20)	1:02.50 (0:12.76)	0:49.74 (0:12.65)	0:37.09 (0:12.67)	0:37.09					
Rank	TAB Horse/Jockey	Barrier	Top Speed [km/h]	Fastest Section										Distance Travelled [m]
11	10 <b>BLAGNY</b> Cejay Graham	13	63.0 1400m	0:11.77 1400m	1:54.90 [11] (0:15.04)	1:39.86 [11] (0:12.10)	1:27.76 [13] (0:11.77)	1:15.99 [13] (0:12.54)	1:03.45 [13] (0:12.59)	0:50.86 [13] (0:12.46)	0:38.40 [13] (0:12.23)	0:38.40	+1	
12	4 <b>MAJORIAN</b> Jag Guthmann-Chester	10	64.9 1400m	0:11.61 1600m	1:56.15 [12] (0:14.28)	1:41.87 [1] (0:11.61)	1:30.26 [5] (0:11.63)	1:18.63 [3] (0:12.45)	1:06.18 [4] (0:12.86)	0:53.32 [4] (0:12.61)	0:40.71 [5] (0:12.91)	0:40.71	+1	
13	12 <b>KERKORIAN</b> Jake Bayliss	12	65.7 1600m	0:11.40 1600m	1:57.50 [13] (0:14.32)	1:43.18 [2] (0:11.40)	1:31.78 [3] (0:11.61)	1:20.17 [1] (0:12.37)	1:07.80 [2] (0:12.81)	0:54.99 [2] (0:12.61)	0:42.38 [2] (0:12.80)	0:42.38	+2	

Scratched: The Hungarian (#2), Indy Rose Warrior (#7), Hallside Martini (#15), Aichi Icon (#3), Second Sun (#13)

[ ] Ranking at each section and finish  
 -:-:- No data available at this section  
 NA No data available

SCN Saddle cloth number  
 DNF Did not finish  
 DNT Did not track



# Sunshine Coast QLD Professional

## Race 4: HIGGINS COATINGS BENCHMARK 68 Handicap - 1800m

16 November 2024 - 15:03



Track Rating: Heavy 8, Weather: Overcast, Rail Position: +2m Entire

Section				400m	200m			Last 600m		
Field Times				0:24.42 (0:11.97)	0:12.45 (0:12.45)			0:37.09		
Rank	TAB	Horse/Jockey	Barrier	Top Speed [km/h]	Fastest Section	Margin			Distance Travelled [m]	
1	16	<b>JEALOUS</b> Mark Du Plessis	11	63.4 1400m	0:11.64 400m	0:23.99 [7] (0:11.64)	0:12.35 [2] (0:12.35)	1:52.03	0:35.96	
2	11	<b>MISS CHENERY</b> Andrew Mallyon	3	62.7 1400m	0:11.65 1400m	0:24.37 [4] (0:11.81)	0:12.56 [1] (0:12.56)	0.5L	0:36.63	-8
3	8	<b>RASHFORD</b> James Orman	8	63.8 1400m	0:11.57 1400m	0:24.84 [6] (0:11.87)	0:12.97 [4] (0:12.97)	4.8L	0:37.03	-1
4	14	<b>UMETINI</b> Angela Jones	2	64.5 1600m	0:11.44 1600m	0:25.36 [2] (0:12.23)	0:13.13 [3] (0:13.13)	5.3L	0:37.70	-3
5	18	<b>GULF OF SAROS</b> Luke Tarrant	1	65.5 1600m	0:11.35 1600m	0:25.47 [3] (0:12.44)	0:13.03 [6] (0:13.03)	6.6L	0:38.07	-11
6	5	<b>THESECONDATPORTSEA</b> Cody Collis	9	66.3 1600m	0:11.23 1600m	0:25.61 [1] (0:12.39)	0:13.22 [5] (0:13.22)	6.7L	0:38.28	-4
7	1	<b>LATELY</b> Emily Lang	5	63.5 1400m	0:11.78 1400m	0:24.97 [10] (0:12.12)	0:12.85 [7] (0:12.85)	6.9L	0:37.17	+0
8	6	<b>RING BEARER</b> Nikita Beriman	6	65.5 1600m	0:11.36 1600m	0:25.51 [8] (0:12.30)	0:13.21 [8] (0:13.21)	9.2L	0:38.07	+4
9	9	<b>ICHIBAN</b> Bailey Wheeler	7	62.4 1400m	0:11.75 1400m	0:25.17 [12] (0:12.21)	0:12.96 [10] (0:12.96)	10.2L	0:37.44	-3
10	17	<b>TOOLATEMATE</b> Taylor Marshall	4	64.1 1600m	0:11.54 1600m	0:25.61 [9] (0:12.27)	0:13.34 [9] (0:13.34)	10.3L	0:38.06	+3

Scratched: The Hungarian (#2), Indy Rose Warrior (#7), Hallside Martini (#15), Aichi Icon (#3), Second Sun (#13)

[ ] Ranking at each section and finish  
 -:-:- No data available at this section  
 NA No data available

SCN Saddle cloth number  
 DNF Did not finish  
 DNT Did not track



**Sunshine Coast QLD Professional**  
**Race 4: HIGGINS COATINGS BENCHMARK 68 Handicap - 1800m**  
**16 November 2024 - 15:03**



Track Rating: Heavy 8, Weather: Overcast, Rail Position: +2m Entire

Section				400m	200m			Last 600m		
Field Times				0:24.42 (0:11.97)	0:12.45 (0:12.45)			0:37.09		
Rank	TAB	Horse/Jockey	Barrier	Top Speed [km/h]	Fastest Section	Margin				Distance Travelled [m]
11	10	<b>BLAGNY</b> Cejay Graham	13	63.0 1400m	0:11.77 1400m	0:26.17 [13] (0:12.52)	0:13.65 [11] (0:13.65)	16.1L	0:38.40	+1
12	4	<b>MAJORIAN</b> Jag Guthmann-Chester	10	64.9 1400m	0:11.61 1600m	0:27.80 [11] (0:12.93)	0:14.87 [12] (0:14.87)	23.4L	0:40.71	+1
13	12	<b>KERKORIAN</b> Jake Bayliss	12	65.7 1600m	0:11.40 1600m	0:29.58 [5] (0:13.39)	0:16.19 [13] (0:16.19)	31.2L	0:42.38	+2

Scratched: The Hungarian (#2), Indy Rose Warrior (#7), Hallside Martini (#15), Aichi Icon (#3), Second Sun (#13)

[ ] Ranking at each section and finish  
 -:-:- No data available at this section  
 NA No data available

SCN Saddle cloth number  
 DNF Did not finish  
 DNT Did not track





Horse/Jockey Name	Jealous
Final Rank	1
Fastest Section Time (Section)	0:11.64 (400m)
Top Speed [km/h] (Section)	63.4 (1400m)
Race State	Finished



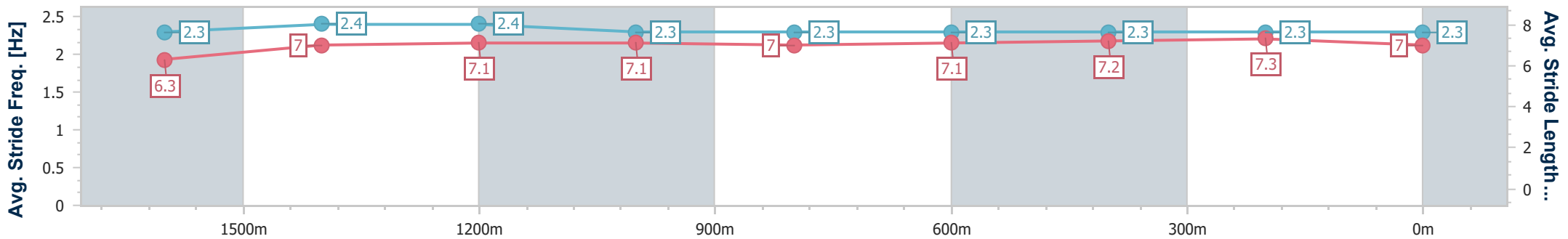
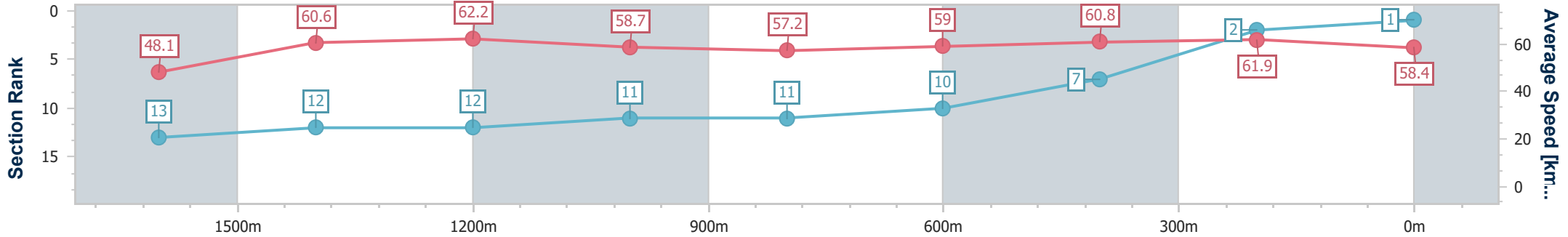
Sunshine Coast QLD Professional  
Race 4: HIGGINS COATINGS BENCHMARK 68 Handicap - 1800m



16 November 2024 - 15:03

Track Rating: Heavy 8, Weather: Overcast, Rail Position: +2m Entire

Section	Overall	1600m	1400m	1200m	1000m	800m	600m	400m	200m				
Section Times	1:52.03 [1] (0:15.10)	1:36.93 [13] (0:12.04)	1:24.89 [12] (0:11.68)	1:13.21 [12] (0:12.25)	1:00.96 [11] (0:12.66)	0:48.30 [11] (0:12.34)	0:35.96 [10] (0:11.97)	0:23.99 [7] (0:11.64)	0:12.35 [2] (0:12.35)				
Average Speed [km/h]	48.1	60.6	62.2	58.7	57.2	59.0	60.8	61.9	58.4				
Top Speed [km/h]	61.8	62.4	63.4	61.5	60.2	61.4	61.4	62.4	61.1				
Avg. Dist. to Rail [m]	9.6	3.2	2.6	2.3	2.1	1.5	2.2	7.8	7.2				
Avg. Stride Freq. [Hz]	2.3	2.4	2.4	2.3	2.3	2.3	2.3	2.3	2.3				
Avg. Stride Length [m]	6.3	7.0	7.1	7.1	7.0	7.1	7.2	7.3	7.0				



- [ ] Ranking at each section and finish
- .-.- No data available at this section
- NA No data available



Horse/Jockey Name	Miss Chenery
Final Rank	2
Fastest Section Time (Section)	0:11.65 (1400m)
Top Speed [km/h] (Section)	62.7 (1400m)
Race State	Finished



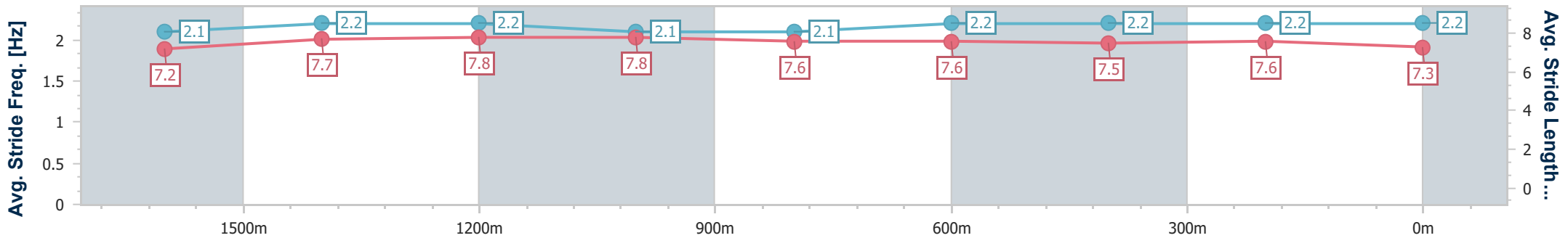
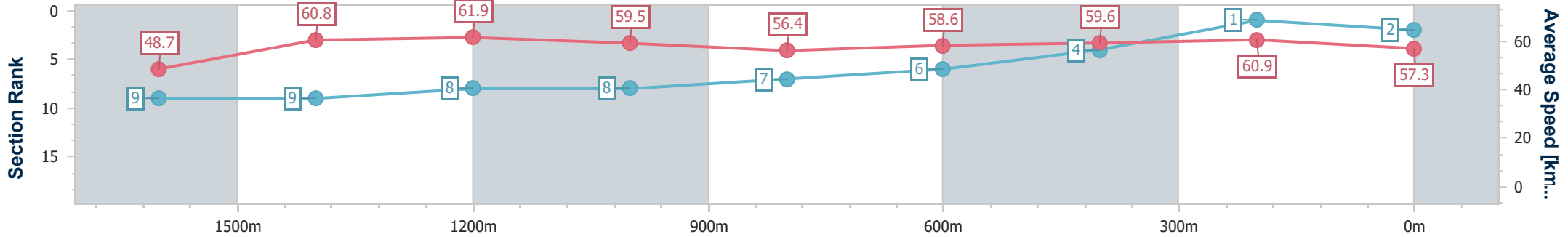
Sunshine Coast QLD Professional  
Race 4: HIGGINS COATINGS BENCHMARK 68 Handicap - 1800m



16 November 2024 - 15:03

Track Rating: Heavy 8, Weather: Overcast, Rail Position: +2m Entire

Section	Overall	1600m	1400m	1200m	1000m	800m	600m	400m	200m				
Section Times	1:52.14 [2] (0:14.83)	1:37.31 [9] (0:11.86)	1:25.45 [9] (0:11.65)	1:13.80 [8] (0:12.10)	1:01.70 [8] (0:12.78)	0:48.92 [7] (0:12.29)	0:36.63 [6] (0:12.26)	0:24.37 [4] (0:11.81)	0:12.56 [1] (0:12.56)				
Average Speed [km/h]	48.7	60.8	61.9	59.5	56.4	58.6	59.6	60.9	57.3				
Top Speed [km/h]	60.7	61.9	62.7	60.2	58.5	60.7	60.6	61.5	59.4				
Avg. Dist. to Rail [m]	4.1	0.6	0.9	0.5	0.4	0.3	2.5	7.5	6.0				
Avg. Stride Freq. [Hz]	2.1	2.2	2.2	2.1	2.1	2.2	2.2	2.2	2.2				
Avg. Stride Length [m]	7.2	7.7	7.8	7.8	7.6	7.6	7.5	7.6	7.3				



- [ ] Ranking at each section and finish
- .-.- No data available at this section
- NA No data available



Horse/Jockey Name	Rashford
Final Rank	3
Fastest Section Time (Section)	0:11.57 (1400m)
Top Speed [km/h] (Section)	63.8 (1400m)
Race State	Finished



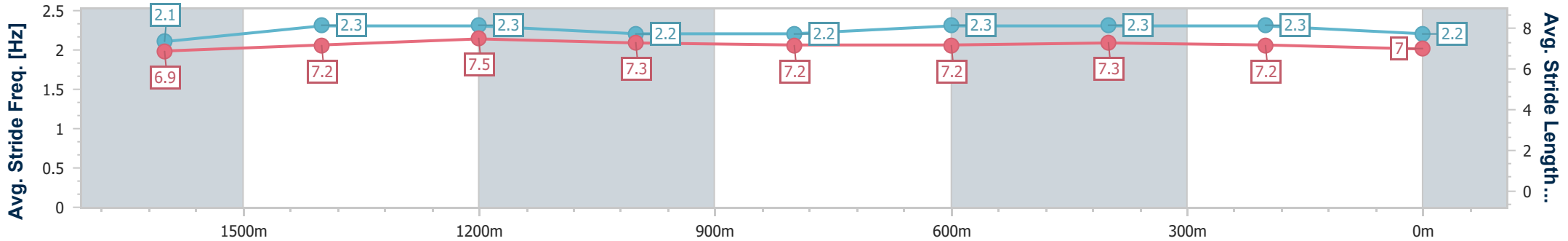
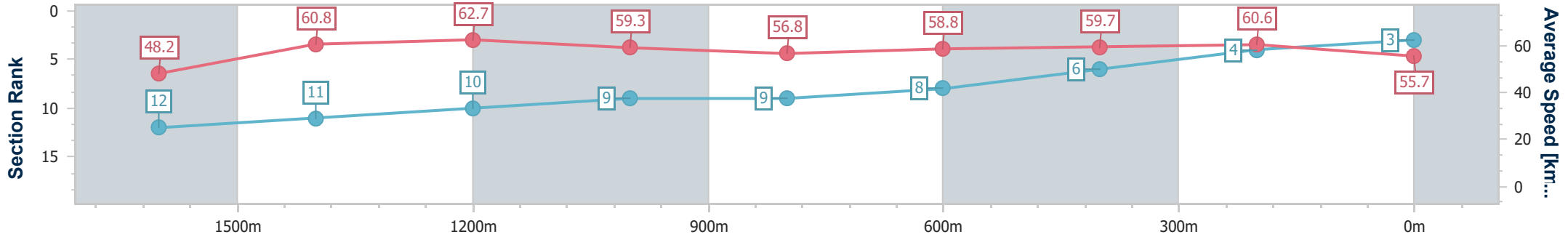
Sunshine Coast QLD Professional  
Race 4: HIGGINS COATINGS BENCHMARK 68 Handicap - 1800m



16 November 2024 - 15:03

Track Rating: Heavy 8, Weather: Overcast, Rail Position: +2m Entire

Section	Overall	1600m	1400m	1200m	1000m	800m	600m	400m	200m				
Section Times	1:52.87 [3] (0:15.04)	1:37.83 [12] (0:11.97)	1:25.86 [11] (0:11.57)	1:14.29 [10] (0:12.18)	1:02.11 [9] (0:12.71)	0:49.40 [9] (0:12.37)	0:37.03 [8] (0:12.19)	0:24.84 [6] (0:11.87)	0:12.97 [4] (0:12.97)				
Average Speed [km/h]	48.2	60.8	62.7	59.3	56.8	58.8	59.7	60.6	55.7				
Top Speed [km/h]	60.3	62.9	63.8	60.8	59.6	61.9	60.5	62.0	59.1				
Avg. Dist. to Rail [m]	7.8	2.8	2.0	2.2	1.9	1.7	1.9	5.5	6.3				
Avg. Stride Freq. [Hz]	2.1	2.3	2.3	2.2	2.2	2.3	2.3	2.3	2.2				
Avg. Stride Length [m]	6.9	7.2	7.5	7.3	7.2	7.2	7.3	7.2	7.0				



- [ ] Ranking at each section and finish
- .-.- No data available at this section
- NA No data available



Horse/Jockey Name	Umetini
Final Rank	4
Fastest Section Time (Section)	0:11.44 (1600m)
Top Speed [km/h] (Section)	64.5 (1600m)
Race State	Finished



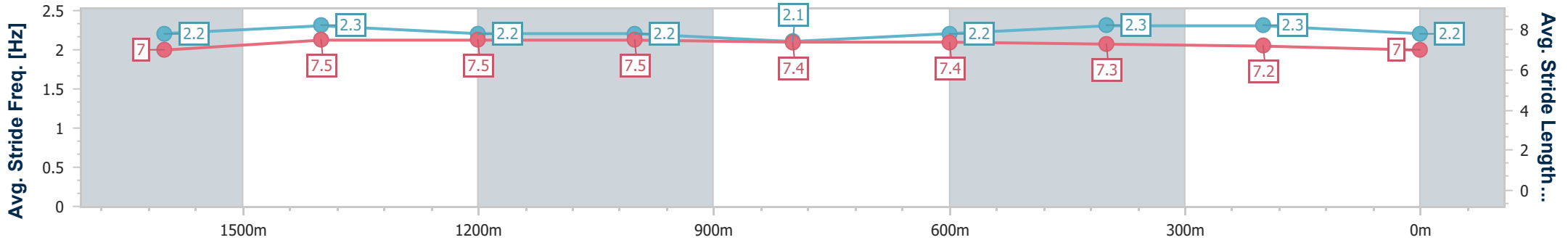
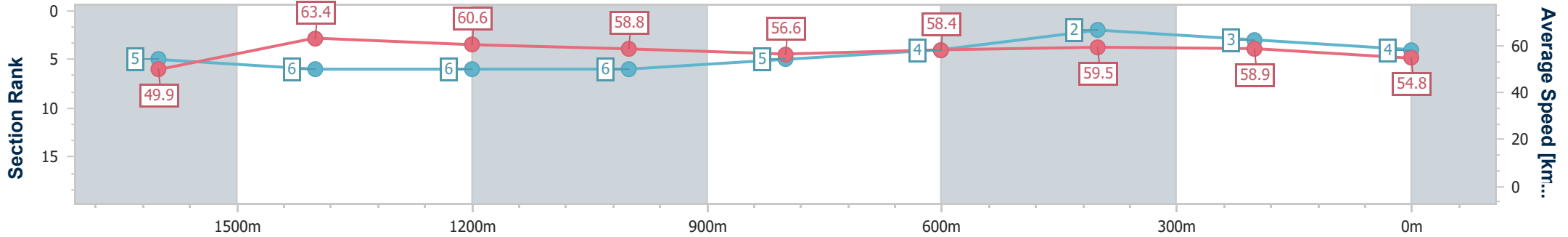
Sunshine Coast QLD Professional  
Race 4: HIGGINS COATINGS BENCHMARK 68 Handicap - 1800m



16 November 2024 - 15:03

Track Rating: Heavy 8, Weather: Overcast, Rail Position: +2m Entire

Section	Overall	1600m	1400m	1200m	1000m	800m	600m	400m	200m				
Section Times	1:52.99 [4] (0:14.45)	1:38.54 [5] (0:11.44)	1:27.10 [6] (0:11.97)	1:15.13 [6] (0:12.26)	1:02.87 [6] (0:12.77)	0:50.10 [5] (0:12.40)	0:37.70 [4] (0:12.34)	0:25.36 [2] (0:12.23)	0:13.13 [3] (0:13.13)				
Average Speed [km/h]	49.9	63.4	60.6	58.8	56.6	58.4	59.5	58.9	54.8				
Top Speed [km/h]	63.4	64.5	63.2	60.5	58.1	59.6	60.6	59.4	57.4				
Avg. Dist. to Rail [m]	4.3	2.3	2.2	1.7	1.0	0.8	3.4	7.0	7.7				
Avg. Stride Freq. [Hz]	2.2	2.3	2.2	2.2	2.1	2.2	2.3	2.3	2.2				
Avg. Stride Length [m]	7.0	7.5	7.5	7.5	7.4	7.4	7.3	7.2	7.0				



- [ ] Ranking at each section and finish
- .-.- No data available at this section
- NA No data available



Horse/Jockey Name	Gulf Of Saros
Final Rank	5
Fastest Section Time (Section)	0:11.35 (1600m)
Top Speed [km/h] (Section)	65.5 (1600m)
Race State	Finished



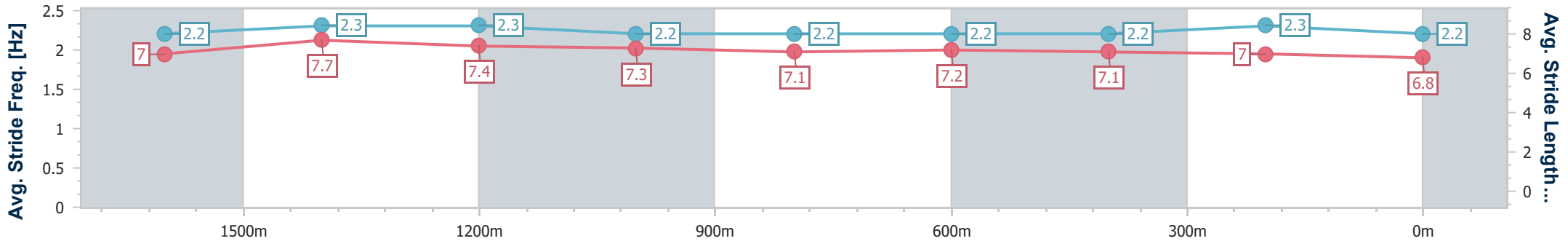
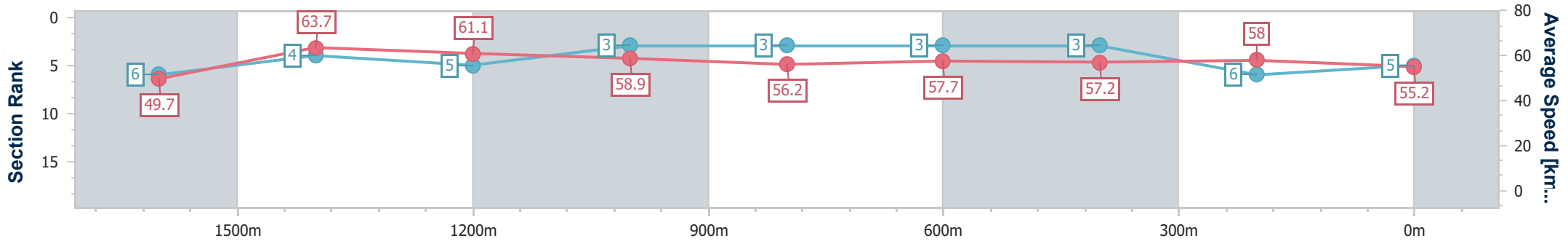
Sunshine Coast QLD Professional  
 Race 4: HIGGINS COATINGS BENCHMARK 68 Handicap - 1800m



16 November 2024 - 15:03

Track Rating: Heavy 8, Weather: Overcast, Rail Position: +2m Entire

Section	Overall	1600m	1400m	1200m	1000m	800m	600m	400m	200m				
Section Times	1:53.21 [5] (0:14.50)	1:38.71 [6] (0:11.35)	1:27.36 [4] (0:11.76)	1:15.60 [5] (0:12.28)	1:03.32 [3] (0:12.79)	0:50.53 [3] (0:12.46)	0:38.07 [3] (0:12.60)	0:25.47 [3] (0:12.44)	0:13.03 [6] (0:13.03)				
Average Speed [km/h]	49.7	63.7	61.1	58.9	56.2	57.7	57.2	58.0	55.2				
Top Speed [km/h]	63.0	65.5	63.7	60.3	58.0	58.4	57.7	58.9	57.8				
Avg. Dist. to Rail [m]	2.6	0.8	0.5	0.2	0.3	0.5	0.6	3.3	3.2				
Avg. Stride Freq. [Hz]	2.2	2.3	2.3	2.2	2.2	2.2	2.2	2.3	2.2				
Avg. Stride Length [m]	7.0	7.7	7.4	7.3	7.1	7.2	7.1	7.0	6.8				



- [ ] Ranking at each section and finish
- .-.- No data available at this section
- NA No data available



Horse/Jockey Name	Thesecondatportsea
Final Rank	6
Fastest Section Time (Section)	0:11.23 (1600m)
Top Speed [km/h] (Section)	66.3 (1600m)
Race State	Finished



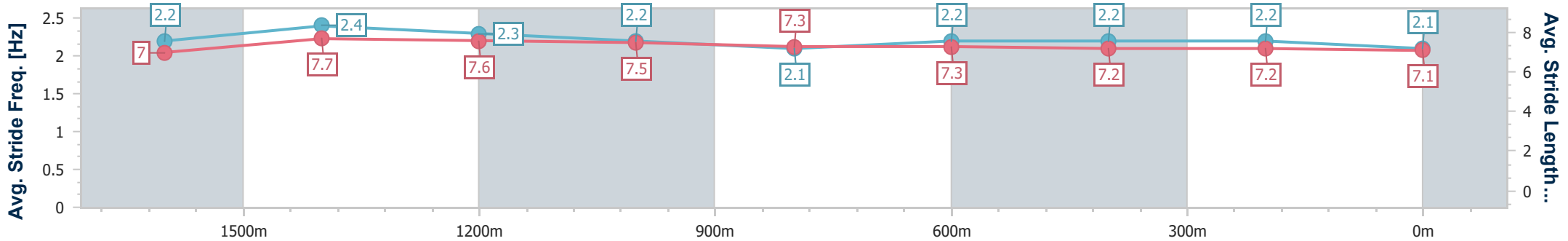
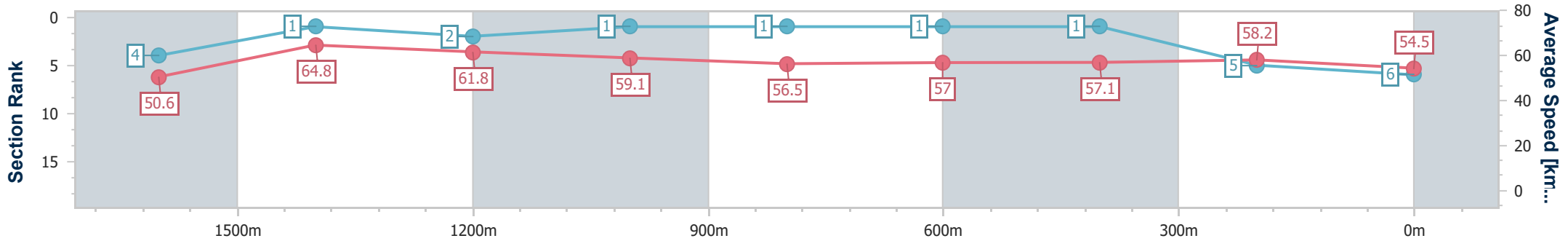
Sunshine Coast QLD Professional  
Race 4: HIGGINS COATINGS BENCHMARK 68 Handicap - 1800m



16 November 2024 - 15:03

Track Rating: Heavy 8, Weather: Overcast, Rail Position: +2m Entire

Section	Overall	1600m	1400m	1200m	1000m	800m	600m	400m	200m				
Section Times	1:53.22 [6] (0:14.38)	1:38.84 [4] (0:11.23)	1:27.61 [1] (0:11.72)	1:15.89 [2] (0:12.20)	1:03.69 [1] (0:12.76)	0:50.93 [1] (0:12.65)	0:38.28 [1] (0:12.67)	0:25.61 [1] (0:12.39)	0:13.22 [5] (0:13.22)				
Average Speed [km/h]	50.6	64.8	61.8	59.1	56.5	57.0	57.1	58.2	54.5				
Top Speed [km/h]	64.4	66.3	65.1	60.4	57.2	57.9	57.9	58.6	57.1				
Avg. Dist. to Rail [m]	9.2	4.3	1.8	1.1	0.8	0.3	1.1	5.0	6.4				
Avg. Stride Freq. [Hz]	2.2	2.4	2.3	2.2	2.1	2.2	2.2	2.2	2.1				
Avg. Stride Length [m]	7.0	7.7	7.6	7.5	7.3	7.3	7.2	7.2	7.1				



- [ ] Ranking at each section and finish
- .-.- No data available at this section
- NA No data available



Horse/Jockey Name	Lately
Final Rank	7
Fastest Section Time (Section)	0:11.78 (1400m)
Top Speed [km/h] (Section)	63.5 (1400m)
Race State	Finished



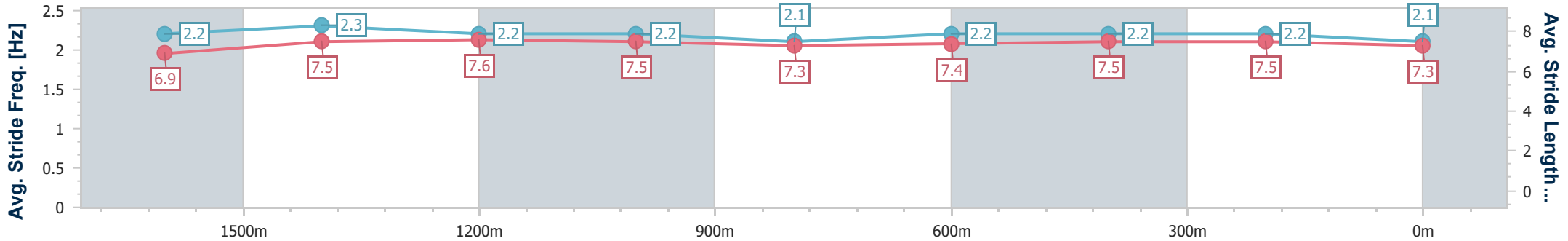
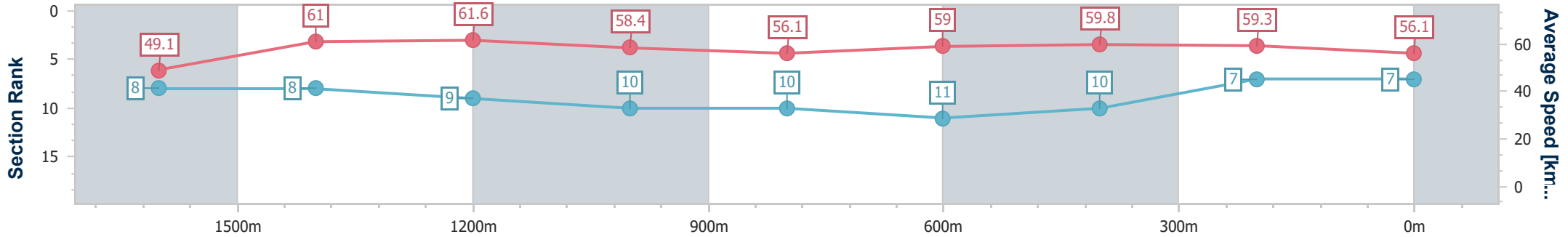
Sunshine Coast QLD Professional  
Race 4: HIGGINS COATINGS BENCHMARK 68 Handicap - 1800m



16 November 2024 - 15:03

Track Rating: Heavy 8, Weather: Overcast, Rail Position: +2m Entire

Section	Overall	1600m	1400m	1200m	1000m	800m	600m	400m	200m			
Section Times	1:53.27 [7] (0:14.74)	1:38.53 [8] (0:11.90)	1:26.63 [8] (0:11.78)	1:14.85 [9] (0:12.36)	1:02.49 [10] (0:12.90)	0:49.59 [10] (0:12.42)	0:37.17 [11] (0:12.20)	0:24.97 [10] (0:12.12)	0:12.85 [7] (0:12.85)			
Average Speed [km/h]	49.1	61.0	61.6	58.4	56.1	59.0	59.8	59.3	56.1			
Top Speed [km/h]	62.1	62.3	63.5	60.0	59.6	61.6	61.3	60.1	58.3			
Avg. Dist. to Rail [m]	6.7	2.5	2.8	3.3	3.0	2.4	2.5	4.7	7.4			
Avg. Stride Freq. [Hz]	2.2	2.3	2.2	2.2	2.1	2.2	2.2	2.2	2.1			
Avg. Stride Length [m]	6.9	7.5	7.6	7.5	7.3	7.4	7.5	7.5	7.3			



- [ ] Ranking at each section and finish
- .-.- No data available at this section
- NA No data available



Horse/Jockey Name	Ring Bearer
Final Rank	8
Fastest Section Time (Section)	0:11.36 (1600m)
Top Speed [km/h] (Section)	65.5 (1600m)
Race State	Finished



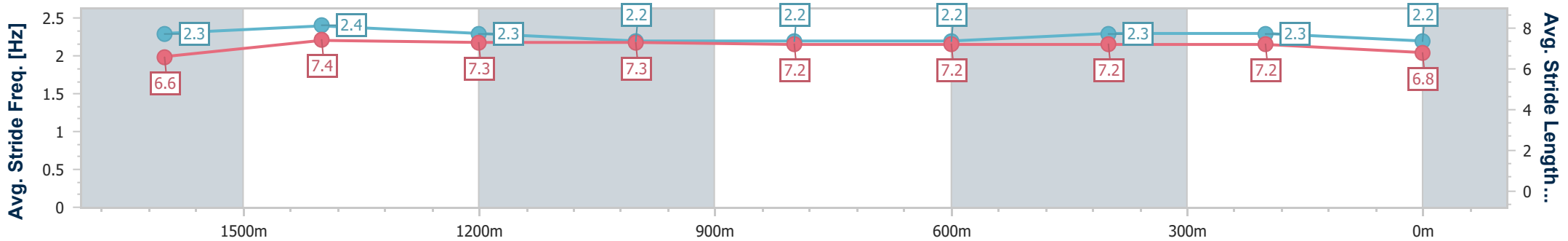
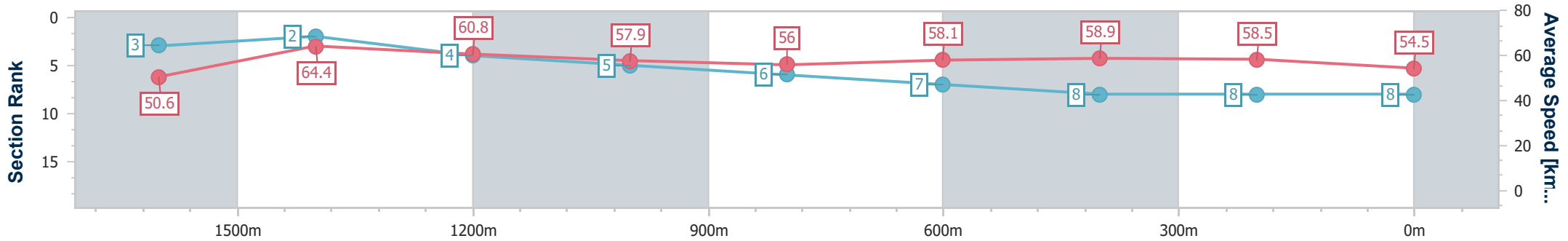
Sunshine Coast QLD Professional  
Race 4: HIGGINS COATINGS BENCHMARK 68 Handicap - 1800m



16 November 2024 - 15:03

Track Rating: Heavy 8, Weather: Overcast, Rail Position: +2m Entire

Section	Overall	1600m	1400m	1200m	1000m	800m	600m	400m	200m				
Section Times	1:53.67 [8] (0:14.34)	1:39.33 [3] (0:11.36)	1:27.97 [2] (0:11.88)	1:16.09 [4] (0:12.51)	1:03.58 [5] (0:12.94)	0:50.64 [6] (0:12.57)	0:38.07 [7] (0:12.56)	0:25.51 [8] (0:12.30)	0:13.21 [8] (0:13.21)				
Average Speed [km/h]	50.6	64.4	60.8	57.9	56.0	58.1	58.9	58.5	54.5				
Top Speed [km/h]	63.2	65.5	63.5	58.2	56.8	59.7	59.3	59.6	57.2				
Avg. Dist. to Rail [m]	8.0	4.0	3.0	3.2	3.0	2.1	4.6	9.3	9.9				
Avg. Stride Freq. [Hz]	2.3	2.4	2.3	2.2	2.2	2.2	2.3	2.3	2.2				
Avg. Stride Length [m]	6.6	7.4	7.3	7.3	7.2	7.2	7.2	7.2	6.8				



- [ ] Ranking at each section and finish
- .-.- No data available at this section
- NA No data available





Horse/Jockey Name	Ichiban
Final Rank	9
Fastest Section Time (Section)	0:11.75 (1400m)
Top Speed [km/h] (Section)	62.4 (1400m)
Race State	Finished



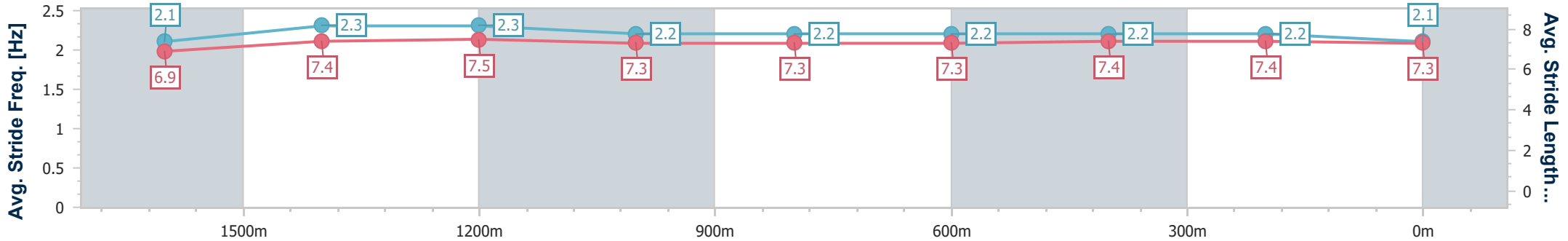
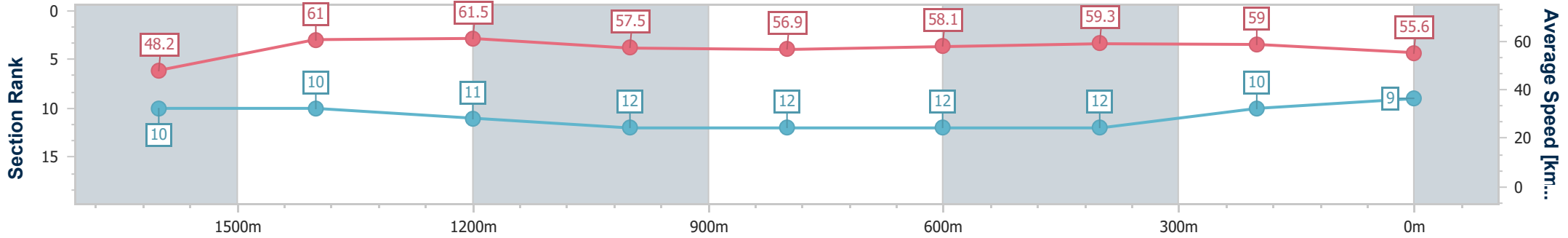
Sunshine Coast QLD Professional  
Race 4: HIGGINS COATINGS BENCHMARK 68 Handicap - 1800m



16 November 2024 - 15:03

Track Rating: Heavy 8, Weather: Overcast, Rail Position: +2m Entire

Section	Overall	1600m	1400m	1200m	1000m	800m	600m	400m	200m			
Section Times	1:53.88 [9] (0:14.99)	1:38.89 [10] (0:11.92)	1:26.97 [10] (0:11.75)	1:15.22 [11] (0:12.55)	1:02.67 [12] (0:12.74)	0:49.93 [12] (0:12.49)	0:37.44 [12] (0:12.27)	0:25.17 [12] (0:12.21)	0:12.96 [10] (0:12.96)			
Average Speed [km/h]	48.2	61.0	61.5	57.5	56.9	58.1	59.3	59.0	55.6			
Top Speed [km/h]	60.1	61.2	62.4	60.4	60.1	60.6	60.2	60.7	57.6			
Avg. Dist. to Rail [m]	6.6	2.3	2.4	2.3	2.0	1.1	2.4	7.4	7.4			
Avg. Stride Freq. [Hz]	2.1	2.3	2.3	2.2	2.2	2.2	2.2	2.2	2.1			
Avg. Stride Length [m]	6.9	7.4	7.5	7.3	7.3	7.3	7.4	7.4	7.3			



- [ ] Ranking at each section and finish
- .-.- No data available at this section
- NA No data available



Horse/Jockey Name	Toolatamate
Final Rank	10
Fastest Section Time (Section)	0:11.54 (1600m)
Top Speed [km/h] (Section)	64.1 (1600m)
Race State	Finished



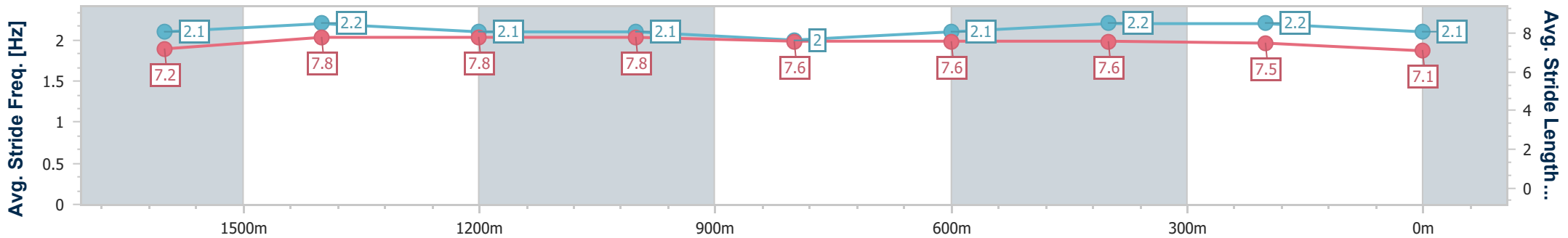
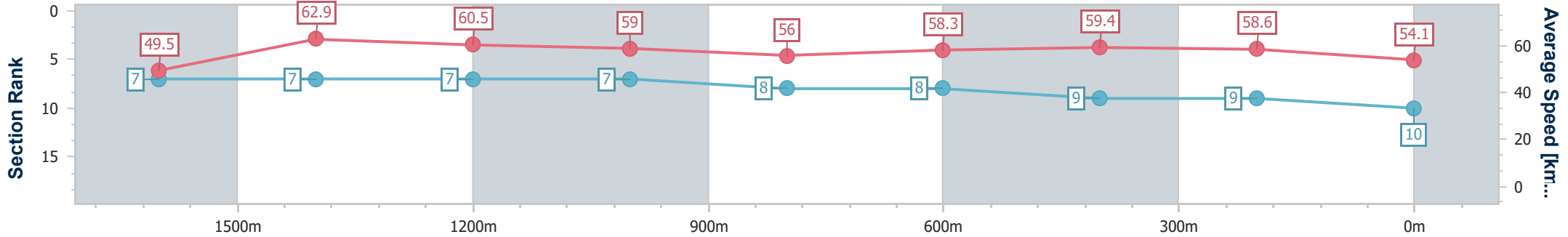
Sunshine Coast QLD Professional  
Race 4: HIGGINS COATINGS BENCHMARK 68 Handicap - 1800m



16 November 2024 - 15:03

Track Rating: Heavy 8, Weather: Overcast, Rail Position: +2m Entire

Section	Overall	1600m	1400m	1200m	1000m	800m	600m	400m	200m				
Section Times	1:53.90 [10] (0:14.62)	1:39.28 [7] (0:11.54)	1:27.74 [7] (0:12.00)	1:15.74 [7] (0:12.18)	1:03.56 [7] (0:12.96)	0:50.60 [8] (0:12.54)	0:38.06 [8] (0:12.45)	0:25.61 [9] (0:12.27)	0:13.34 [9] (0:13.34)				
Average Speed [km/h]	49.5	62.9	60.5	59.0	56.0	58.3	59.4	58.6	54.1				
Top Speed [km/h]	62.1	64.1	61.3	60.8	58.4	60.2	59.6	59.7	57.2				
Avg. Dist. to Rail [m]	5.3	2.6	2.9	3.2	2.9	2.2	4.9	9.8	11.1				
Avg. Stride Freq. [Hz]	2.1	2.2	2.1	2.1	2.0	2.1	2.2	2.2	2.1				
Avg. Stride Length [m]	7.2	7.8	7.8	7.8	7.6	7.6	7.6	7.5	7.1				



- [ ] Ranking at each section and finish
- .-.- No data available at this section
- NA No data available



Horse/Jockey Name	Blagny
Final Rank	11
Fastest Section Time (Section)	0:11.77 (1400m)
Top Speed [km/h] (Section)	63.0 (1400m)
Race State	Finished



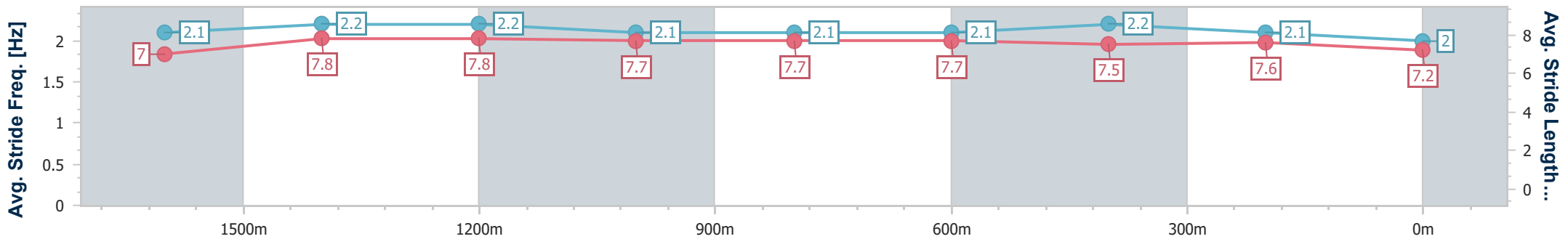
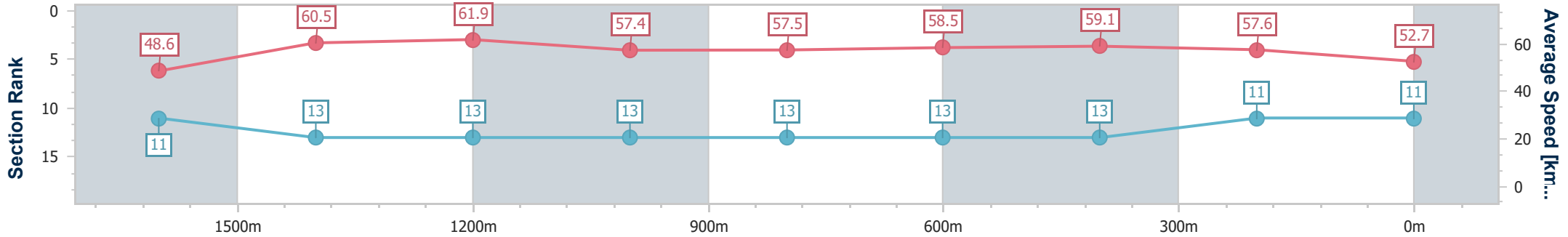
Sunshine Coast QLD Professional  
Race 4: HIGGINS COATINGS BENCHMARK 68 Handicap - 1800m



16 November 2024 - 15:03

Track Rating: Heavy 8, Weather: Overcast, Rail Position: +2m Entire

Section	Overall	1600m	1400m	1200m	1000m	800m	600m	400m	200m			
Section Times	1:54.90 [11] (0:15.04)	1:39.86 [11] (0:12.10)	1:27.76 [13] (0:11.77)	1:15.99 [13] (0:12.54)	1:03.45 [13] (0:12.59)	0:50.86 [13] (0:12.46)	0:38.40 [13] (0:12.23)	0:26.17 [13] (0:12.52)	0:13.65 [11] (0:13.65)			
Average Speed [km/h]	48.6	60.5	61.9	57.4	57.5	58.5	59.1	57.6	52.7			
Top Speed [km/h]	59.4	61.5	63.0	61.1	60.1	60.8	60.8	58.4	55.3			
Avg. Dist. to Rail [m]	12.5	4.1	3.8	3.4	2.2	1.4	1.0	3.6	4.3			
Avg. Stride Freq. [Hz]	2.1	2.2	2.2	2.1	2.1	2.1	2.2	2.1	2.0			
Avg. Stride Length [m]	7.0	7.8	7.8	7.7	7.7	7.7	7.5	7.6	7.2			



- [ ] Ranking at each section and finish
- .-.- No data available at this section
- NA No data available



Horse/Jockey Name	Majorian
Final Rank	12
Fastest Section Time (Section)	0:11.61 (1600m)
Top Speed [km/h] (Section)	64.9 (1400m)
Race State	Finished



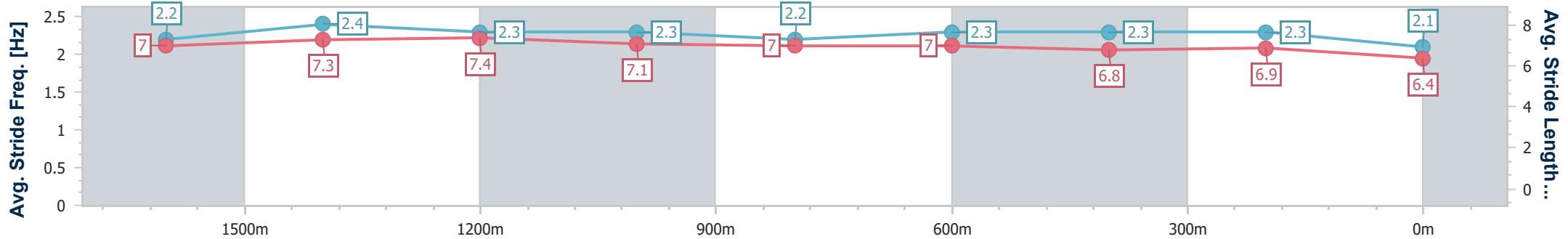
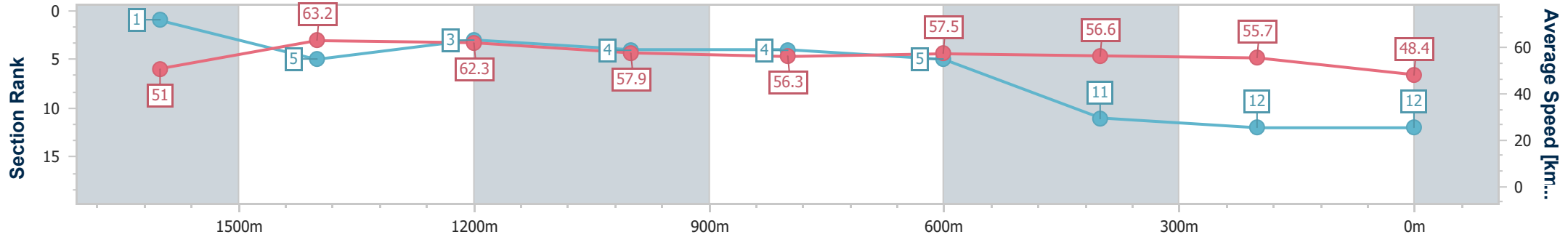
Sunshine Coast QLD Professional  
Race 4: HIGGINS COATINGS BENCHMARK 68 Handicap - 1800m



16 November 2024 - 15:03

Track Rating: Heavy 8, Weather: Overcast, Rail Position: +2m Entire

Section	Overall	1600m	1400m	1200m	1000m	800m	600m	400m	200m				
Section Times	1:56.15 [12] (0:14.28)	1:41.87 [1] (0:11.61)	1:30.26 [5] (0:11.63)	1:18.63 [3] (0:12.45)	1:06.18 [4] (0:12.86)	0:53.32 [4] (0:12.61)	0:40.71 [5] (0:12.91)	0:27.80 [11] (0:12.93)	0:14.87 [12] (0:14.87)				
Average Speed [km/h]	51.0	63.2	62.3	57.9	56.3	57.5	56.6	55.7	48.4				
Top Speed [km/h]	64.4	64.8	64.9	59.3	57.1	58.3	57.7	56.8	53.7				
Avg. Dist. to Rail [m]	10.4	4.8	3.1	1.6	1.6	0.9	2.8	4.7	5.7				
Avg. Stride Freq. [Hz]	2.2	2.4	2.3	2.3	2.2	2.3	2.3	2.3	2.1				
Avg. Stride Length [m]	7.0	7.3	7.4	7.1	7.0	7.0	6.8	6.9	6.4				



- [ ] Ranking at each section and finish
- .-.- No data available at this section
- NA No data available



Horse/Jockey Name	Kerkorian
Final Rank	13
Fastest Section Time (Section)	0:11.40 (1600m)
Top Speed [km/h] (Section)	65.7 (1600m)
Race State	Finished



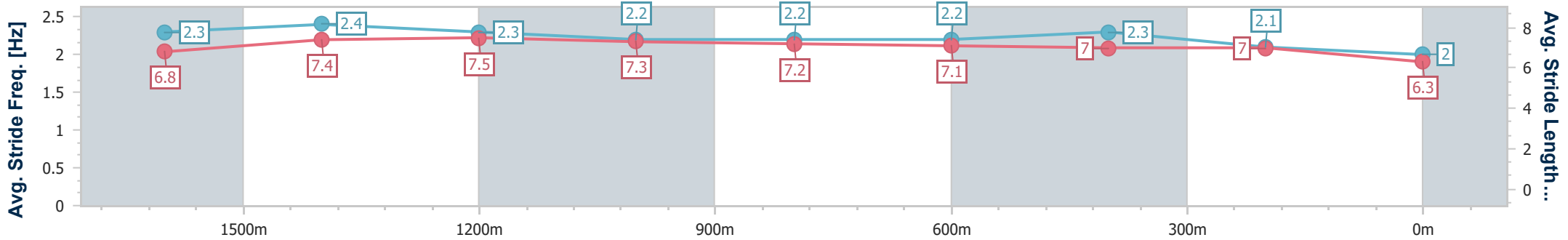
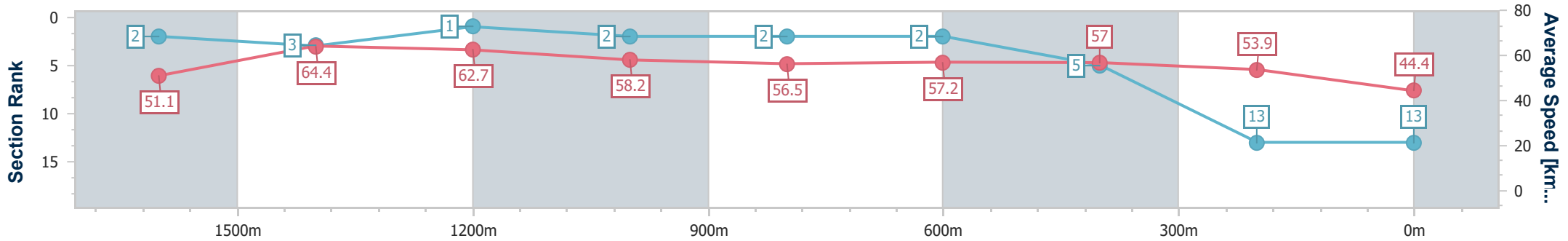
Sunshine Coast QLD Professional  
Race 4: HIGGINS COATINGS BENCHMARK 68 Handicap - 1800m



16 November 2024 - 15:03

Track Rating: Heavy 8, Weather: Overcast, Rail Position: +2m Entire

Section	Overall	1600m	1400m	1200m	1000m	800m	600m	400m	200m				
Section Times	1:57.50 [13] (0:14.32)	1:43.18 [2] (0:11.40)	1:31.78 [3] (0:11.61)	1:20.17 [1] (0:12.37)	1:07.80 [2] (0:12.81)	0:54.99 [2] (0:12.61)	0:42.38 [2] (0:12.80)	0:29.58 [5] (0:13.39)	0:16.19 [13] (0:16.19)				
Average Speed [km/h]	51.1	64.4	62.7	58.2	56.5	57.2	57.0	53.9	44.4				
Top Speed [km/h]	64.2	65.7	65.4	60.6	57.4	58.2	58.0	56.0	50.2				
Avg. Dist. to Rail [m]	11.3	6.1	4.0	2.9	1.8	0.7	1.8	7.7	7.9				
Avg. Stride Freq. [Hz]	2.3	2.4	2.3	2.2	2.2	2.2	2.3	2.1	2.0				
Avg. Stride Length [m]	6.8	7.4	7.5	7.3	7.2	7.1	7.0	7.0	6.3				



- [ ] Ranking at each section and finish
- .-.- No data available at this section
- NA No data available



# Sunshine Coast QLD Professional

## Race 5: INNOVATIVE PLANNING SOLUTIONS Class 3 Plate - 1400m

16 November 2024 - 15:38



Track Rating: Heavy 8, Weather: Overcast, Rail Position: +2m Entire

Section		Overall	1200m	1000m	800m	600m	400m	Last 600m				
Field Times		1:25.63 (0:13.79)	1:11.84 (0:11.62)	1:00.22 (0:12.34)	0:47.88 (0:12.60)	0:35.28 (0:12.22)	0:23.06 (0:11.32)	0:35.28				
Rank	TAB Horse/Jockey	Barrier	Top Speed [km/h]	Fastest Section					Distance Travelled [m]			
1	9 <b>TRANSATLANTIC</b> Angela Jones	8	64.9 400m	0:11.32 400m	1:25.63 [1] (0:13.89)	1:11.74 [3] (0:11.52)	1:00.22 [1] (0:12.34)	0:47.88 [1] (0:12.60)	0:35.28 [1] (0:12.22)	0:23.06 [1] (0:11.32)	0:35.28	
2	12 <b>MISS JOELENE</b> James Orman	3	64.7 400m	0:11.31 400m	1:26.45 [2] (0:13.98)	1:12.47 [4] (0:11.65)	1:00.82 [4] (0:12.41)	0:48.41 [4] (0:12.75)	0:35.66 [5] (0:12.11)	0:23.55 [4] (0:11.31)	0:35.66	+3
3	3 <b>BILLIONAIR BABY</b> Mark Du Plessis	1	64.6 400m	0:11.39 400m	1:26.77 [3] (0:14.26)	1:12.51 [6] (0:11.60)	1:00.91 [6] (0:12.51)	0:48.40 [7] (0:12.58)	0:35.82 [7] (0:12.00)	0:23.82 [5] (0:11.39)	0:35.82	+1
4	13 <b>OCEAN ZAR</b> Nikita Beriman	5	64.5 Overall	0:11.44 400m	1:26.79 [4] (0:13.79)	1:13.00 [1] (0:11.63)	1:01.37 [2] (0:12.49)	0:48.88 [3] (0:12.71)	0:36.17 [3] (0:12.17)	0:24.00 [3] (0:11.44)	0:36.17	+5
5	4 <b>CASTILLIAN</b> Jag Guthmann-Chester	6	64.5 Overall	0:11.45 400m	1:26.86 [5] (0:14.11)	1:12.75 [5] (0:11.57)	1:01.18 [5] (0:12.44)	0:48.74 [5] (0:12.67)	0:36.07 [6] (0:12.22)	0:23.85 [6] (0:11.45)	0:36.07	+5
6	15 <b>CLUEDO</b> Boris Thornton	2	64.0 400m	0:11.40 400m	1:27.12 [6] (0:14.27)	1:12.85 [7] (0:11.64)	1:01.21 [7] (0:12.50)	0:48.71 [8] (0:12.71)	0:36.00 [8] (0:12.09)	0:23.91 [9] (0:11.40)	0:36.00	+3
7	2 <b>BETTER BE NORDY</b> Jake Bayliss	9	64.1 1200m	0:11.55 400m	1:27.19 [7] (0:14.70)	1:12.49 [9] (0:11.58)	1:00.91 [9] (0:12.41)	0:48.50 [9] (0:12.58)	0:35.92 [9] (0:11.87)	0:24.05 [8] (0:11.55)	0:35.92	+0
8	17 <b>MAXIE TAP</b> Trudy Thornton	7	63.8 400m	0:11.48 1200m	1:27.57 [8] (0:14.51)	1:13.06 [8] (0:11.48)	1:01.58 [8] (0:12.21)	0:49.37 [6] (0:12.57)	0:36.80 [4] (0:12.31)	0:24.49 [7] (0:11.71)	0:36.80	+7
9	5 <b>I AM A MARVEL</b> Bailey Wheeler	4	65.7 Overall	0:11.64 1200m	1:28.40 [9] (0:13.80)	1:14.60 [2] (0:11.64)	1:02.96 [3] (0:12.45)	0:50.51 [2] (0:12.64)	0:37.87 [2] (0:12.17)	0:25.70 [2] (0:11.89)	0:37.87	+1

Scratched: Millward (#7), Bandasha (#1), Treporti (#8), Invisible Tears (#16), Jovita (#11), Larrikin Rogue (#6), West Cork (#10), Can't Recall One (#14)

[ ] Ranking at each section and finish  
 -:-:- No data available at this section  
 NA No data available

SCN Saddle cloth number  
 DNF Did not finish  
 DNT Did not track



# Sunshine Coast QLD Professional

## Race 5: INNOVATIVE PLANNING SOLUTIONS Class 3 Plate - 1400m

16 November 2024 - 15:38



Track Rating: Heavy 8, Weather: Overcast, Rail Position: +2m Entire

Section				200m				Last 600m	
Field Times				0:11.74 (0:11.74)				0:35.28	
Rank	TAB	Horse/Jockey	Barrier	Top Speed [km/h]	Fastest Section	Margin			Distance Travelled [m]
1	9	<b>TRANSATLANTIC</b> Angela Jones	8	64.9 400m	0:11.32 400m	0:11.74 [1] (0:11.74)	1:25.63		0:35.28
2	12	<b>MISS JOELENE</b> James Orman	3	64.7 400m	0:11.31 400m	0:12.24 [2] (0:12.24)	4.8L		0:35.66 +3
3	3	<b>BILLIONAIRE BABY</b> Mark Du Plessis	1	64.6 400m	0:11.39 400m	0:12.43 [4] (0:12.43)	6.6L		0:35.82 +1
4	13	<b>OCEAN ZAR</b> Nikita Beriman	5	64.5 Overall	0:11.44 400m	0:12.56 [3] (0:12.56)	6.7L		0:36.17 +5
5	4	<b>CASTILLIAN</b> Jag Guthmann-Chester	6	64.5 Overall	0:11.45 400m	0:12.40 [5] (0:12.40)	7L		0:36.07 +5
6	15	<b>CLUEDO</b> Boris Thornton	2	64.0 400m	0:11.40 400m	0:12.51 [7] (0:12.51)	8.5L		0:36.00 +3
7	2	<b>BETTER BE NORDY</b> Jake Bayliss	9	64.1 1200m	0:11.55 400m	0:12.50 [8] (0:12.50)	8.8L		0:35.92 +0
8	17	<b>MAXIE TAP</b> Trudy Thornton	7	63.8 400m	0:11.48 1200m	0:12.78 [9] (0:12.78)	10.8L		0:36.80 +7
9	5	<b>I AM A MARVEL</b> Bailey Wheeler	4	65.7 Overall	0:11.64 1200m	0:13.81 [6] (0:13.81)	15.6L		0:37.87 +1

Scratched: Millward (#7), Bandasha (#1), Treporti (#8), Invisible Tears (#16), Jovita (#11), Larrikin Rogue (#6), West Cork (#10), Can't Recall One (#14)

[ ] Ranking at each section and finish  
 -:-:- No data available at this section  
 NA No data available

SCN Saddle cloth number  
 DNF Did not finish  
 DNT Did not track



Horse/Jockey Name	Transatlantic
Final Rank	1
Fastest Section Time (Section)	0:11.32 (400m)
Top Speed [km/h] (Section)	64.9 (400m)
Race State	Finished



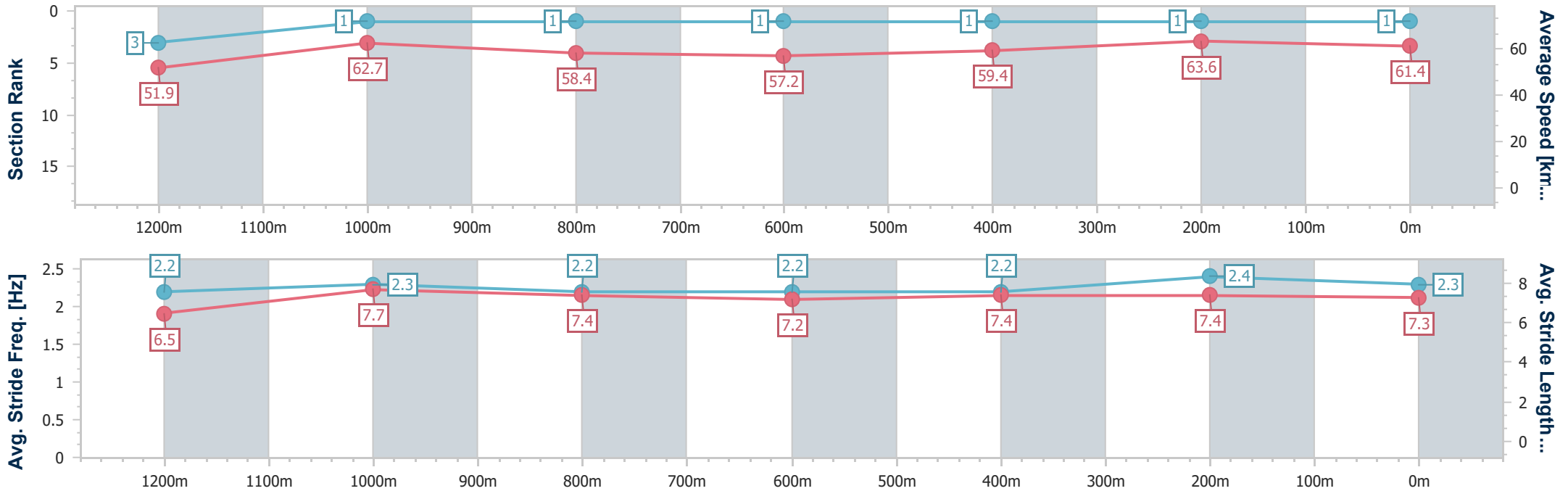
Sunshine Coast QLD Professional  
Race 5: INNOVATIVE PLANNING SOLUTIONS Class 3 Plate - 1400m



16 November 2024 - 15:38

Track Rating: Heavy 8, Weather: Overcast, Rail Position: +2m Entire

Section	Overall	1200m	1000m	800m	600m	400m	200m
Section Times	1:25.63 [1] (0:13.89)	1:11.74 [3] (0:11.52)	1:00.22 [1] (0:12.34)	0:47.88 [1] (0:12.60)	0:35.28 [1] (0:12.22)	0:23.06 [1] (0:11.32)	0:11.74 [1] (0:11.74)
Average Speed [km/h]	51.9	62.7	58.4	57.2	59.4	63.6	61.4
Top Speed [km/h]	64.1	64.0	60.8	58.9	61.7	64.9	64.0
Avg. Dist. to Rail [m]	10.9	5.2	2.6	0.4	1.1	5.2	6.4
Avg. Stride Freq. [Hz]	2.2	2.3	2.2	2.2	2.2	2.4	2.3
Avg. Stride Length [m]	6.5	7.7	7.4	7.2	7.4	7.4	7.3



- [ ] Ranking at each section and finish
- .-.- No data available at this section
- NA No data available





Horse/Jockey Name	Miss Joelene
Final Rank	2
Fastest Section Time (Section)	0:11.31 (400m)
Top Speed [km/h] (Section)	64.7 (400m)
Race State	Finished



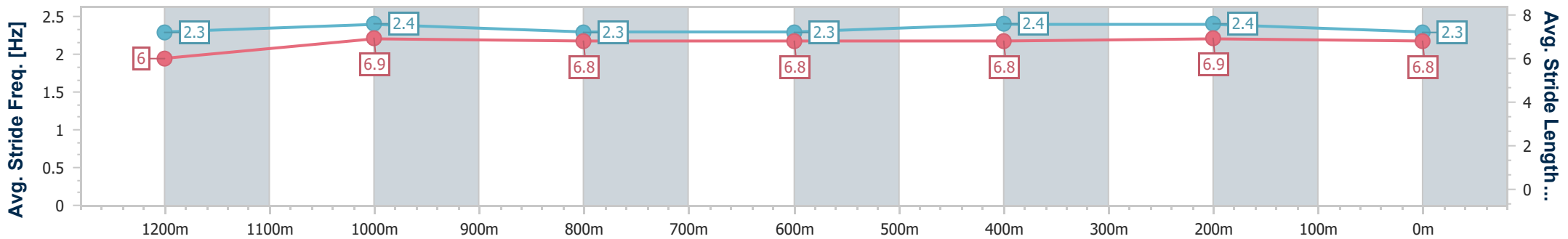
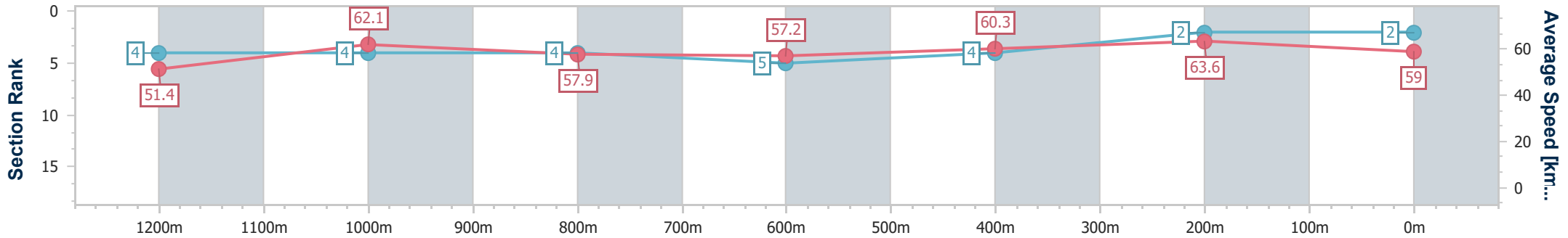
Sunshine Coast QLD Professional  
 Race 5: INNOVATIVE PLANNING SOLUTIONS Class 3 Plate - 1400m



16 November 2024 - 15:38

Track Rating: Heavy 8, Weather: Overcast, Rail Position: +2m Entire

Section	Overall	1200m	1000m	800m	600m	400m	200m						
Section Times	1:26.45 [2] (0:13.98)	1:12.47 [4] (0:11.65)	1:00.82 [4] (0:12.41)	0:48.41 [4] (0:12.75)	0:35.66 [5] (0:12.11)	0:23.55 [4] (0:11.31)	0:12.24 [2] (0:12.24)						
Average Speed [km/h]	51.4	62.1	57.9	57.2	60.3	63.6	59.0						
Top Speed [km/h]	63.3	63.6	58.7	59.5	62.5	64.7	62.3						
Avg. Dist. to Rail [m]	6.7	4.0	2.2	1.7	2.8	6.1	7.4						
Avg. Stride Freq. [Hz]	2.3	2.4	2.3	2.3	2.4	2.4	2.3						
Avg. Stride Length [m]	6.0	6.9	6.8	6.8	6.8	6.9	6.8						



- [ ] Ranking at each section and finish
- .-.- No data available at this section
- NA No data available



Horse/Jockey Name	Billionair Baby
Final Rank	3
Fastest Section Time (Section)	0:11.39 (400m)
Top Speed [km/h] (Section)	64.6 (400m)
Race State	Finished



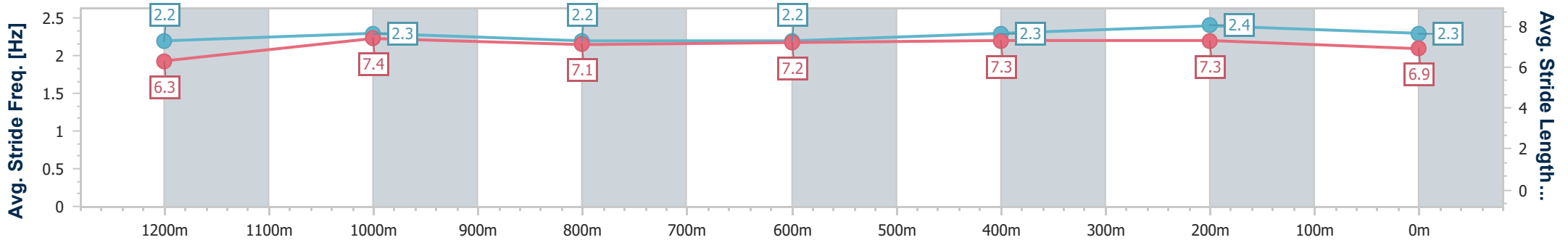
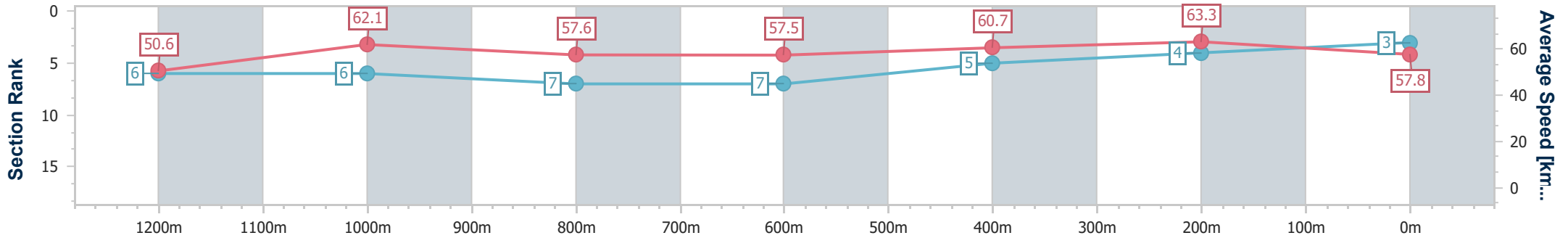
Sunshine Coast QLD Professional  
Race 5: INNOVATIVE PLANNING SOLUTIONS Class 3 Plate - 1400m



16 November 2024 - 15:38

Track Rating: Heavy 8, Weather: Overcast, Rail Position: +2m Entire

Section	Overall	1200m	1000m	800m	600m	400m	200m
Section Times	1:26.77 [3] (0:14.26)	1:12.51 [6] (0:11.60)	1:00.91 [6] (0:12.51)	0:48.40 [7] (0:12.58)	0:35.82 [7] (0:12.00)	0:23.82 [5] (0:11.39)	0:12.43 [4] (0:12.43)
Average Speed [km/h]	50.6	62.1	57.6	57.5	60.7	63.3	57.8
Top Speed [km/h]	63.9	63.9	59.3	60.2	62.9	64.6	62.0
Avg. Dist. to Rail [m]	3.6	1.9	1.1	0.5	1.9	4.7	4.8
Avg. Stride Freq. [Hz]	2.2	2.3	2.2	2.2	2.3	2.4	2.3
Avg. Stride Length [m]	6.3	7.4	7.1	7.2	7.3	7.3	6.9



- [ ] Ranking at each section and finish
- .-.- No data available at this section
- NA No data available



Horse/Jockey Name	Ocean Zar
Final Rank	4
Fastest Section Time (Section)	0:11.44 (400m)
Top Speed [km/h] (Section)	64.5 (Overall)
Race State	Finished



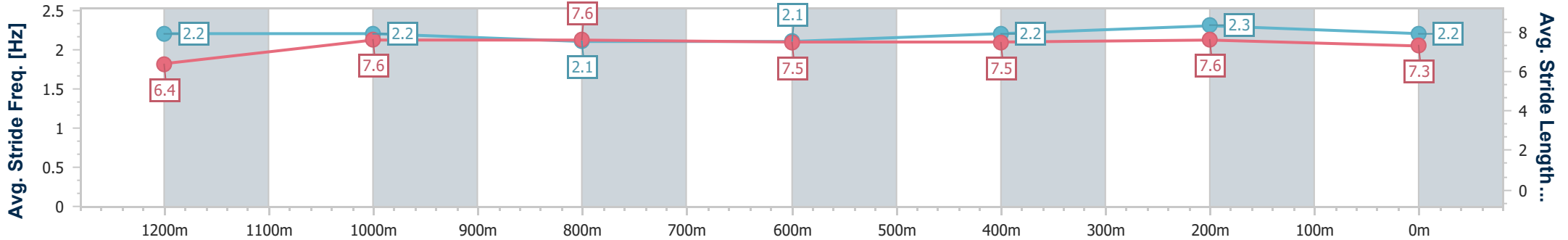
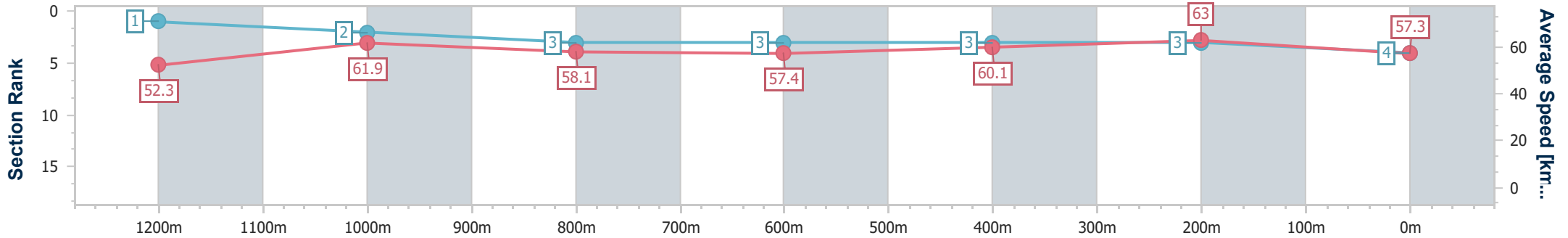
Sunshine Coast QLD Professional  
Race 5: INNOVATIVE PLANNING SOLUTIONS Class 3 Plate - 1400m



16 November 2024 - 15:38

Track Rating: Heavy 8, Weather: Overcast, Rail Position: +2m Entire

Section	Overall	1200m	1000m	800m	600m	400m	200m
Section Times	1:26.79 [4] (0:13.79)	1:13.00 [1] (0:11.63)	1:01.37 [2] (0:12.49)	0:48.88 [3] (0:12.71)	0:36.17 [3] (0:12.17)	0:24.00 [3] (0:11.44)	0:12.56 [3] (0:12.56)
Average Speed [km/h]	52.3	61.9	58.1	57.4	60.1	63.0	57.3
Top Speed [km/h]	64.5	64.0	60.0	59.2	62.2	64.1	61.3
Avg. Dist. to Rail [m]	8.3	3.6	3.1	2.5	2.9	6.4	7.0
Avg. Stride Freq. [Hz]	2.2	2.2	2.1	2.1	2.2	2.3	2.2
Avg. Stride Length [m]	6.4	7.6	7.6	7.5	7.5	7.6	7.3



- [ ] Ranking at each section and finish
- .-.- No data available at this section
- NA No data available



Horse/Jockey Name	Castillian
Final Rank	5
Fastest Section Time (Section)	0:11.45 (400m)
Top Speed [km/h] (Section)	64.5 (Overall)
Race State	Finished



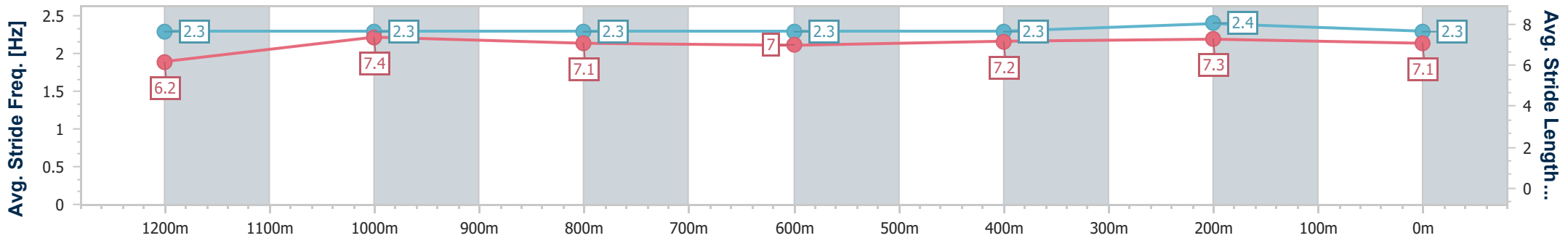
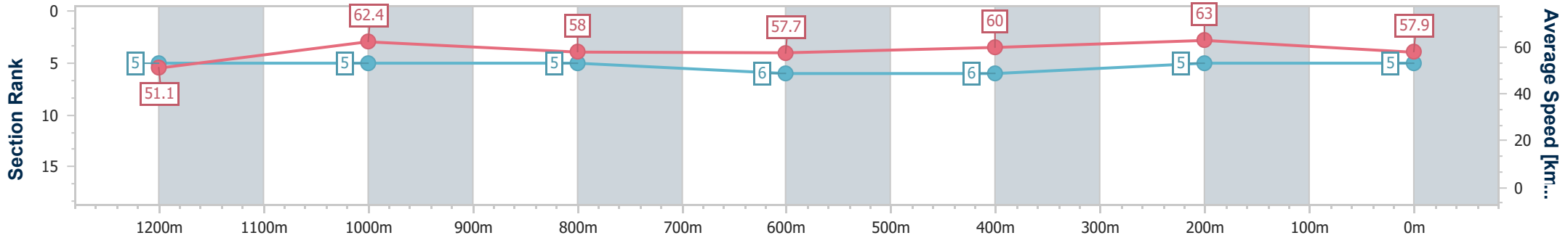
Sunshine Coast QLD Professional  
Race 5: INNOVATIVE PLANNING SOLUTIONS Class 3 Plate - 1400m



16 November 2024 - 15:38

Track Rating: Heavy 8, Weather: Overcast, Rail Position: +2m Entire

Section	Overall	1200m	1000m	800m	600m	400m	200m
Section Times	1:26.86 [5] (0:14.11)	1:12.75 [5] (0:11.57)	1:01.18 [5] (0:12.44)	0:48.74 [5] (0:12.67)	0:36.07 [6] (0:12.22)	0:23.85 [6] (0:11.45)	0:12.40 [5] (0:12.40)
Average Speed [km/h]	51.1	62.4	58.0	57.7	60.0	63.0	57.9
Top Speed [km/h]	64.5	64.4	59.1	60.6	62.4	63.8	61.7
Avg. Dist. to Rail [m]	8.7	3.8	2.6	2.2	3.3	5.9	6.5
Avg. Stride Freq. [Hz]	2.3	2.3	2.3	2.3	2.3	2.4	2.3
Avg. Stride Length [m]	6.2	7.4	7.1	7.0	7.2	7.3	7.1



- [ ] Ranking at each section and finish
- .-.- No data available at this section
- NA No data available



Horse/Jockey Name	Cluedo
Final Rank	6
Fastest Section Time (Section)	0:11.40 (400m)
Top Speed [km/h] (Section)	64.0 (400m)
Race State	Finished



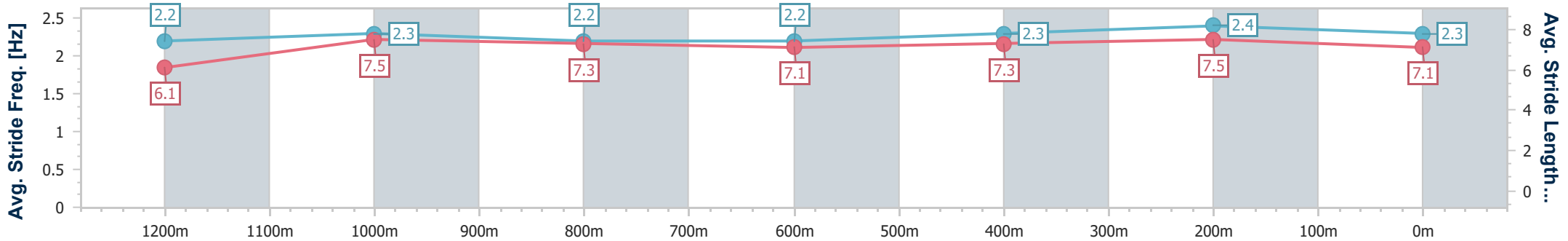
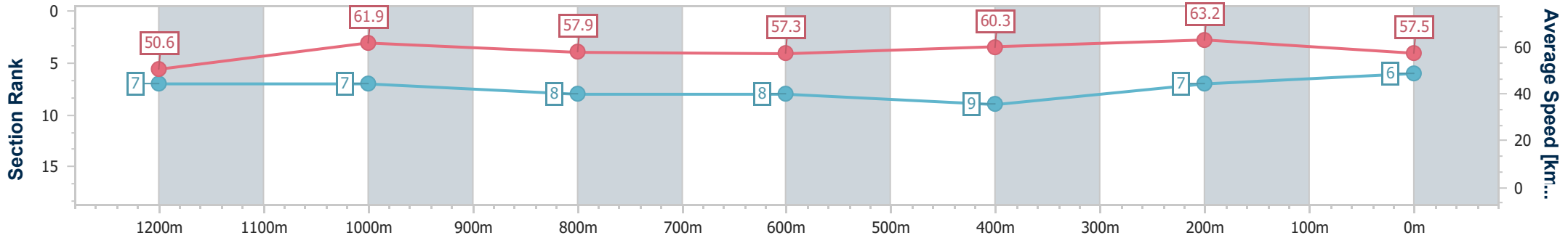
Sunshine Coast QLD Professional  
Race 5: INNOVATIVE PLANNING SOLUTIONS Class 3 Plate - 1400m



16 November 2024 - 15:38

Track Rating: Heavy 8, Weather: Overcast, Rail Position: +2m Entire

Section	Overall	1200m	1000m	800m	600m	400m	200m						
Section Times	1:27.12 [6] (0:14.27)	1:12.85 [7] (0:11.64)	1:01.21 [7] (0:12.50)	0:48.71 [8] (0:12.71)	0:36.00 [8] (0:12.09)	0:23.91 [9] (0:11.40)	0:12.51 [7] (0:12.51)						
Average Speed [km/h]	50.6	61.9	57.9	57.3	60.3	63.2	57.5						
Top Speed [km/h]	62.4	63.4	59.2	60.0	63.2	64.0	61.5						
Avg. Dist. to Rail [m]	5.4	3.1	2.6	1.9	1.7	6.2	7.7						
Avg. Stride Freq. [Hz]	2.2	2.3	2.2	2.2	2.3	2.4	2.3						
Avg. Stride Length [m]	6.1	7.5	7.3	7.1	7.3	7.5	7.1						



- [ ] Ranking at each section and finish
- .-.- No data available at this section
- NA No data available



Horse/Jockey Name	Better Be Nordy
Final Rank	7
Fastest Section Time (Section)	0:11.55 (400m)
Top Speed [km/h] (Section)	64.1 (1200m)
Race State	Finished



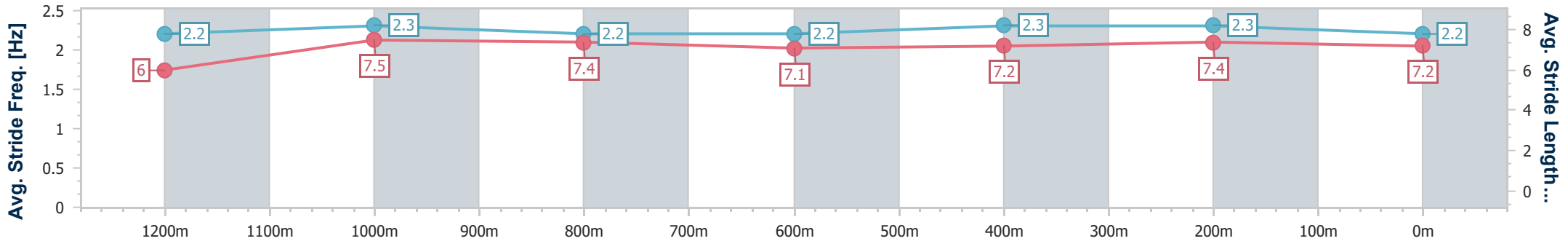
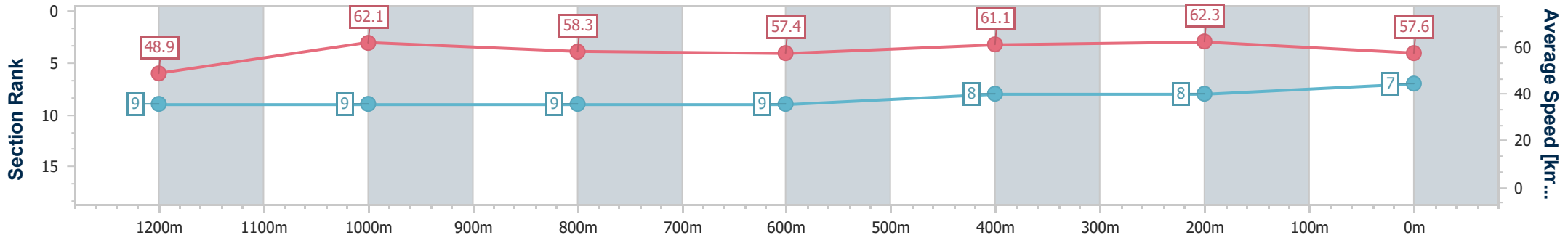
Sunshine Coast QLD Professional  
Race 5: INNOVATIVE PLANNING SOLUTIONS Class 3 Plate - 1400m



16 November 2024 - 15:38

Track Rating: Heavy 8, Weather: Overcast, Rail Position: +2m Entire

Section	Overall	1200m	1000m	800m	600m	400m	200m						
Section Times	1:27.19 [7] (0:14.70)	1:12.49 [9] (0:11.58)	1:00.91 [9] (0:12.41)	0:48.50 [9] (0:12.58)	0:35.92 [9] (0:11.87)	0:24.05 [8] (0:11.55)	0:12.50 [8] (0:12.50)						
Average Speed [km/h]	48.9	62.1	58.3	57.4	61.1	62.3	57.6						
Top Speed [km/h]	64.1	64.1	60.5	61.5	62.1	64.1	60.1						
Avg. Dist. to Rail [m]	11.4	5.4	2.4	0.5	1.3	4.9	6.3						
Avg. Stride Freq. [Hz]	2.2	2.3	2.2	2.2	2.3	2.3	2.2						
Avg. Stride Length [m]	6.0	7.5	7.4	7.1	7.2	7.4	7.2						



- [ ] Ranking at each section and finish
- .-.- No data available at this section
- NA No data available



Horse/Jockey Name	Maxie Tap
Final Rank	8
Fastest Section Time (Section)	0:11.48 (1200m)
Top Speed [km/h] (Section)	63.8 (400m)
Race State	Finished



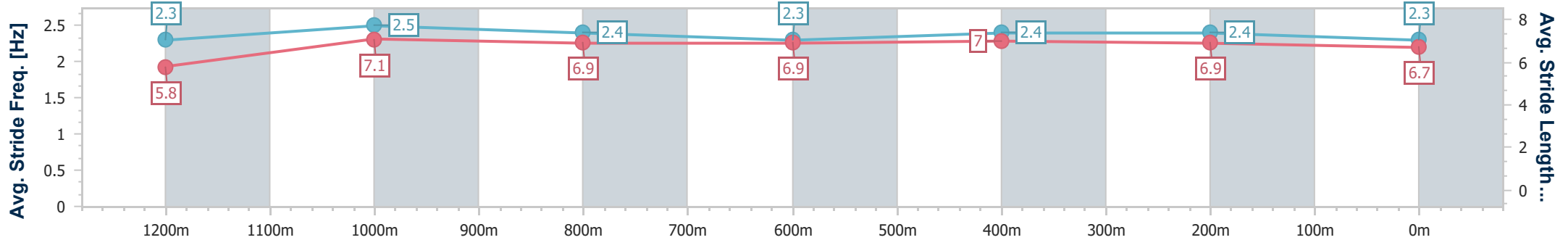
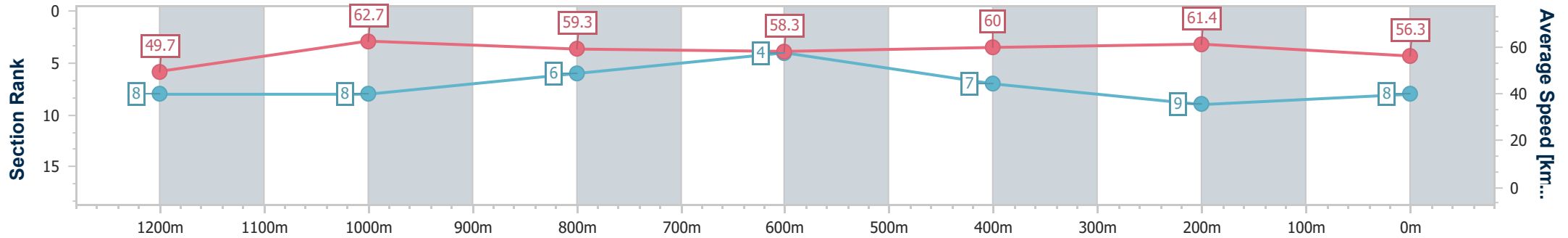
Sunshine Coast QLD Professional  
Race 5: INNOVATIVE PLANNING SOLUTIONS Class 3 Plate - 1400m



16 November 2024 - 15:38

Track Rating: Heavy 8, Weather: Overcast, Rail Position: +2m Entire

Section	Overall	1200m	1000m	800m	600m	400m	200m						
Section Times	1:27.57 [8] (0:14.51)	1:13.06 [8] (0:11.48)	1:01.58 [8] (0:12.21)	0:49.37 [6] (0:12.57)	0:36.80 [4] (0:12.31)	0:24.49 [7] (0:11.71)	0:12.78 [9] (0:12.78)						
Average Speed [km/h]	49.7	62.7	59.3	58.3	60.0	61.4	56.3						
Top Speed [km/h]	63.0	63.4	61.6	59.2	61.0	63.8	61.6						
Avg. Dist. to Rail [m]	9.7	4.4	3.4	3.0	4.0	6.0	6.8						
Avg. Stride Freq. [Hz]	2.3	2.5	2.4	2.3	2.4	2.4	2.3						
Avg. Stride Length [m]	5.8	7.1	6.9	6.9	7.0	6.9	6.7						



- [ ] Ranking at each section and finish
- .-.- No data available at this section
- NA No data available



Horse/Jockey Name	I Am A Marvel
Final Rank	9
Fastest Section Time (Section)	0:11.64 (1200m)
Top Speed [km/h] (Section)	65.7 (Overall)
Race State	Finished



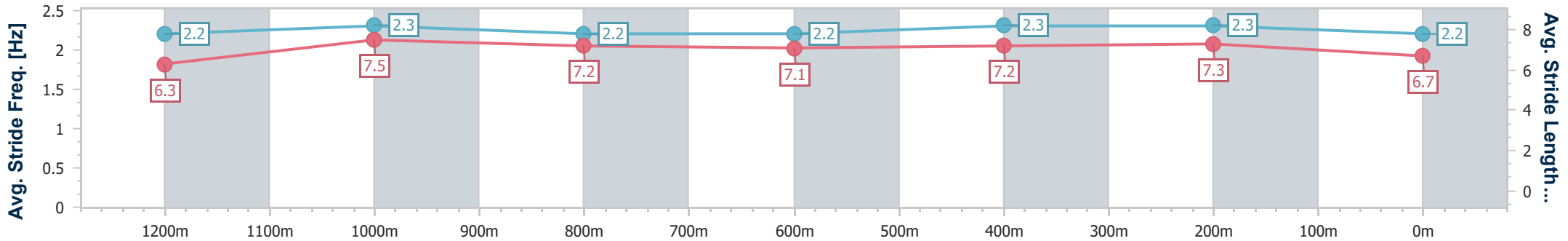
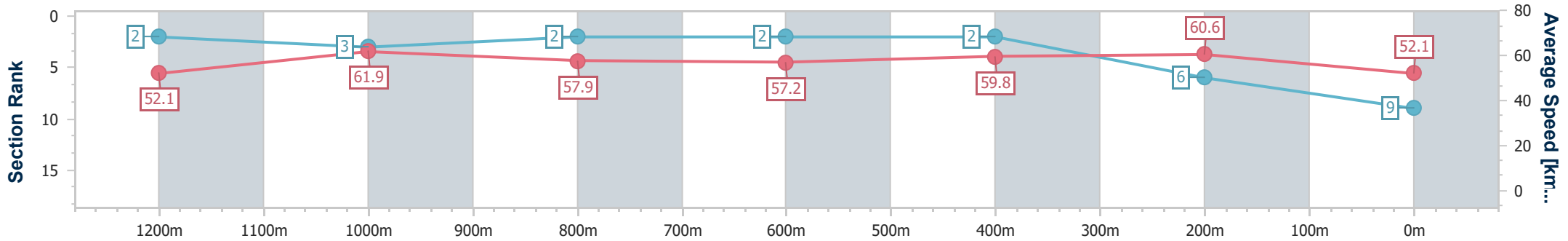
Sunshine Coast QLD Professional  
 Race 5: INNOVATIVE PLANNING SOLUTIONS Class 3 Plate - 1400m



16 November 2024 - 15:38

Track Rating: Heavy 8, Weather: Overcast, Rail Position: +2m Entire

Section	Overall	1200m	1000m	800m	600m	400m	200m
Section Times	1:28.40 [9] (0:13.80)	1:14.60 [2] (0:11.64)	1:02.96 [3] (0:12.45)	0:50.51 [2] (0:12.64)	0:37.87 [2] (0:12.17)	0:25.70 [2] (0:11.89)	0:13.81 [6] (0:13.81)
Average Speed [km/h]	52.1	61.9	57.9	57.2	59.8	60.6	52.1
Top Speed [km/h]	65.7	64.8	60.3	58.7	61.5	62.4	57.2
Avg. Dist. to Rail [m]	7.0	2.1	1.2	0.6	2.1	5.4	5.1
Avg. Stride Freq. [Hz]	2.2	2.3	2.2	2.2	2.3	2.3	2.2
Avg. Stride Length [m]	6.3	7.5	7.2	7.1	7.2	7.3	6.7



- [ ] Ranking at each section and finish
- .-.- No data available at this section
- NA No data available





# Sunshine Coast QLD Professional

## Race 6: LANDMARK RESORT & SPA Class 6 Plate - 1400m

16 November 2024 - 16:17



Track Rating: Heavy 8, Weather: Overcast, Rail Position: +2m Entire

Section		Overall	1200m	1000m	800m	600m	400m	Last 600m				
Field Times		1:24.93 (0:13.36)	1:11.57 (0:10.98)	1:00.59 (0:11.65)	0:48.94 (0:12.35)	0:36.59 (0:12.27)	0:24.32 (0:11.77)	0:36.59				
Rank	TAB Horse/Jockey	Barrier	Top Speed [km/h]	Fastest Section					Distance Travelled [m]			
1	7 <b>INVER PARK</b> Andrew Mallyon	1	65.4 1200m	0:11.12 1200m	1:24.93 [1] (0:14.03)	1:10.90 [5] (0:11.12)	0:59.78 [4] (0:11.68)	0:48.10 [4] (0:11.83)	0:36.27 [4] (0:11.95)	0:24.32 [1] (0:11.77)	0:36.27	
2	12 <b>REDFORD</b> Cody Collis	5	64.3 1200m	0:11.35 1200m	1:25.15 [2] (0:13.93)	1:11.22 [4] (0:11.35)	0:59.87 [5] (0:11.72)	0:48.15 [5] (0:11.91)	0:36.24 [6] (0:11.99)	0:24.25 [8] (0:11.84)	0:36.24	+2
3	5 <b>BLACK DUKE</b> Jake Bayliss	6	64.9 1200m	0:11.23 1200m	1:25.30 [3] (0:14.13)	1:11.17 [7] (0:11.23)	0:59.94 [6] (0:11.74)	0:48.20 [6] (0:11.79)	0:36.41 [5] (0:11.78)	0:24.63 [2] (0:11.75)	0:36.41	-2
4	11 <b>RED TOP</b> Cejay Graham	4	64.3 1200m	0:11.31 1200m	1:25.32 [4] (0:14.24)	1:11.08 [8] (0:11.31)	0:59.77 [8] (0:11.84)	0:47.93 [8] (0:11.77)	0:36.16 [8] (0:11.72)	0:24.44 [7] (0:11.82)	0:36.16	-1
5	9 <b>NAVAL TRADER</b> Nikita Beriman	2	65.1 1200m	0:11.16 1200m	1:25.62 [5] (0:13.88)	1:11.74 [3] (0:11.16)	1:00.58 [3] (0:11.67)	0:48.91 [3] (0:11.92)	0:36.99 [3] (0:12.25)	0:24.74 [6] (0:12.27)	0:36.99	+2
6	15 <b>LARRIKIN ROGUE</b> Damien Thornton	7	65.5 1200m	0:11.35 1200m	1:25.63 [6] (0:14.10)	1:11.53 [6] (0:11.35)	1:00.18 [7] (0:11.76)	0:48.42 [7] (0:11.85)	0:36.57 [7] (0:11.81)	0:24.76 [5] (0:11.78)	0:36.57	+5
7	4 <b>AMERICAN PRESIDENT</b> Luke Tarrant	3	66.0 1200m	0:11.02 1200m	1:26.62 [7] (0:13.63)	1:12.99 [2] (0:11.02)	1:01.97 [2] (0:11.61)	0:50.36 [2] (0:12.25)	0:38.11 [2] (0:12.25)	0:25.86 [3] (0:12.24)	0:38.11	+6
8	1 <b>HOOKS</b> Samantha Collett	8	67.8 Overall	0:10.98 1200m	1:28.28 [8] (0:13.36)	1:14.92 [1] (0:10.98)	1:03.94 [1] (0:11.65)	0:52.29 [1] (0:12.35)	0:39.94 [1] (0:12.47)	0:27.47 [4] (0:12.75)	0:39.94	+4

Scratched: Starry Eyes (#13), Substantial (#8), Evocator (#6), Our Magnus (#10), Sweet Mercy (#14), I Am Artie (#2), Patton (#3)

[ ] Ranking at each section and finish  
 -:-:- No data available at this section  
 NA No data available

SCN Saddle cloth number  
 DNF Did not finish  
 DNT Did not track



**Sunshine Coast QLD Professional**  
**Race 6: LANDMARK RESORT & SPA Class 6 Plate - 1400m**  
 16 November 2024 - 16:17



Track Rating: Heavy 8, Weather: Overcast, Rail Position: +2m Entire

Section							200m			Last 600m
Field Times							0:12.55			0:36.59
							(0:12.55)			
Rank	TAB	Horse/Jockey	Barrier	Top Speed [km/h]	Fastest Section	Margin			Distance Travelled [m]	
1	7	<b>INVER PARK</b> Andrew Mallyon	1	65.4 1200m	0:11.12 1200m	0:12.55 [1] (0:12.55)	1:24.93		0:36.27	
2	12	<b>REDFORD</b> Cody Collis	5	64.3 1200m	0:11.35 1200m	0:12.41 [5] (0:12.41)	1.3L		0:36.24 +2	
3	5	<b>BLACK DUKE</b> Jake Bayliss	6	64.9 1200m	0:11.23 1200m	0:12.88 [2] (0:12.88)	2.1L		0:36.41 -2	
4	11	<b>RED TOP</b> Cejay Graham	4	64.3 1200m	0:11.31 1200m	0:12.62 [4] (0:12.62)	2.2L		0:36.16 -1	
5	9	<b>NAVAL TRADER</b> Nikita Beriman	2	65.1 1200m	0:11.16 1200m	0:12.47 [7] (0:12.47)	3.7L		0:36.99 +2	
6	15	<b>LARRIKIN ROGUE</b> Damien Thornton	7	65.5 1200m	0:11.35 1200m	0:12.98 [3] (0:12.98)	3.8L		0:36.57 +5	
7	4	<b>AMERICAN PRESIDENT</b> Luke Tarrant	3	66.0 1200m	0:11.02 1200m	0:13.62 [6] (0:13.62)	9.6L		0:38.11 +6	
8	1	<b>HOOKS</b> Samantha Collett	8	67.8 Overall	0:10.98 1200m	0:14.72 [8] (0:14.72)	19.1L		0:39.94 +4	

Scratched: Starry Eyes (#13), Substantial (#8), Evocator (#6), Our Magnus (#10), Sweet Mercy (#14), I Am Artie (#2), Patton (#3)

[ ] Ranking at each section and finish  
 -:-:- No data available at this section  
 NA No data available

SCN Saddle cloth number  
 DNF Did not finish  
 DNT Did not track



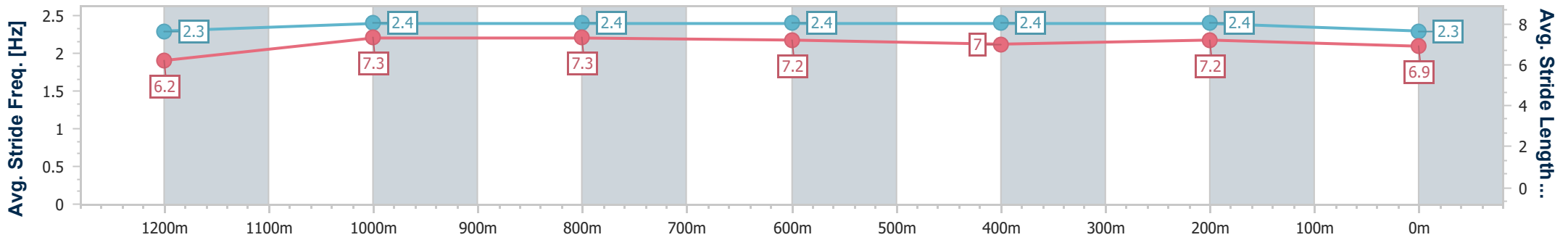
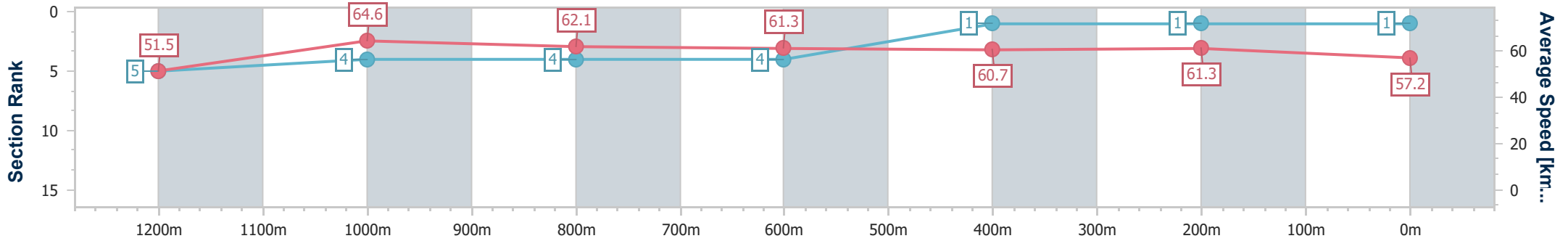
Horse/Jockey Name	Inver Park
Final Rank	1
Fastest Section Time (Section)	0:11.12 (1200m)
Top Speed [km/h] (Section)	65.4 (1200m)
Race State	Finished



Sunshine Coast QLD Professional  
 Race 6: LANDMARK RESORT & SPA Class 6 Plate - 1400m  
 16 November 2024 - 16:17  
 Track Rating: Heavy 8, Weather: Overcast, Rail Position: +2m  
 Entire



Section	Overall	1200m	1000m	800m	600m	400m	200m
Section Times	1:24.93 [1] (0:14.03)	1:10.90 [5] (0:11.12)	0:59.78 [4] (0:11.68)	0:48.10 [4] (0:11.83)	0:36.27 [4] (0:11.95)	0:24.32 [1] (0:11.77)	0:12.55 [1] (0:12.55)
Average Speed [km/h]	51.5	64.6	62.1	61.3	60.7	61.3	57.2
Top Speed [km/h]	65.3	65.4	63.1	62.4	62.1	62.0	60.2
Avg. Dist. to Rail [m]	4.3	2.2	2.3	1.8	1.1	4.4	5.5
Avg. Stride Freq. [Hz]	2.3	2.4	2.4	2.4	2.4	2.4	2.3
Avg. Stride Length [m]	6.2	7.3	7.3	7.2	7.0	7.2	6.9



- [ ] Ranking at each section and finish
- .-.- No data available at this section
- NA No data available



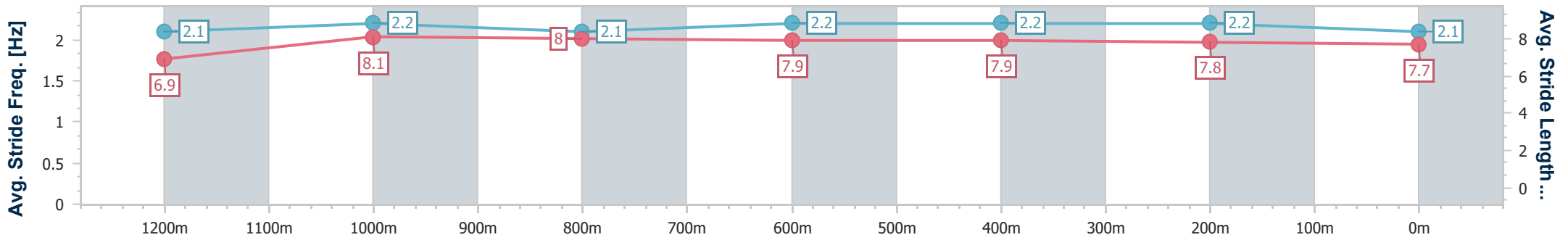
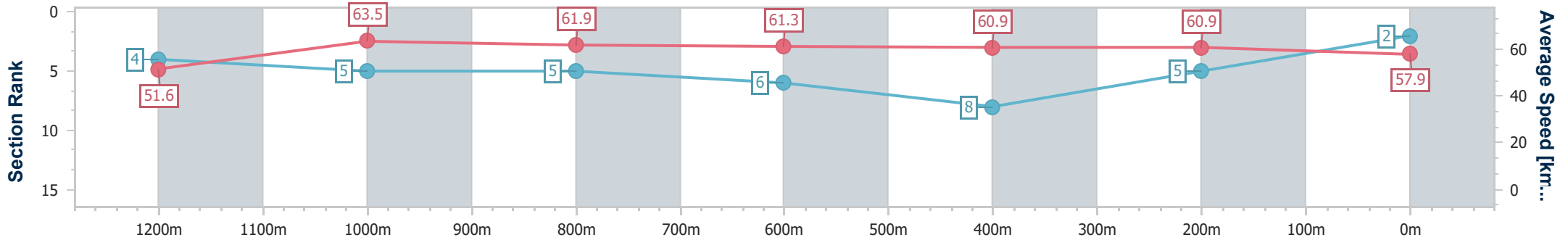
Horse/Jockey Name	Redford
Final Rank	2
Fastest Section Time (Section)	0:11.35 (1200m)
Top Speed [km/h] (Section)	64.3 (1200m)
Race State	Finished



Sunshine Coast QLD Professional  
 Race 6: LANDMARK RESORT & SPA Class 6 Plate - 1400m  
 16 November 2024 - 16:17  
 Track Rating: Heavy 8, Weather: Overcast, Rail Position: +2m  
 Entire



Section	Overall	1200m	1000m	800m	600m	400m	200m
Section Times	1:25.15 [2] (0:13.93)	1:11.22 [4] (0:11.35)	0:59.87 [5] (0:11.72)	0:48.15 [5] (0:11.91)	0:36.24 [6] (0:11.99)	0:24.25 [8] (0:11.84)	0:12.41 [5] (0:12.41)
Average Speed [km/h]	51.6	63.5	61.9	61.3	60.9	60.9	57.9
Top Speed [km/h]	63.8	64.3	63.0	62.3	61.6	62.0	61.9
Avg. Dist. to Rail [m]	8.6	4.3	3.8	2.2	2.2	5.1	6.7
Avg. Stride Freq. [Hz]	2.1	2.2	2.1	2.2	2.2	2.2	2.1
Avg. Stride Length [m]	6.9	8.1	8.0	7.9	7.9	7.8	7.7



- [ ] Ranking at each section and finish
- .-.- No data available at this section
- NA No data available



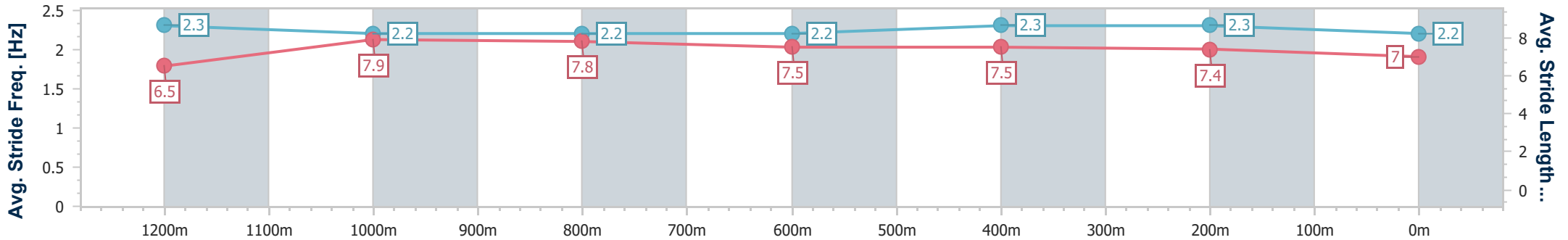
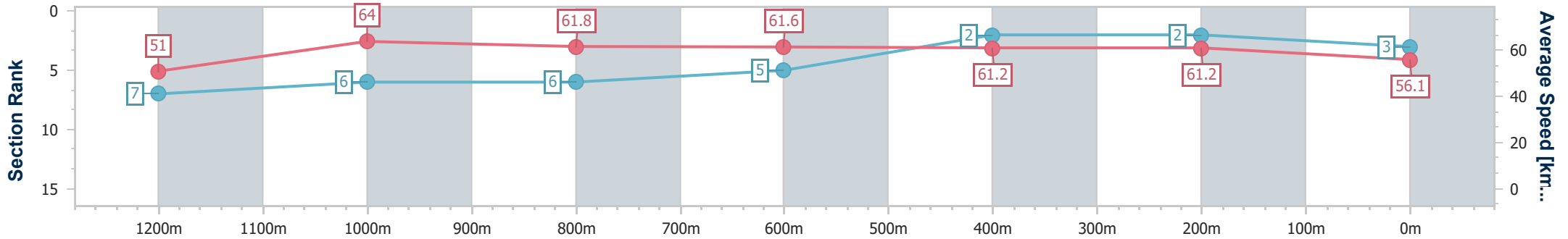
Horse/Jockey Name	Black Duke
Final Rank	3
Fastest Section Time (Section)	0:11.23 (1200m)
Top Speed [km/h] (Section)	64.9 (1200m)
Race State	Finished



Sunshine Coast QLD Professional  
 Race 6: LANDMARK RESORT & SPA Class 6 Plate - 1400m  
 16 November 2024 - 16:17  
 Track Rating: Heavy 8, Weather: Overcast, Rail Position: +2m  
 Entire



Section	Overall	1200m	1000m	800m	600m	400m	200m
Section Times	1:25.30 [3] (0:14.13)	1:11.17 [7] (0:11.23)	0:59.94 [6] (0:11.74)	0:48.20 [6] (0:11.79)	0:36.41 [5] (0:11.78)	0:24.63 [2] (0:11.75)	0:12.88 [2] (0:12.88)
Average Speed [km/h]	51.0	64.0	61.8	61.6	61.2	61.2	56.1
Top Speed [km/h]	64.1	64.9	63.3	62.0	62.0	62.1	59.5
Avg. Dist. to Rail [m]	8.5	3.4	2.9	1.3	0.6	3.3	4.4
Avg. Stride Freq. [Hz]	2.3	2.2	2.2	2.2	2.3	2.3	2.2
Avg. Stride Length [m]	6.5	7.9	7.8	7.5	7.5	7.4	7.0



- [ ] Ranking at each section and finish
- .-.- No data available at this section
- NA No data available



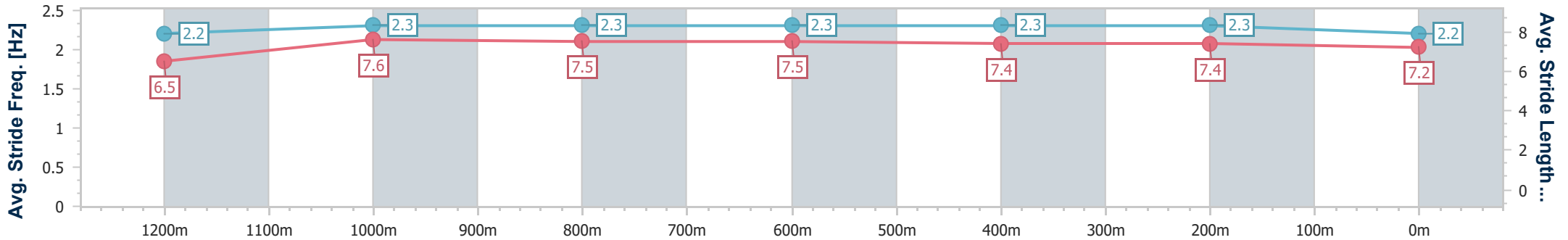
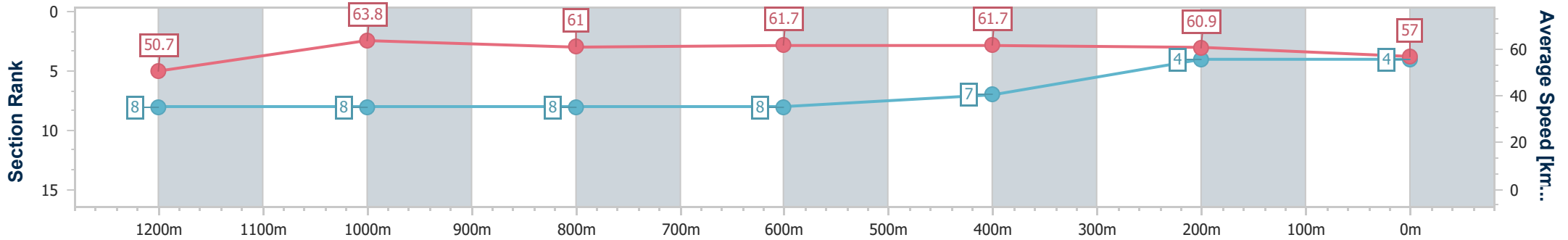
Horse/Jockey Name	Red Top
Final Rank	4
Fastest Section Time (Section)	0:11.31 (1200m)
Top Speed [km/h] (Section)	64.3 (1200m)
Race State	Finished



Sunshine Coast QLD Professional  
 Race 6: LANDMARK RESORT & SPA Class 6 Plate - 1400m  
 16 November 2024 - 16:17  
 Track Rating: Heavy 8, Weather: Overcast, Rail Position: +2m  
 Entire



Section	Overall	1200m	1000m	800m	600m	400m	200m
Section Times	1:25.32 [4] (0:14.24)	1:11.08 [8] (0:11.31)	0:59.77 [8] (0:11.84)	0:47.93 [8] (0:11.77)	0:36.16 [8] (0:11.72)	0:24.44 [7] (0:11.82)	0:12.62 [4] (0:12.62)
Average Speed [km/h]	50.7	63.8	61.0	61.7	61.7	60.9	57.0
Top Speed [km/h]	63.8	64.3	62.8	63.0	61.8	61.6	60.1
Avg. Dist. to Rail [m]	7.2	2.8	2.6	1.3	0.6	2.7	4.3
Avg. Stride Freq. [Hz]	2.2	2.3	2.3	2.3	2.3	2.3	2.2
Avg. Stride Length [m]	6.5	7.6	7.5	7.5	7.4	7.4	7.2



- [ ] Ranking at each section and finish
- .-.- No data available at this section
- NA No data available



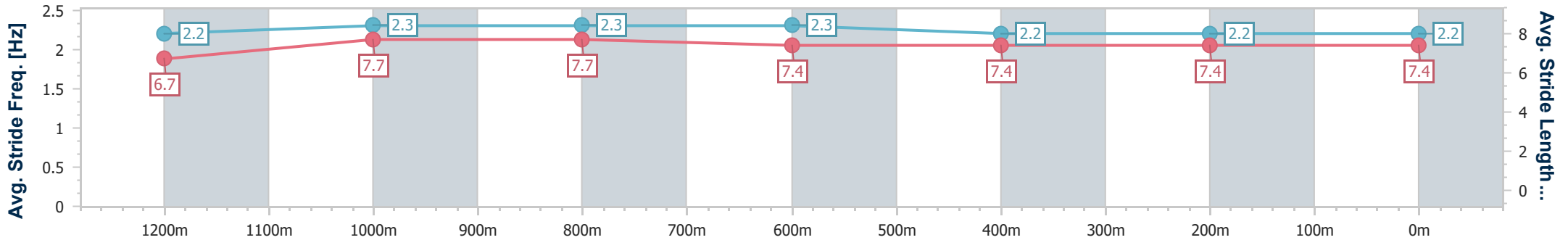
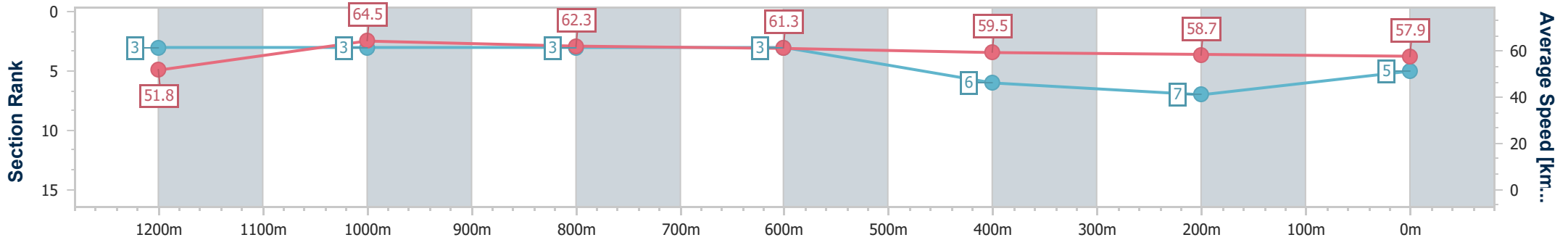
Horse/Jockey Name	Naval Trader
Final Rank	5
Fastest Section Time (Section)	0:11.16 (1200m)
Top Speed [km/h] (Section)	65.1 (1200m)
Race State	Finished



Sunshine Coast QLD Professional  
 Race 6: LANDMARK RESORT & SPA Class 6 Plate - 1400m  
 16 November 2024 - 16:17  
 Track Rating: Heavy 8, Weather: Overcast, Rail Position: +2m  
 Entire



Section	Overall	1200m	1000m	800m	600m	400m	200m
Section Times	1:25.62 [5] (0:13.88)	1:11.74 [3] (0:11.16)	1:00.58 [3] (0:11.67)	0:48.91 [3] (0:11.92)	0:36.99 [3] (0:12.25)	0:24.74 [6] (0:12.27)	0:12.47 [7] (0:12.47)
Average Speed [km/h]	51.8	64.5	62.3	61.3	59.5	58.7	57.9
Top Speed [km/h]	64.8	65.1	63.2	61.6	61.5	60.3	60.1
Avg. Dist. to Rail [m]	6.1	3.5	3.1	2.6	2.1	5.1	5.9
Avg. Stride Freq. [Hz]	2.2	2.3	2.3	2.3	2.2	2.2	2.2
Avg. Stride Length [m]	6.7	7.7	7.7	7.4	7.4	7.4	7.4



- [ ] Ranking at each section and finish
- .-.- No data available at this section
- NA No data available



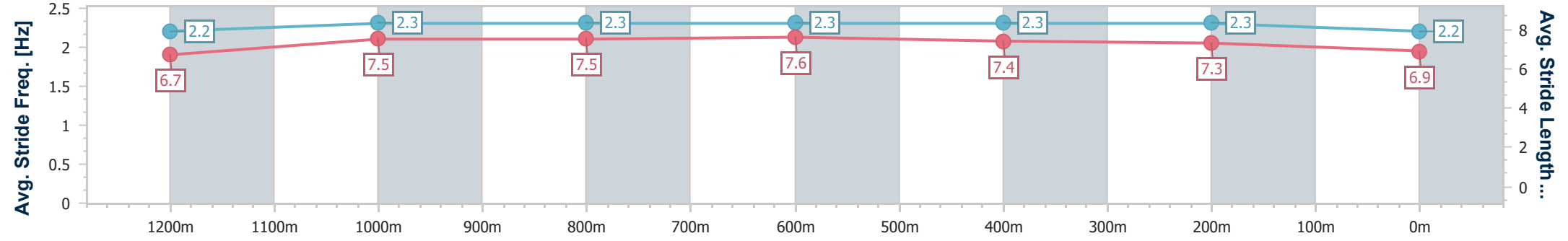
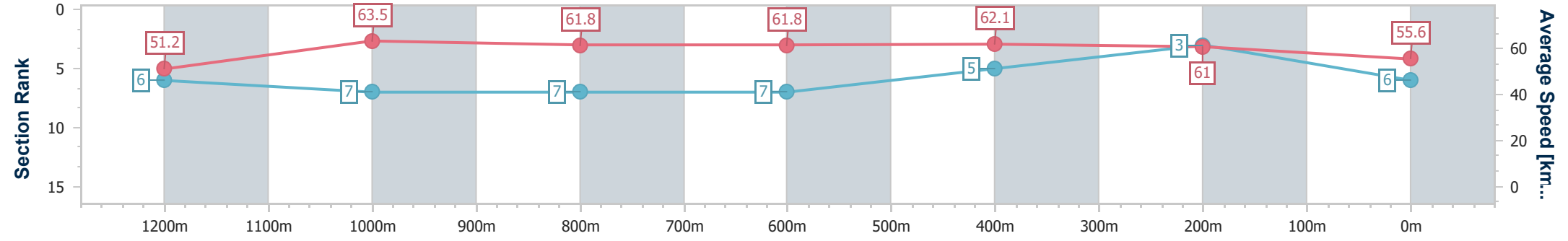
Horse/Jockey Name	Larrikin Rogue
Final Rank	6
Fastest Section Time (Section)	0:11.35 (1200m)
Top Speed [km/h] (Section)	65.5 (1200m)
Race State	Finished



Sunshine Coast QLD Professional  
 Race 6: LANDMARK RESORT & SPA Class 6 Plate - 1400m  
 16 November 2024 - 16:17  
 Track Rating: Heavy 8, Weather: Overcast, Rail Position: +2m  
 Entire



Section	Overall	1200m	1000m	800m	600m	400m	200m
Section Times	1:25.63 [6] (0:14.10)	1:11.53 [6] (0:11.35)	1:00.18 [7] (0:11.76)	0:48.42 [7] (0:11.85)	0:36.57 [7] (0:11.81)	0:24.76 [5] (0:11.78)	0:12.98 [3] (0:12.98)
Average Speed [km/h]	51.2	63.5	61.8	61.8	62.1	61.0	55.6
Top Speed [km/h]	65.5	65.5	62.9	63.2	63.2	62.9	59.6
Avg. Dist. to Rail [m]	10.2	5.7	4.4	3.0	3.2	6.7	8.0
Avg. Stride Freq. [Hz]	2.2	2.3	2.3	2.3	2.3	2.3	2.2
Avg. Stride Length [m]	6.7	7.5	7.5	7.6	7.4	7.3	6.9



- [ ] Ranking at each section and finish
- .-.- No data available at this section
- NA No data available





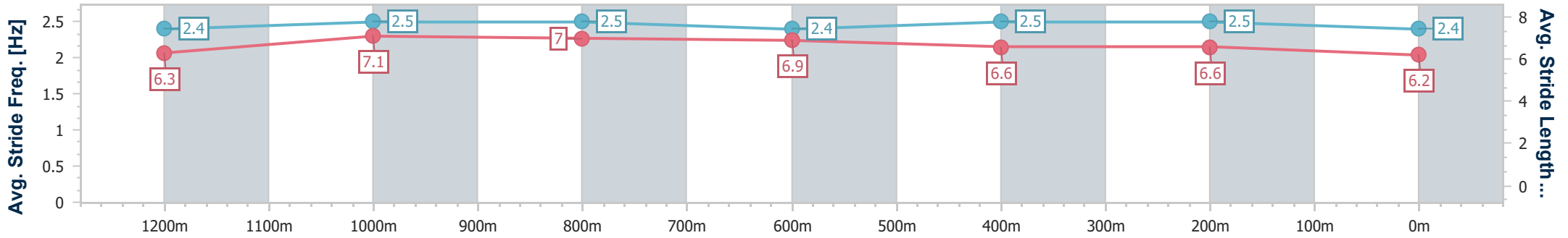
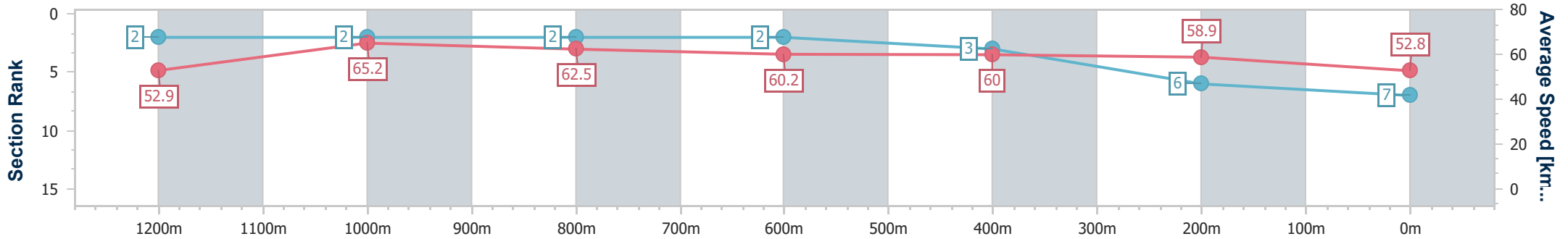
Horse/Jockey Name	American President
Final Rank	7
Fastest Section Time (Section)	0:11.02 (1200m)
Top Speed [km/h] (Section)	66.0 (1200m)
Race State	Finished



Sunshine Coast QLD Professional  
 Race 6: LANDMARK RESORT & SPA Class 6 Plate - 1400m  
 16 November 2024 - 16:17  
 Track Rating: Heavy 8, Weather: Overcast, Rail Position: +2m  
 Entire



Section	Overall	1200m	1000m	800m	600m	400m	200m
Section Times	1:26.62 [7] (0:13.63)	1:12.99 [2] (0:11.02)	1:01.97 [2] (0:11.61)	0:50.36 [2] (0:12.25)	0:38.11 [2] (0:12.25)	0:25.86 [3] (0:12.24)	0:13.62 [6] (0:13.62)
Average Speed [km/h]	52.9	65.2	62.5	60.2	60.0	58.9	52.8
Top Speed [km/h]	65.9	66.0	64.1	60.9	60.7	60.6	56.6
Avg. Dist. to Rail [m]	6.9	2.5	3.2	4.0	3.7	6.1	7.1
Avg. Stride Freq. [Hz]	2.4	2.5	2.5	2.4	2.5	2.5	2.4
Avg. Stride Length [m]	6.3	7.1	7.0	6.9	6.6	6.6	6.2



- [ ] Ranking at each section and finish
- .-.- No data available at this section
- NA No data available



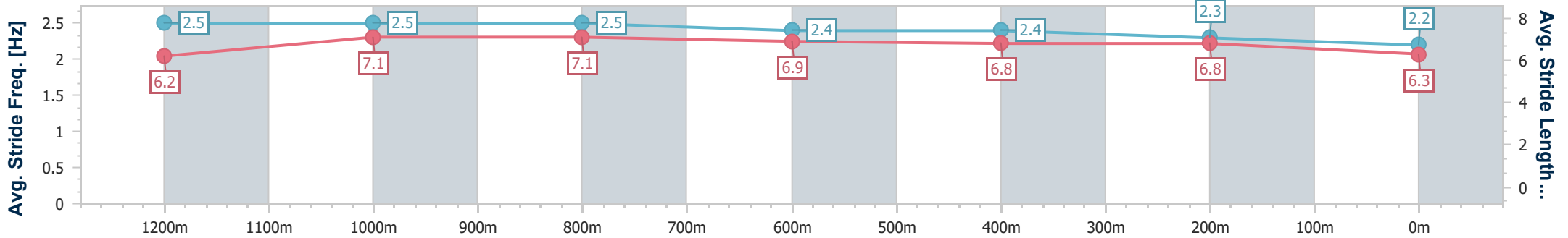
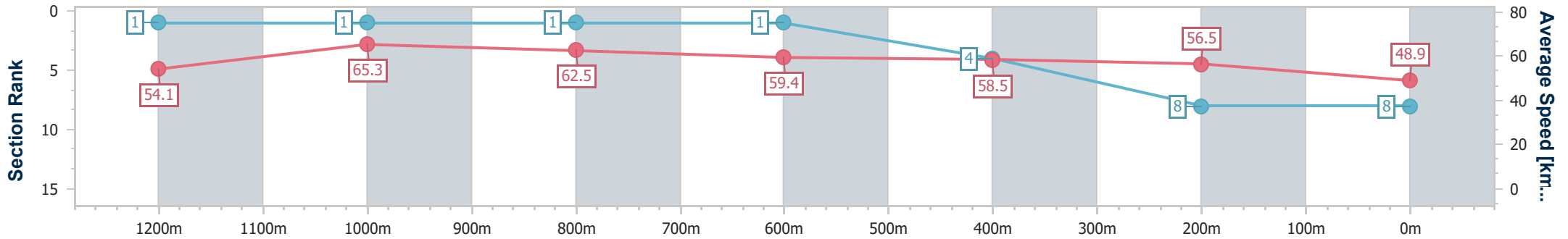
Horse/Jockey Name	Hooks
Final Rank	8
Fastest Section Time (Section)	0:10.98 (1200m)
Top Speed [km/h] (Section)	67.8 (Overall)
Race State	Finished



Sunshine Coast QLD Professional  
 Race 6: LANDMARK RESORT & SPA Class 6 Plate - 1400m  
 16 November 2024 - 16:17  
 Track Rating: Heavy 8, Weather: Overcast, Rail Position: +2m  
 Entire



Section	Overall	1200m	1000m	800m	600m	400m	200m
Section Times	1:28.28 [8] (0:13.36)	1:14.92 [1] (0:10.98)	1:03.94 [1] (0:11.65)	0:52.29 [1] (0:12.35)	0:39.94 [1] (0:12.47)	0:27.47 [4] (0:12.75)	0:14.72 [8] (0:14.72)
Average Speed [km/h]	54.1	65.3	62.5	59.4	58.5	56.5	48.9
Top Speed [km/h]	67.8	67.7	64.3	61.0	59.4	58.1	54.5
Avg. Dist. to Rail [m]	11.7	4.6	3.8	3.4	2.1	3.1	2.9
Avg. Stride Freq. [Hz]	2.5	2.5	2.5	2.4	2.4	2.3	2.2
Avg. Stride Length [m]	6.2	7.1	7.1	6.9	6.8	6.8	6.3



- [ ] Ranking at each section and finish
- .-.- No data available at this section
- NA No data available



**Sunshine Coast QLD Professional**  
**Race 7: THE DOCK MOOLOOLABA QTIS 3YO QUALITY HANDICAP - 1400m**  
**16 November 2024 - 16:57**



Track Rating: Heavy 8, Weather: Overcast, Rail Position: +2m Entire

Section		Overall	1200m	1000m	800m	600m	400m	Last 600m				
Field Times		1:26.88 (0:13.94)	1:12.94 (0:11.90)	1:01.04 (0:12.72)	0:48.32 (0:12.95)	0:35.37 (0:12.37)	0:23.00 (0:11.28)	0:35.37				
Rank	TAB Horse/Jockey	Barrier	Top Speed [km/h]	Fastest Section					Distance Travelled [m]			
1	3 APUNTAR Taylor Marshall	1	65.6 400m	0:11.19 400m	1:26.88 [1] (0:14.19)	1:12.69 [4] (0:12.04)	1:00.65 [3] (0:12.73)	0:47.92 [3] (0:12.87)	0:35.05 [3] (0:12.14)	0:22.91 [2] (0:11.19)	0:35.05	
2	11 NOBLE DECREE Angela Jones	5	65.3 400m	0:11.24 400m	1:27.16 [2] (0:13.96)	1:13.20 [2] (0:12.09)	1:01.11 [2] (0:12.83)	0:48.28 [2] (0:12.90)	0:35.38 [2] (0:12.20)	0:23.18 [3] (0:11.24)	0:35.38	+1
3	2 CAN'T RECALL ONE James Orman	4	65.8 400m	0:11.17 400m	1:27.33 [3] (0:14.32)	1:13.01 [6] (0:12.19)	1:00.82 [5] (0:12.77)	0:48.05 [5] (0:12.89)	0:35.16 [5] (0:12.15)	0:23.01 [5] (0:11.17)	0:35.16	+5
4	4 BLANTONS RUN Mark Du Plessis	3	64.9 400m	0:11.24 400m	1:27.43 [4] (0:14.13)	1:13.30 [3] (0:12.11)	1:01.19 [4] (0:12.82)	0:48.37 [4] (0:12.82)	0:35.55 [4] (0:12.13)	0:23.42 [4] (0:11.24)	0:35.55	+4
5	8 MOON SWEEPER Andrew Mallyon	8	64.5 400m	0:11.28 400m	1:27.65 [5] (0:14.29)	1:13.36 [5] (0:12.70)	1:00.66 [8] (0:12.54)	0:48.12 [7] (0:12.79)	0:35.33 [7] (0:12.21)	0:23.12 [7] (0:11.28)	0:35.33	+8
6	9 THE SUN DANCE Luke Tarrant	2	63.4 400m	0:11.52 400m	1:27.81 [6] (0:13.94)	1:13.87 [1] (0:11.90)	1:01.97 [1] (0:12.72)	0:49.25 [1] (0:12.95)	0:36.30 [1] (0:12.37)	0:23.93 [1] (0:11.52)	0:36.30	+3
7	1 BEAU DAZZLER Bailey Wheeler	9	64.2 400m	0:11.45 400m	1:28.31 [7] (0:14.56)	1:13.75 [9] (0:12.47)	1:01.28 [9] (0:12.74)	0:48.54 [9] (0:12.77)	0:35.77 [9] (0:12.00)	0:23.77 [8] (0:11.45)	0:35.77	+3
8	10 PIERATA'S GEM Damien Thornton	6	63.9 400m	0:11.52 400m	1:28.57 [8] (0:14.36)	1:14.21 [7] (0:12.22)	1:01.99 [6] (0:12.80)	0:49.19 [6] (0:12.85)	0:36.34 [6] (0:12.14)	0:24.20 [6] (0:11.52)	0:36.34	+4
9	7 MISHANI ECLIPSE Luke Dempsey	7	60.7 Overall	0:12.14 400m	1:30.09 [9] (0:14.48)	1:15.61 [8] (0:12.40)	1:03.21 [7] (0:12.80)	0:50.41 [8] (0:12.69)	0:37.72 [8] (0:12.42)	0:25.30 [9] (0:12.14)	0:37.72	+2

Scratched: Blitzum (#5), Laridae (#6)

[ ] Ranking at each section and finish  
 -:-:- No data available at this section  
 NA No data available

SCN Saddle cloth number  
 DNF Did not finish  
 DNT Did not track



**Sunshine Coast QLD Professional**  
**Race 7: THE DOCK MOOLOOLABA QTIS 3YO QUALITY HANDICAP -**  
**1400m**  
**16 November 2024 - 16:57**



Track Rating: Heavy 8, Weather: Overcast, Rail Position: +2m Entire

Section				200m				Last 600m	
Field Times				0:11.72 (0:11.72)				0:35.37	
Rank	TAB	Horse/Jockey	Barrier	Top Speed [km/h]	Fastest Section	Margin			Distance Travelled [m]
1	3	<b>APUNTAR</b> Taylor Marshall	1	65.6 400m	0:11.19 400m	0:11.72 [1] (0:11.72)	1:26.88		0:35.05
2	11	<b>NOBLE DECREE</b> Angela Jones	5	65.3 400m	0:11.24 400m	0:11.94 [2] (0:11.94)	1.5L		0:35.38 +1
3	2	<b>CAN'T RECALL ONE</b> James Orman	4	65.8 400m	0:11.17 400m	0:11.84 [5] (0:11.84)	2.5L		0:35.16 +5
4	4	<b>BLANTONS RUN</b> Mark Du Plessis	3	64.9 400m	0:11.24 400m	0:12.18 [3] (0:12.18)	3L		0:35.55 +4
5	8	<b>MOON SWEEPER</b> Andrew Mallyon	8	64.5 400m	0:11.28 400m	0:11.84 [6] (0:11.84)	4L		0:35.33 +8
6	9	<b>THE SUN DANCE</b> Luke Tarrant	2	63.4 400m	0:11.52 400m	0:12.41 [4] (0:12.41)	4.8L		0:36.30 +3
7	1	<b>BEAU DAZZLER</b> Bailey Wheeler	9	64.2 400m	0:11.45 400m	0:12.32 [8] (0:12.32)	7.6L		0:35.77 +3
8	10	<b>PIERATA'S GEM</b> Damien Thornton	6	63.9 400m	0:11.52 400m	0:12.68 [7] (0:12.68)	8.9L		0:36.34 +4
9	7	<b>MISHANI ECLIPSE</b> Luke Dempsey	7	60.7 Overall	0:12.14 400m	0:13.16 [9] (0:13.16)	17.7L		0:37.72 +2

Scratched: Blitzum (#5), Laridae (#6)

[ ] Ranking at each section and finish  
 -:-:- No data available at this section  
 NA No data available

SCN Saddle cloth number  
 DNF Did not finish  
 DNT Did not track



Horse/Jockey Name	Apuntar
Final Rank	1
Fastest Section Time (Section)	0:11.19 (400m)
Top Speed [km/h] (Section)	65.6 (400m)
Race State	Finished



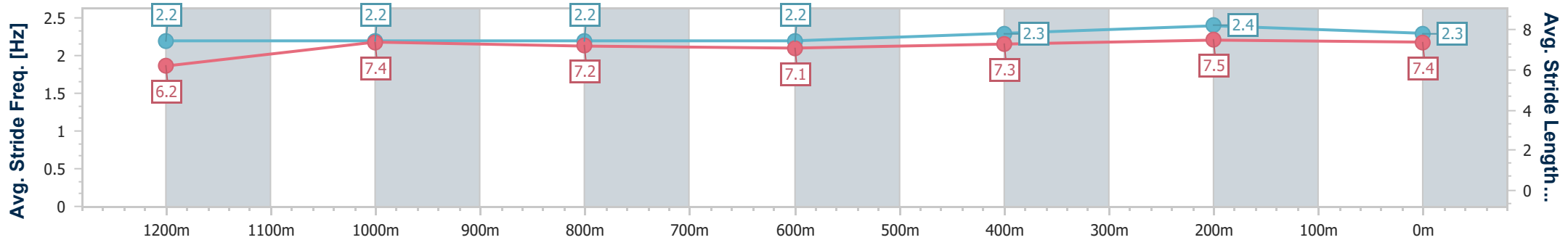
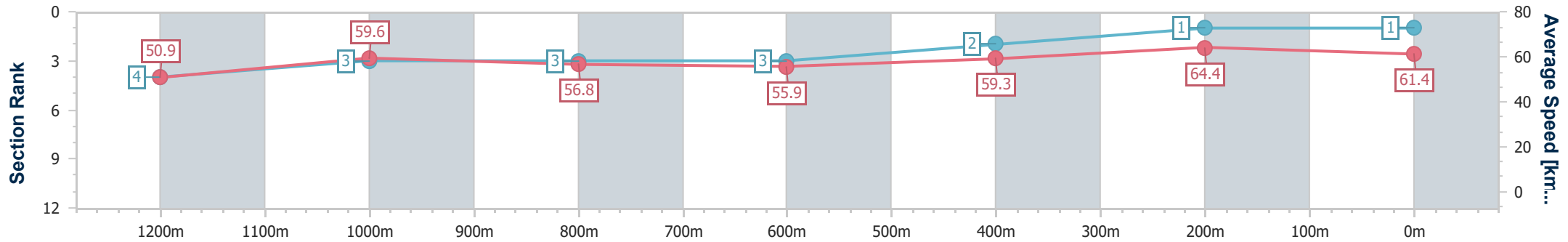
Sunshine Coast QLD Professional  
Race 7: THE DOCK MOOLOOLABA QTIS 3YO QUALITY  
HANDICAP - 1400m



16 November 2024 - 16:57

Track Rating: Heavy 8, Weather: Overcast, Rail Position: +2m  
Entire

Section	Overall	1200m	1000m	800m	600m	400m	200m
Section Times	1:26.88 [1] (0:14.19)	1:12.69 [4] (0:12.04)	1:00.65 [3] (0:12.73)	0:47.92 [3] (0:12.87)	0:35.05 [3] (0:12.14)	0:22.91 [2] (0:11.19)	0:11.72 [1] (0:11.72)
Average Speed [km/h]	50.9	59.6	56.8	55.9	59.3	64.4	61.4
Top Speed [km/h]	63.0	61.9	58.2	57.5	62.6	65.6	63.9
Avg. Dist. to Rail [m]	4.2	1.8	1.5	0.5	0.4	2.5	3.1
Avg. Stride Freq. [Hz]	2.2	2.2	2.2	2.2	2.3	2.4	2.3
Avg. Stride Length [m]	6.2	7.4	7.2	7.1	7.3	7.5	7.4



- [ ] Ranking at each section and finish
- .-.- No data available at this section
- NA No data available



Horse/Jockey Name	Noble Decree
Final Rank	2
Fastest Section Time (Section)	0:11.24 (400m)
Top Speed [km/h] (Section)	65.3 (400m)
Race State	Finished



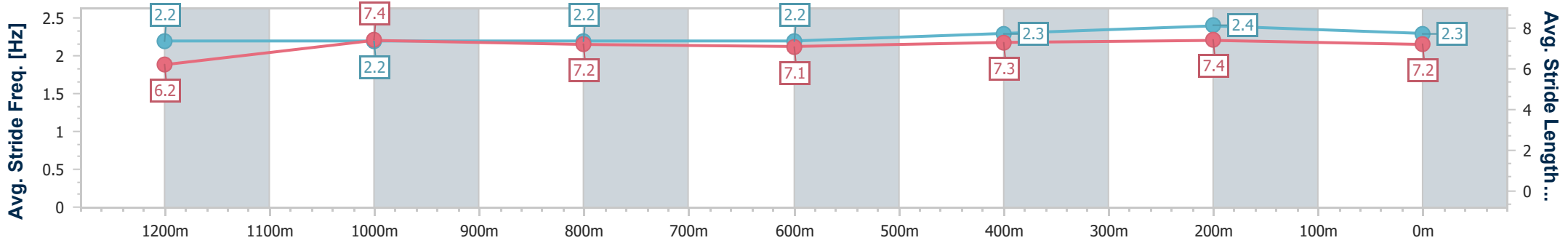
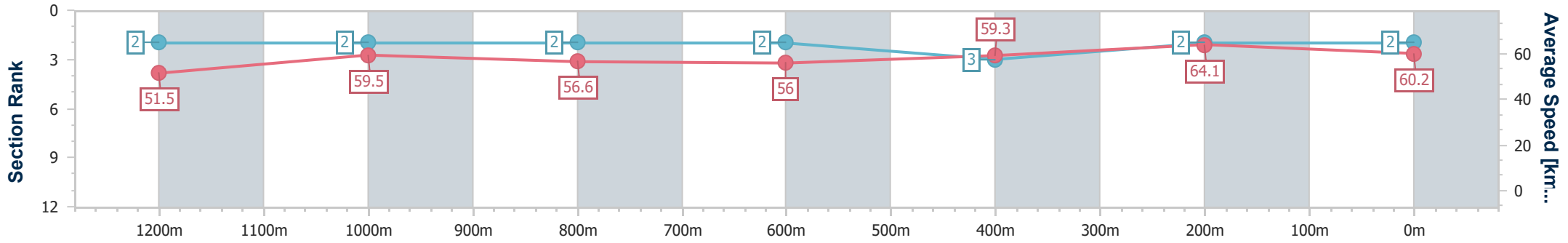
Sunshine Coast QLD Professional  
Race 7: THE DOCK MOOLOOLABA QTIS 3YO QUALITY  
HANDICAP - 1400m



16 November 2024 - 16:57

Track Rating: Heavy 8, Weather: Overcast, Rail Position: +2m  
Entire

Section	Overall	1200m	1000m	800m	600m	400m	200m						
Section Times	1:27.16 [2] (0:13.96)	1:13.20 [2] (0:12.09)	1:01.11 [2] (0:12.83)	0:48.28 [2] (0:12.90)	0:35.38 [2] (0:12.20)	0:23.18 [3] (0:11.24)	0:11.94 [2] (0:11.94)						
Average Speed [km/h]	51.5	59.5	56.6	56.0	59.3	64.1	60.2						
Top Speed [km/h]	63.2	62.6	58.1	57.0	62.4	65.3	63.9						
Avg. Dist. to Rail [m]	7.6	2.3	2.4	0.8	0.4	4.8	6.7						
Avg. Stride Freq. [Hz]	2.2	2.2	2.2	2.2	2.3	2.4	2.3						
Avg. Stride Length [m]	6.2	7.4	7.2	7.1	7.3	7.4	7.2						



- [ ] Ranking at each section and finish
- .-.- No data available at this section
- NA No data available



Horse/Jockey Name	Can't Recall One
Final Rank	3
Fastest Section Time (Section)	0:11.17 (400m)
Top Speed [km/h] (Section)	65.8 (400m)
Race State	Finished



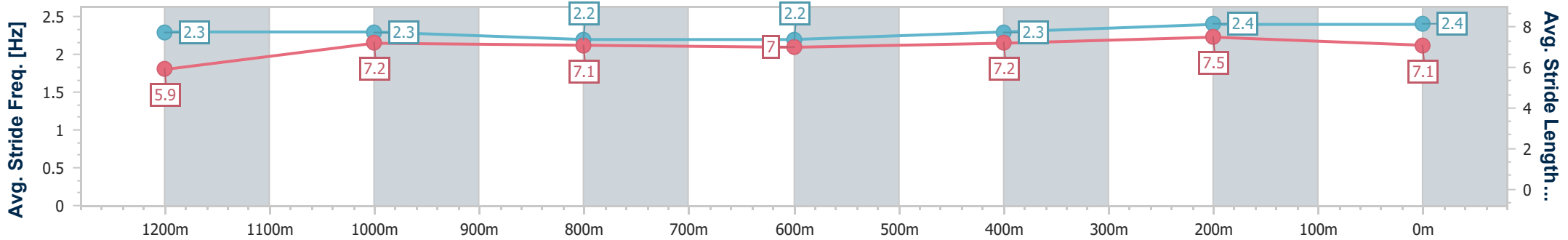
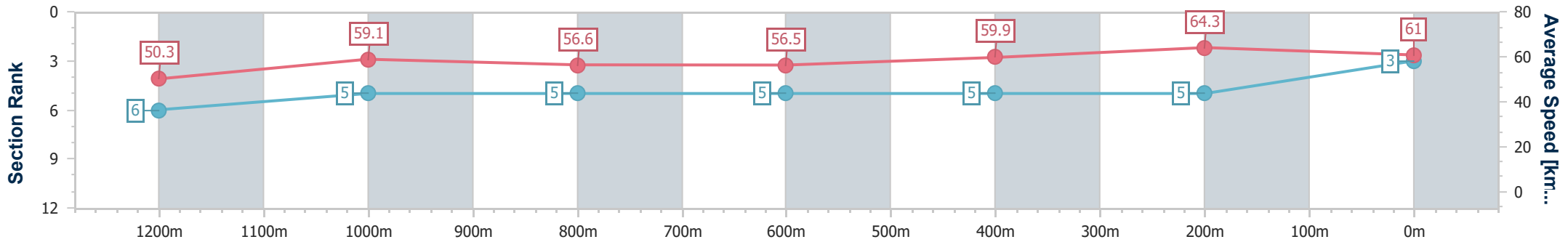
Sunshine Coast QLD Professional  
Race 7: THE DOCK MOOLOOLABA QTIS 3YO QUALITY  
HANDICAP - 1400m



16 November 2024 - 16:57

Track Rating: Heavy 8, Weather: Overcast, Rail Position: +2m  
Entire

Section	Overall	1200m	1000m	800m	600m	400m	200m						
Section Times	1:27.33 [3] (0:14.32)	1:13.01 [6] (0:12.19)	1:00.82 [5] (0:12.77)	0:48.05 [5] (0:12.89)	0:35.16 [5] (0:12.15)	0:23.01 [5] (0:11.17)	0:11.84 [5] (0:11.84)						
Average Speed [km/h]	50.3	59.1	56.6	56.5	59.9	64.3	61.0						
Top Speed [km/h]	64.2	61.6	58.4	57.6	64.3	65.8	64.7						
Avg. Dist. to Rail [m]	7.1	2.7	2.1	1.9	2.0	6.2	5.1						
Avg. Stride Freq. [Hz]	2.3	2.3	2.2	2.2	2.3	2.4	2.4						
Avg. Stride Length [m]	5.9	7.2	7.1	7.0	7.2	7.5	7.1						



- [ ] Ranking at each section and finish
- .-.- No data available at this section
- NA No data available



Horse/Jockey Name	Blantons Run
Final Rank	4
Fastest Section Time (Section)	0:11.24 (400m)
Top Speed [km/h] (Section)	64.9 (400m)
Race State	Finished



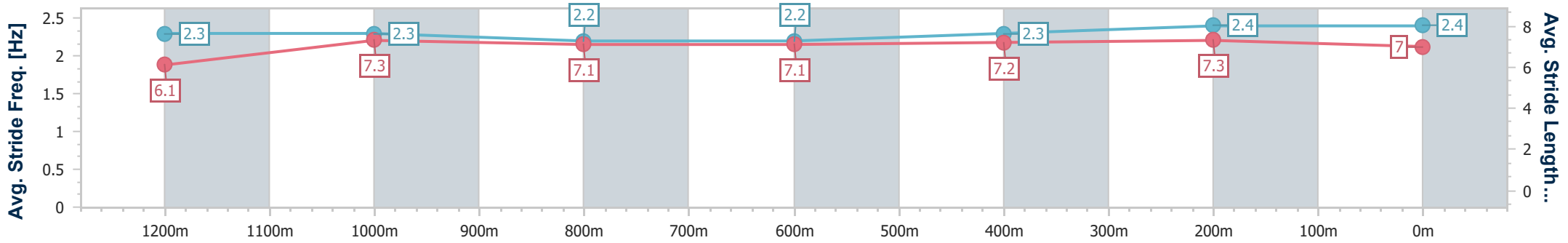
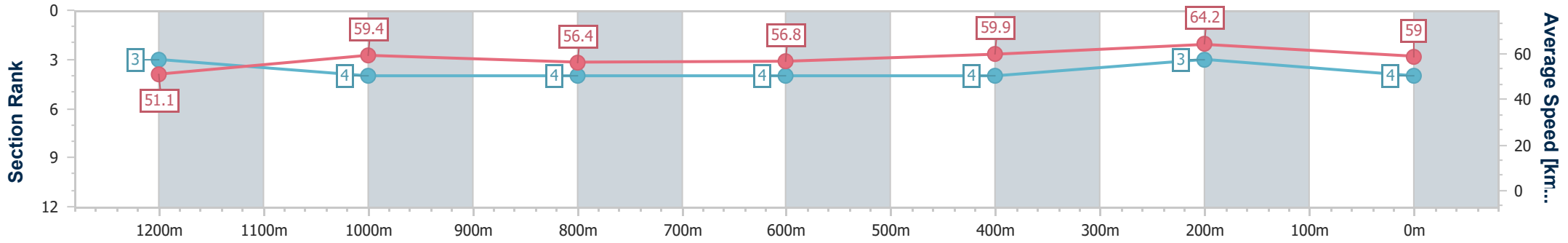
Sunshine Coast QLD Professional  
Race 7: THE DOCK MOOLOOLABA QTIS 3YO QUALITY  
HANDICAP - 1400m



16 November 2024 - 16:57

Track Rating: Heavy 8, Weather: Overcast, Rail Position: +2m  
Entire

Section	Overall	1200m	1000m	800m	600m	400m	200m							
Section Times	1:27.43 [4] (0:14.13)	1:13.30 [3] (0:12.11)	1:01.19 [4] (0:12.82)	0:48.37 [4] (0:12.82)	0:35.55 [4] (0:12.13)	0:23.42 [4] (0:11.24)	0:12.18 [3] (0:12.18)							
Average Speed [km/h]	51.1	59.4	56.4	56.8	59.9	64.2	59.0							
Top Speed [km/h]	62.5	61.3	57.5	57.9	63.4	64.9	63.3							
Avg. Dist. to Rail [m]	6.6	2.9	2.6	1.4	1.9	7.0	7.4							
Avg. Stride Freq. [Hz]	2.3	2.3	2.2	2.2	2.3	2.4	2.4							
Avg. Stride Length [m]	6.1	7.3	7.1	7.1	7.2	7.3	7.0							



- [ ] Ranking at each section and finish
- .-.- No data available at this section
- NA No data available





Horse/Jockey Name	Moon Sweeper
Final Rank	5
Fastest Section Time (Section)	0:11.28 (400m)
Top Speed [km/h] (Section)	64.5 (400m)
Race State	Finished



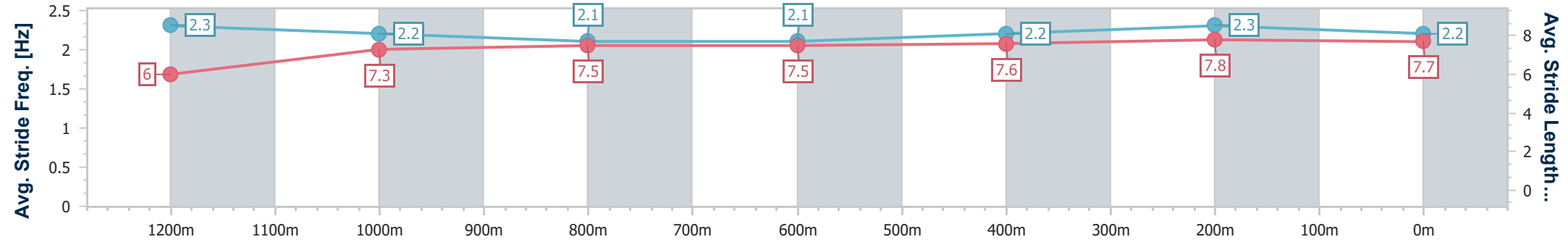
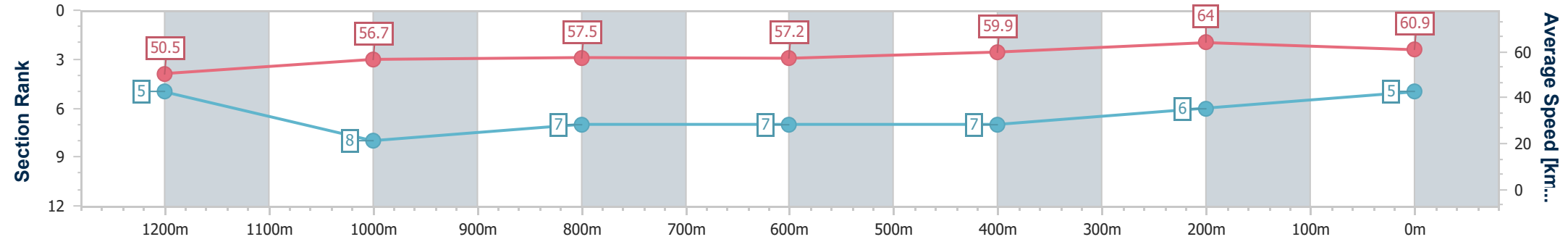
Sunshine Coast QLD Professional  
 Race 7: THE DOCK MOOLOOLABA QTIS 3YO QUALITY  
 HANDICAP - 1400m



16 November 2024 - 16:57

Track Rating: Heavy 8, Weather: Overcast, Rail Position: +2m  
 Entire

Section	Overall	1200m	1000m	800m	600m	400m	200m						
Section Times	1:27.65 [5] (0:14.29)	1:13.36 [5] (0:12.70)	1:00.66 [8] (0:12.54)	0:48.12 [7] (0:12.79)	0:35.33 [7] (0:12.21)	0:23.12 [7] (0:11.28)	0:11.84 [6] (0:11.84)						
Average Speed [km/h]	50.5	56.7	57.5	57.2	59.9	64.0	60.9						
Top Speed [km/h]	61.4	59.6	58.2	58.0	63.8	64.5	62.9						
Avg. Dist. to Rail [m]	11.9	5.0	2.1	2.5	3.3	4.9	5.5						
Avg. Stride Freq. [Hz]	2.3	2.2	2.1	2.1	2.2	2.3	2.2						
Avg. Stride Length [m]	6.0	7.3	7.5	7.5	7.6	7.8	7.7						



- [ ] Ranking at each section and finish
- .-.- No data available at this section
- NA No data available



Horse/Jockey Name	The Sun Dance
Final Rank	6
Fastest Section Time (Section)	0:11.52 (400m)
Top Speed [km/h] (Section)	63.4 (400m)
Race State	Finished



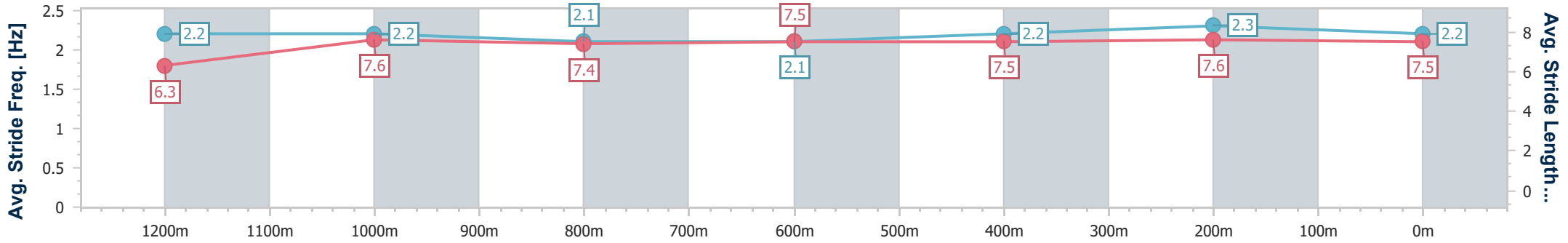
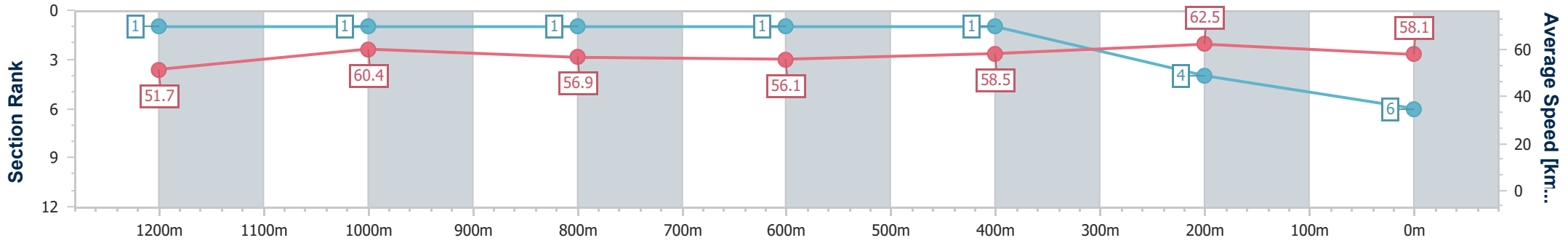
Sunshine Coast QLD Professional  
 Race 7: THE DOCK MOOLOOLABA QTIS 3YO QUALITY  
 HANDICAP - 1400m



16 November 2024 - 16:57

Track Rating: Heavy 8, Weather: Overcast, Rail Position: +2m  
 Entire

Section	Overall	1200m	1000m	800m	600m	400m	200m
Section Times	1:27.81 [6] (0:13.94)	1:13.87 [1] (0:11.90)	1:01.97 [1] (0:12.72)	0:49.25 [1] (0:12.95)	0:36.30 [1] (0:12.37)	0:23.93 [1] (0:11.52)	0:12.41 [4] (0:12.41)
Average Speed [km/h]	51.7	60.4	56.9	56.1	58.5	62.5	58.1
Top Speed [km/h]	62.9	62.5	58.3	56.6	62.2	63.4	61.9
Avg. Dist. to Rail [m]	4.7	1.5	2.0	1.1	1.0	4.8	4.0
Avg. Stride Freq. [Hz]	2.2	2.2	2.1	2.1	2.2	2.3	2.2
Avg. Stride Length [m]	6.3	7.6	7.4	7.5	7.5	7.6	7.5



- [ ] Ranking at each section and finish
- .-.- No data available at this section
- NA No data available



Horse/Jockey Name	Beau Dazzler
Final Rank	7
Fastest Section Time (Section)	0:11.45 (400m)
Top Speed [km/h] (Section)	64.2 (400m)
Race State	Finished



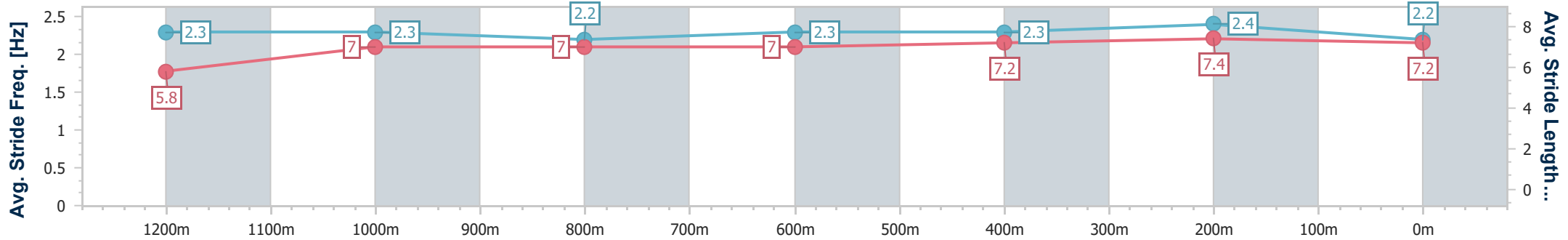
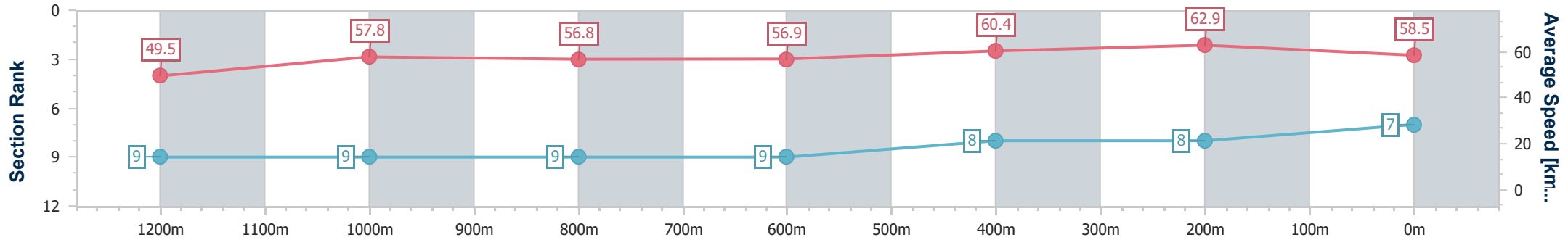
Sunshine Coast QLD Professional  
Race 7: THE DOCK MOOLOOLABA QTIS 3YO QUALITY  
HANDICAP - 1400m



16 November 2024 - 16:57

Track Rating: Heavy 8, Weather: Overcast, Rail Position: +2m  
Entire

Section	Overall	1200m	1000m	800m	600m	400m	200m
Section Times	1:28.31 [7] (0:14.56)	1:13.75 [9] (0:12.47)	1:01.28 [9] (0:12.74)	0:48.54 [9] (0:12.77)	0:35.77 [9] (0:12.00)	0:23.77 [8] (0:11.45)	0:12.32 [8] (0:12.32)
Average Speed [km/h]	49.5	57.8	56.8	56.9	60.4	62.9	58.5
Top Speed [km/h]	60.9	60.7	60.3	58.0	62.6	64.2	61.1
Avg. Dist. to Rail [m]	13.0	5.8	3.1	1.4	1.2	4.7	5.2
Avg. Stride Freq. [Hz]	2.3	2.3	2.2	2.3	2.3	2.4	2.2
Avg. Stride Length [m]	5.8	7.0	7.0	7.0	7.2	7.4	7.2



- [ ] Ranking at each section and finish
- .-.- No data available at this section
- NA No data available



Horse/Jockey Name	Pierata's Gem
Final Rank	8
Fastest Section Time (Section)	0:11.52 (400m)
Top Speed [km/h] (Section)	63.9 (400m)
Race State	Finished



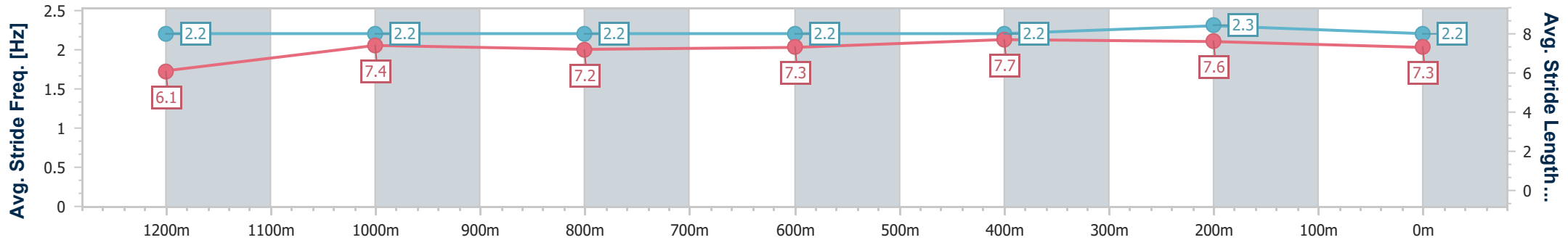
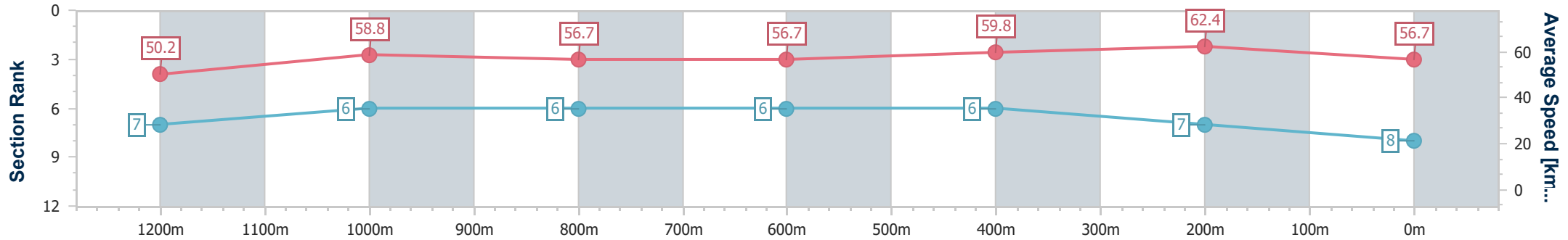
Sunshine Coast QLD Professional  
Race 7: THE DOCK MOOLOOLABA QTIS 3YO QUALITY  
HANDICAP - 1400m



16 November 2024 - 16:57

Track Rating: Heavy 8, Weather: Overcast, Rail Position: +2m  
Entire

Section	Overall	1200m	1000m	800m	600m	400m	200m						
Section Times	1:28.57 [8] (0:14.36)	1:14.21 [7] (0:12.22)	1:01.99 [6] (0:12.80)	0:49.19 [6] (0:12.85)	0:36.34 [6] (0:12.14)	0:24.20 [6] (0:11.52)	0:12.68 [7] (0:12.68)						
Average Speed [km/h]	50.2	58.8	56.7	56.7	59.8	62.4	56.7						
Top Speed [km/h]	61.3	61.2	57.6	58.6	63.0	63.9	60.8						
Avg. Dist. to Rail [m]	9.4	3.4	3.4	1.8	1.0	5.6	7.0						
Avg. Stride Freq. [Hz]	2.2	2.2	2.2	2.2	2.2	2.3	2.2						
Avg. Stride Length [m]	6.1	7.4	7.2	7.3	7.7	7.6	7.3						



- [ ] Ranking at each section and finish
- .-.- No data available at this section
- NA No data available



Horse/Jockey Name	Mishani Eclipse
Final Rank	9
Fastest Section Time (Section)	0:12.14 (400m)
Top Speed [km/h] (Section)	60.7 (Overall)
Race State	Finished



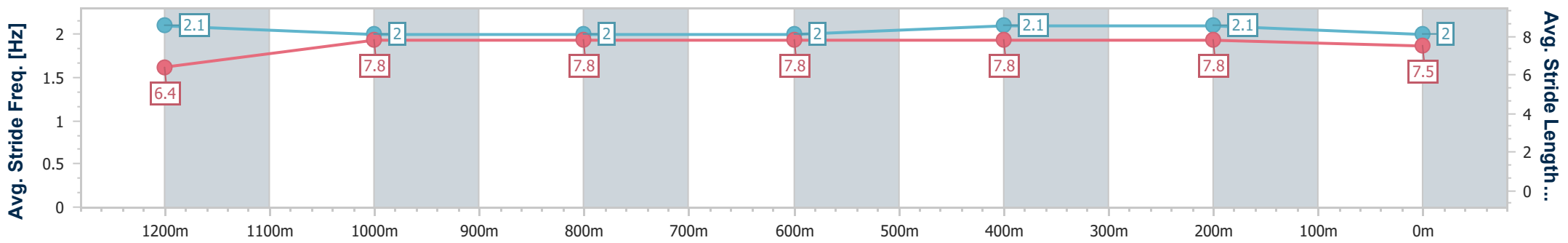
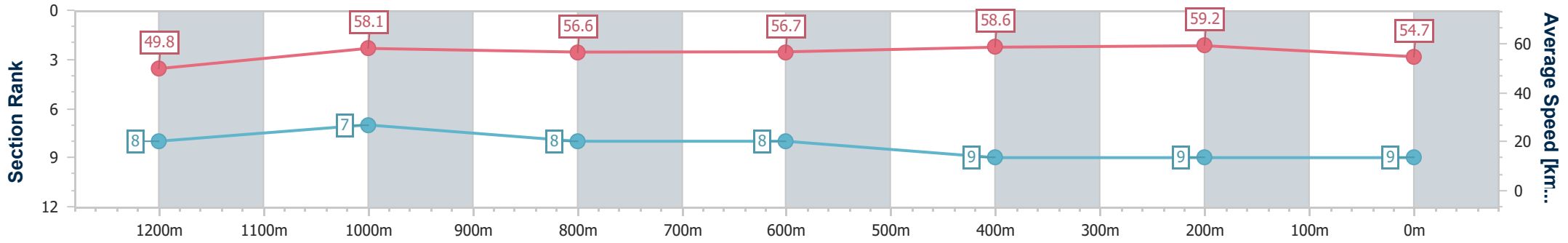
Sunshine Coast QLD Professional  
 Race 7: THE DOCK MOOLOOLABA QTIS 3YO QUALITY  
 HANDICAP - 1400m



16 November 2024 - 16:57

Track Rating: Heavy 8, Weather: Overcast, Rail Position: +2m  
 Entire

Section	Overall	1200m	1000m	800m	600m	400m	200m						
Section Times	1:30.09 [9] (0:14.48)	1:15.61 [8] (0:12.40)	1:03.21 [7] (0:12.80)	0:50.41 [8] (0:12.69)	0:37.72 [8] (0:12.42)	0:25.30 [9] (0:12.14)	0:13.16 [9] (0:13.16)						
Average Speed [km/h]	49.8	58.1	56.6	56.7	58.6	59.2	54.7						
Top Speed [km/h]	60.7	60.3	57.6	57.8	60.1	60.3	57.5						
Avg. Dist. to Rail [m]	10.1	4.2	2.8	0.5	1.8	3.9	3.1						
Avg. Stride Freq. [Hz]	2.1	2.0	2.0	2.0	2.1	2.1	2.0						
Avg. Stride Length [m]	6.4	7.8	7.8	7.8	7.8	7.8	7.5						



- [ ] Ranking at each section and finish
- .-.- No data available at this section
- NA No data available

Track Rating: Heavy 8, Weather: Overcast, Rail Position: +2m Entire

Section		Overall	1400m	1200m	1000m	800m	600m	400m	Last 600m				
Field Times		1:38.71 (0:13.44)	1:25.27 (0:11.61)	1:13.66 (0:12.53)	1:01.13 (0:12.97)	0:48.16 (0:12.73)	0:35.43 (0:12.05)	0:23.38 (0:11.49)	0:35.43				
Rank	TAB Horse/Jockey	Barrier	Top Speed [km/h]	Fastest Section									Distance Travelled [m]
1	9 <b>KERCHAK</b> Cody Collis	11	65.5 200m	0:11.25 400m	1:38.71 [1] (0:13.99)	1:24.72 [7] (0:11.93)	1:12.79 [7] (0:12.37)	1:00.42 [6] (0:12.82)	0:47.60 [5] (0:12.55)	0:35.05 [4] (0:11.91)	0:23.14 [4] (0:11.25)	0:35.05	
2	11 <b>POETIC DRAMA</b> Cejay Graham	8	65.0 1400m	0:11.47 400m	1:39.00 [2] (0:13.60)	1:25.40 [3] (0:11.90)	1:13.50 [3] (0:12.54)	1:00.96 [4] (0:12.95)	0:48.01 [3] (0:12.62)	0:35.39 [3] (0:11.93)	0:23.46 [3] (0:11.47)	0:35.39	+3
3	5 <b>BROOKHAVEN</b> Tahlia Fenlon	10	65.7 400m	0:11.19 400m	1:39.10 [3] (0:14.33)	1:24.77 [11] (0:12.14)	1:12.63 [11] (0:12.36)	1:00.27 [11] (0:13.01)	0:47.26 [11] (0:12.32)	0:34.94 [10] (0:11.85)	0:23.09 [10] (0:11.19)	0:34.94	-8
4	7 <b>ENCODER</b> Damien Thornton	5	64.9 400m	0:11.32 400m	1:39.36 [4] (0:14.25)	1:25.11 [10] (0:12.00)	1:13.11 [10] (0:12.38)	1:00.73 [9] (0:12.87)	0:47.86 [8] (0:12.37)	0:35.49 [7] (0:11.91)	0:23.58 [6] (0:11.32)	0:35.49	+0
5	1 <b>JUNIPAL</b> James Orman	6	64.8 400m	0:11.35 400m	1:39.46 [5] (0:13.80)	1:25.66 [5] (0:12.01)	1:13.65 [5] (0:12.53)	1:01.12 [7] (0:13.01)	0:48.11 [7] (0:12.59)	0:35.52 [8] (0:11.95)	0:23.57 [9] (0:11.35)	0:35.52	+1
6	10 <b>THE DROVER</b> Luke Tarrant	2	64.6 200m	0:11.41 400m	1:39.48 [6] (0:14.15)	1:25.33 [9] (0:12.00)	1:13.33 [9] (0:12.51)	1:00.82 [10] (0:12.97)	0:47.85 [10] (0:12.56)	0:35.29 [11] (0:11.89)	0:23.40 [11] (0:11.41)	0:35.29	-7
7	3 <b>WAPITI</b> Andrew Mallyon	4	63.8 400m	0:11.54 400m	1:39.71 [7] (0:13.99)	1:25.72 [8] (0:11.99)	1:13.73 [8] (0:12.53)	1:01.20 [8] (0:13.02)	0:48.18 [9] (0:12.53)	0:35.65 [9] (0:11.73)	0:23.92 [7] (0:11.54)	0:35.65	-8
8	4 <b>WINSTON SMURFHILL</b> Nikita Beriman	7	65.5 1400m	0:11.61 1400m	1:39.71 [8] (0:13.44)	1:26.27 [1] (0:11.61)	1:14.66 [1] (0:12.53)	1:02.13 [1] (0:12.97)	0:49.16 [1] (0:12.73)	0:36.43 [1] (0:12.05)	0:24.38 [1] (0:11.70)	0:36.43	-11
9	2 <b>DUNE FORTY FIVE</b> Boris Thornton	3	64.2 1400m	0:11.65 400m	1:39.72 [9] (0:13.76)	1:25.96 [4] (0:11.85)	1:14.11 [4] (0:12.40)	1:01.71 [3] (0:13.02)	0:48.69 [4] (0:12.68)	0:36.01 [5] (0:11.99)	0:24.02 [5] (0:11.65)	0:36.01	-15
10	8 <b>MENAZZI</b> Bailey Wheeler	9	65.8 1400m	0:11.59 1400m	1:40.30 [10] (0:13.57)	1:26.73 [2] (0:11.59)	1:15.14 [2] (0:12.56)	1:02.58 [2] (0:13.05)	0:49.53 [2] (0:12.68)	0:36.85 [2] (0:12.07)	0:24.78 [2] (0:11.69)	0:36.85	-9

Scratched: Koruto (#12)



**Sunshine Coast QLD Professional**  
**Race 8: TAB MOOLOOLABA CUP - 1600m**  
 16 November 2024 - 17:33



Track Rating: Heavy 8, Weather: Overcast, Rail Position: +2m Entire

Section		Overall	1400m	1200m	1000m	800m	600m	400m	Last 600m				
Field Times		1:38.71 (0:13.44)	1:25.27 (0:11.61)	1:13.66 (0:12.53)	1:01.13 (0:12.97)	0:48.16 (0:12.73)	0:35.43 (0:12.05)	0:23.38 (0:11.49)	0:35.43				
Rank	TAB Horse/Jockey	Barrier	Top Speed [km/h]	Fastest Section					Distance Travelled [m]				
11	6 LINTHORPE LAD Taylor Marshall	1	62.9 1400m	0:11.87 400m	1:40.57 [11] (0:13.95)	1:26.62 [6] (0:11.90)	1:14.72 [6] (0:12.43)	1:02.29 [5] (0:12.93)	0:49.36 [6] (0:12.63)	0:36.73 [6] (0:12.03)	0:24.70 [8] (0:11.87)	0:36.73	-7

Scratched: Koruto (#12)

[ ] Ranking at each section and finish  
 -:-:- No data available at this section  
 NA No data available

SCN Saddle cloth number  
 DNF Did not finish  
 DNT Did not track



Sunshine Coast QLD Professional  
 Race 8: TAB MOOLOOLABA CUP - 1600m  
 16 November 2024 - 17:33



Track Rating: Heavy 8, Weather: Overcast, Rail Position: +2m Entire

Section							200m			Last 600m
Field Times							0:11.89			0:35.43
							(0:11.89)			
Rank	TAB	Horse/Jockey	Barrier	Top Speed [km/h]	Fastest Section	Margin			Distance Travelled [m]	
1	9	<b>KERCHAK</b>	11	65.5	0:11.25	0:11.89 [1]	1:38.71		0:35.05	
		Cody Collis		200m	400m	(0:11.89)				
2	11	<b>POETIC DRAMA</b>	8	65.0	0:11.47	0:11.99 [2]	1.5L		0:35.39 +3	
		Cejay Graham		1400m	400m	(0:11.99)				
3	5	<b>BROOKHAVEN</b>	10	65.7	0:11.19	0:11.90 [5]	2L		0:34.94 -8	
		Tahlia Fenlon		400m	400m	(0:11.90)				
4	7	<b>ENCODER</b>	5	64.9	0:11.32	0:12.26 [4]	3.5L		0:35.49 +0	
		Damien Thornton		400m	400m	(0:12.26)				
5	1	<b>JUNIPAL</b>	6	64.8	0:11.35	0:12.22 [7]	4L		0:35.52 +1	
		James Orman		400m	400m	(0:12.22)				
6	10	<b>THE DROVER</b>	2	64.6	0:11.41	0:11.99 [10]	4.1L		0:35.29 -7	
		Luke Tarrant		200m	400m	(0:11.99)				
7	3	<b>WAPITI</b>	4	63.8	0:11.54	0:12.38 [8]	5.4L		0:35.65 -8	
		Andrew Mallyon		400m	400m	(0:12.38)				
8	4	<b>WINSTON SMURFHILL</b>	7	65.5	0:11.61	0:12.68 [3]	5.5L		0:36.43 -11	
		Nikita Beriman		1400m	1400m	(0:12.68)				
9	2	<b>DUNE FORTY FIVE</b>	3	64.2	0:11.65	0:12.37 [9]	5.6L		0:36.01 -15	
		Boris Thornton		1400m	400m	(0:12.37)				
10	8	<b>MENAZZI</b>	9	65.8	0:11.59	0:13.09 [6]	8.9L		0:36.85 -9	
		Bailey Wheeler		1400m	1400m	(0:13.09)				

Scratched: Koruto (#12)

[ ] Ranking at each section and finish  
 -:-:- No data available at this section  
 NA No data available

SCN Saddle cloth number  
 DNF Did not finish  
 DNT Did not track





Sunshine Coast QLD Professional  
 Race 8: TAB MOOLOOLABA CUP - 1600m  
 16 November 2024 - 17:33



Track Rating: Heavy 8, Weather: Overcast, Rail Position: +2m Entire

Section				200m				Last 600m	
Field Times				0:11.89 (0:11.89)				0:35.43	
Rank	TAB Horse/Jockey	Barrier	Top Speed [km/h]	Fastest Section	Margin			Distance Travelled [m]	
11	6 LINTHORPE LAD	1	62.9	0:11.87	0:12.83 [11]	10.4L			0:36.73
	Taylor Marshall		1400m	400m	(0:12.83)				-7

Scratched: Koruto (#12)

[ ] Ranking at each section and finish  
 -:-:- No data available at this section  
 NA No data available

SCN Saddle cloth number  
 DNF Did not finish  
 DNT Did not track



Horse/Jockey Name	Kerchak
Final Rank	1
Fastest Section Time (Section)	0:11.25 (400m)
Top Speed [km/h] (Section)	65.5 (200m)
Race State	Finished



Sunshine Coast QLD Professional

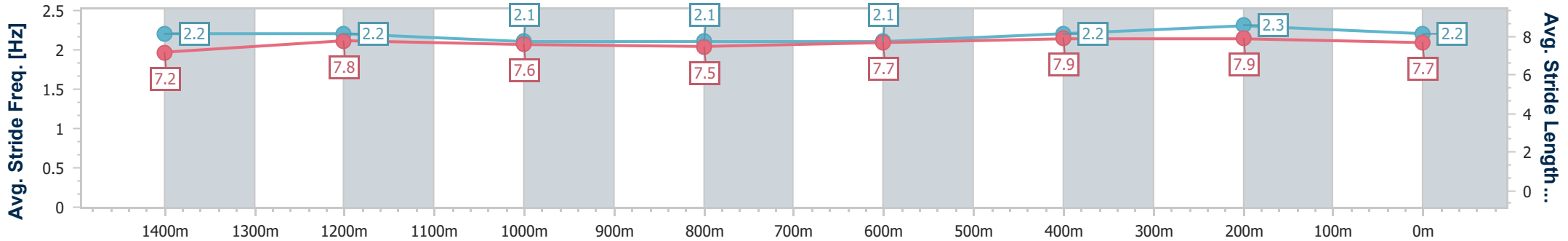
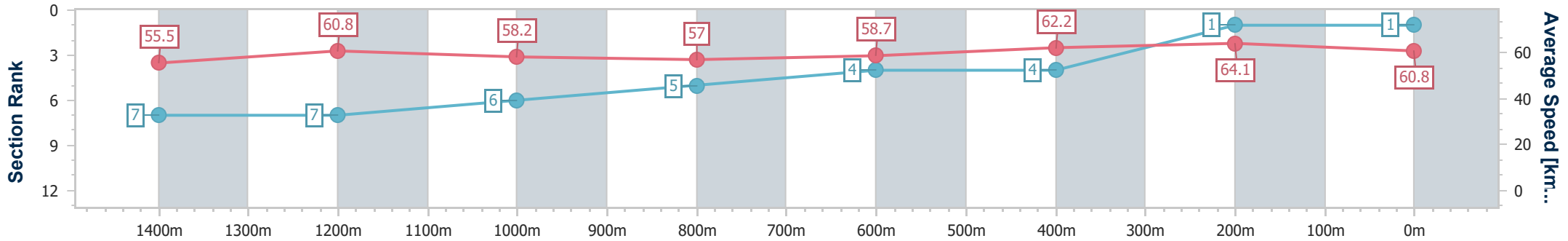
Race 8: TAB MOOLOOLABA CUP - 1600m



16 November 2024 - 17:33

Track Rating: Heavy 8, Weather: Overcast, Rail Position: +2m Entire

Section	Overall	1400m	1200m	1000m	800m	600m	400m	200m
Section Times	1:38.71 [1] (0:13.99)	1:24.72 [7] (0:11.93)	1:12.79 [7] (0:12.37)	1:00.42 [6] (0:12.82)	0:47.60 [5] (0:12.55)	0:35.05 [4] (0:11.91)	0:23.14 [4] (0:11.25)	0:11.89 [1] (0:11.89)
Average Speed [km/h]	55.5	60.8	58.2	57.0	58.7	62.2	64.1	60.8
Top Speed [km/h]	59.7	62.2	62.0	59.7	59.8	63.1	65.5	65.5
Avg. Dist. to Rail [m]	11.6	4.4	4.3	4.0	3.4	4.0	6.9	6.7
Avg. Stride Freq. [Hz]	2.2	2.2	2.1	2.1	2.1	2.2	2.3	2.2
Avg. Stride Length [m]	7.2	7.8	7.6	7.5	7.7	7.9	7.9	7.7



- [ ] Ranking at each section and finish
- .-.- No data available at this section
- NA No data available



Horse/Jockey Name	Poetic Drama
Final Rank	2
Fastest Section Time (Section)	0:11.47 (400m)
Top Speed [km/h] (Section)	65.0 (1400m)
Race State	Finished



Sunshine Coast QLD Professional

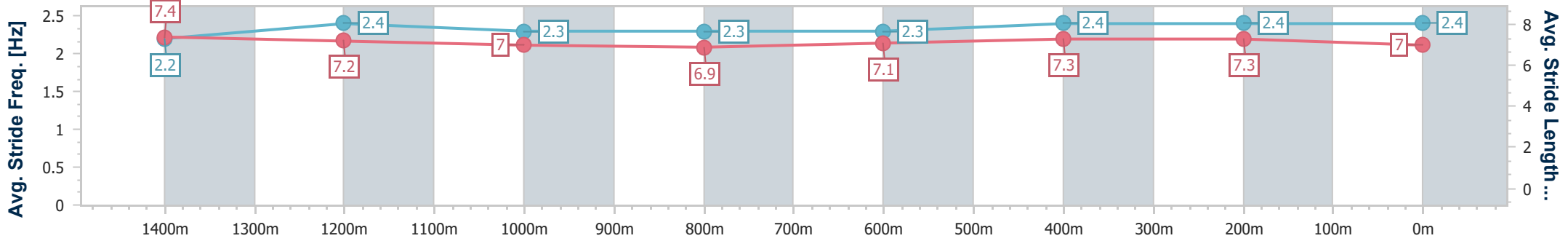
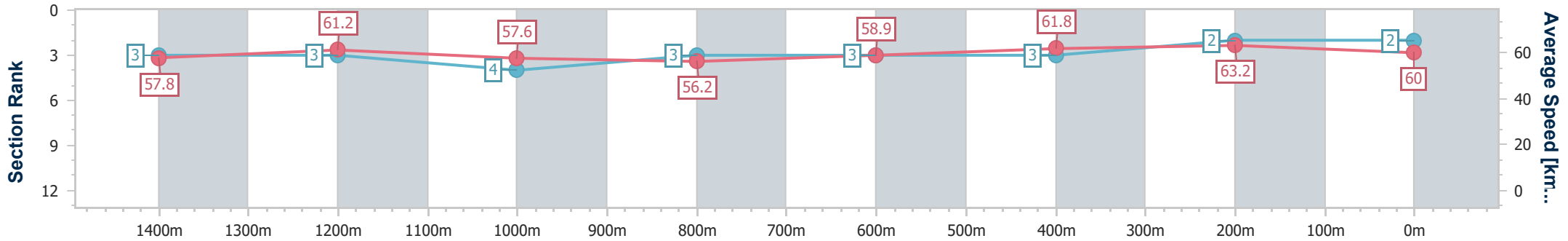
Race 8: TAB MOOLOOLABA CUP - 1600m



16 November 2024 - 17:33

Track Rating: Heavy 8, Weather: Overcast, Rail Position: +2m Entire

Section	Overall	1400m	1200m	1000m	800m	600m	400m	200m
Section Times	1:39.00 [2] (0:13.60)	1:25.40 [3] (0:11.90)	1:13.50 [3] (0:12.54)	1:00.96 [4] (0:12.95)	0:48.01 [3] (0:12.62)	0:35.39 [3] (0:11.93)	0:23.46 [3] (0:11.47)	0:11.99 [2] (0:11.99)
Average Speed [km/h]	57.8	61.2	57.6	56.2	58.9	61.8	63.2	60.0
Top Speed [km/h]	61.8	65.0	61.8	58.8	60.0	63.0	64.2	64.3
Avg. Dist. to Rail [m]	9.9	4.1	4.1	3.5	4.3	3.8	5.5	4.9
Avg. Stride Freq. [Hz]	2.2	2.4	2.3	2.3	2.3	2.4	2.4	2.4
Avg. Stride Length [m]	7.4	7.2	7.0	6.9	7.1	7.3	7.3	7.0



- [ ] Ranking at each section and finish
- .-.- No data available at this section
- NA No data available



Horse/Jockey Name	Brookhaven
Final Rank	3
Fastest Section Time (Section)	0:11.19 (400m)
Top Speed [km/h] (Section)	65.7 (400m)
Race State	Finished



Sunshine Coast QLD Professional

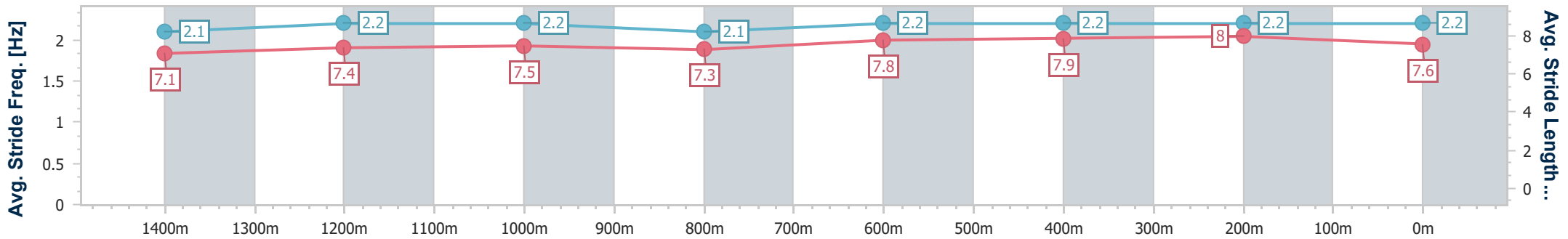
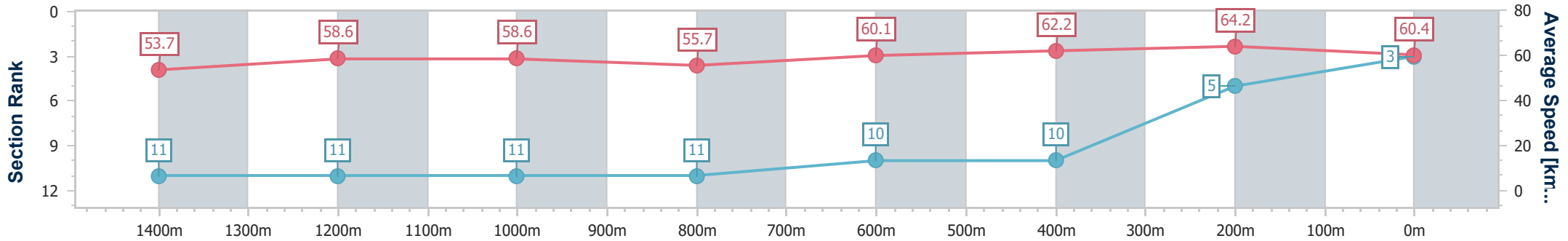
Race 8: TAB MOOLOOLABA CUP - 1600m



16 November 2024 - 17:33

Track Rating: Heavy 8, Weather: Overcast, Rail Position: +2m Entire

Section	Overall	1400m	1200m	1000m	800m	600m	400m	200m						
Section Times	1:39.10 [3] (0:14.33)	1:24.77 [11] (0:12.14)	1:12.63 [11] (0:12.36)	1:00.27 [11] (0:13.01)	0:47.26 [11] (0:12.32)	0:34.94 [10] (0:11.85)	0:23.09 [10] (0:11.19)	0:11.90 [5] (0:11.90)						
Average Speed [km/h]	53.7	58.6	58.6	55.7	60.1	62.2	64.2	60.4						
Top Speed [km/h]	59.2	62.0	61.2	59.6	61.1	63.1	65.7	65.6						
Avg. Dist. to Rail [m]	10.6	3.7	3.2	3.4	3.5	3.1	7.4	8.5						
Avg. Stride Freq. [Hz]	2.1	2.2	2.2	2.1	2.2	2.2	2.2	2.2						
Avg. Stride Length [m]	7.1	7.4	7.5	7.3	7.8	7.9	8.0	7.6						



- [ ] Ranking at each section and finish
- .-.- No data available at this section
- NA No data available



Horse/Jockey Name	Encoder
Final Rank	4
Fastest Section Time (Section)	0:11.32 (400m)
Top Speed [km/h] (Section)	64.9 (400m)
Race State	Finished



Sunshine Coast QLD Professional

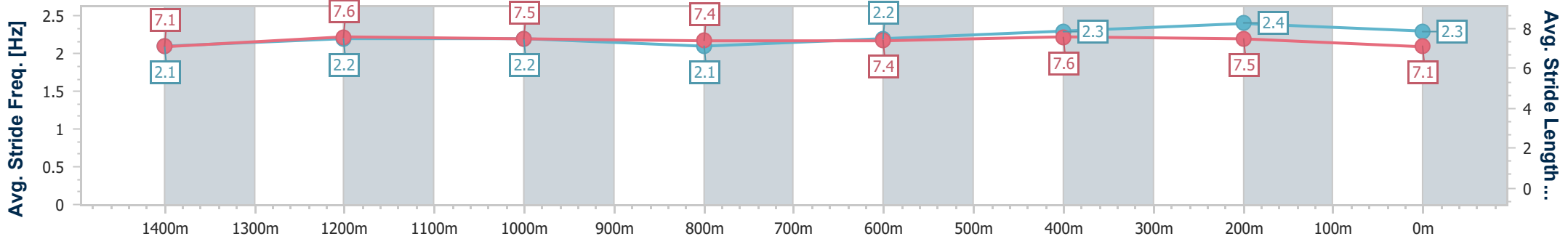
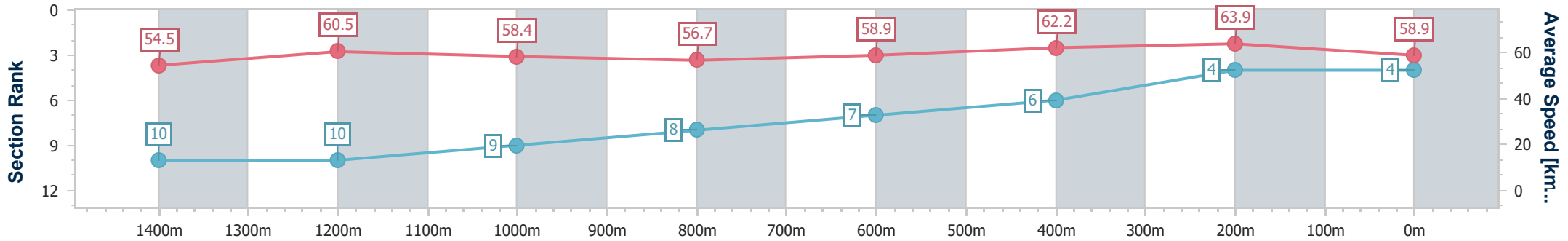
Race 8: TAB MOOLOOLABA CUP - 1600m



16 November 2024 - 17:33

Track Rating: Heavy 8, Weather: Overcast, Rail Position: +2m Entire

Section	Overall	1400m	1200m	1000m	800m	600m	400m	200m						
Section Times	1:39.36 [4] (0:14.25)	1:25.11 [10] (0:12.00)	1:13.11 [10] (0:12.38)	1:00.73 [9] (0:12.87)	0:47.86 [8] (0:12.37)	0:35.49 [7] (0:11.91)	0:23.58 [6] (0:11.32)	0:12.26 [4] (0:12.26)						
Average Speed [km/h]	54.5	60.5	58.4	56.7	58.9	62.2	63.9	58.9						
Top Speed [km/h]	59.3	62.6	61.6	59.5	60.2	62.8	64.9	64.8						
Avg. Dist. to Rail [m]	7.3	3.1	3.6	3.0	2.1	3.4	8.7	7.9						
Avg. Stride Freq. [Hz]	2.1	2.2	2.2	2.1	2.2	2.3	2.4	2.3						
Avg. Stride Length [m]	7.1	7.6	7.5	7.4	7.4	7.6	7.5	7.1						



- [ ] Ranking at each section and finish
- .-.- No data available at this section
- NA No data available



Horse/Jockey Name	Junipal
Final Rank	5
Fastest Section Time (Section)	0:11.35 (400m)
Top Speed [km/h] (Section)	64.8 (400m)
Race State	Finished



Sunshine Coast QLD Professional

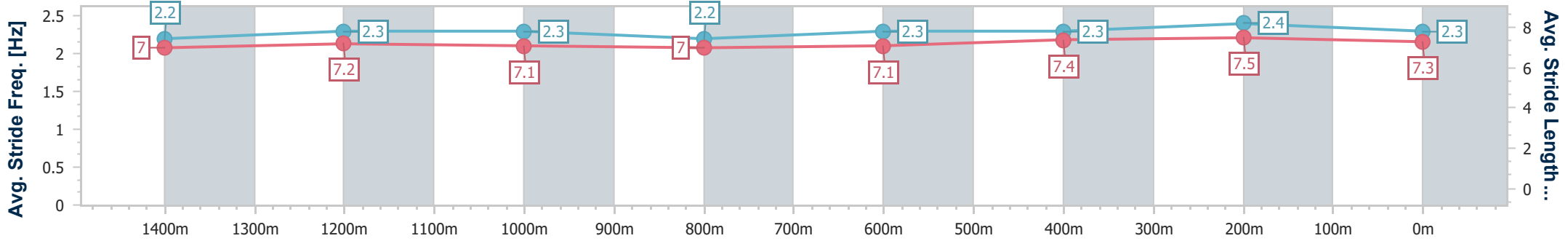
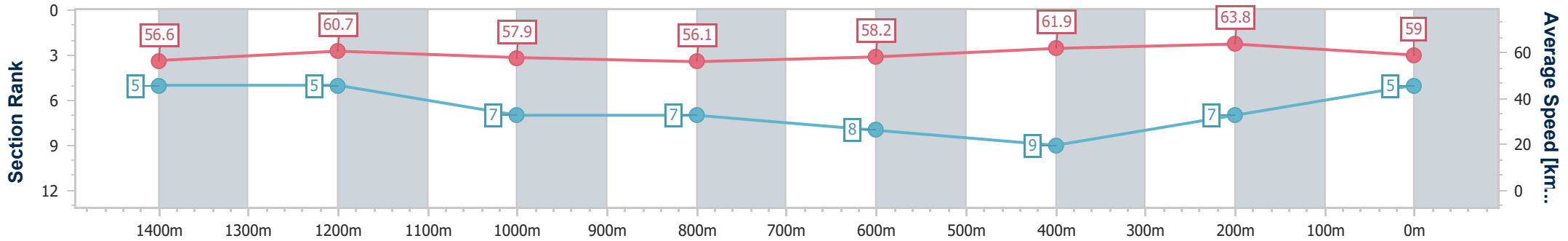
Race 8: TAB MOOLOOLABA CUP - 1600m



16 November 2024 - 17:33

Track Rating: Heavy 8, Weather: Overcast, Rail Position: +2m Entire

Section	Overall	1400m	1200m	1000m	800m	600m	400m	200m						
Section Times	1:39.46 [5] (0:13.80)	1:25.66 [5] (0:12.01)	1:13.65 [5] (0:12.53)	1:01.12 [7] (0:13.01)	0:48.11 [7] (0:12.59)	0:35.52 [8] (0:11.95)	0:23.57 [9] (0:11.35)	0:12.22 [7] (0:12.22)						
Average Speed [km/h]	56.6	60.7	57.9	56.1	58.2	61.9	63.8	59.0						
Top Speed [km/h]	61.0	63.4	61.7	58.7	59.7	62.7	64.8	64.8						
Avg. Dist. to Rail [m]	8.5	3.9	3.9	3.8	3.5	3.0	6.1	6.6						
Avg. Stride Freq. [Hz]	2.2	2.3	2.3	2.2	2.3	2.3	2.4	2.3						
Avg. Stride Length [m]	7.0	7.2	7.1	7.0	7.1	7.4	7.5	7.3						



- [ ] Ranking at each section and finish
- .-.- No data available at this section
- NA No data available



Horse/Jockey Name	The Drover
Final Rank	6
Fastest Section Time (Section)	0:11.41 (400m)
Top Speed [km/h] (Section)	64.6 (200m)
Race State	Finished



Sunshine Coast QLD Professional

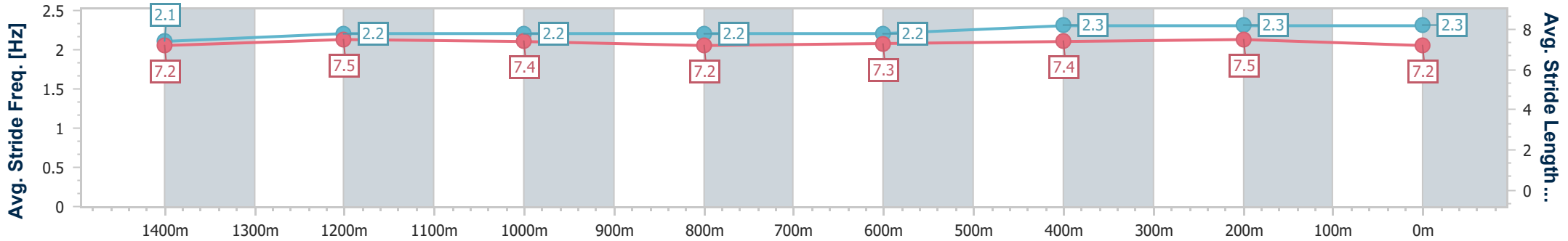
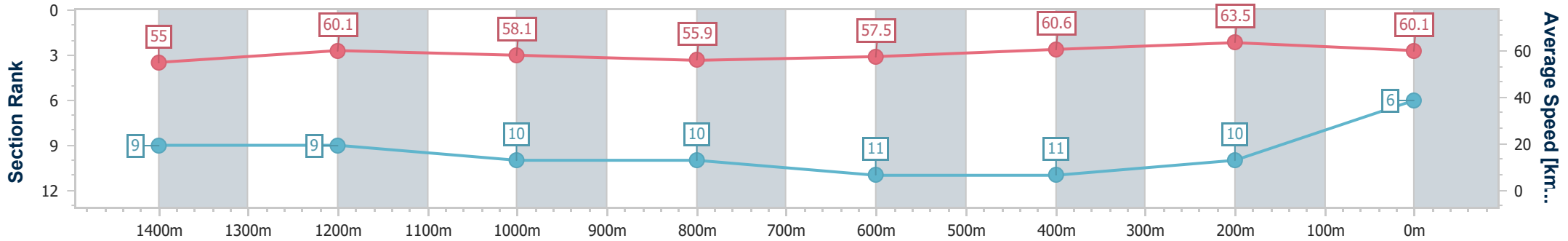
Race 8: TAB MOOLOOLABA CUP - 1600m



16 November 2024 - 17:33

Track Rating: Heavy 8, Weather: Overcast, Rail Position: +2m Entire

Section	Overall	1400m	1200m	1000m	800m	600m	400m	200m						
Section Times	1:39.48 [6] (0:14.15)	1:25.33 [9] (0:12.00)	1:13.33 [9] (0:12.51)	1:00.82 [10] (0:12.97)	0:47.85 [10] (0:12.56)	0:35.29 [11] (0:11.89)	0:23.40 [11] (0:11.41)	0:11.99 [10] (0:11.99)						
Average Speed [km/h]	55.0	60.1	58.1	55.9	57.5	60.6	63.5	60.1						
Top Speed [km/h]	60.4	62.7	61.6	59.1	58.9	61.7	64.5	64.6						
Avg. Dist. to Rail [m]	5.0	3.6	3.2	2.7	0.8	0.4	5.7	9.3						
Avg. Stride Freq. [Hz]	2.1	2.2	2.2	2.2	2.2	2.3	2.3	2.3						
Avg. Stride Length [m]	7.2	7.5	7.4	7.2	7.3	7.4	7.5	7.2						



- [ ] Ranking at each section and finish
- .-.- No data available at this section
- NA No data available



Horse/Jockey Name	Wapiti
Final Rank	7
Fastest Section Time (Section)	0:11.54 (400m)
Top Speed [km/h] (Section)	63.8 (400m)
Race State	Finished



Sunshine Coast QLD Professional

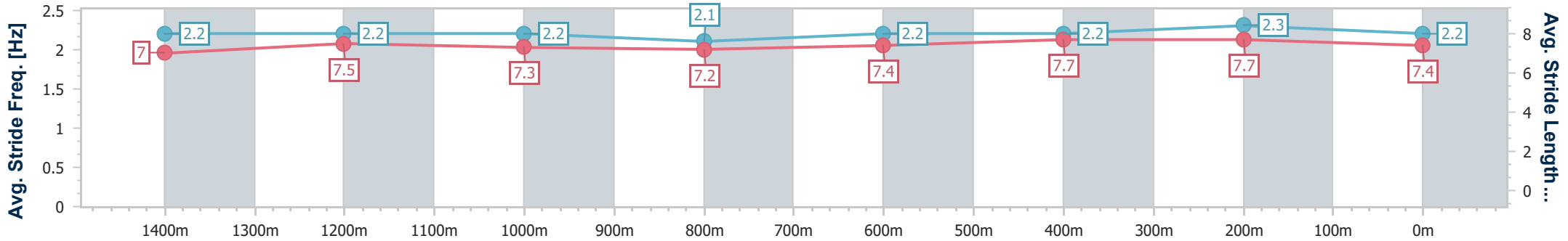
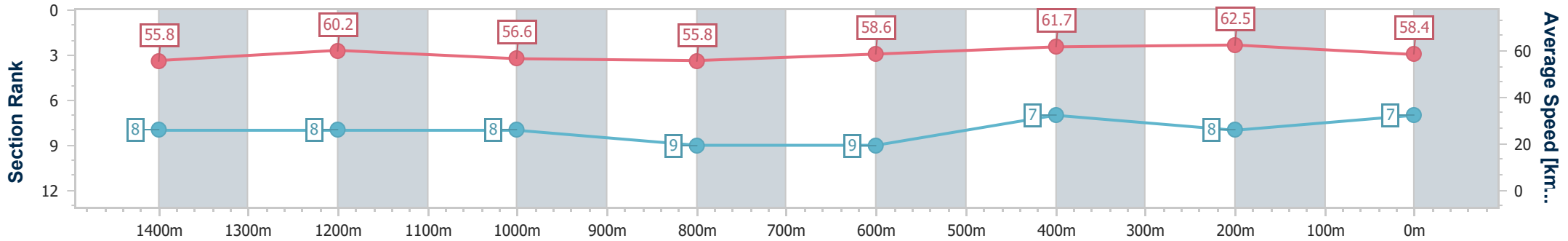
Race 8: TAB MOOLOOLABA CUP - 1600m



16 November 2024 - 17:33

Track Rating: Heavy 8, Weather: Overcast, Rail Position: +2m Entire

Section	Overall	1400m	1200m	1000m	800m	600m	400m	200m
Section Times	1:39.71 [7] (0:13.99)	1:25.72 [8] (0:11.99)	1:13.73 [8] (0:12.53)	1:01.20 [8] (0:13.02)	0:48.18 [9] (0:12.53)	0:35.65 [9] (0:11.73)	0:23.92 [7] (0:11.54)	0:12.38 [8] (0:12.38)
Average Speed [km/h]	55.8	60.2	56.6	55.8	58.6	61.7	62.5	58.4
Top Speed [km/h]	60.0	62.9	61.6	58.7	59.3	63.0	63.8	63.7
Avg. Dist. to Rail [m]	6.7	3.0	3.4	3.2	2.1	0.7	3.1	2.9
Avg. Stride Freq. [Hz]	2.2	2.2	2.2	2.1	2.2	2.2	2.3	2.2
Avg. Stride Length [m]	7.0	7.5	7.3	7.2	7.4	7.7	7.7	7.4



- [ ] Ranking at each section and finish
- .-.- No data available at this section
- NA No data available





Horse/Jockey Name	Winston Smurfhill
Final Rank	8
Fastest Section Time (Section)	0:11.61 (1400m)
Top Speed [km/h] (Section)	65.5 (1400m)
Race State	Finished



Sunshine Coast QLD Professional

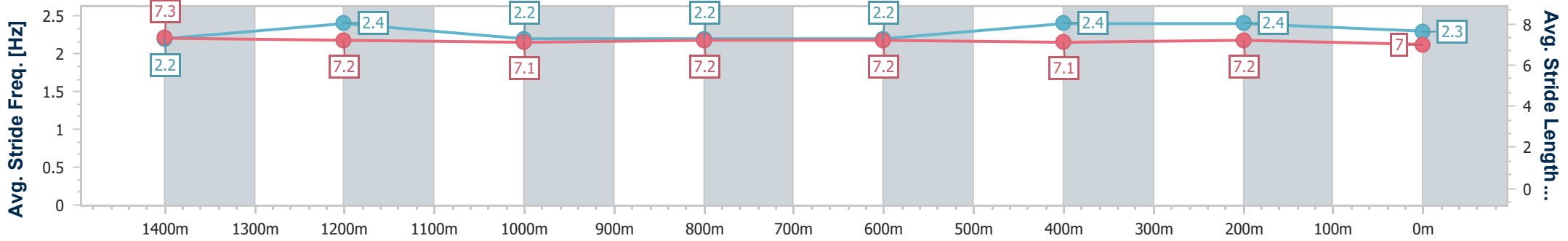
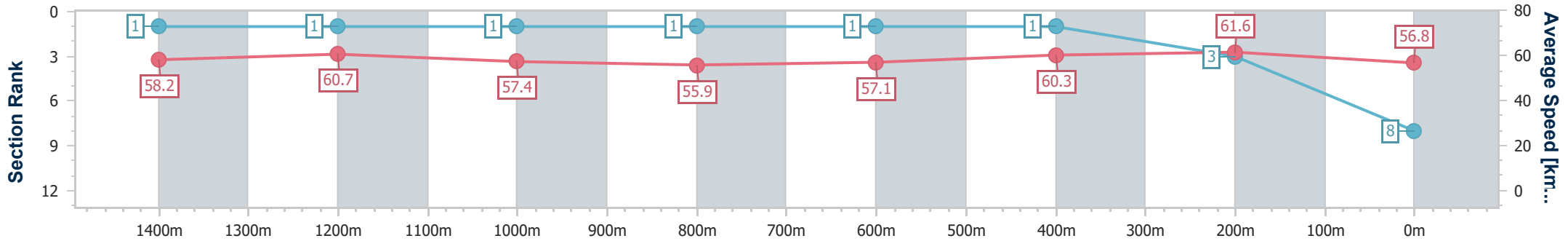
Race 8: TAB MOOLOOLABA CUP - 1600m



16 November 2024 - 17:33

Track Rating: Heavy 8, Weather: Overcast, Rail Position: +2m Entire

Section	Overall	1400m	1200m	1000m	800m	600m	400m	200m						
Section Times	1:39.71 [8] (0:13.44)	1:26.27 [1] (0:11.61)	1:14.66 [1] (0:12.53)	1:02.13 [1] (0:12.97)	0:49.16 [1] (0:12.73)	0:36.43 [1] (0:12.05)	0:24.38 [1] (0:11.70)	0:12.68 [3] (0:12.68)						
Average Speed [km/h]	58.2	60.7	57.4	55.9	57.1	60.3	61.6	56.8						
Top Speed [km/h]	62.1	65.5	62.9	58.5	58.1	61.4	63.3	62.7						
Avg. Dist. to Rail [m]	8.2	2.9	2.8	2.6	1.3	1.1	3.1	2.7						
Avg. Stride Freq. [Hz]	2.2	2.4	2.2	2.2	2.2	2.4	2.4	2.3						
Avg. Stride Length [m]	7.3	7.2	7.1	7.2	7.2	7.1	7.2	7.0						



- [ ] Ranking at each section and finish
- .-.- No data available at this section
- NA No data available



Horse/Jockey Name	Dune Forty Five
Final Rank	9
Fastest Section Time (Section)	0:11.65 (400m)
Top Speed [km/h] (Section)	64.2 (1400m)
Race State	Finished



Sunshine Coast QLD Professional

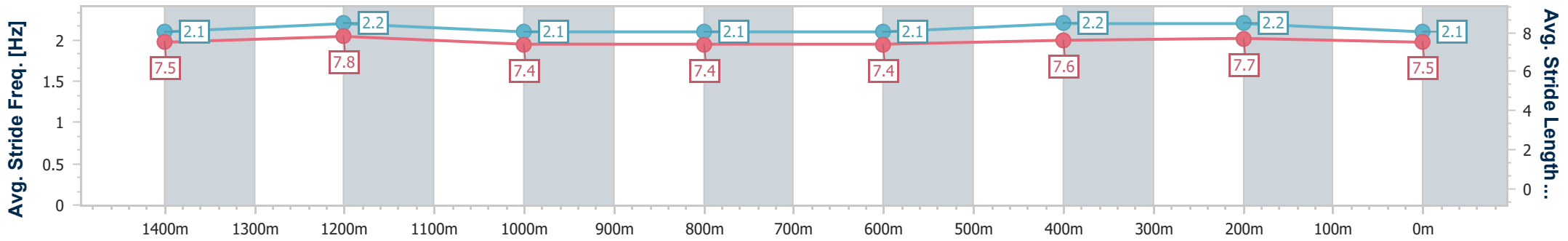
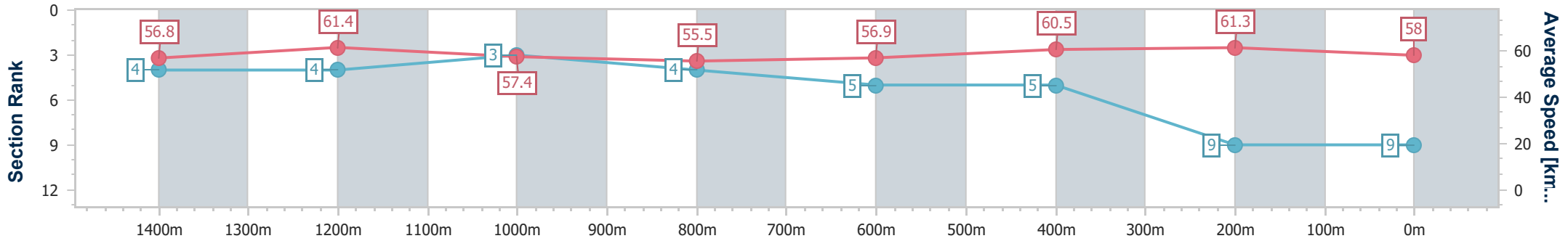
Race 8: TAB MOOLOOLABA CUP - 1600m



16 November 2024 - 17:33

Track Rating: Heavy 8, Weather: Overcast, Rail Position: +2m Entire

Section	Overall	1400m	1200m	1000m	800m	600m	400m	200m
Section Times	1:39.72 [9] (0:13.76)	1:25.96 [4] (0:11.85)	1:14.11 [4] (0:12.40)	1:01.71 [3] (0:13.02)	0:48.69 [4] (0:12.68)	0:36.01 [5] (0:11.99)	0:24.02 [5] (0:11.65)	0:12.37 [9] (0:12.37)
Average Speed [km/h]	56.8	61.4	57.4	55.5	56.9	60.5	61.3	58.0
Top Speed [km/h]	60.8	64.2	62.1	59.2	58.5	60.9	63.3	63.2
Avg. Dist. to Rail [m]	5.4	2.4	2.6	2.2	0.9	0.6	1.9	2.5
Avg. Stride Freq. [Hz]	2.1	2.2	2.1	2.1	2.1	2.2	2.2	2.1
Avg. Stride Length [m]	7.5	7.8	7.4	7.4	7.4	7.6	7.7	7.5



- [ ] Ranking at each section and finish
- .-.- No data available at this section
- NA No data available



Horse/Jockey Name	Menazzi
Final Rank	10
Fastest Section Time (Section)	0:11.59 (1400m)
Top Speed [km/h] (Section)	65.8 (1400m)
Race State	Finished



Sunshine Coast QLD Professional

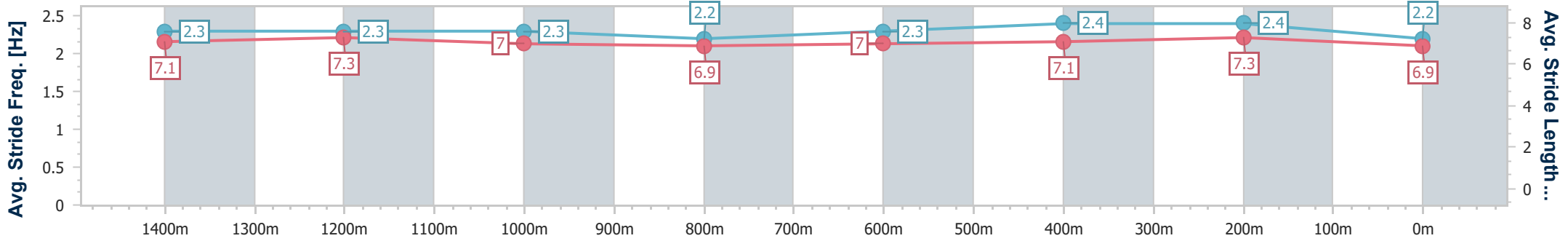
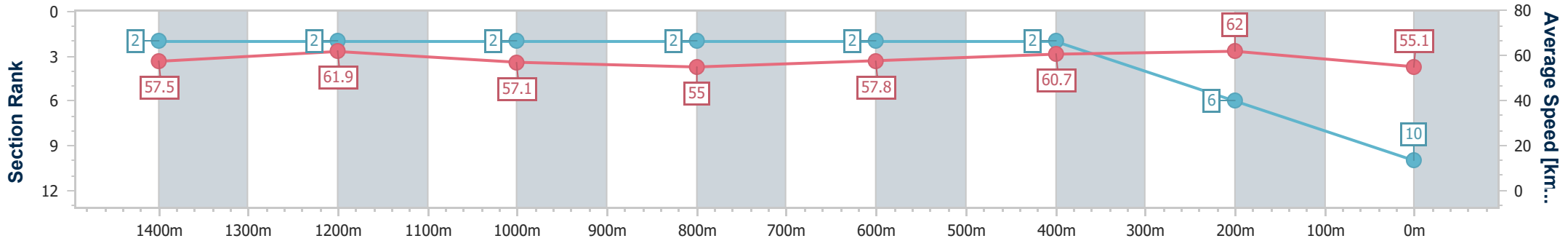
Race 8: TAB MOOLOOLABA CUP - 1600m



16 November 2024 - 17:33

Track Rating: Heavy 8, Weather: Overcast, Rail Position: +2m Entire

Section	Overall	1400m	1200m	1000m	800m	600m	400m	200m						
Section Times	1:40.30 [10] (0:13.57)	1:26.73 [2] (0:11.59)	1:15.14 [2] (0:12.56)	1:02.58 [2] (0:13.05)	0:49.53 [2] (0:12.68)	0:36.85 [2] (0:12.07)	0:24.78 [2] (0:11.69)	0:13.09 [6] (0:13.09)						
Average Speed [km/h]	57.5	61.9	57.1	55.0	57.8	60.7	62.0	55.1						
Top Speed [km/h]	61.6	65.8	63.4	58.7	58.6	61.9	63.3	62.9						
Avg. Dist. to Rail [m]	10.5	4.6	3.5	3.0	1.9	2.8	6.7	6.4						
Avg. Stride Freq. [Hz]	2.3	2.3	2.3	2.2	2.3	2.4	2.4	2.2						
Avg. Stride Length [m]	7.1	7.3	7.0	6.9	7.0	7.1	7.3	6.9						



- [ ] Ranking at each section and finish
- .-.- No data available at this section
- NA No data available



Horse/Jockey Name	Linthorpe Lad
Final Rank	11
Fastest Section Time (Section)	0:11.87 (400m)
Top Speed [km/h] (Section)	62.9 (1400m)
Race State	Finished



Sunshine Coast QLD Professional

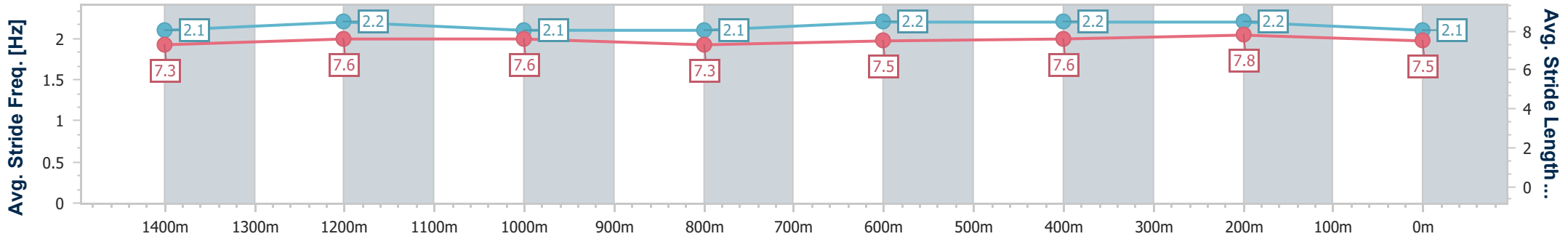
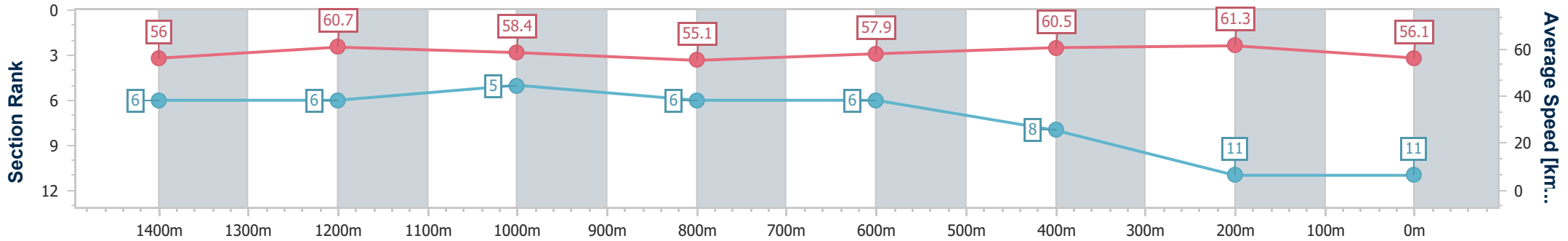
Race 8: TAB MOOLOOLABA CUP - 1600m



16 November 2024 - 17:33

Track Rating: Heavy 8, Weather: Overcast, Rail Position: +2m Entire

Section	Overall	1400m	1200m	1000m	800m	600m	400m	200m						
Section Times	1:40.57 [11] (0:13.95)	1:26.62 [6] (0:11.90)	1:14.72 [6] (0:12.43)	1:02.29 [5] (0:12.93)	0:49.36 [6] (0:12.63)	0:36.73 [6] (0:12.03)	0:24.70 [8] (0:11.87)	0:12.83 [11] (0:12.83)						
Average Speed [km/h]	56.0	60.7	58.4	55.1	57.9	60.5	61.3	56.1						
Top Speed [km/h]	60.2	62.9	62.0	58.8	58.8	61.3	62.2	61.9						
Avg. Dist. to Rail [m]	2.7	1.5	2.1	2.1	1.8	1.3	3.5	3.5						
Avg. Stride Freq. [Hz]	2.1	2.2	2.1	2.1	2.2	2.2	2.2	2.1						
Avg. Stride Length [m]	7.3	7.6	7.6	7.3	7.5	7.6	7.8	7.5						



- [ ] Ranking at each section and finish
- .-.- No data available at this section
- NA No data available



# Sunshine Coast QLD Professional

## Race 9: THE WHARF MOOLOOLABA SWISS ACE PLATE - 1000m

16 November 2024 - 18:10



Track Rating: Heavy 8, Weather: Overcast, Rail Position: +2m Entire

Section		Overall	800m	600m	400m	200m	Last 600m					
Field Times		0:58.27 (0:13.02)	0:45.25 (0:10.67)	0:34.58 (0:11.16)	0:23.42 (0:11.22)	0:12.20 (0:12.20)	0:34.58					
Rank	TAB Horse/Jockey	Barrier	Top Speed [km/h]	Fastest Section	Margin					Distance Travelled [m]		
1	9 SHALAA'S MOMENT Nikita Beriman	5	69.4 800m	0:10.63 800m	0:58.27 [1] (0:13.39)	0:44.88 [6] (0:10.63)	0:34.25 [5] (0:11.04)	0:23.21 [5] (0:11.10)	0:12.11 [2] (0:12.11)	0:58.27	0:34.25	
2	1 CIFRADO Boris Thornton	6	69.8 800m	0:10.69 800m	0:58.36 [2] (0:13.73)	0:44.63 [9] (0:10.69)	0:33.94 [9] (0:10.95)	0:22.99 [8] (0:10.96)	0:12.03 [5] (0:12.03)	0.4L	0:33.94	-1
3	4 GOLDEN BOOM Angela Jones	10	70.3 800m	0:10.61 800m	0:58.48 [3] (0:13.12)	0:45.36 [2] (0:10.61)	0:34.75 [2] (0:11.12)	0:23.63 [1] (0:11.22)	0:12.41 [1] (0:12.41)	0.9L	0:34.75	-3
4	7 RUBIQUITOUS Ron Stewart	3	69.0 800m	0:10.69 800m	0:58.63 [4] (0:13.18)	0:45.45 [3] (0:10.69)	0:34.76 [4] (0:11.12)	0:23.64 [4] (0:11.22)	0:12.42 [3] (0:12.42)	1.7L	0:34.76	+0
5	5 STEADY READY Cejay Graham	2	69.3 800m	0:10.66 800m	0:58.77 [5] (0:13.20)	0:45.57 [4] (0:10.66)	0:34.91 [3] (0:11.01)	0:23.90 [2] (0:11.34)	0:12.56 [4] (0:12.56)	2.5L	0:34.91	-7
6	6 NETTUNO James Orman	1	70.6 Overall	0:10.78 800m	0:58.79 [6] (0:13.47)	0:45.32 [7] (0:10.78)	0:34.54 [7] (0:11.04)	0:23.50 [7] (0:11.25)	0:12.25 [7] (0:12.25)	2.6L	0:34.54	-6
7	3 ALL THAT PIZZAZZ Emily Lang	8	70.7 800m	0:10.75 800m	0:58.88 [7] (0:13.36)	0:45.52 [5] (0:10.75)	0:34.77 [6] (0:11.18)	0:23.59 [6] (0:11.20)	0:12.39 [6] (0:12.39)	3L	0:34.77	+0
8	12 SUPER DAISY Samantha Collett	9	69.8 800m	0:10.67 800m	0:59.75 [8] (0:13.02)	0:46.73 [1] (0:10.67)	0:36.06 [1] (0:11.24)	0:24.82 [3] (0:11.66)	0:13.16 [8] (0:13.16)	8L	0:36.06	-5
9	13 CABRINELLA Mark Du Plessis	4	69.0 800m	0:10.67 800m	0:59.77 [9] (0:13.70)	0:46.07 [8] (0:10.67)	0:35.40 [8] (0:11.07)	0:24.33 [9] (0:11.36)	0:12.97 [9] (0:12.97)	8.1L	0:35.40	-3

Scratched: Reliable Ruby (#10), Never Say Nay (#8), Zouperb (#11), Cannonball (#2)

[ ] Ranking at each section and finish  
 -:-:- No data available at this section  
 NA No data available

SCN Saddle cloth number  
 DNF Did not finish  
 DNT Did not track



Horse/Jockey Name	Shalaa's Moment
Final Rank	1
Fastest Section Time (Section)	0:10.63 (800m)
Top Speed [km/h] (Section)	69.4 (800m)
Race State	Finished



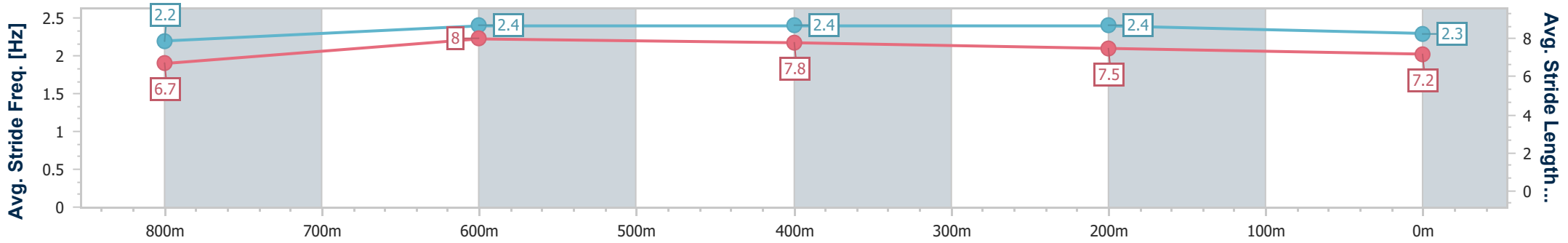
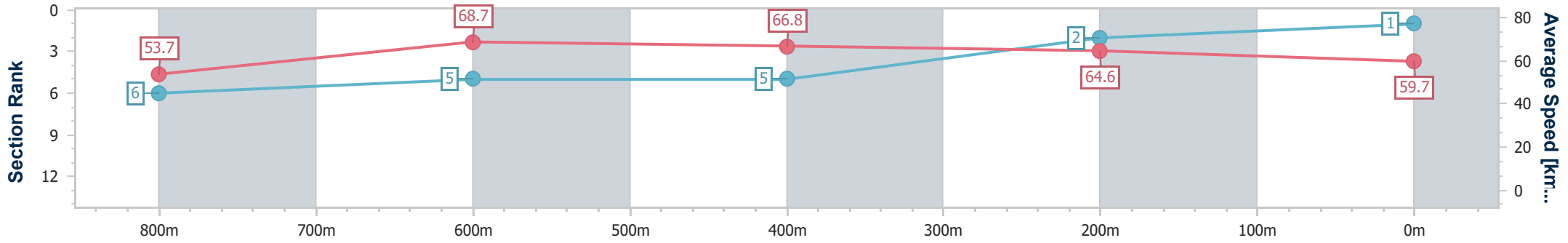
Sunshine Coast QLD Professional  
Race 9: THE WHARF MOOLOOLABA SWISS ACE PLATE - 1000m



16 November 2024 - 18:10

Track Rating: Heavy 8, Weather: Overcast, Rail Position: +2m Entire

Section	Overall	800m	600m	400m	200m
Section Times	0:58.27 [1] (0:13.39)	0:44.88 [6] (0:10.63)	0:34.25 [5] (0:11.04)	0:23.21 [5] (0:11.10)	0:12.11 [2] (0:12.11)
Average Speed [km/h]	53.7	68.7	66.8	64.6	59.7
Top Speed [km/h]	68.4	69.4	68.8	66.6	63.5
Avg. Dist. to Rail [m]	7.0	3.8	4.0	8.0	7.1
Avg. Stride Freq. [Hz]	2.2	2.4	2.4	2.4	2.3
Avg. Stride Length [m]	6.7	8.0	7.8	7.5	7.2



- [ ] Ranking at each section and finish
- .-.- No data available at this section
- NA No data available



Horse/Jockey Name	Cifrado
Final Rank	2
Fastest Section Time (Section)	0:10.69 (800m)
Top Speed [km/h] (Section)	69.8 (800m)
Race State	Finished



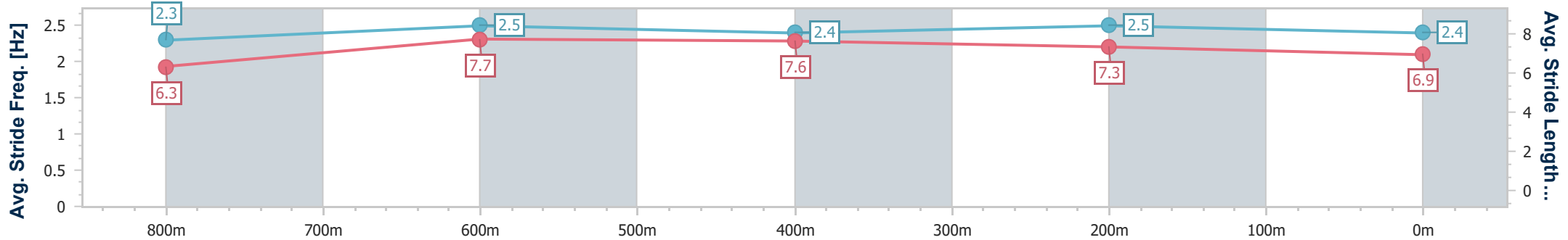
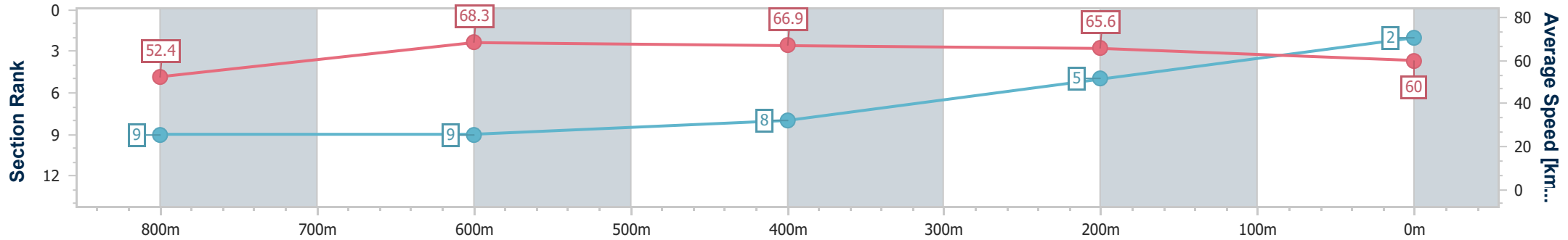
Sunshine Coast QLD Professional  
 Race 9: THE WHARF MOOLOOLABA SWISS ACE PLATE - 1000m



16 November 2024 - 18:10

Track Rating: Heavy 8, Weather: Overcast, Rail Position: +2m Entire

Section	Overall	800m	600m	400m	200m
Section Times	0:58.36 [2] (0:13.73)	0:44.63 [9] (0:10.69)	0:33.94 [9] (0:10.95)	0:22.99 [8] (0:10.96)	0:12.03 [5] (0:12.03)
Average Speed [km/h]	52.4	68.3	66.9	65.6	60.0
Top Speed [km/h]	68.2	69.8	69.0	66.9	63.7
Avg. Dist. to Rail [m]	7.1	4.1	2.9	9.0	9.5
Avg. Stride Freq. [Hz]	2.3	2.5	2.4	2.5	2.4
Avg. Stride Length [m]	6.3	7.7	7.6	7.3	6.9



- [ ] Ranking at each section and finish
- .-.- No data available at this section
- NA No data available



Horse/Jockey Name	Golden Boom
Final Rank	3
Fastest Section Time (Section)	0:10.61 (800m)
Top Speed [km/h] (Section)	70.3 (800m)
Race State	Finished



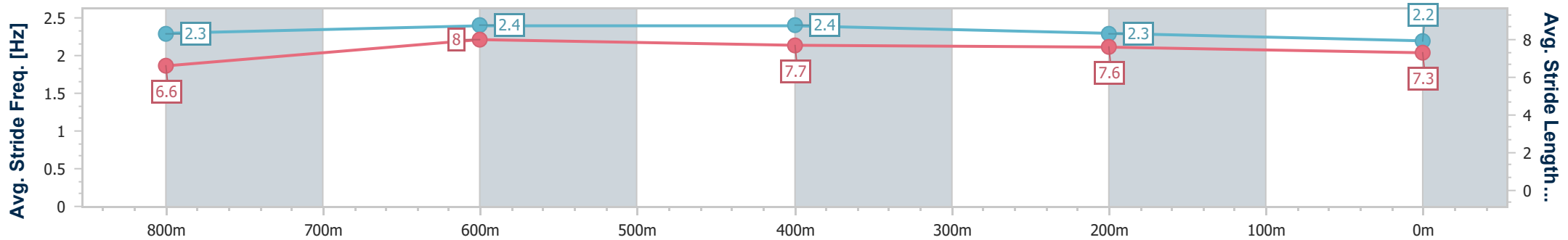
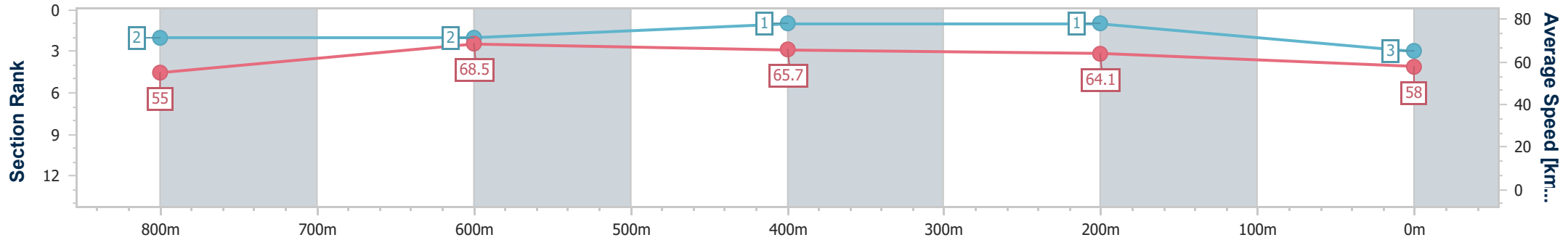
Sunshine Coast QLD Professional  
 Race 9: THE WHARF MOOLOOLABA SWISS ACE PLATE - 1000m



16 November 2024 - 18:10

Track Rating: Heavy 8, Weather: Overcast, Rail Position: +2m Entire

Section	Overall	800m	600m	400m	200m
Section Times	0:58.48 [3] (0:13.12)	0:45.36 [2] (0:10.61)	0:34.75 [2] (0:11.12)	0:23.63 [1] (0:11.22)	0:12.41 [1] (0:12.41)
Average Speed [km/h]	55.0	68.5	65.7	64.1	58.0
Top Speed [km/h]	69.8	70.3	67.7	66.3	61.9
Avg. Dist. to Rail [m]	10.0	3.6	2.3	6.4	6.9
Avg. Stride Freq. [Hz]	2.3	2.4	2.4	2.3	2.2
Avg. Stride Length [m]	6.6	8.0	7.7	7.6	7.3



- [ ] Ranking at each section and finish
- .-.- No data available at this section
- NA No data available





Horse/Jockey Name	Rubiquitous
Final Rank	4
Fastest Section Time (Section)	0:10.69 (800m)
Top Speed [km/h] (Section)	69.0 (800m)
Race State	Finished



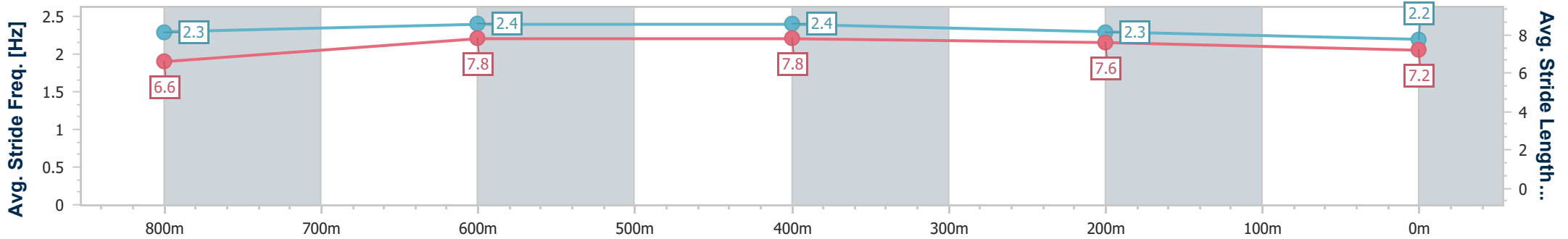
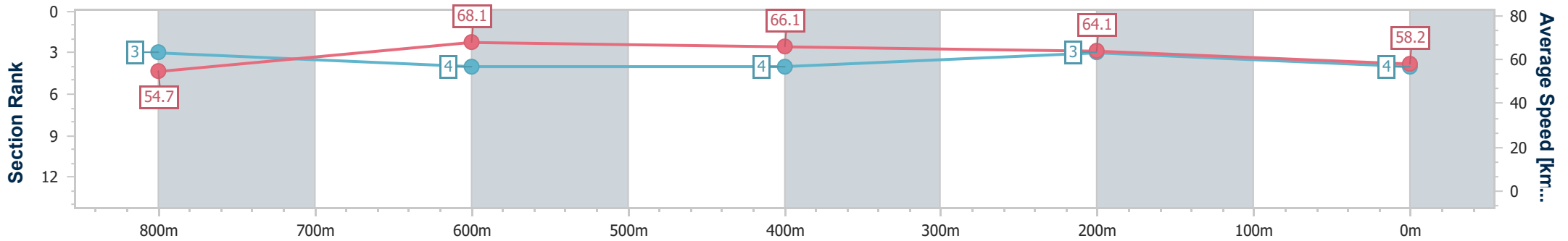
Sunshine Coast QLD Professional  
 Race 9: THE WHARF MOOLOOLABA SWISS ACE PLATE - 1000m



16 November 2024 - 18:10

Track Rating: Heavy 8, Weather: Overcast, Rail Position: +2m Entire

Section	Overall	800m	600m	400m	200m
Section Times	0:58.63 [4] (0:13.18)	0:45.45 [3] (0:10.69)	0:34.76 [4] (0:11.12)	0:23.64 [4] (0:11.22)	0:12.42 [3] (0:12.42)
Average Speed [km/h]	54.7	68.1	66.1	64.1	58.2
Top Speed [km/h]	68.7	69.0	67.7	65.5	62.1
Avg. Dist. to Rail [m]	6.0	4.5	3.8	7.9	7.6
Avg. Stride Freq. [Hz]	2.3	2.4	2.4	2.3	2.2
Avg. Stride Length [m]	6.6	7.8	7.8	7.6	7.2



- [ ] Ranking at each section and finish
- .-.- No data available at this section
- NA No data available



Horse/Jockey Name	Steady Ready
Final Rank	5
Fastest Section Time (Section)	0:10.66 (800m)
Top Speed [km/h] (Section)	69.3 (800m)
Race State	Finished



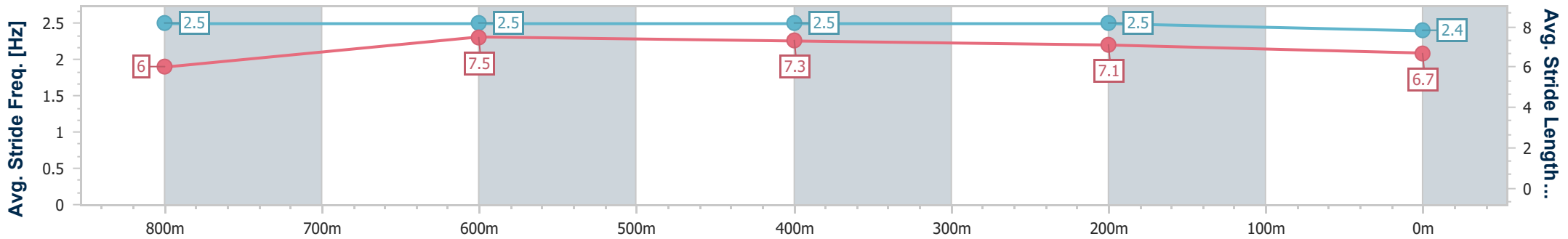
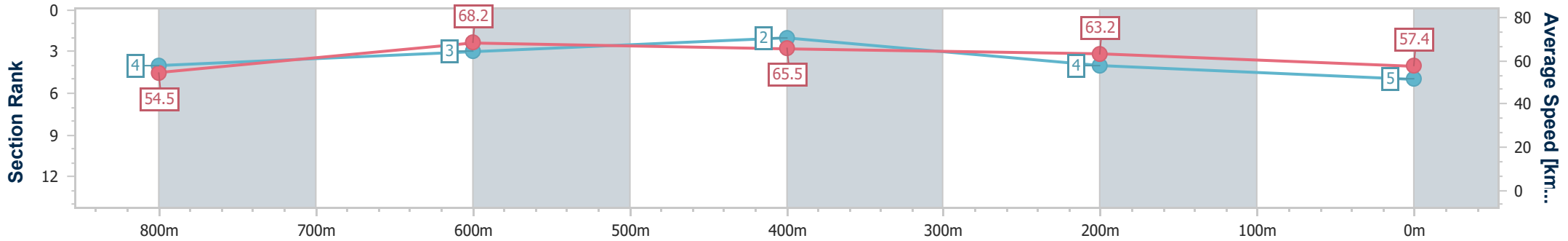
Sunshine Coast QLD Professional  
 Race 9: THE WHARF MOOLOOLABA SWISS ACE PLATE - 1000m



16 November 2024 - 18:10

Track Rating: Heavy 8, Weather: Overcast, Rail Position: +2m Entire

Section	Overall	800m	600m	400m	200m
Section Times	0:58.77 [5] (0:13.20)	0:45.57 [4] (0:10.66)	0:34.91 [3] (0:11.01)	0:23.90 [2] (0:11.34)	0:12.56 [4] (0:12.56)
Average Speed [km/h]	54.5	68.2	65.5	63.2	57.4
Top Speed [km/h]	69.1	69.3	67.7	64.7	61.3
Avg. Dist. to Rail [m]	4.2	2.1	0.4	3.5	4.9
Avg. Stride Freq. [Hz]	2.5	2.5	2.5	2.5	2.4
Avg. Stride Length [m]	6.0	7.5	7.3	7.1	6.7



- [ ] Ranking at each section and finish
- .-.- No data available at this section
- NA No data available



Horse/Jockey Name	Nettuno
Final Rank	6
Fastest Section Time (Section)	0:10.78 (800m)
Top Speed [km/h] (Section)	70.6 (Overall)
Race State	Finished



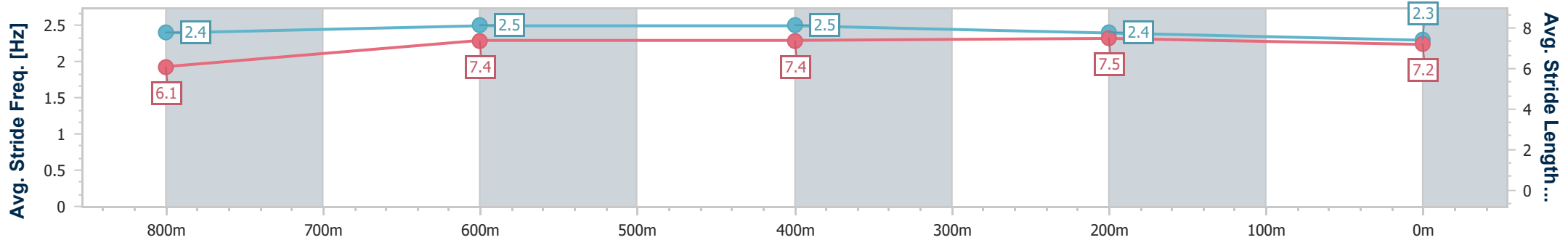
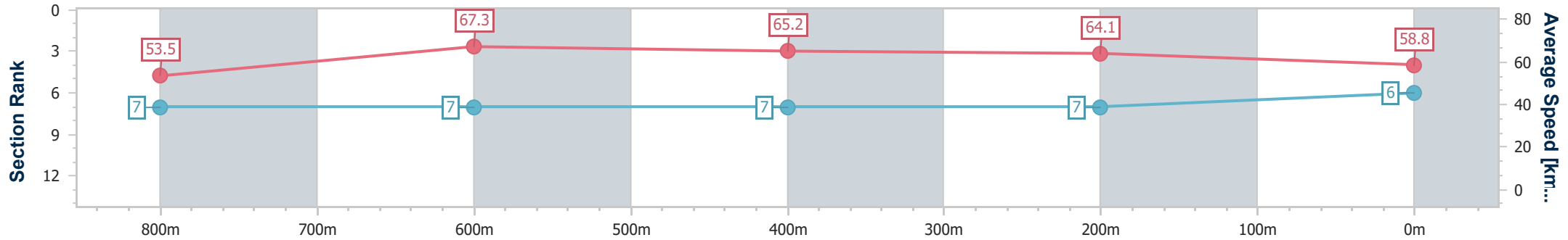
Sunshine Coast QLD Professional  
Race 9: THE WHARF MOOLOOLABA SWISS ACE PLATE - 1000m



16 November 2024 - 18:10

Track Rating: Heavy 8, Weather: Overcast, Rail Position: +2m Entire

Section	Overall	800m	600m	400m	200m
Section Times	0:58.79 [6] (0:13.47)	0:45.32 [7] (0:10.78)	0:34.54 [7] (0:11.04)	0:23.50 [7] (0:11.25)	0:12.25 [7] (0:12.25)
Average Speed [km/h]	53.5	67.3	65.2	64.1	58.8
Top Speed [km/h]	70.6	70.2	67.2	65.3	62.3
Avg. Dist. to Rail [m]	3.0	2.5	0.4	4.2	6.7
Avg. Stride Freq. [Hz]	2.4	2.5	2.5	2.4	2.3
Avg. Stride Length [m]	6.1	7.4	7.4	7.5	7.2



- [ ] Ranking at each section and finish
- .-.- No data available at this section
- NA No data available



Horse/Jockey Name	All That Pizzazz
Final Rank	7
Fastest Section Time (Section)	0:10.75 (800m)
Top Speed [km/h] (Section)	70.7 (800m)
Race State	Finished



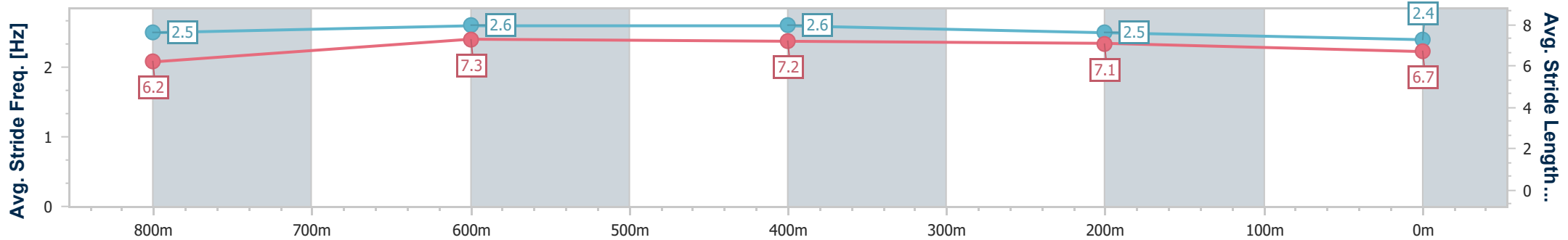
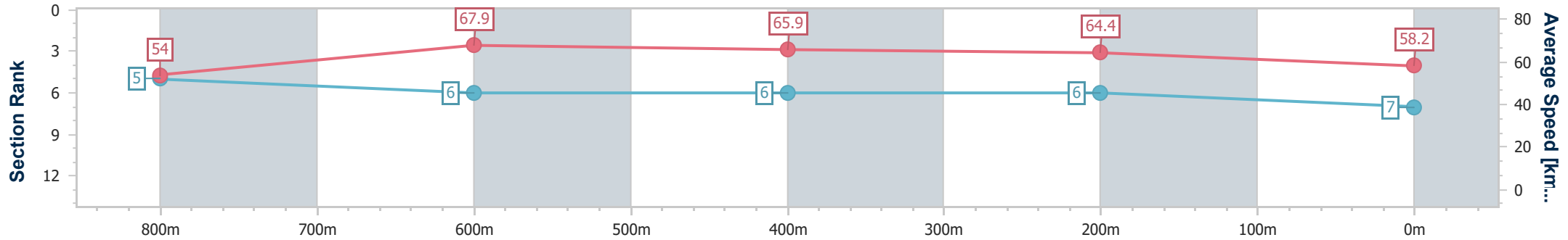
Sunshine Coast QLD Professional  
 Race 9: THE WHARF MOOLOOLABA SWISS ACE PLATE - 1000m



16 November 2024 - 18:10

Track Rating: Heavy 8, Weather: Overcast, Rail Position: +2m Entire

Section	Overall	800m	600m	400m	200m
Section Times	0:58.88 [7] (0:13.36)	0:45.52 [5] (0:10.75)	0:34.77 [6] (0:11.18)	0:23.59 [6] (0:11.20)	0:12.39 [6] (0:12.39)
Average Speed [km/h]	54.0	67.9	65.9	64.4	58.2
Top Speed [km/h]	70.6	70.7	66.8	66.1	61.5
Avg. Dist. to Rail [m]	8.1	4.5	4.1	9.1	10.4
Avg. Stride Freq. [Hz]	2.5	2.6	2.6	2.5	2.4
Avg. Stride Length [m]	6.2	7.3	7.2	7.1	6.7



- [ ] Ranking at each section and finish
- .-.- No data available at this section
- NA No data available



Horse/Jockey Name	Super Daisy
Final Rank	8
Fastest Section Time (Section)	0:10.67 (800m)
Top Speed [km/h] (Section)	69.8 (800m)
Race State	Finished



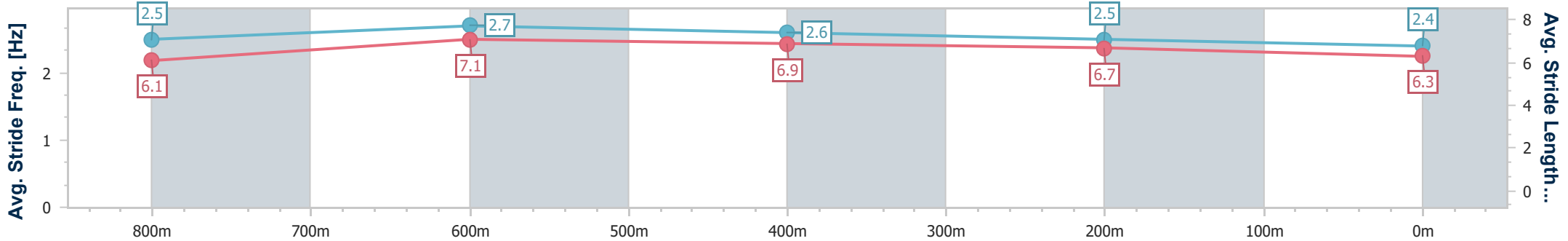
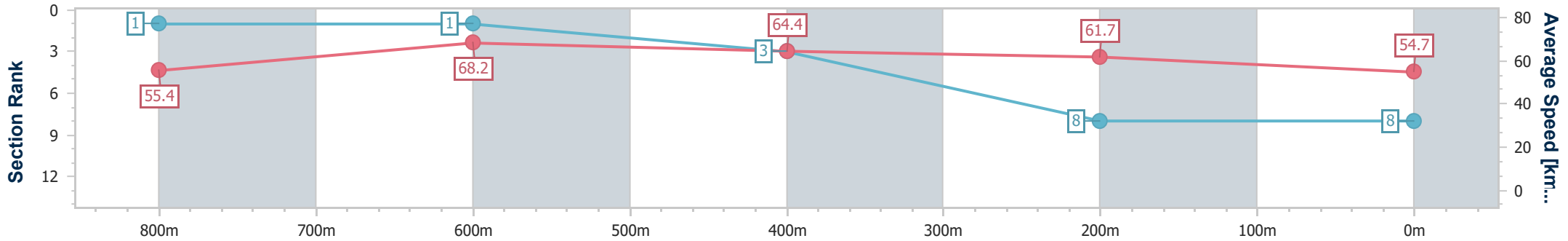
Sunshine Coast QLD Professional  
 Race 9: THE WHARF MOOLOOLABA SWISS ACE PLATE - 1000m



16 November 2024 - 18:10

Track Rating: Heavy 8, Weather: Overcast, Rail Position: +2m Entire

Section	Overall	800m	600m	400m	200m
Section Times	0:59.75 [8] (0:13.02)	0:46.73 [1] (0:10.67)	0:36.06 [1] (0:11.24)	0:24.82 [3] (0:11.66)	0:13.16 [8] (0:13.16)
Average Speed [km/h]	55.4	68.2	64.4	61.7	54.7
Top Speed [km/h]	69.7	69.8	66.6	63.6	59.7
Avg. Dist. to Rail [m]	8.8	2.9	1.2	4.3	5.4
Avg. Stride Freq. [Hz]	2.5	2.7	2.6	2.5	2.4
Avg. Stride Length [m]	6.1	7.1	6.9	6.7	6.3



- [ ] Ranking at each section and finish
- .-.- No data available at this section
- NA No data available



Horse/Jockey Name	Cabrinella
Final Rank	9
Fastest Section Time (Section)	0:10.67 (800m)
Top Speed [km/h] (Section)	69.0 (800m)
Race State	Finished



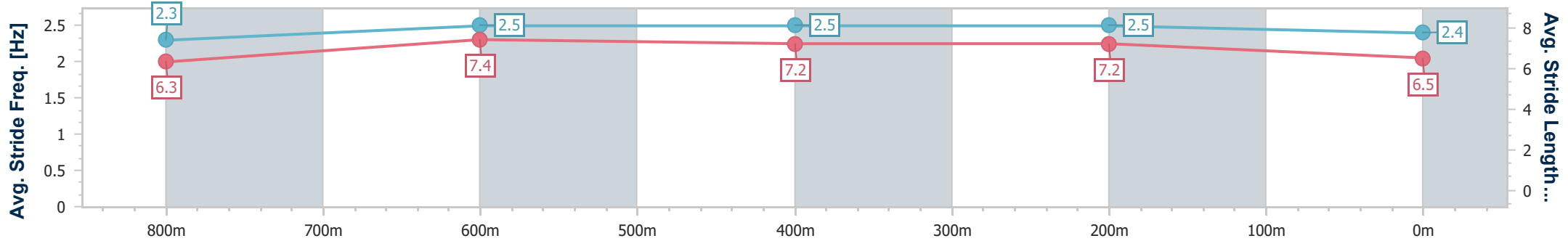
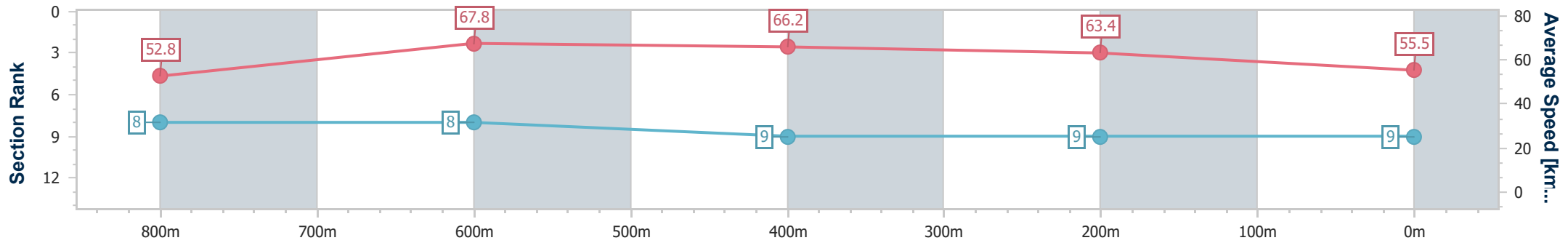
Sunshine Coast QLD Professional  
 Race 9: THE WHARF MOOLOOLABA SWISS ACE PLATE - 1000m



16 November 2024 - 18:10

Track Rating: Heavy 8, Weather: Overcast, Rail Position: +2m Entire

Section	Overall	800m	600m	400m	200m
Section Times	0:59.77 [9] (0:13.70)	0:46.07 [8] (0:10.67)	0:35.40 [8] (0:11.07)	0:24.33 [9] (0:11.36)	0:12.97 [9] (0:12.97)
Average Speed [km/h]	52.8	67.8	66.2	63.4	55.5
Top Speed [km/h]	68.0	69.0	67.4	65.4	60.8
Avg. Dist. to Rail [m]	5.4	2.4	2.8	8.4	9.3
Avg. Stride Freq. [Hz]	2.3	2.5	2.5	2.5	2.4
Avg. Stride Length [m]	6.3	7.4	7.2	7.2	6.5



- [ ] Ranking at each section and finish
- .-.- No data available at this section
- NA No data available



# Sunshine Coast QLD Professional

## Race 10: ARCHER PARK RACING QTIS Three-Year-Old Handicap - 1000m

16 November 2024 - 18:49



Track Rating: Heavy 8, Weather: Overcast, Rail Position: +2m Entire

Section											Last 600m		
Field Times		Overall	800m	600m	400m	200m						0:35.13	
		0:58.87 (0:13.16)	0:45.71 (0:10.58)	0:35.13 (0:11.37)	0:23.76 (0:11.54)	0:12.22 (0:12.22)							
Rank	TAB	Horse/Jockey	Barrier	Top Speed [km/h]	Fastest Section	Overall	800m	600m	400m	200m	Margin	Last 600m	Distance Travelled [m]
1	10	<b>COSMIC FIRE</b> Andrew Mallyon	8	69.7	0:10.77	0:58.87 [1] (0:13.22)	0:45.65 [5] (0:10.77)	0:34.88 [4] (0:11.28)	0:23.60 [3] (0:11.38)	0:12.22 [1] (0:12.22)	0:58.87	0:34.88	
2	11	<b>TERRITORY ASH</b> Tahlia Fenlon	10	67.8	0:10.77	0:59.13 [2] (0:13.74)	0:45.39 [10] (0:10.77)	0:34.62 [10] (0:11.19)	0:23.43 [10] (0:11.21)	0:12.22 [4] (0:12.22)	1.5L	0:34.62	-2
3	5	<b>SILVA 'N' SUAVE</b> Brandon Lerena	9	69.8	0:10.68	0:59.47 [3] (0:13.52)	0:45.95 [7] (0:10.68)	0:35.27 [6] (0:11.40)	0:23.87 [7] (0:11.33)	0:12.54 [5] (0:12.54)	3.5L	0:35.27	+6
4	4	<b>KAHLISEE</b> Samantha Collett	4	70.0	0:10.58	0:59.74 [4] (0:13.16)	0:46.58 [1] (0:10.58)	0:36.00 [1] (0:11.38)	0:24.62 [2] (0:11.58)	0:13.04 [2] (0:13.04)	5L	0:36.00	-1
5	9	<b>MISHANI EGO</b> Luke Dempsey	11	69.0	0:10.78	0:59.80 [5] (0:13.46)	0:46.34 [6] (0:10.78)	0:35.56 [7] (0:11.37)	0:24.19 [9] (0:11.42)	0:12.77 [8] (0:12.77)	5.2L	0:35.56	+3
6	2	<b>GIN A TONIC</b> Martin Harley	2	68.3	0:10.82	1:00.10 [6] (0:13.21)	0:46.89 [4] (0:10.82)	0:36.07 [5] (0:11.29)	0:24.78 [4] (0:11.62)	0:13.16 [6] (0:13.16)	6.7L	0:36.07	-2
7	7	<b>SIMPLY FUN</b> Cejay Graham	6	69.5	0:10.74	1:00.24 [7] (0:13.54)	0:46.70 [8] (0:10.74)	0:35.96 [9] (0:11.32)	0:24.64 [8] (0:11.60)	0:13.04 [9] (0:13.04)	7.5L	0:35.96	-2
8	3	<b>SHOWS A SIGN</b> Les Tilley	7	69.8	0:10.79	1:00.24 [8] (0:13.17)	0:47.07 [2] (0:10.79)	0:36.28 [3] (0:11.43)	0:24.85 [5] (0:11.61)	0:13.24 [7] (0:13.24)	7.6L	0:36.28	-1
9	8	<b>BALASTIER</b> Angela Jones	12	70.9	0:10.59	1:00.50 [9] (0:13.19)	0:47.31 [3] (0:10.59)	0:36.72 [2] (0:11.33)	0:25.39 [1] (0:11.69)	0:13.70 [3] (0:13.70)	9.1L	0:36.72	+3
10	1	<b>MISHANI ALOHA</b> Cody Collis	5	68.6	0:10.69	1:01.00 [10] (0:13.55)	0:47.45 [9] (0:10.69)	0:36.76 [8] (0:11.33)	0:25.43 [6] (0:11.80)	0:13.63 [10] (0:13.63)	11.9L	0:36.76	-4

Scratched: Bank Book (#12), Miss Moneypenny (#16), Inazuma Boy (#6), Zatanna (#15), Li'l Rex (#13), She Ours (#14)

Report Created: Sat 16 November 2024 19:03 GMT (Note: Timing is based on position data)

Page 1/11

[ ] Ranking at each section and finish  
 -:-:- No data available at this section  
 NA No data available

SCN Saddle cloth number  
 DNF Did not finish  
 DNT Did not track

data processed by TRIPLESDATA



Horse/Jockey Name	Cosmic Fire
Final Rank	1
Fastest Section Time (Section)	0:10.77 (800m)
Top Speed [km/h] (Section)	69.7 (Overall)
Race State	Finished



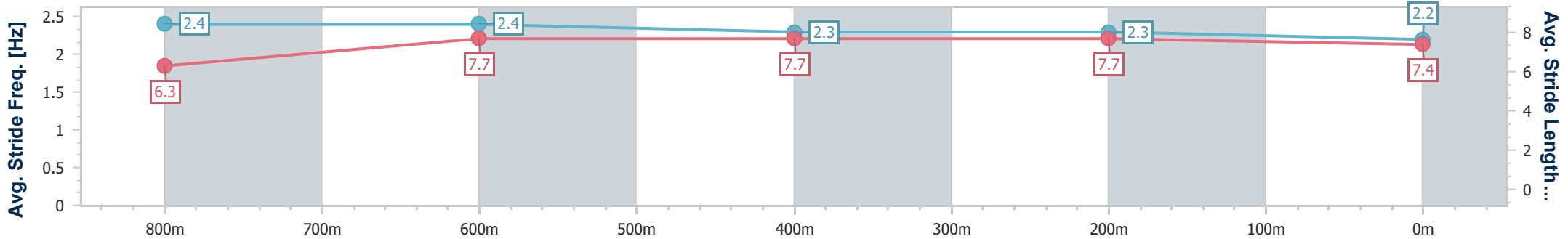
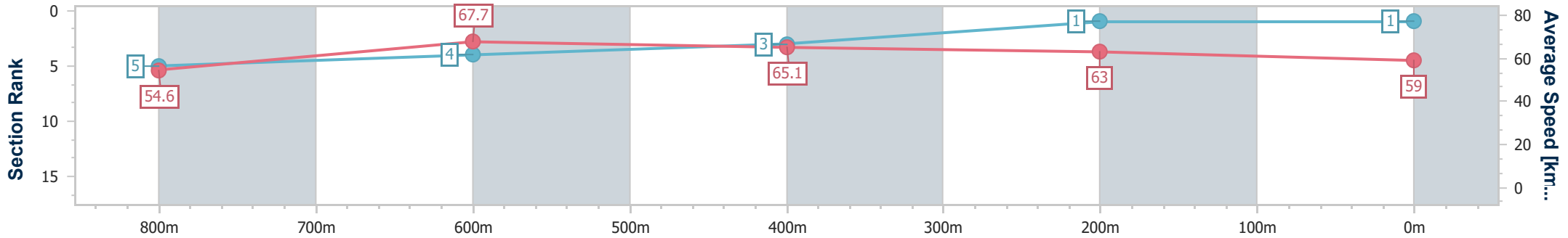
Sunshine Coast QLD Professional  
Race 10: ARCHER PARK RACING QTIS Three-Year-Old  
Handicap - 1000m



16 November 2024 - 18:49

Track Rating: Heavy 8, Weather: Overcast, Rail Position: +2m  
Entire

Section	Overall	800m	600m	400m	200m
Section Times	0:58.87 [1] (0:13.22)	0:45.65 [5] (0:10.77)	0:34.88 [4] (0:11.28)	0:23.60 [3] (0:11.38)	0:12.22 [1] (0:12.22)
Average Speed [km/h]	54.6	67.7	65.1	63.0	59.0
Top Speed [km/h]	69.7	69.6	67.2	64.1	61.7
Avg. Dist. to Rail [m]	8.8	4.9	2.7	5.3	6.7
Avg. Stride Freq. [Hz]	2.4	2.4	2.3	2.3	2.2
Avg. Stride Length [m]	6.3	7.7	7.7	7.7	7.4



- [ ] Ranking at each section and finish
- .-.- No data available at this section
- NA No data available





Horse/Jockey Name	Territory Ash
Final Rank	2
Fastest Section Time (Section)	0:10.77 (800m)
Top Speed [km/h] (Section)	67.8 (800m)
Race State	Finished



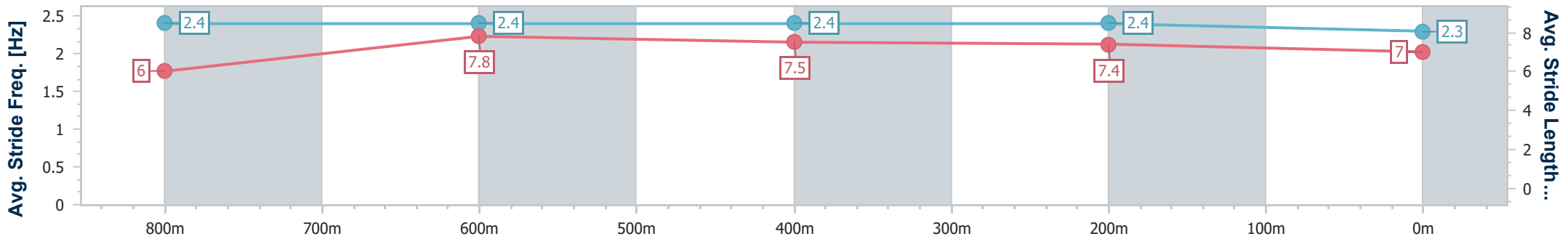
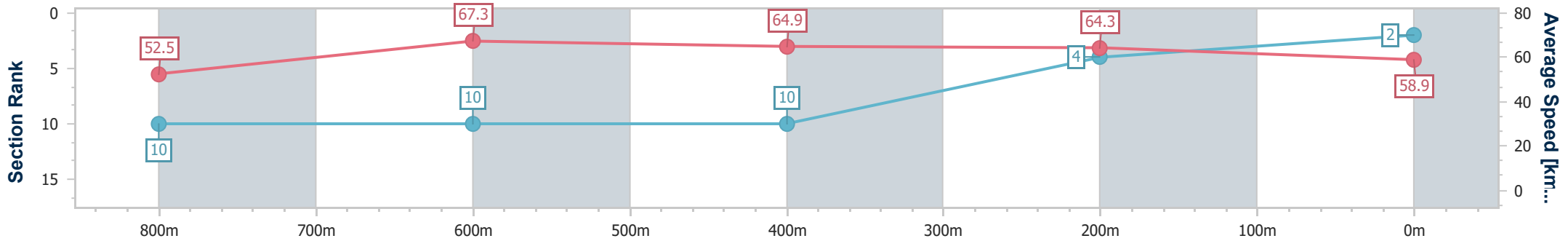
Sunshine Coast QLD Professional  
Race 10: ARCHER PARK RACING QTIS Three-Year-Old Handicap - 1000m



16 November 2024 - 18:49

Track Rating: Heavy 8, Weather: Overcast, Rail Position: +2m Entire

Section	Overall	800m	600m	400m	200m
Section Times	0:59.13 [2] (0:13.74)	0:45.39 [10] (0:10.77)	0:34.62 [10] (0:11.19)	0:23.43 [10] (0:11.21)	0:12.22 [4] (0:12.22)
Average Speed [km/h]	52.5	67.3	64.9	64.3	58.9
Top Speed [km/h]	67.1	67.8	65.9	66.3	64.1
Avg. Dist. to Rail [m]	9.9	2.9	1.7	7.4	8.0
Avg. Stride Freq. [Hz]	2.4	2.4	2.4	2.4	2.3
Avg. Stride Length [m]	6.0	7.8	7.5	7.4	7.0



- [ ] Ranking at each section and finish
- .-.- No data available at this section
- NA No data available



Horse/Jockey Name	Silva 'N' Suave
Final Rank	3
Fastest Section Time (Section)	0:10.68 (800m)
Top Speed [km/h] (Section)	69.8 (800m)
Race State	Finished



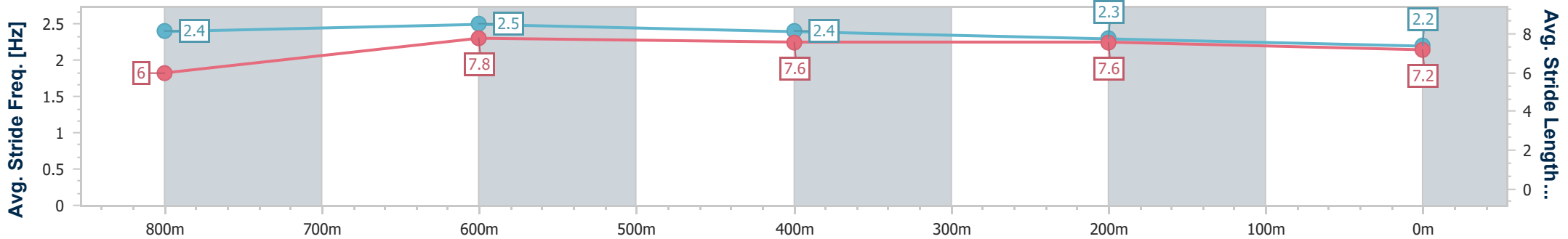
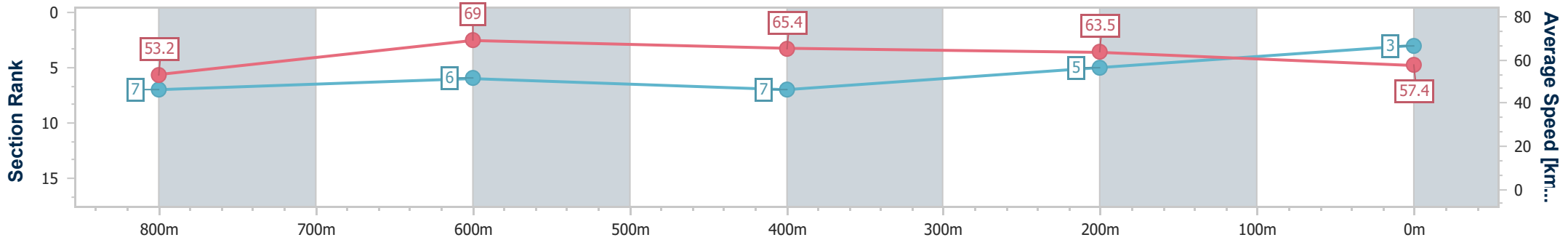
Sunshine Coast QLD Professional  
Race 10: ARCHER PARK RACING QTIS Three-Year-Old Handicap - 1000m



16 November 2024 - 18:49

Track Rating: Heavy 8, Weather: Overcast, Rail Position: +2m Entire

Section	Overall	800m	600m	400m	200m
Section Times	0:59.47 [3] (0:13.52)	0:45.95 [7] (0:10.68)	0:35.27 [6] (0:11.40)	0:23.87 [7] (0:11.33)	0:12.54 [5] (0:12.54)
Average Speed [km/h]	53.2	69.0	65.4	63.5	57.4
Top Speed [km/h]	68.8	69.8	67.2	65.5	61.4
Avg. Dist. to Rail [m]	9.8	6.2	6.1	8.7	8.3
Avg. Stride Freq. [Hz]	2.4	2.5	2.4	2.3	2.2
Avg. Stride Length [m]	6.0	7.8	7.6	7.6	7.2



- [ ] Ranking at each section and finish
- .-.- No data available at this section
- NA No data available



Horse/Jockey Name	Kahlisee
Final Rank	4
Fastest Section Time (Section)	0:10.58 (800m)
Top Speed [km/h] (Section)	70.0 (800m)
Race State	Finished



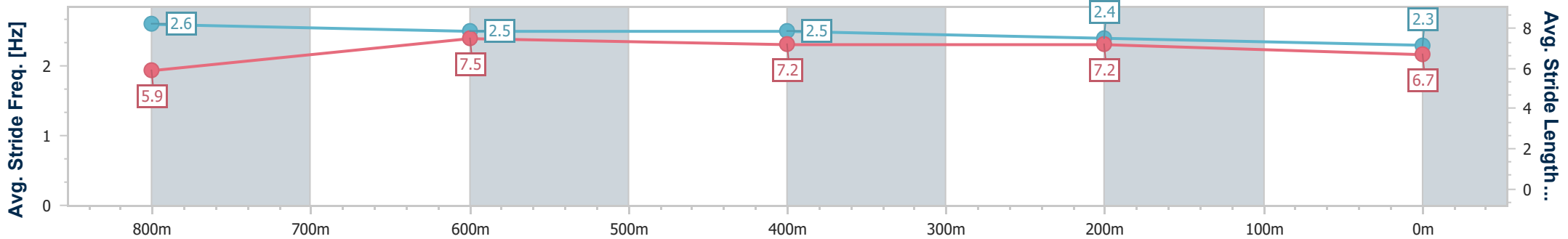
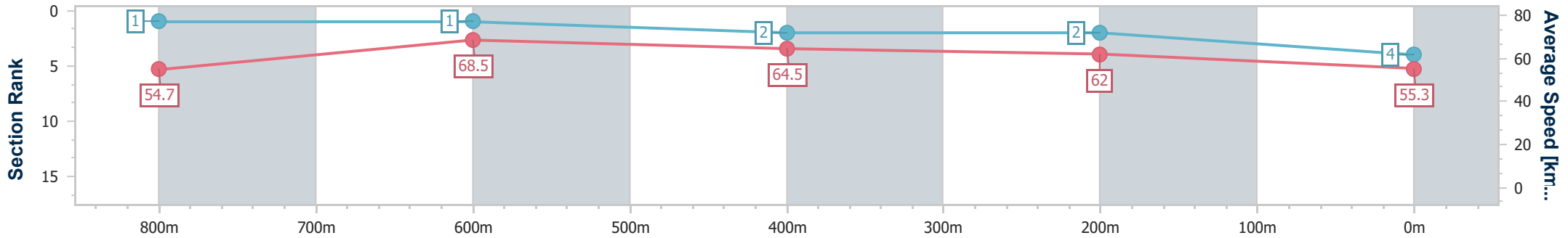
Sunshine Coast QLD Professional  
 Race 10: ARCHER PARK RACING QTIS Three-Year-Old  
 Handicap - 1000m



16 November 2024 - 18:49

Track Rating: Heavy 8, Weather: Overcast, Rail Position: +2m  
 Entire

Section	Overall	800m	600m	400m	200m
Section Times	0:59.74 [4] (0:13.16)	0:46.58 [1] (0:10.58)	0:36.00 [1] (0:11.38)	0:24.62 [2] (0:11.58)	0:13.04 [2] (0:13.04)
Average Speed [km/h]	54.7	68.5	64.5	62.0	55.3
Top Speed [km/h]	69.8	70.0	66.1	64.5	60.0
Avg. Dist. to Rail [m]	5.8	2.8	2.6	5.0	5.0
Avg. Stride Freq. [Hz]	2.6	2.5	2.5	2.4	2.3
Avg. Stride Length [m]	5.9	7.5	7.2	7.2	6.7



- [ ] Ranking at each section and finish
- .-.- No data available at this section
- NA No data available



Horse/Jockey Name	Mishani Ego
Final Rank	5
Fastest Section Time (Section)	0:10.78 (800m)
Top Speed [km/h] (Section)	69.0 (800m)
Race State	Finished



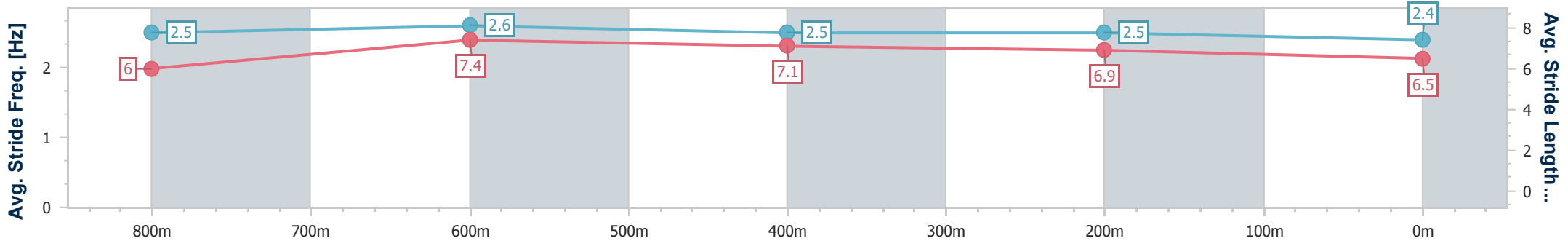
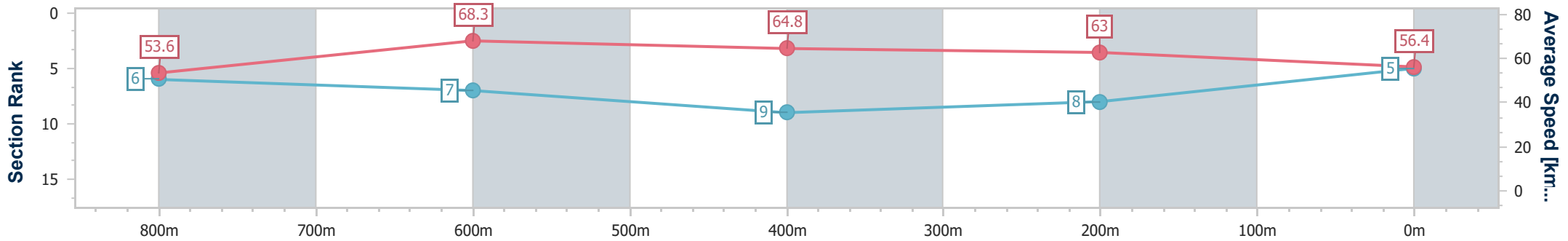
Sunshine Coast QLD Professional  
Race 10: ARCHER PARK RACING QTIS Three-Year-Old Handicap - 1000m



16 November 2024 - 18:49

Track Rating: Heavy 8, Weather: Overcast, Rail Position: +2m Entire

Section	Overall	800m	600m	400m	200m
Section Times	0:59.80 [5] (0:13.46)	0:46.34 [6] (0:10.78)	0:35.56 [7] (0:11.37)	0:24.19 [9] (0:11.42)	0:12.77 [8] (0:12.77)
Average Speed [km/h]	53.6	68.3	64.8	63.0	56.4
Top Speed [km/h]	68.6	69.0	67.5	64.3	60.6
Avg. Dist. to Rail [m]	11.5	5.7	4.0	7.3	8.5
Avg. Stride Freq. [Hz]	2.5	2.6	2.5	2.5	2.4
Avg. Stride Length [m]	6.0	7.4	7.1	6.9	6.5



- [ ] Ranking at each section and finish
- .-.- No data available at this section
- NA No data available



Horse/Jockey Name	Gin A Tonic
Final Rank	6
Fastest Section Time (Section)	0:10.82 (800m)
Top Speed [km/h] (Section)	68.3 (800m)
Race State	Finished



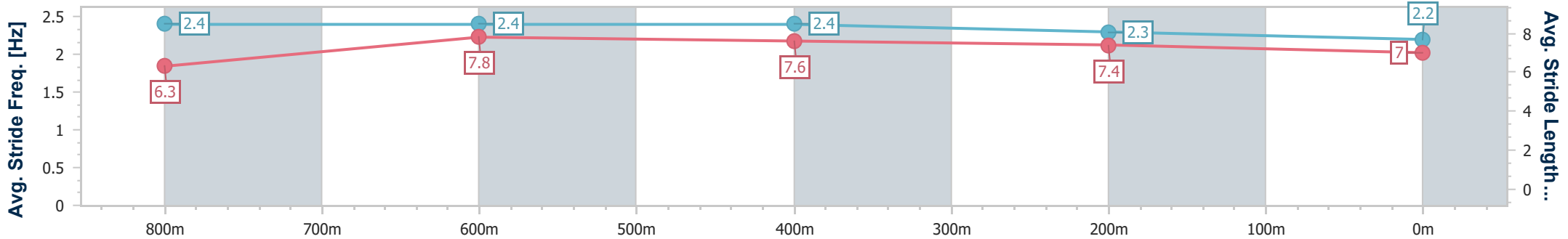
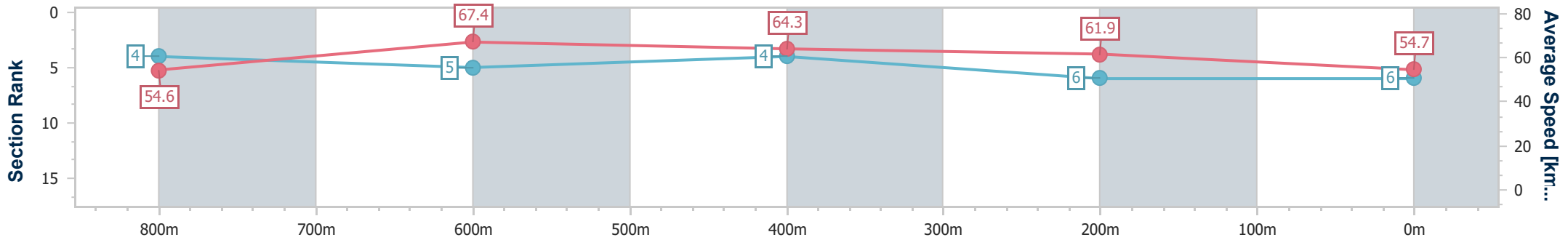
Sunshine Coast QLD Professional  
Race 10: ARCHER PARK RACING QTIS Three-Year-Old Handicap - 1000m



16 November 2024 - 18:49

Track Rating: Heavy 8, Weather: Overcast, Rail Position: +2m Entire

Section	Overall	800m	600m	400m	200m
Section Times	1:00.10 [6] (0:13.21)	0:46.89 [4] (0:10.82)	0:36.07 [5] (0:11.29)	0:24.78 [4] (0:11.62)	0:13.16 [6] (0:13.16)
Average Speed [km/h]	54.6	67.4	64.3	61.9	54.7
Top Speed [km/h]	68.1	68.3	67.1	63.6	60.1
Avg. Dist. to Rail [m]	4.9	3.5	1.8	3.6	4.3
Avg. Stride Freq. [Hz]	2.4	2.4	2.4	2.3	2.2
Avg. Stride Length [m]	6.3	7.8	7.6	7.4	7.0



- [ ] Ranking at each section and finish
- .-.- No data available at this section
- NA No data available



Horse/Jockey Name	Simply Fun
Final Rank	7
Fastest Section Time (Section)	0:10.74 (800m)
Top Speed [km/h] (Section)	69.5 (800m)
Race State	Finished



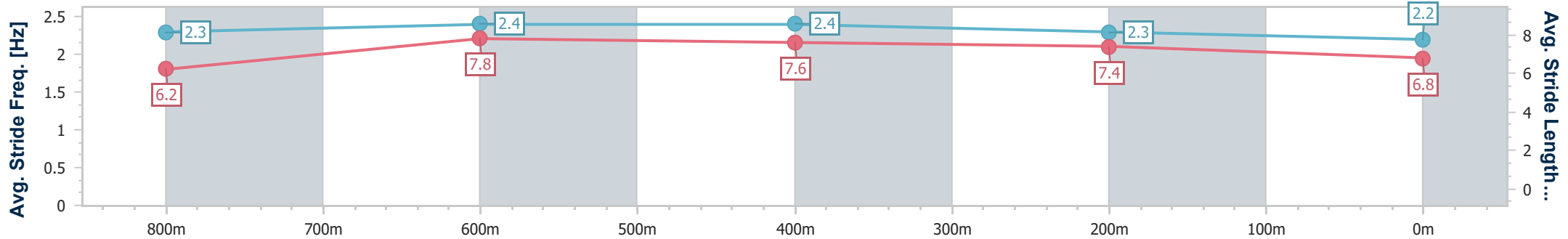
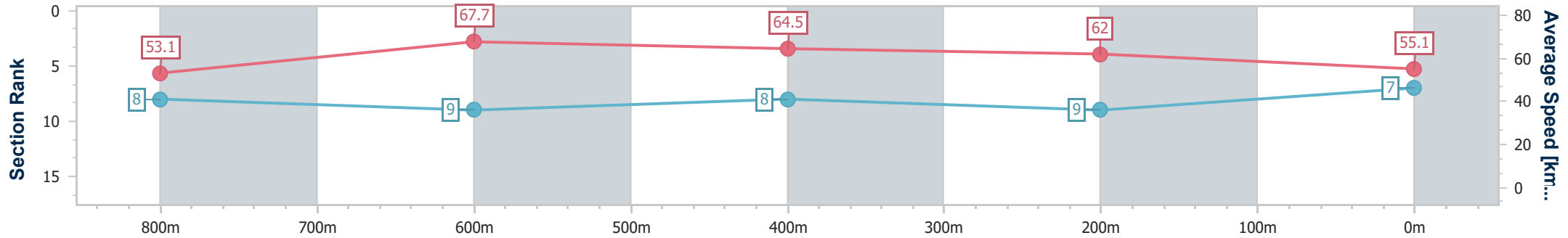
Sunshine Coast QLD Professional  
Race 10: ARCHER PARK RACING QTIS Three-Year-Old Handicap - 1000m



16 November 2024 - 18:49

Track Rating: Heavy 8, Weather: Overcast, Rail Position: +2m Entire

Section	Overall	800m	600m	400m	200m
Section Times	1:00.24 [7] (0:13.54)	0:46.70 [8] (0:10.74)	0:35.96 [9] (0:11.32)	0:24.64 [8] (0:11.60)	0:13.04 [9] (0:13.04)
Average Speed [km/h]	53.1	67.7	64.5	62.0	55.1
Top Speed [km/h]	69.4	69.5	65.9	64.3	59.4
Avg. Dist. to Rail [m]	6.4	3.0	2.0	3.3	3.5
Avg. Stride Freq. [Hz]	2.3	2.4	2.4	2.3	2.2
Avg. Stride Length [m]	6.2	7.8	7.6	7.4	6.8



- [ ] Ranking at each section and finish
- .-.- No data available at this section
- NA No data available



Horse/Jockey Name	Shows A Sign
Final Rank	8
Fastest Section Time (Section)	0:10.79 (800m)
Top Speed [km/h] (Section)	69.8 (800m)
Race State	Finished



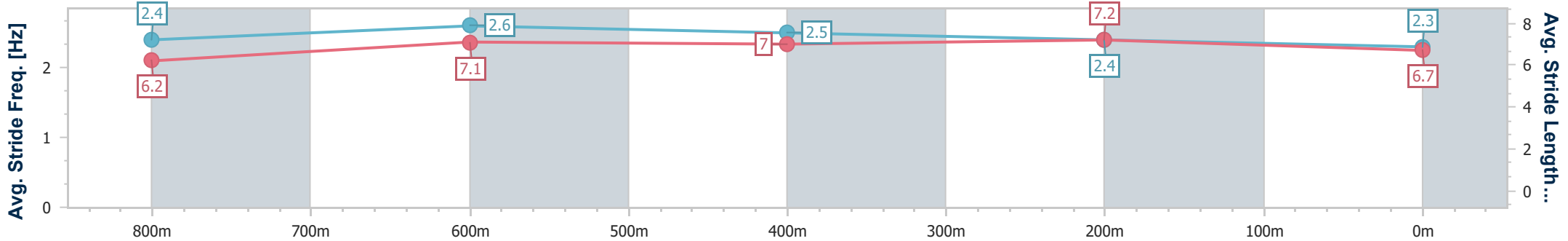
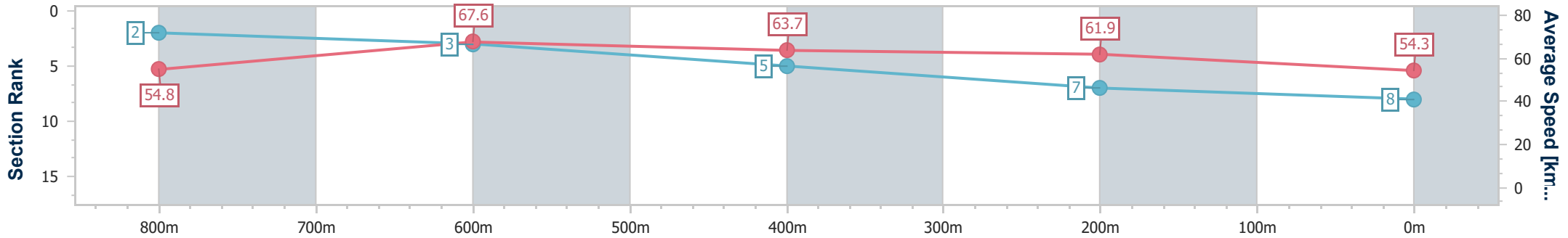
Sunshine Coast QLD Professional  
Race 10: ARCHER PARK RACING QTIS Three-Year-Old Handicap - 1000m



16 November 2024 - 18:49

Track Rating: Heavy 8, Weather: Overcast, Rail Position: +2m Entire

Section	Overall	800m	600m	400m	200m
Section Times	1:00.24 [8] (0:13.17)	0:47.07 [2] (0:10.79)	0:36.28 [3] (0:11.43)	0:24.85 [5] (0:11.61)	0:13.24 [7] (0:13.24)
Average Speed [km/h]	54.8	67.6	63.7	61.9	54.3
Top Speed [km/h]	69.5	69.8	66.1	63.3	58.9
Avg. Dist. to Rail [m]	8.0	3.8	1.8	3.4	6.1
Avg. Stride Freq. [Hz]	2.4	2.6	2.5	2.4	2.3
Avg. Stride Length [m]	6.2	7.1	7.0	7.2	6.7



- [ ] Ranking at each section and finish
- .-.- No data available at this section
- NA No data available



Horse/Jockey Name	Balastier
Final Rank	9
Fastest Section Time (Section)	0:10.59 (800m)
Top Speed [km/h] (Section)	70.9 (800m)
Race State	Finished



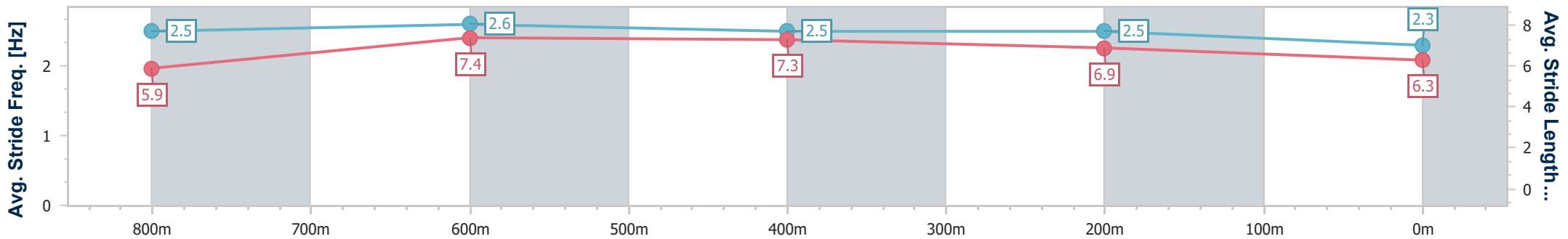
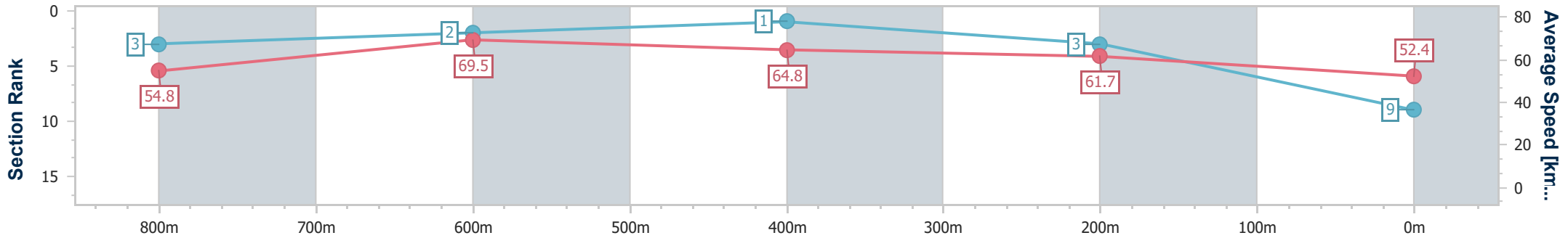
Sunshine Coast QLD Professional  
Race 10: ARCHER PARK RACING QTIS Three-Year-Old Handicap - 1000m



16 November 2024 - 18:49

Track Rating: Heavy 8, Weather: Overcast, Rail Position: +2m Entire

Section	Overall	800m	600m	400m	200m
Section Times	1:00.50 [9] (0:13.19)	0:47.31 [3] (0:10.59)	0:36.72 [2] (0:11.33)	0:25.39 [1] (0:11.69)	0:13.70 [3] (0:13.70)
Average Speed [km/h]	54.8	69.5	64.8	61.7	52.4
Top Speed [km/h]	70.6	70.9	66.8	64.1	57.2
Avg. Dist. to Rail [m]	12.3	5.8	3.7	4.5	5.5
Avg. Stride Freq. [Hz]	2.5	2.6	2.5	2.5	2.3
Avg. Stride Length [m]	5.9	7.4	7.3	6.9	6.3



- [ ] Ranking at each section and finish
- .-.- No data available at this section
- NA No data available





Horse/Jockey Name	Mishani Aloha
Final Rank	10
Fastest Section Time (Section)	0:10.69 (800m)
Top Speed [km/h] (Section)	68.6 (800m)
Race State	Finished



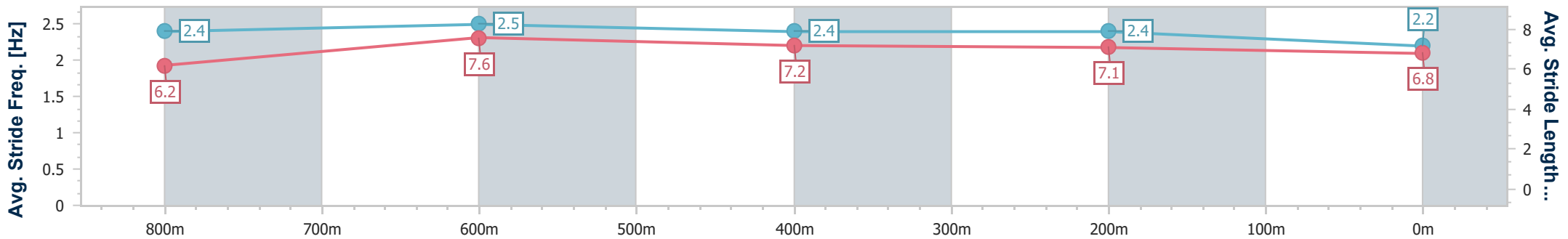
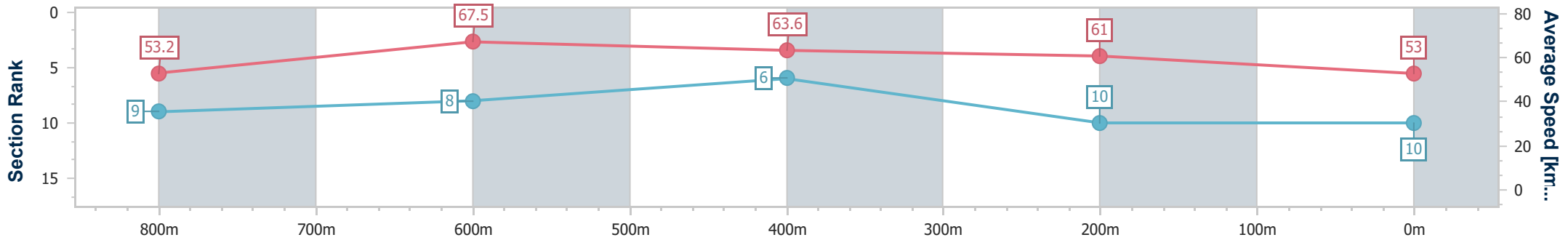
Sunshine Coast QLD Professional  
Race 10: ARCHER PARK RACING QTIS Three-Year-Old Handicap - 1000m



16 November 2024 - 18:49

Track Rating: Heavy 8, Weather: Overcast, Rail Position: +2m Entire

Section	Overall	800m	600m	400m	200m
Section Times	1:01.00 [10] (0:13.55)	0:47.45 [9] (0:10.69)	0:36.76 [8] (0:11.33)	0:25.43 [6] (0:11.80)	0:13.63 [10] (0:13.63)
Average Speed [km/h]	53.2	67.5	63.6	61.0	53.0
Top Speed [km/h]	67.5	68.6	66.2	62.4	57.9
Avg. Dist. to Rail [m]	5.4	1.5	0.4	1.6	5.5
Avg. Stride Freq. [Hz]	2.4	2.5	2.4	2.4	2.2
Avg. Stride Length [m]	6.2	7.6	7.2	7.1	6.8



- [ ] Ranking at each section and finish
- .-.- No data available at this section
- NA No data available