

Track Rating: Soft 7, Weather: Overcast, Rail Position: True

Section		Overall	2000m	1800m	1600m	1400m	1200m	1000m	Last 600m				
Field Times		2:16.28 (0:11.89)	2:04.39 (0:11.43)	1:52.96 (0:12.63)	1:40.33 (0:13.14)	1:27.19 (0:12.83)	1:14.36 (0:13.03)	1:01.33 (0:12.88)	0:36.10				
Rank	TAB Horse/Jockey	Barrier	Top Speed [km/h]	Fastest Section									Distance Travelled [m]
1	1 JUNGLE JET Micheal Hellyer	1	63.7 2000m	0:11.70 2000m	2:16.28 [1] (0:12.03)	2:04.25 [3] (0:11.70)	1:52.55 [3] (0:12.53)	1:40.02 [3] (0:13.21)	1:26.81 [4] (0:12.75)	1:14.06 [3] (0:12.96)	1:01.10 [3] (0:12.79)	0:36.10	
2	3 THE MANIPULATOR Madeleine Wishart	6	64.4 2000m	0:11.43 2000m	2:18.93 [2] (0:11.89)	2:07.04 [1] (0:11.43)	1:55.61 [1] (0:12.63)	1:42.98 [1] (0:13.30)	1:29.68 [2] (0:12.84)	1:16.84 [2] (0:13.05)	1:03.79 [2] (0:12.84)	0:38.59	+7
3	5 CATCH CRIES Sariah Champkin	4	62.9 Overall	0:11.89 2000m	2:19.12 [3] (0:12.60)	2:06.52 [7] (0:11.89)	1:54.63 [7] (0:12.55)	1:42.08 [7] (0:13.27)	1:28.81 [7] (0:12.73)	1:16.08 [7] (0:13.02)	1:03.06 [7] (0:12.94)	0:37.82	+5
4	7 STELLA SIMONE Anthony Allen	2	61.8 2000m	0:11.78 2000m	2:19.24 [4] (0:12.04)	2:07.20 [4] (0:11.78)	1:55.42 [4] (0:12.59)	1:42.83 [4] (0:13.22)	1:29.61 [5] (0:12.95)	1:16.66 [5] (0:13.05)	1:03.61 [6] (0:12.98)	0:38.28	+11
5	4 PRIDE OF SAVABELLA Kirk Matheson	3	63.1 2000m	0:11.75 2000m	2:19.38 [5] (0:12.23)	2:07.15 [5] (0:11.75)	1:55.40 [5] (0:12.67)	1:42.73 [6] (0:13.26)	1:29.47 [6] (0:12.82)	1:16.65 [6] (0:12.89)	1:03.76 [5] (0:12.78)	0:38.78	+3
6	2 MORE YOU THINK Rob Thorburn	7	63.2 2000m	0:11.58 2000m	2:22.07 [6] (0:11.93)	2:10.14 [2] (0:11.58)	1:58.56 [2] (0:12.60)	1:45.96 [2] (0:13.25)	1:32.71 [3] (0:12.99)	1:19.72 [4] (0:13.02)	1:06.70 [4] (0:13.02)	0:41.26	+6
7	6 SHE'LL GO BOOM Jason Taylor	5	62.2 2000m	0:11.75 2000m	2:22.22 [7] (0:12.28)	2:09.94 [6] (0:11.75)	1:58.19 [6] (0:12.59)	1:45.60 [5] (0:12.47)	1:33.13 [1] (0:12.83)	1:20.30 [1] (0:13.03)	1:07.27 [1] (0:12.88)	0:41.79	+9



Ipswich QLD Professional

Race 1: GORDON'S GIN Maiden Plate - 2150m

16 November 2024 - 13:09



Track Rating: Soft 7, Weather: Overcast, Rail Position: True

Section				800m	600m	400m	200m	Last 600m				
Field Times				0:48.45 (0:12.35)	0:36.10 (0:11.77)	0:24.33 (0:11.92)	0:12.41 (0:12.41)	0:36.10				
Rank	TAB	Horse/Jockey	Barrier	Top Speed [km/h]	Fastest Section	Margin				Distance Travelled [m]		
1	1	JUNGLE JET Micheal Hellyer	1	63.7 2000m	0:11.70 2000m	0:48.31 [2] (0:12.21)	0:36.10 [1] (0:11.77)	0:24.33 [1] (0:11.92)	0:12.41 [1] (0:12.41)	2:16.28	0:36.10	
2	3	THE MANIPULATOR Madeleine Wishart	6	64.4 2000m	0:11.43 2000m	0:50.95 [3] (0:12.36)	0:38.59 [2] (0:12.27)	0:26.32 [2] (0:12.74)	0:13.58 [2] (0:13.58)	15.58L	0:38.59	+7
3	5	CATCH CRIES Sariah Champkin	4	62.9 Overall	0:11.89 2000m	0:50.12 [7] (0:12.30)	0:37.82 [7] (0:12.43)	0:25.39 [7] (0:12.54)	0:12.85 [5] (0:12.85)	16.74L	0:37.82	+5
4	7	STELLA SIMONE Anthony Allen	2	61.8 2000m	0:11.78 2000m	0:50.63 [6] (0:12.35)	0:38.28 [6] (0:12.46)	0:25.82 [4] (0:12.72)	0:13.10 [4] (0:13.10)	17.42L	0:38.28	+11
5	4	PRIDE OF SAVABELLA Kirk Matheson	3	63.1 2000m	0:11.75 2000m	0:50.98 [5] (0:12.20)	0:38.78 [4] (0:12.25)	0:26.53 [3] (0:12.96)	0:13.57 [3] (0:13.57)	18.28L	0:38.78	+3
6	2	MORE YOU THINK Rob Thorburn	7	63.2 2000m	0:11.58 2000m	0:53.68 [4] (0:12.42)	0:41.26 [5] (0:12.64)	0:28.62 [5] (0:13.24)	0:15.38 [6] (0:15.38)	34.1L	0:41.26	+6
7	6	SHE'LL GO BOOM Jason Taylor	5	62.2 2000m	0:11.75 2000m	0:54.39 [1] (0:12.60)	0:41.79 [3] (0:13.17)	0:28.62 [6] (0:14.15)	0:14.47 [7] (0:14.47)	34.96L	0:41.79	+9



Horse/Jockey Name	Jungle Jet
Final Rank	1
Fastest Section Time (Section)	0:11.70 (2000m)
Top Speed [km/h] (Section)	63.7 (2000m)
Race State	Finished



Ipswich QLD Professional

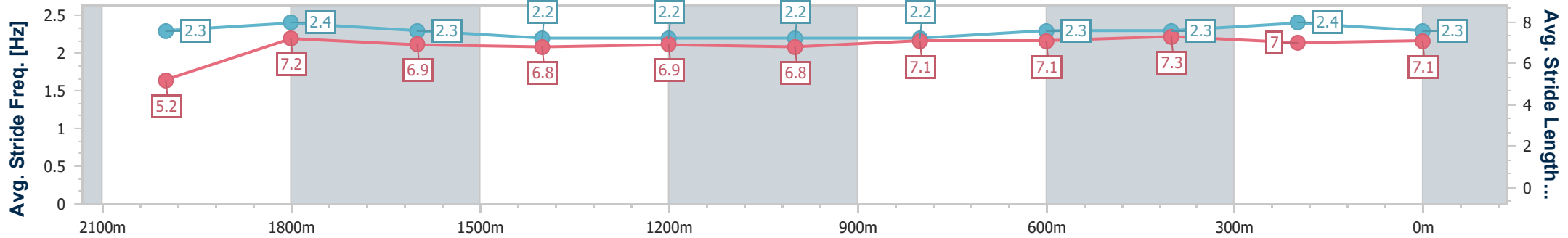
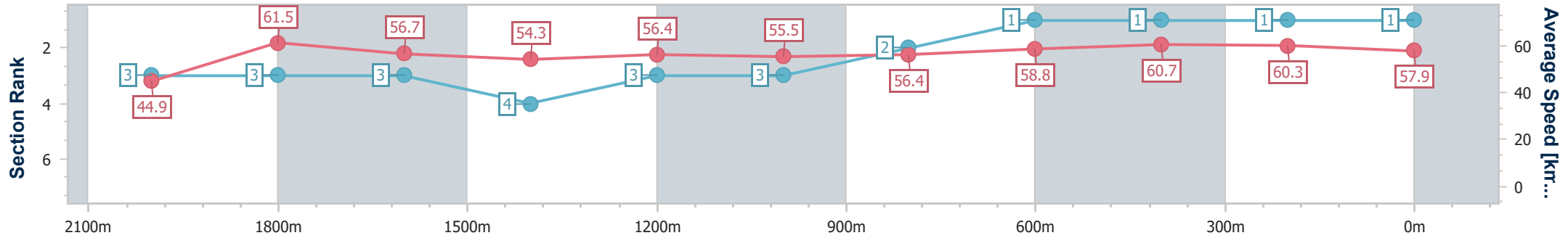
Race 1: GORDON'S GIN Maiden Plate - 2150m

16 November 2024 - 13:09

Track Rating: Soft 7, Weather: Overcast, Rail Position: True



Section	Overall	2000m	1800m	1600m	1400m	1200m	1000m	800m	600m	400m	200m
Section Times	2:16.28 [1] (0:12.03)	2:04.25 [3] (0:11.70)	1:52.55 [3] (0:12.53)	1:40.02 [3] (0:13.21)	1:26.81 [4] (0:12.75)	1:14.06 [3] (0:12.96)	1:01.10 [3] (0:12.79)	0:48.31 [2] (0:12.21)	0:36.10 [1] (0:11.77)	0:24.33 [1] (0:11.92)	0:12.41 [1] (0:12.41)
Average Speed [km/h]	44.9	61.5	56.7	54.3	56.4	55.5	56.4	58.8	60.7	60.3	57.9
Top Speed [km/h]	62.0	63.7	60.2	55.3	57.5	56.3	57.6	60.5	61.7	61.7	59.7
Avg. Dist. to Rail [m]	2.9	1.4	2.0	1.3	0.3	0.1	0.2	0.7	1.2	1.1	0.4
Avg. Stride Freq. [Hz]	2.3	2.4	2.3	2.2	2.2	2.2	2.2	2.3	2.3	2.4	2.3
Avg. Stride Length [m]	5.2	7.2	6.9	6.8	6.9	6.8	7.1	7.1	7.3	7.0	7.1



- [] Ranking at each section and finish
- .-.- No data available at this section
- NA No data available



Horse/Jockey Name	The Manipulator
Final Rank	2
Fastest Section Time (Section)	0:11.43 (2000m)
Top Speed [km/h] (Section)	64.4 (2000m)
Race State	Finished



Ipswich QLD Professional

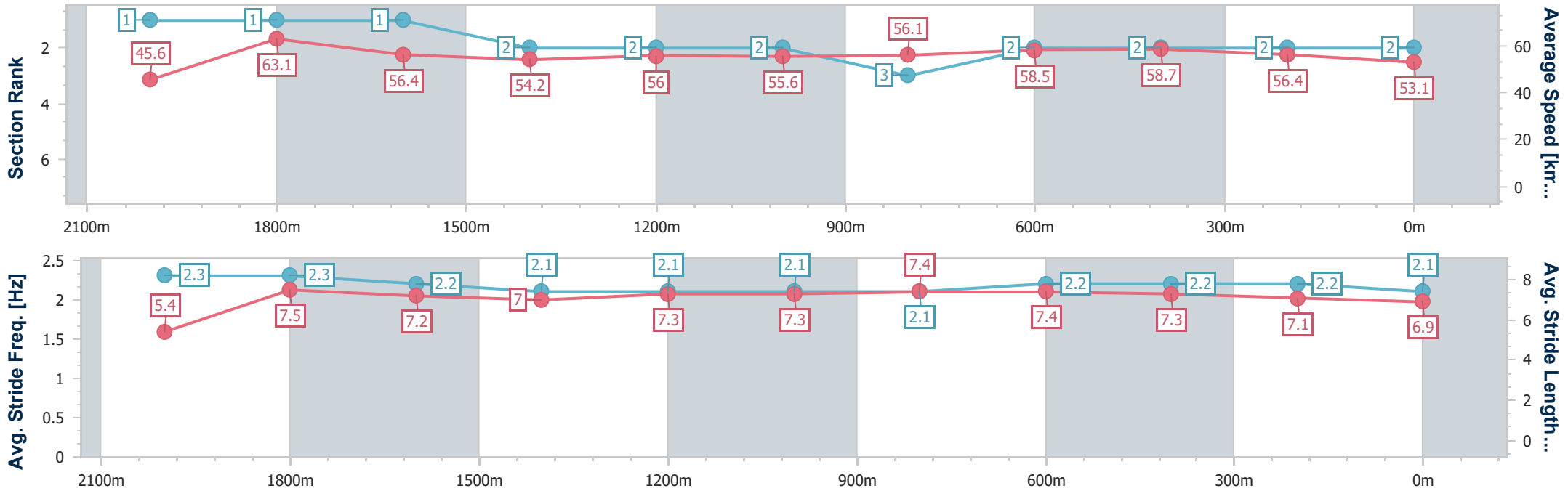
Race 1: GORDON'S GIN Maiden Plate - 2150m

16 November 2024 - 13:09



Track Rating: Soft 7, Weather: Overcast, Rail Position: True

Section	Overall	2000m	1800m	1600m	1400m	1200m	1000m	800m	600m	400m	200m
Section Times	2:18.93 [2] (0:11.89)	2:07.04 [1] (0:11.43)	1:55.61 [1] (0:12.63)	1:42.98 [1] (0:13.30)	1:29.68 [2] (0:12.84)	1:16.84 [2] (0:13.05)	1:03.79 [2] (0:12.84)	0:50.95 [3] (0:12.36)	0:38.59 [2] (0:12.27)	0:26.32 [2] (0:12.74)	0:13.58 [2] (0:13.58)
Average Speed [km/h]	45.6	63.1	56.4	54.2	56.0	55.6	56.1	58.5	58.7	56.4	53.1
Top Speed [km/h]	63.3	64.4	61.4	55.7	56.9	56.2	57.2	60.1	60.0	57.8	55.2
Avg. Dist. to Rail [m]	7.2	1.3	1.1	0.6	0.4	1.1	0.9	1.0	0.4	0.5	0.6
Avg. Stride Freq. [Hz]	2.3	2.3	2.2	2.1	2.1	2.1	2.1	2.2	2.2	2.2	2.1
Avg. Stride Length [m]	5.4	7.5	7.2	7.0	7.3	7.3	7.4	7.4	7.3	7.1	6.9



- [] Ranking at each section and finish
- .-.- No data available at this section
- NA No data available



Horse/Jockey Name	Catch Cries
Final Rank	3
Fastest Section Time (Section)	0:11.89 (2000m)
Top Speed [km/h] (Section)	62.9 (Overall)
Race State	Finished



Ipswich QLD Professional

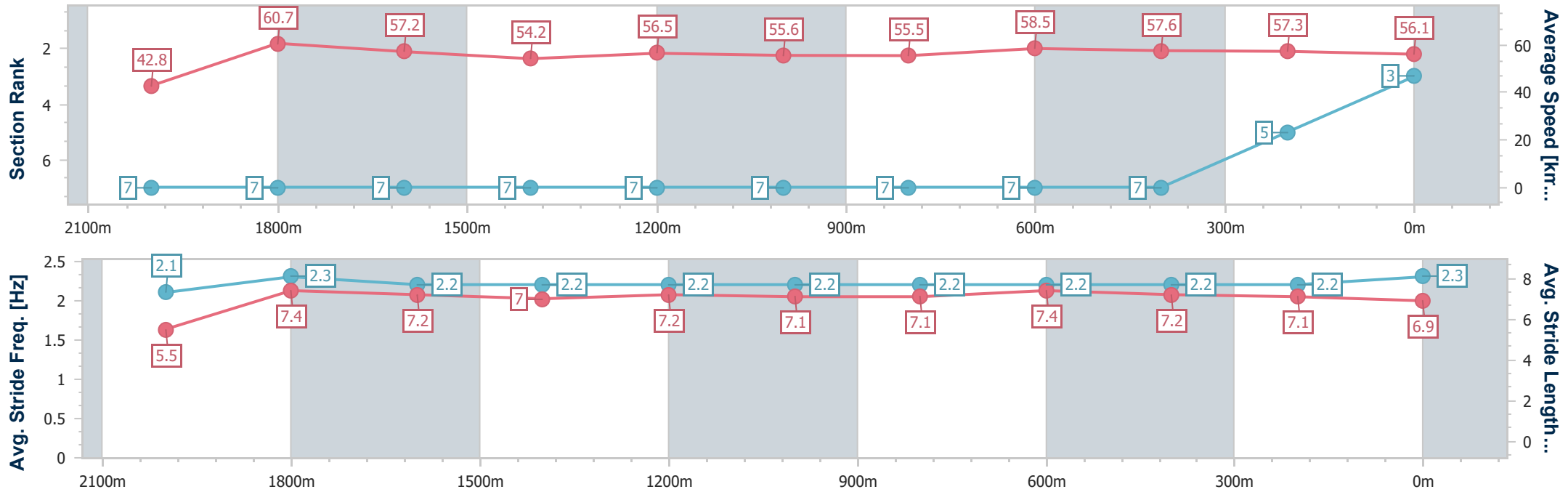
Race 1: GORDON'S GIN Maiden Plate - 2150m

16 November 2024 - 13:09

Track Rating: Soft 7, Weather: Overcast, Rail Position: True



Section	Overall	2000m	1800m	1600m	1400m	1200m	1000m	800m	600m	400m	200m
Section Times	2:19.12 [3] (0:12.60)	2:06.52 [7] (0:11.89)	1:54.63 [7] (0:12.55)	1:42.08 [7] (0:13.27)	1:28.81 [7] (0:12.73)	1:16.08 [7] (0:13.02)	1:03.06 [7] (0:12.94)	0:50.12 [7] (0:12.30)	0:37.82 [7] (0:12.43)	0:25.39 [7] (0:12.54)	0:12.85 [5] (0:12.85)
Average Speed [km/h]	42.8	60.7	57.2	54.2	56.5	55.6	55.5	58.5	57.6	57.3	56.1
Top Speed [km/h]	62.9	62.9	60.1	55.3	58.3	57.5	57.5	58.9	59.0	57.6	57.6
Avg. Dist. to Rail [m]	6.3	1.1	0.4	0.4	0.2	0.6	0.4	0.5	0.9	0.6	1.0
Avg. Stride Freq. [Hz]	2.1	2.3	2.2	2.2	2.2	2.2	2.2	2.2	2.2	2.2	2.3
Avg. Stride Length [m]	5.5	7.4	7.2	7.0	7.2	7.1	7.1	7.4	7.2	7.1	6.9



- [] Ranking at each section and finish
- .-.- No data available at this section
- NA No data available



Horse/Jockey Name	Stella Simone
Final Rank	4
Fastest Section Time (Section)	0:11.78 (2000m)
Top Speed [km/h] (Section)	61.8 (2000m)
Race State	Finished



Ipswich QLD Professional

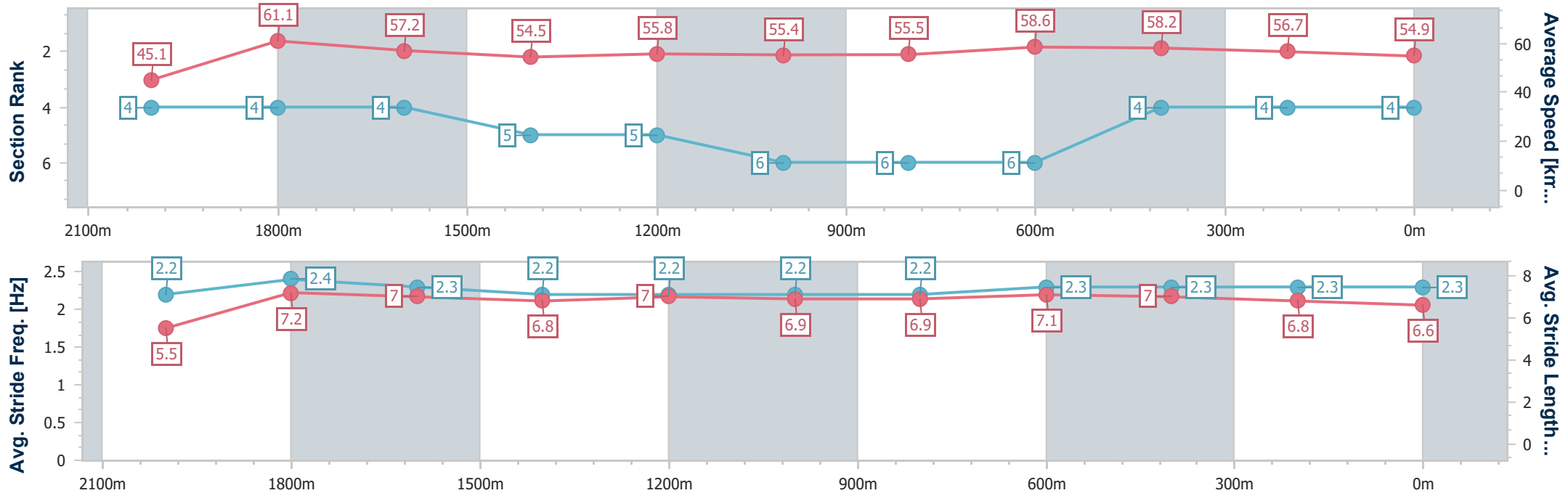
Race 1: GORDON'S GIN Maiden Plate - 2150m

16 November 2024 - 13:09

Track Rating: Soft 7, Weather: Overcast, Rail Position: True



Section	Overall	2000m	1800m	1600m	1400m	1200m	1000m	800m	600m	400m	200m
Section Times	2:19.24 [4] (0:12.04)	2:07.20 [4] (0:11.78)	1:55.42 [4] (0:12.59)	1:42.83 [4] (0:13.22)	1:29.61 [5] (0:12.95)	1:16.66 [5] (0:13.05)	1:03.61 [6] (0:12.98)	0:50.63 [6] (0:12.35)	0:38.28 [6] (0:12.46)	0:25.82 [4] (0:12.72)	0:13.10 [4] (0:13.10)
Average Speed [km/h]	45.1	61.1	57.2	54.5	55.8	55.4	55.5	58.6	58.2	56.7	54.9
Top Speed [km/h]	60.9	61.8	60.6	56.2	57.1	56.1	57.3	59.5	59.9	58.0	56.3
Avg. Dist. to Rail [m]	4.5	0.5	0.3	0.6	0.6	1.0	0.9	0.9	1.3	1.4	5.1
Avg. Stride Freq. [Hz]	2.2	2.4	2.3	2.2	2.2	2.2	2.2	2.3	2.3	2.3	2.3
Avg. Stride Length [m]	5.5	7.2	7.0	6.8	7.0	6.9	6.9	7.1	7.0	6.8	6.6



- [] Ranking at each section and finish
- .-.- No data available at this section
- NA No data available



Horse/Jockey Name	Pride Of Savabella
Final Rank	5
Fastest Section Time (Section)	0:11.75 (2000m)
Top Speed [km/h] (Section)	63.1 (2000m)
Race State	Finished



Ipswich QLD Professional

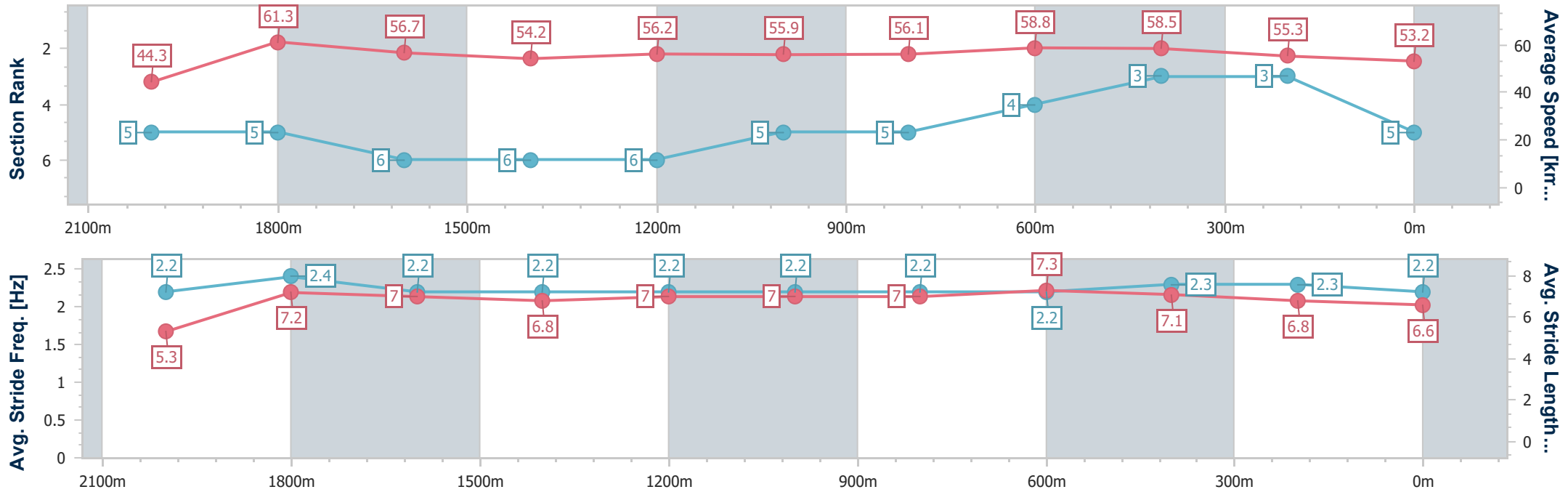
Race 1: GORDON'S GIN Maiden Plate - 2150m

16 November 2024 - 13:09



Track Rating: Soft 7, Weather: Overcast, Rail Position: True

Section	Overall	2000m	1800m	1600m	1400m	1200m	1000m	800m	600m	400m	200m
Section Times	2:19.38 [5] (0:12.23)	2:07.15 [5] (0:11.75)	1:55.40 [5] (0:12.67)	1:42.73 [6] (0:13.26)	1:29.47 [6] (0:12.82)	1:16.65 [6] (0:12.89)	1:03.76 [5] (0:12.78)	0:50.98 [5] (0:12.20)	0:38.78 [4] (0:12.25)	0:26.53 [3] (0:12.96)	0:13.57 [3] (0:13.57)
Average Speed [km/h]	44.3	61.3	56.7	54.2	56.2	55.9	56.1	58.8	58.5	55.3	53.2
Top Speed [km/h]	60.6	63.1	58.8	55.9	58.0	56.4	57.8	60.1	60.2	57.0	55.1
Avg. Dist. to Rail [m]	5.8	1.2	0.4	0.1	0.2	0.2	0.4	1.1	1.5	0.9	2.6
Avg. Stride Freq. [Hz]	2.2	2.4	2.2	2.2	2.2	2.2	2.2	2.2	2.3	2.3	2.2
Avg. Stride Length [m]	5.3	7.2	7.0	6.8	7.0	7.0	7.0	7.3	7.1	6.8	6.6



- [] Ranking at each section and finish
- .-.- No data available at this section
- NA No data available



Horse/Jockey Name	More You Think
Final Rank	6
Fastest Section Time (Section)	0:11.58 (2000m)
Top Speed [km/h] (Section)	63.2 (2000m)
Race State	Finished



Ipswich QLD Professional

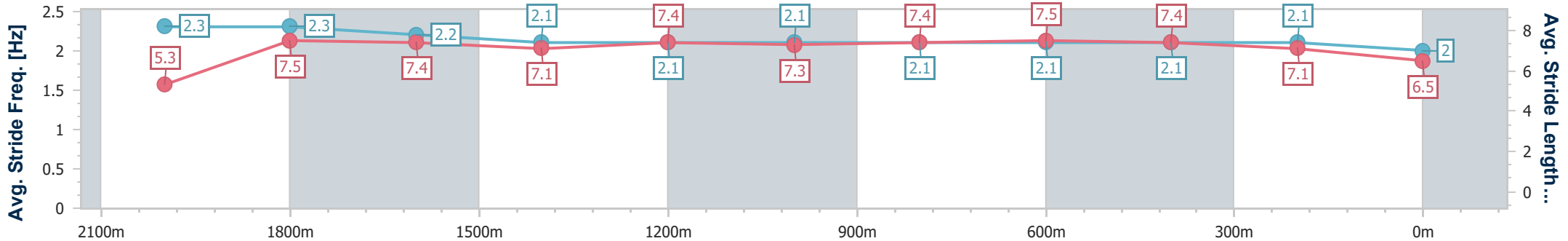
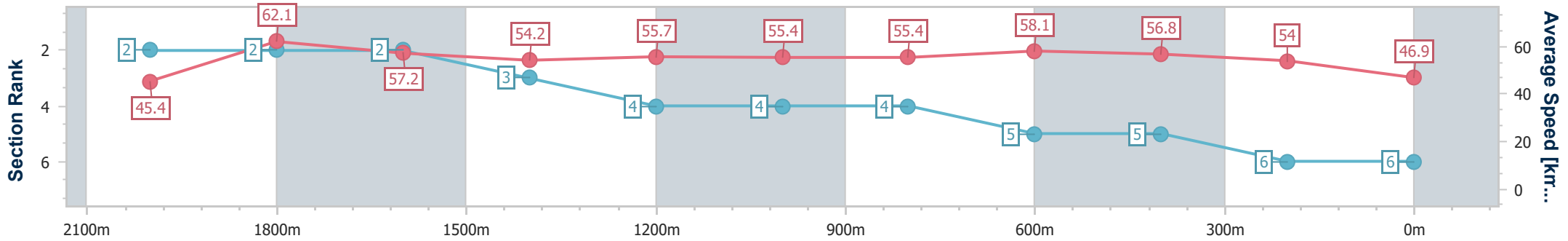
Race 1: GORDON'S GIN Maiden Plate - 2150m

16 November 2024 - 13:09

Track Rating: Soft 7, Weather: Overcast, Rail Position: True



Section	Overall	2000m	1800m	1600m	1400m	1200m	1000m	800m	600m	400m	200m
Section Times	2:22.07 [6] (0:11.93)	2:10.14 [2] (0:11.58)	1:58.56 [2] (0:12.60)	1:45.96 [2] (0:13.25)	1:32.71 [3] (0:12.99)	1:19.72 [4] (0:13.02)	1:06.70 [4] (0:13.02)	0:53.68 [4] (0:12.42)	0:41.26 [5] (0:12.64)	0:28.62 [5] (0:13.24)	0:15.38 [6] (0:15.38)
Average Speed [km/h]	45.4	62.1	57.2	54.2	55.7	55.4	55.4	58.1	56.8	54.0	46.9
Top Speed [km/h]	62.5	63.2	60.2	55.3	56.6	56.1	57.5	58.7	57.6	56.3	52.4
Avg. Dist. to Rail [m]	8.7	1.4	0.3	0.5	0.7	0.8	0.8	0.3	0.7	1.4	1.2
Avg. Stride Freq. [Hz]	2.3	2.3	2.2	2.1	2.1	2.1	2.1	2.1	2.1	2.1	2.0
Avg. Stride Length [m]	5.3	7.5	7.4	7.1	7.4	7.3	7.4	7.5	7.4	7.1	6.5



- [] Ranking at each section and finish
- .-.- No data available at this section
- NA No data available



Horse/Jockey Name	She'll Go Boom
Final Rank	7
Fastest Section Time (Section)	0:11.75 (2000m)
Top Speed [km/h] (Section)	62.2 (2000m)
Race State	Finished



Ipswich QLD Professional

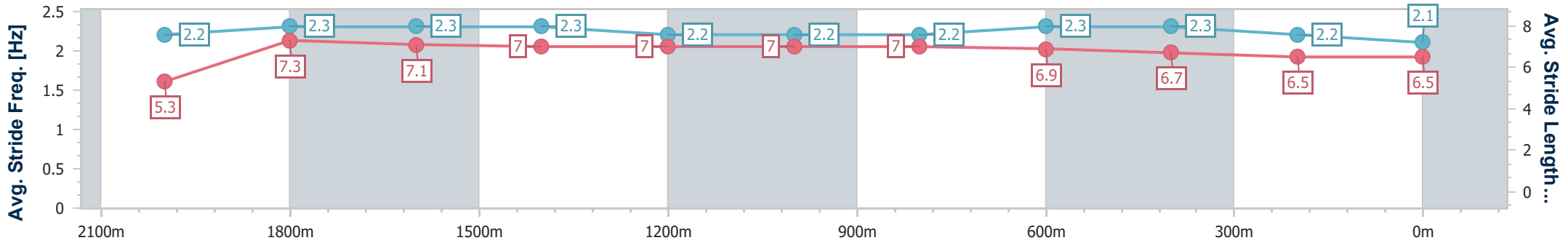
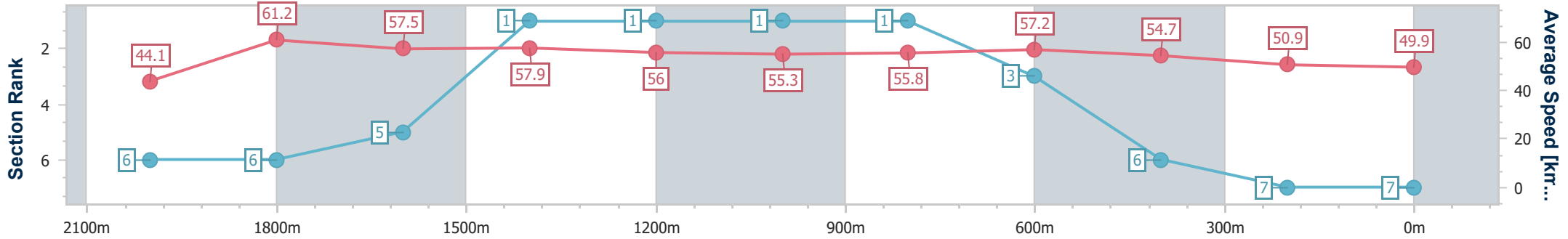
Race 1: GORDON'S GIN Maiden Plate - 2150m

16 November 2024 - 13:09

Track Rating: Soft 7, Weather: Overcast, Rail Position: True



Section	Overall	2000m	1800m	1600m	1400m	1200m	1000m	800m	600m	400m	200m
Section Times	2:22.22 [7] (0:12.28)	2:09.94 [6] (0:11.75)	1:58.19 [6] (0:12.59)	1:45.60 [5] (0:12.47)	1:33.13 [1] (0:12.83)	1:20.30 [1] (0:13.03)	1:07.27 [1] (0:12.88)	0:54.39 [1] (0:12.60)	0:41.79 [3] (0:13.17)	0:28.62 [6] (0:14.15)	0:14.47 [7] (0:14.47)
Average Speed [km/h]	44.1	61.2	57.5	57.9	56.0	55.3	55.8	57.2	54.7	50.9	49.9
Top Speed [km/h]	60.7	62.2	59.8	59.8	58.8	56.3	56.6	57.9	56.7	53.0	50.1
Avg. Dist. to Rail [m]	6.8	2.2	0.9	1.9	0.4	0.3	0.2	0.2	0.4	0.9	2.2
Avg. Stride Freq. [Hz]	2.2	2.3	2.3	2.3	2.2	2.2	2.2	2.3	2.3	2.2	2.1
Avg. Stride Length [m]	5.3	7.3	7.1	7.0	7.0	7.0	7.0	6.9	6.7	6.5	6.5



- [] Ranking at each section and finish
- .-.- No data available at this section
- NA No data available

Track Rating: Soft 7, Weather: Overcast, Rail Position: True

Section										Last 600m		
Field Times		Overall	600m	400m	200m						0:34.60	
		0:48.24 (0:13.64)	0:34.60 (0:10.71)	0:23.89 (0:11.52)	0:12.37 (0:12.37)							
Rank	TAB	Horse/Jockey	Barrier	Top Speed [km/h]	Fastest Section					Margin	Distance Travelled [m]	
1	2	BETTER BE READY Jace McMurray	6	69.5 600m	0:10.67 600m	0:48.24 [1] (0:13.68)	0:34.56 [2] (0:10.67)	0:23.89 [1] (0:11.52)	0:12.37 [1] (0:12.37)	0:48.24	0:34.56	
2	4	LADY MAGNET Jason Taylor	5	68.0 600m	0:10.84 600m	0:48.30 [2] (0:13.94)	0:34.36 [6] (0:10.84)	0:23.52 [6] (0:11.51)	0:12.01 [4] (0:12.01)	0.31L	0:34.36	-1
3	9	ENUFF PILLS Micheal Hellyer	7	70.2 Overall	0:10.72 600m	0:48.39 [3] (0:13.64)	0:34.75 [1] (0:10.72)	0:24.03 [2] (0:11.55)	0:12.48 [2] (0:12.48)	0.89L	0:34.75	+0
4	7	MEANIE Dale Smith	3	68.7 600m	0:10.79 600m	0:48.78 [4] (0:13.75)	0:35.03 [5] (0:10.79)	0:24.24 [4] (0:11.82)	0:12.42 [5] (0:12.42)	3.18L	0:35.03	-1
5	1	SECOND WIND Dan McGillivray	1	66.1 600m	0:11.04 600m	0:49.17 [5] (0:14.65)	0:34.52 [7] (0:11.04)	0:23.48 [7] (0:11.36)	0:12.12 [7] (0:12.12)	5.44L	0:34.52	-2
6	3	HORSBURGH Kirk Matheson	2	69.2 600m	0:10.77 600m	0:49.19 [6] (0:13.71)	0:35.48 [3] (0:10.77)	0:24.71 [3] (0:11.72)	0:12.99 [3] (0:12.99)	5.6L	0:35.48	-3
7	6	GOOSE STEP Rob Thorburn	4	68.8 600m	0:10.88 600m	0:49.64 [7] (0:13.74)	0:35.90 [4] (0:10.88)	0:25.02 [5] (0:12.06)	0:12.96 [6] (0:12.96)	8.19L	0:35.90	+1

Scratched: Hot Torque Invegas (#8), Watertight (#5)



Horse/Jockey Name	Better Be Ready
Final Rank	1
Fastest Section Time (Section)	0:10.67 (600m)
Top Speed [km/h] (Section)	69.5 (600m)
Race State	Finished



Ipswich QLD Professional

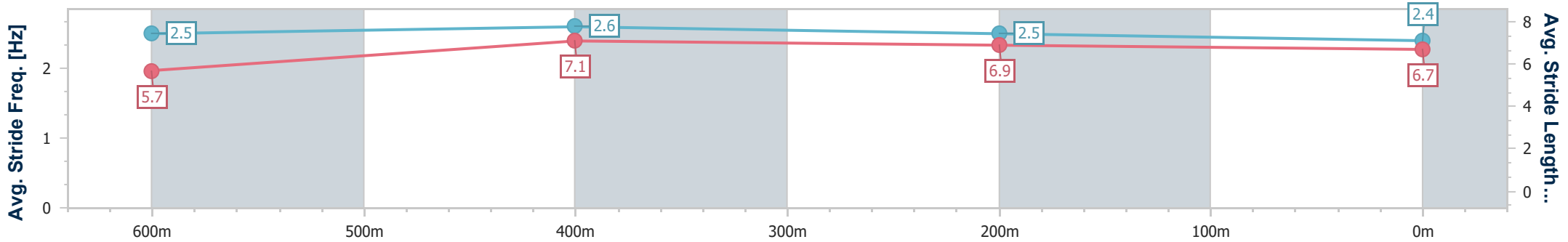
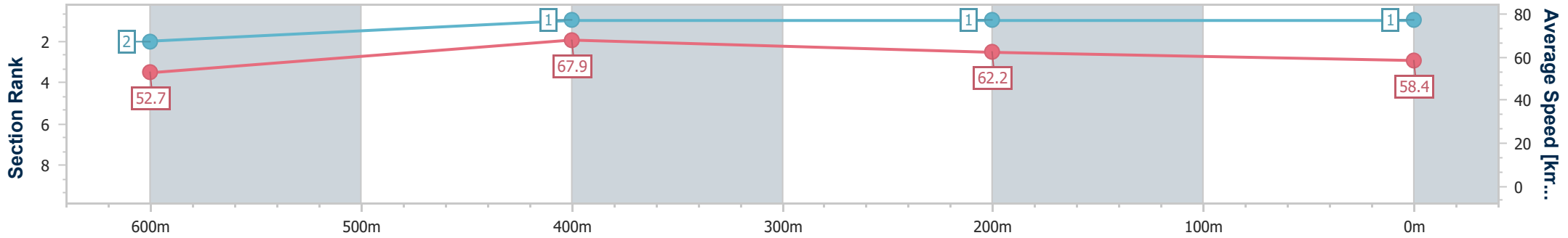
Race 2: REE'S 60TH Maiden Handicap - 800m

16 November 2024 - 13:45

Track Rating: Soft 7, Weather: Overcast, Rail Position: True



Section	Overall	600m	400m	200m
Section Times	0:48.24 [1] (0:13.68)	0:34.56 [2] (0:10.67)	0:23.89 [1] (0:11.52)	0:12.37 [1] (0:12.37)
Average Speed [km/h]	52.7	67.9	62.2	58.4
Top Speed [km/h]	69.5	69.5	65.3	62.2
Avg. Dist. to Rail [m]	8.2	2.5	0.6	0.7
Avg. Stride Freq. [Hz]	2.5	2.6	2.5	2.4
Avg. Stride Length [m]	5.7	7.1	6.9	6.7



- [] Ranking at each section and finish
- .-.- No data available at this section
- NA No data available



Horse/Jockey Name	Lady Magnet
Final Rank	2
Fastest Section Time (Section)	0:10.84 (600m)
Top Speed [km/h] (Section)	68.0 (600m)
Race State	Finished



Ipswich QLD Professional

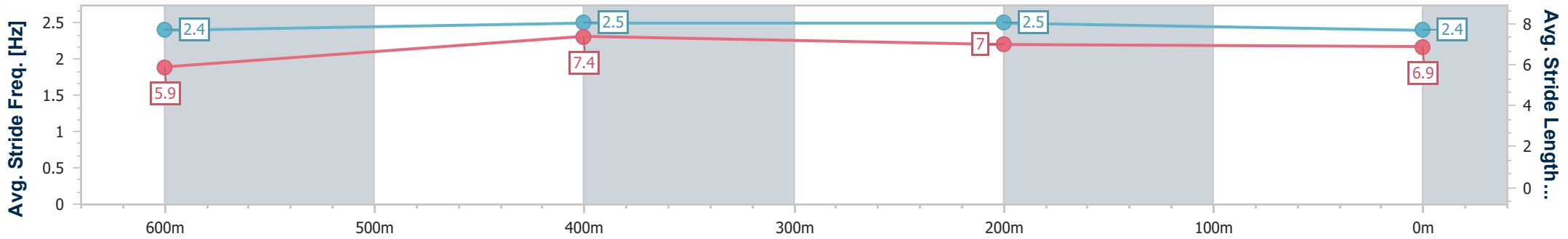
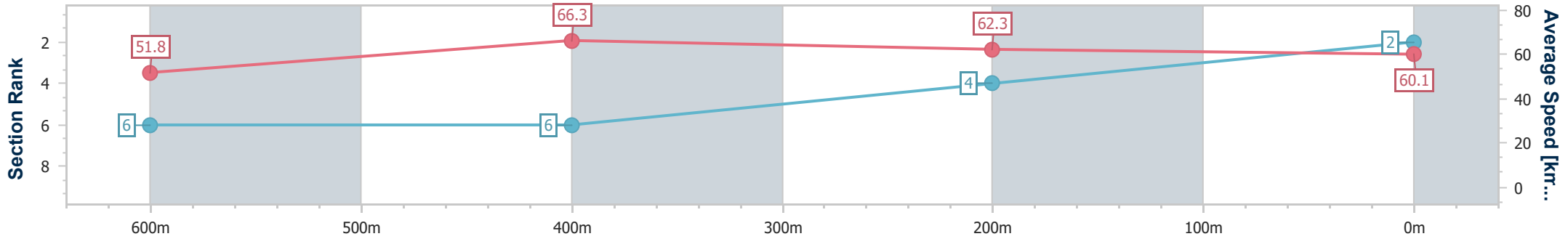
Race 2: REE'S 60TH Maiden Handicap - 800m

16 November 2024 - 13:45

Track Rating: Soft 7, Weather: Overcast, Rail Position: True



Section	Overall	600m	400m	200m
Section Times	0:48.30 [2] (0:13.94)	0:34.36 [6] (0:10.84)	0:23.52 [6] (0:11.51)	0:12.01 [4] (0:12.01)
Average Speed [km/h]	51.8	66.3	62.3	60.1
Top Speed [km/h]	67.3	68.0	64.6	62.7
Avg. Dist. to Rail [m]	7.2	2.5	1.8	4.0
Avg. Stride Freq. [Hz]	2.4	2.5	2.5	2.4
Avg. Stride Length [m]	5.9	7.4	7.0	6.9



- [] Ranking at each section and finish
- .-.- No data available at this section
- NA No data available



Horse/Jockey Name	Enuff Pills
Final Rank	3
Fastest Section Time (Section)	0:10.72 (600m)
Top Speed [km/h] (Section)	70.2 (Overall)
Race State	Finished



Ipswich QLD Professional

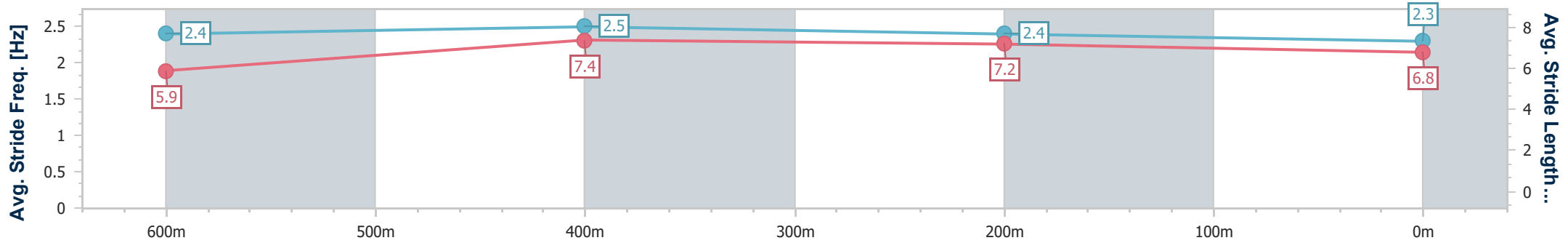
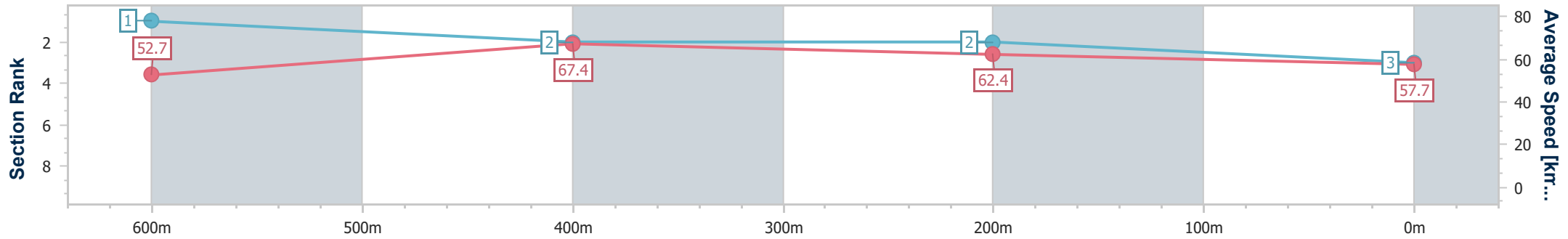
Race 2: REE'S 60TH Maiden Handicap - 800m

16 November 2024 - 13:45



Track Rating: Soft 7, Weather: Overcast, Rail Position: True

Section	Overall	600m	400m	200m
Section Times	0:48.39 [3] (0:13.64)	0:34.75 [1] (0:10.72)	0:24.03 [2] (0:11.55)	0:12.48 [2] (0:12.48)
Average Speed [km/h]	52.7	67.4	62.4	57.7
Top Speed [km/h]	70.2	69.6	64.9	60.8
Avg. Dist. to Rail [m]	8.9	2.9	0.4	2.2
Avg. Stride Freq. [Hz]	2.4	2.5	2.4	2.3
Avg. Stride Length [m]	5.9	7.4	7.2	6.8



- [] Ranking at each section and finish
- .-.- No data available at this section
- NA No data available



Horse/Jockey Name	Meanie
Final Rank	4
Fastest Section Time (Section)	0:10.79 (600m)
Top Speed [km/h] (Section)	68.7 (600m)
Race State	Finished



Ipswich QLD Professional

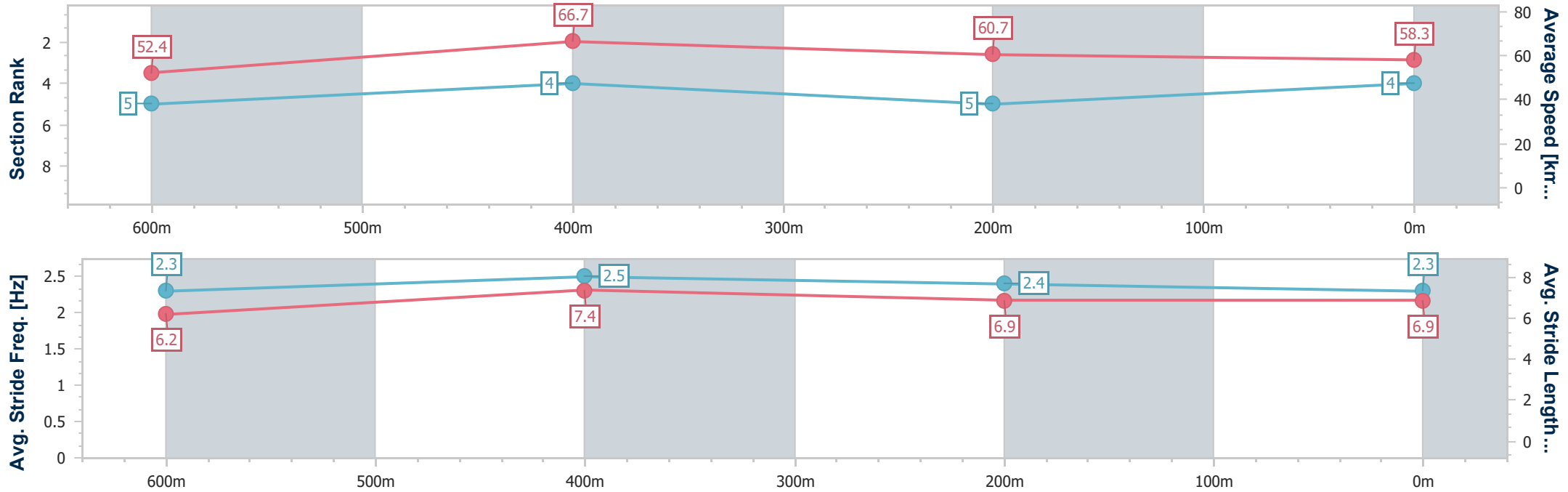
Race 2: REE'S 60TH Maiden Handicap - 800m

16 November 2024 - 13:45



Track Rating: Soft 7, Weather: Overcast, Rail Position: True

Section	Overall	600m	400m	200m
Section Times	0:48.78 [4] (0:13.75)	0:35.03 [5] (0:10.79)	0:24.24 [4] (0:11.82)	0:12.42 [5] (0:12.42)
Average Speed [km/h]	52.4	66.7	60.7	58.3
Top Speed [km/h]	68.5	68.7	63.9	60.2
Avg. Dist. to Rail [m]	5.1	1.9	0.6	1.4
Avg. Stride Freq. [Hz]	2.3	2.5	2.4	2.3
Avg. Stride Length [m]	6.2	7.4	6.9	6.9



- [] Ranking at each section and finish
- .-.- No data available at this section
- NA No data available



Horse/Jockey Name	Second Wind
Final Rank	5
Fastest Section Time (Section)	0:11.04 (600m)
Top Speed [km/h] (Section)	66.1 (600m)
Race State	Finished



Ipswich QLD Professional

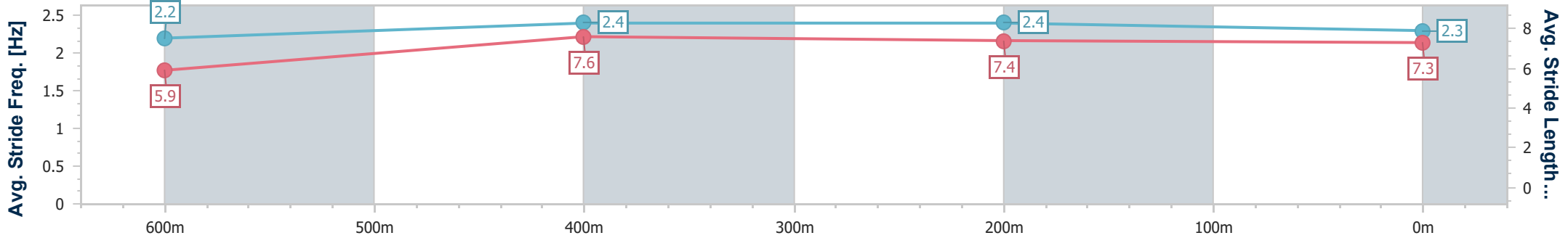
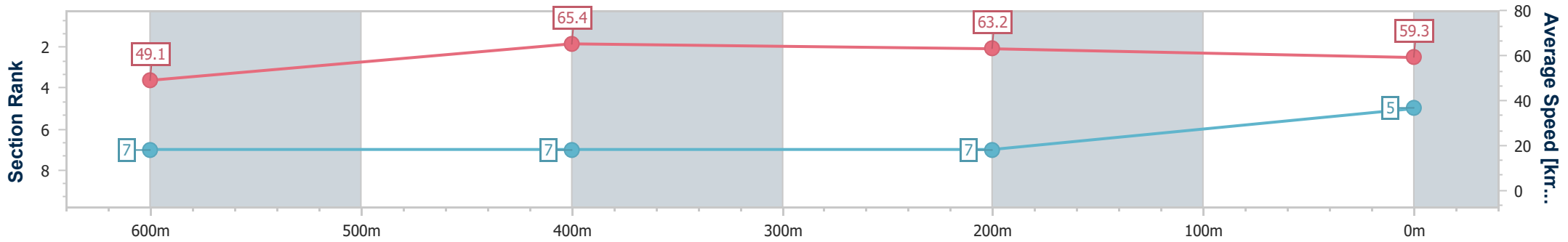
Race 2: REE'S 60TH Maiden Handicap - 800m

16 November 2024 - 13:45



Track Rating: Soft 7, Weather: Overcast, Rail Position: True

Section	Overall	600m	400m	200m
Section Times	0:49.17 [5] (0:14.65)	0:34.52 [7] (0:11.04)	0:23.48 [7] (0:11.36)	0:12.12 [7] (0:12.12)
Average Speed [km/h]	49.1	65.4	63.2	59.3
Top Speed [km/h]	65.8	66.1	64.9	61.5
Avg. Dist. to Rail [m]	4.5	2.0	0.4	2.0
Avg. Stride Freq. [Hz]	2.2	2.4	2.4	2.3
Avg. Stride Length [m]	5.9	7.6	7.4	7.3



- [] Ranking at each section and finish
- .-.- No data available at this section
- NA No data available



Horse/Jockey Name	Horsburgh
Final Rank	6
Fastest Section Time (Section)	0:10.77 (600m)
Top Speed [km/h] (Section)	69.2 (600m)
Race State	Finished



Ipswich QLD Professional

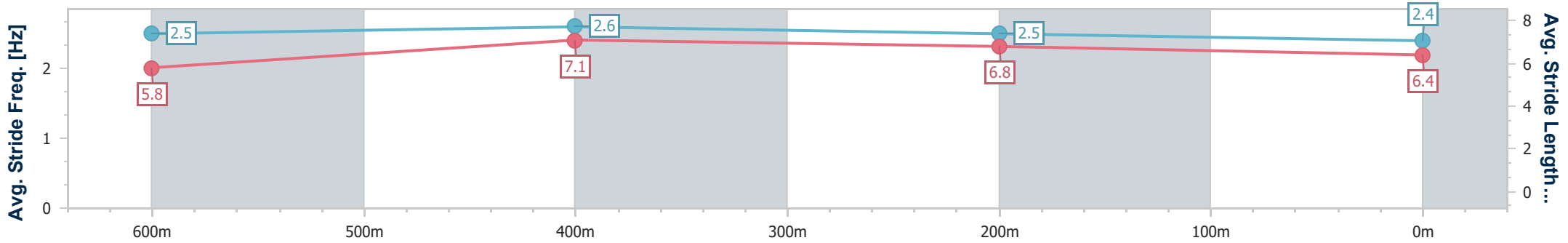
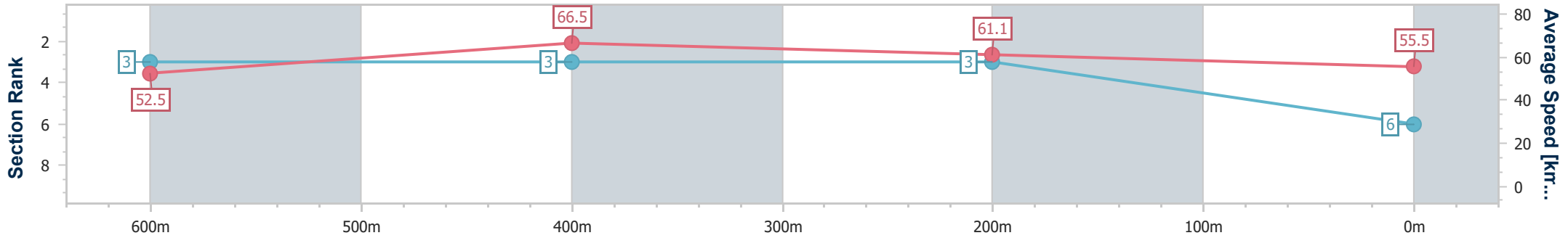
Race 2: REE'S 60TH Maiden Handicap - 800m

16 November 2024 - 13:45



Track Rating: Soft 7, Weather: Overcast, Rail Position: True

Section	Overall	600m	400m	200m
Section Times	0:49.19 [6] (0:13.71)	0:35.48 [3] (0:10.77)	0:24.71 [3] (0:11.72)	0:12.99 [3] (0:12.99)
Average Speed [km/h]	52.5	66.5	61.1	55.5
Top Speed [km/h]	68.7	69.2	64.8	58.5
Avg. Dist. to Rail [m]	4.8	1.9	1.3	1.4
Avg. Stride Freq. [Hz]	2.5	2.6	2.5	2.4
Avg. Stride Length [m]	5.8	7.1	6.8	6.4



- [] Ranking at each section and finish
- .-.- No data available at this section
- NA No data available



Horse/Jockey Name	Goose Step
Final Rank	7
Fastest Section Time (Section)	0:10.88 (600m)
Top Speed [km/h] (Section)	68.8 (600m)
Race State	Finished



Ipswich QLD Professional

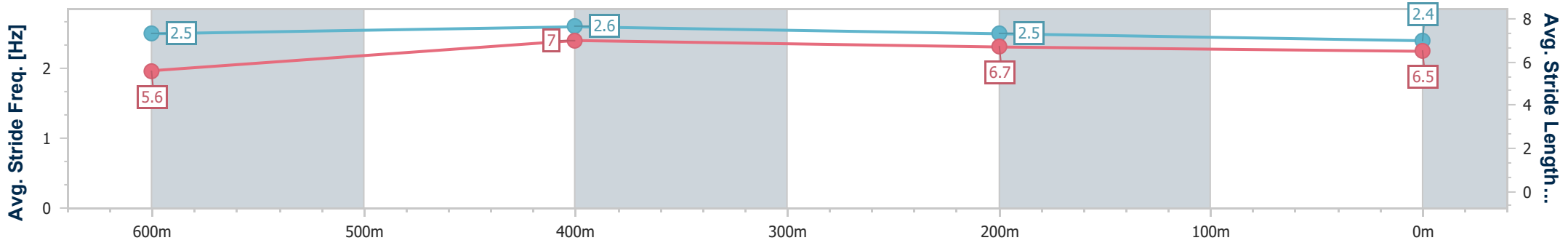
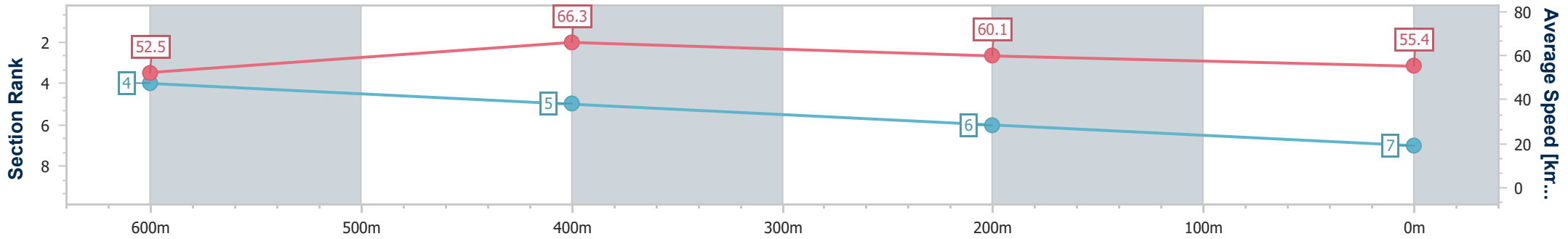
Race 2: REE'S 60TH Maiden Handicap - 800m

16 November 2024 - 13:45

Track Rating: Soft 7, Weather: Overcast, Rail Position: True



Section	Overall	600m	400m	200m
Section Times	0:49.64 [7] (0:13.74)	0:35.90 [4] (0:10.88)	0:25.02 [5] (0:12.06)	0:12.96 [6] (0:12.96)
Average Speed [km/h]	52.5	66.3	60.1	55.4
Top Speed [km/h]	68.8	68.8	62.6	57.6
Avg. Dist. to Rail [m]	6.5	2.0	2.9	4.3
Avg. Stride Freq. [Hz]	2.5	2.6	2.5	2.4
Avg. Stride Length [m]	5.6	7.0	6.7	6.5



- [] Ranking at each section and finish
- .-.- No data available at this section
- NA No data available

Track Rating: Heavy 8, Weather: Overcast, Rail Position: True

Section		Overall	600m	400m	200m	Last 600m					
Field Times		0:48.04 (0:13.67)	0:34.37 (0:10.77)	0:23.60 (0:11.30)	0:12.30 (0:12.30)	0:34.37					
Rank	TAB Horse/Jockey	Barrier	Top Speed [km/h]	Fastest Section	Margin			Distance Travelled [m]			
1	10 ALBION SQUARE Madeleine Wishart	4	68.2 600m	0:10.82 600m	0:48.04 [1] (0:13.75)	0:34.29 [2] (0:10.82)	0:23.47 [3] (0:11.39)	0:12.08 [3] (0:12.08)	0:48.04	0:34.29	
2	4 UPSTART LEGEND Dylan Bennett	2	68.1 600m	0:10.86 600m	0:48.05 [2] (0:13.93)	0:34.12 [4] (0:10.86)	0:23.26 [4] (0:11.34)	0:11.92 [4] (0:11.92)	0.11L	0:34.12	-3
3	2 DUSAN Jace McMurray	1	69.1 600m	0:10.69 600m	0:48.09 [3] (0:13.75)	0:34.34 [3] (0:10.69)	0:23.65 [1] (0:11.30)	0:12.35 [1] (0:12.35)	0.32L	0:34.34	-7
4	8 RUSSIAN PINS Rob Thorburn	3	68.8 600m	0:10.79 600m	0:48.17 [4] (0:13.67)	0:34.50 [1] (0:10.79)	0:23.71 [2] (0:11.37)	0:12.34 [2] (0:12.34)	0.82L	0:34.50	-4
5	9 SONIC ARROW Amy Graham	6	68.4 600m	0:10.95 600m	0:48.23 [5] (0:14.03)	0:34.20 [6] (0:10.95)	0:23.25 [5] (0:11.26)	0:11.99 [5] (0:11.99)	1.15L	0:34.20	+1
6	7 BEAU'S GIRL Sariah Champkin	5	67.1 600m	0:10.99 600m	0:48.64 [6] (0:14.00)	0:34.64 [5] (0:10.99)	0:23.65 [6] (0:11.74)	0:11.91 [6] (0:11.91)	3.57L	0:34.64	-1

Scratched: Gypsy Tricks (#3), Purosangue (#5), Worthy Essgee (#6), My Name Is (#1)



Horse/Jockey Name	Albion Square
Final Rank	1
Fastest Section Time (Section)	0:10.82 (600m)
Top Speed [km/h] (Section)	68.2 (600m)
Race State	Finished



Ipswich QLD Professional

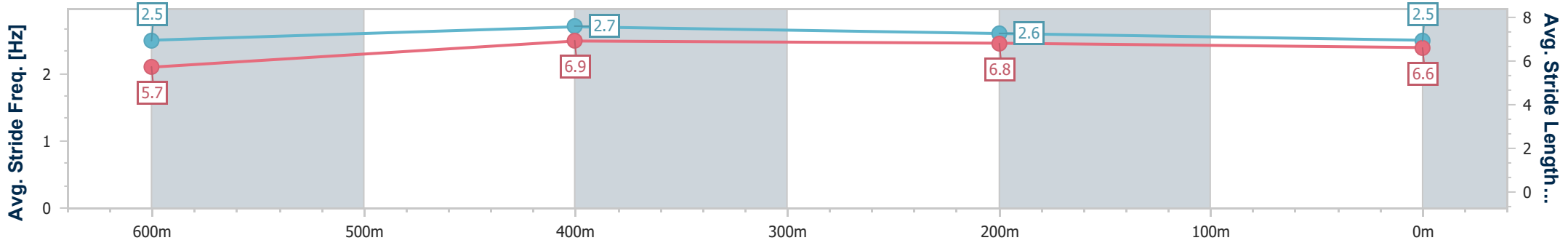
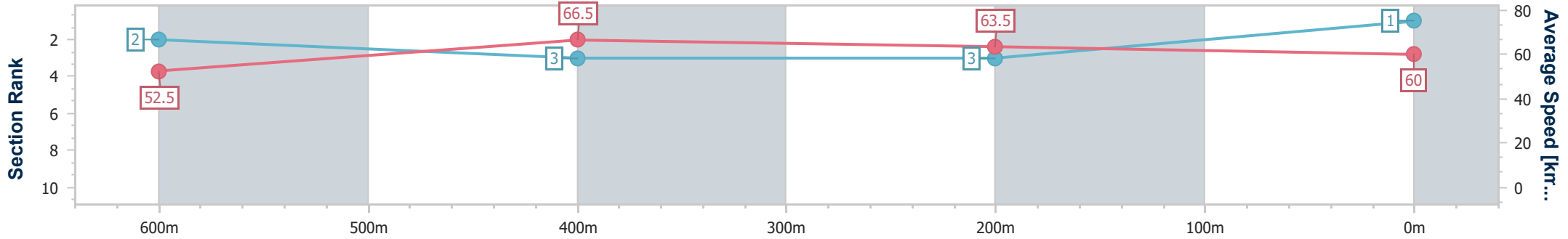
Race 3: MJD & TI TREE Class 3 Handicap - 800m

16 November 2024 - 14:20



Track Rating: Heavy 8, Weather: Overcast, Rail Position: True

Section	Overall	600m	400m	200m
Section Times	0:48.04 [1] (0:13.75)	0:34.29 [2] (0:10.82)	0:23.47 [3] (0:11.39)	0:12.08 [3] (0:12.08)
Average Speed [km/h]	52.5	66.5	63.5	60.0
Top Speed [km/h]	67.6	68.2	65.5	61.7
Avg. Dist. to Rail [m]	7.6	2.6	1.7	2.9
Avg. Stride Freq. [Hz]	2.5	2.7	2.6	2.5
Avg. Stride Length [m]	5.7	6.9	6.8	6.6



- [] Ranking at each section and finish
- .-.- No data available at this section
- NA No data available



Horse/Jockey Name	Upstart Legend
Final Rank	2
Fastest Section Time (Section)	0:10.86 (600m)
Top Speed [km/h] (Section)	68.1 (600m)
Race State	Finished



Ipswich QLD Professional

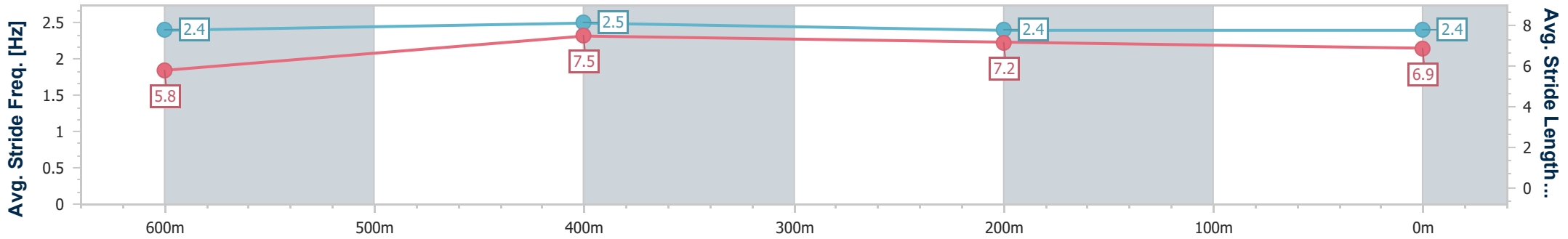
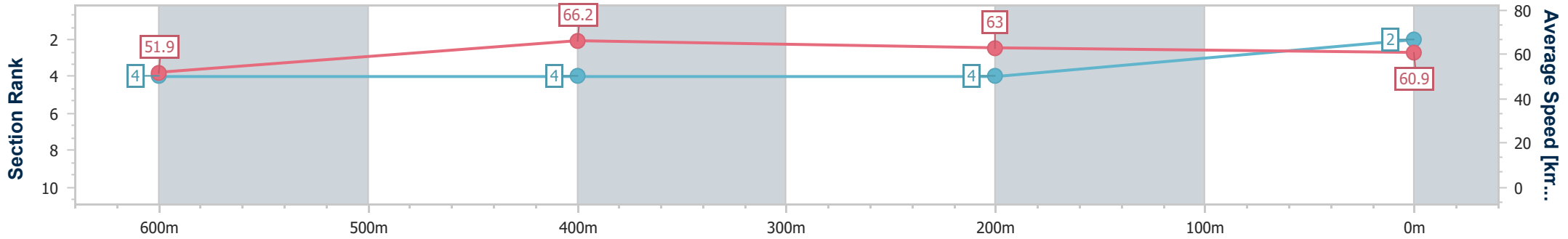
Race 3: MJD & TI TREE Class 3 Handicap - 800m

16 November 2024 - 14:20



Track Rating: Heavy 8, Weather: Overcast, Rail Position: True

Section	Overall	600m	400m	200m
Section Times	0:48.05 [2] (0:13.93)	0:34.12 [4] (0:10.86)	0:23.26 [4] (0:11.34)	0:11.92 [4] (0:11.92)
Average Speed [km/h]	51.9	66.2	63.0	60.9
Top Speed [km/h]	66.6	68.1	63.8	63.1
Avg. Dist. to Rail [m]	6.2	2.2	0.8	1.3
Avg. Stride Freq. [Hz]	2.4	2.5	2.4	2.4
Avg. Stride Length [m]	5.8	7.5	7.2	6.9



- [] Ranking at each section and finish
- .-.- No data available at this section
- NA No data available



Horse/Jockey Name	Dusan
Final Rank	3
Fastest Section Time (Section)	0:10.69 (600m)
Top Speed [km/h] (Section)	69.1 (600m)
Race State	Finished



Ipswich QLD Professional

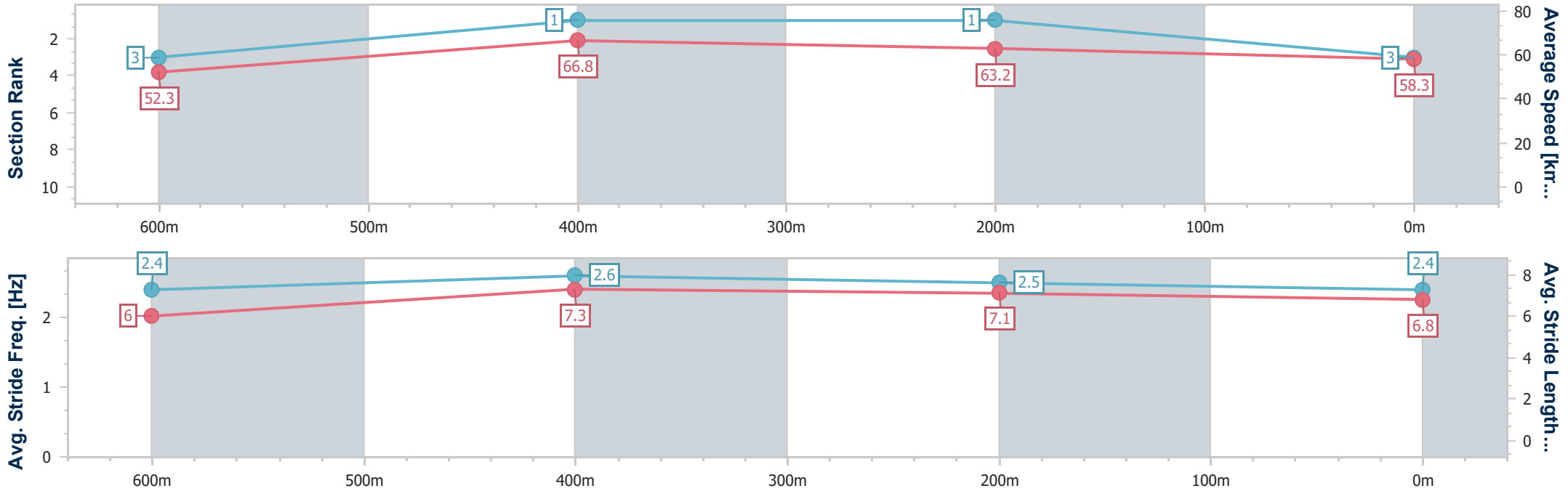
Race 3: MJD & TI TREE Class 3 Handicap - 800m

16 November 2024 - 14:20



Track Rating: Heavy 8, Weather: Overcast, Rail Position: True

Section	Overall	600m	400m	200m
Section Times	0:48.09 [3] (0:13.75)	0:34.34 [3] (0:10.69)	0:23.65 [1] (0:11.30)	0:12.35 [1] (0:12.35)
Average Speed [km/h]	52.3	66.8	63.2	58.3
Top Speed [km/h]	68.8	69.1	65.0	61.3
Avg. Dist. to Rail [m]	4.3	2.1	1.7	0.7
Avg. Stride Freq. [Hz]	2.4	2.6	2.5	2.4
Avg. Stride Length [m]	6.0	7.3	7.1	6.8



- [] Ranking at each section and finish
- .-.- No data available at this section
- NA No data available



Horse/Jockey Name	Russian Pins
Final Rank	4
Fastest Section Time (Section)	0:10.79 (600m)
Top Speed [km/h] (Section)	68.8 (600m)
Race State	Finished



Ipswich QLD Professional

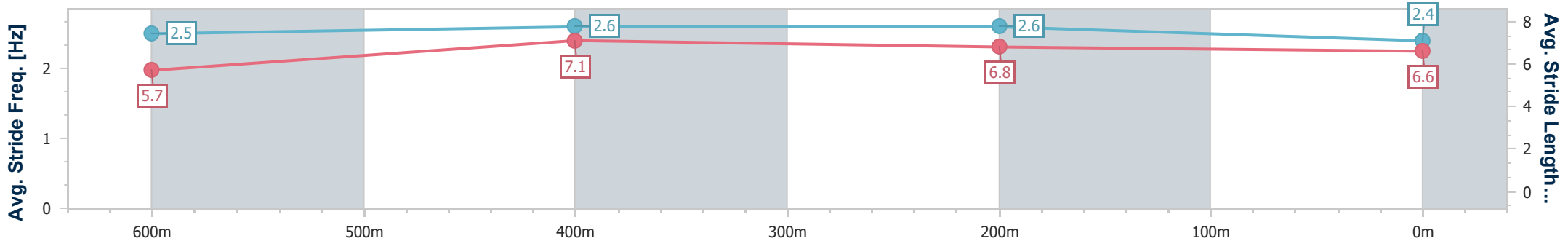
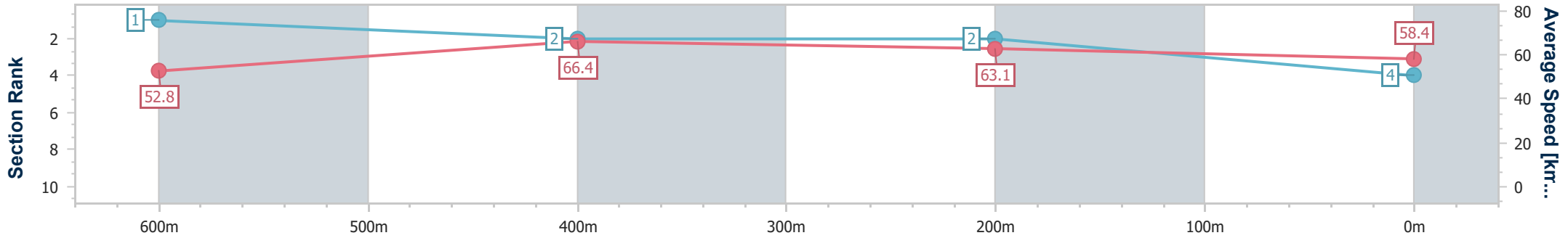
Race 3: MJD & TI TREE Class 3 Handicap - 800m

16 November 2024 - 14:20



Track Rating: Heavy 8, Weather: Overcast, Rail Position: True

Section	Overall	600m	400m	200m
Section Times	0:48.17 [4] (0:13.67)	0:34.50 [1] (0:10.79)	0:23.71 [2] (0:11.37)	0:12.34 [2] (0:12.34)
Average Speed [km/h]	52.8	66.4	63.1	58.4
Top Speed [km/h]	68.8	68.8	65.8	62.1
Avg. Dist. to Rail [m]	6.0	2.0	1.2	1.0
Avg. Stride Freq. [Hz]	2.5	2.6	2.6	2.4
Avg. Stride Length [m]	5.7	7.1	6.8	6.6



- [] Ranking at each section and finish
- .-.- No data available at this section
- NA No data available



Horse/Jockey Name	Sonic Arrow
Final Rank	5
Fastest Section Time (Section)	0:10.95 (600m)
Top Speed [km/h] (Section)	68.4 (600m)
Race State	Finished



Ipswich QLD Professional

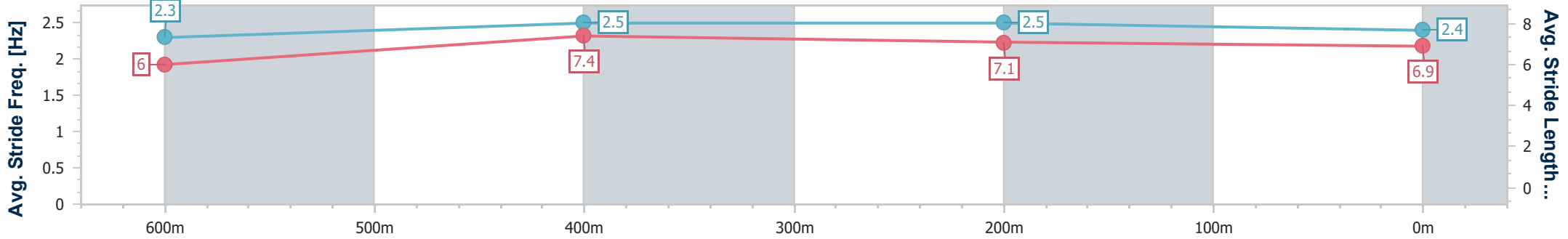
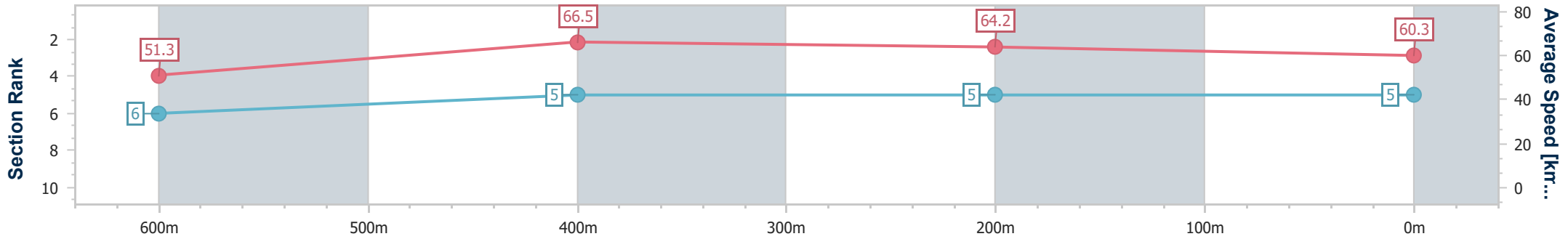
Race 3: MJD & TI TREE Class 3 Handicap - 800m

16 November 2024 - 14:20



Track Rating: Heavy 8, Weather: Overcast, Rail Position: True

Section	Overall	600m	400m	200m
Section Times	0:48.23 [5] (0:14.03)	0:34.20 [6] (0:10.95)	0:23.25 [5] (0:11.26)	0:11.99 [5] (0:11.99)
Average Speed [km/h]	51.3	66.5	64.2	60.3
Top Speed [km/h]	68.4	68.4	65.6	62.5
Avg. Dist. to Rail [m]	10.8	4.5	2.0	2.8
Avg. Stride Freq. [Hz]	2.3	2.5	2.5	2.4
Avg. Stride Length [m]	6.0	7.4	7.1	6.9



- [] Ranking at each section and finish
- .-.- No data available at this section
- NA No data available



Horse/Jockey Name	Beau's Girl
Final Rank	6
Fastest Section Time (Section)	0:10.99 (600m)
Top Speed [km/h] (Section)	67.1 (600m)
Race State	Finished



Ipswich QLD Professional

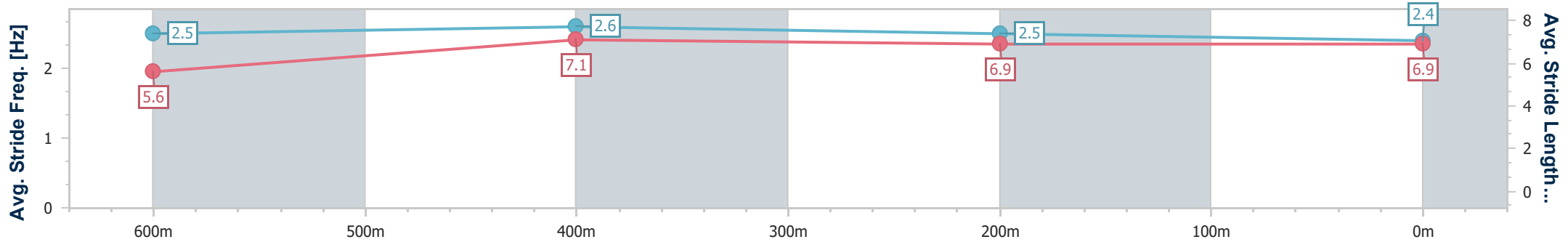
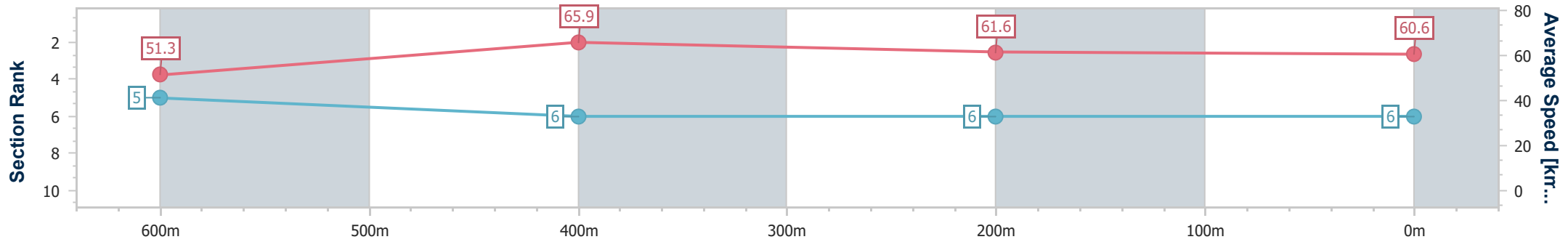
Race 3: MJD & TI TREE Class 3 Handicap - 800m

16 November 2024 - 14:20



Track Rating: Heavy 8, Weather: Overcast, Rail Position: True

Section	Overall	600m	400m	200m
Section Times	0:48.64 [6] (0:14.00)	0:34.64 [5] (0:10.99)	0:23.65 [6] (0:11.74)	0:11.91 [6] (0:11.91)
Average Speed [km/h]	51.3	65.9	61.6	60.6
Top Speed [km/h]	66.8	67.1	63.5	61.8
Avg. Dist. to Rail [m]	8.9	3.4	2.2	4.9
Avg. Stride Freq. [Hz]	2.5	2.6	2.5	2.4
Avg. Stride Length [m]	5.6	7.1	6.9	6.9



- [] Ranking at each section and finish
- .-.- No data available at this section
- NA No data available



Ipswich QLD Professional

Race 4: BEC FEED SOLUTIONS CLASSIC Class 4 Handicap - 1666m

16 November 2024 - 15:16



Track Rating: Soft 7, Weather: Overcast, Rail Position: True

Section		Overall	1400m	1200m	1000m	800m	600m	400m	Last 600m					
Field Times		1:45.56 (0:16.45)	1:29.11 (0:12.59)	1:16.52 (0:13.30)	1:03.22 (0:13.40)	0:49.82 (0:12.34)	0:37.48 (0:12.08)	0:25.40 (0:12.21)	0:37.48					
Rank	TAB	Horse/Jockey	Barrier	Top Speed [km/h]	Fastest Section								Distance Travelled [m]	
1	4	MILLWARD Jace McMurray	9	61.2 Overall	0:12.08 600m	1:45.56 [1] (0:16.45)	1:29.11 [1] (0:12.59)	1:16.52 [1] (0:13.30)	1:03.22 [1] (0:13.40)	0:49.82 [1] (0:12.34)	0:37.48 [1] (0:12.08)	0:25.40 [1] (0:12.21)	0:37.48	
2	7	TWISTED MISTRESS Jason Taylor	3	61.1 800m	0:12.11 200m	1:45.56 [2] (0:17.10)	1:28.46 [6] (0:12.72)	1:15.74 [7] (0:13.26)	1:02.48 [7] (0:13.33)	0:49.15 [7] (0:12.28)	0:36.87 [5] (0:12.29)	0:24.58 [5] (0:12.47)	0:36.87	-1
3	1	AICHI ICON Micheal Hellyer	7	60.6 Overall	0:12.25 600m	1:45.73 [3] (0:16.57)	1:29.16 [2] (0:12.60)	1:16.56 [2] (0:13.28)	1:03.28 [2] (0:13.32)	0:49.96 [2] (0:12.32)	0:37.64 [2] (0:12.25)	0:25.39 [2] (0:12.50)	0:37.64	+3
4	10	ZEPHYRZ ZOOM Madeleine Wishart	6	60.4 800m	0:12.19 600m	1:45.81 [4] (0:16.78)	1:29.03 [4] (0:12.64)	1:16.39 [4] (0:13.26)	1:03.13 [3] (0:13.40)	0:49.73 [3] (0:12.33)	0:37.40 [3] (0:12.19)	0:25.21 [3] (0:12.39)	0:37.40	-1
5	5	CHAYSE 'N' ADAM Yvette Lewis	2	61.9 800m	0:12.28 600m	1:46.06 [5] (0:17.28)	1:28.78 [8] (0:12.57)	1:16.21 [8] (0:13.41)	1:02.80 [8] (0:13.41)	0:49.39 [8] (0:12.34)	0:37.05 [8] (0:12.28)	0:24.77 [8] (0:12.32)	0:37.05	+6
6	2	ADELAD Kirk Matheson	8	62.0 Overall	0:12.30 600m	1:46.16 [6] (0:16.75)	1:29.41 [3] (0:12.65)	1:16.76 [3] (0:13.32)	1:03.44 [4] (0:13.39)	0:50.05 [4] (0:12.35)	0:37.70 [4] (0:12.30)	0:25.40 [4] (0:12.65)	0:37.70	+4
7	3	CAPITAN DE SEDA Dylan Bennett	1	61.0 600m	0:12.09 600m	1:46.25 [7] (0:17.76)	1:28.49 [9] (0:12.44)	1:16.05 [9] (0:13.33)	1:02.72 [9] (0:13.42)	0:49.30 [9] (0:12.50)	0:36.80 [9] (0:12.09)	0:24.71 [9] (0:12.47)	0:36.80	+7
8	8	NEW WORLD TAPESTRY Sean Cormack	4	60.8 Overall	0:12.35 800m	1:46.38 [8] (0:16.89)	1:29.49 [5] (0:12.80)	1:16.69 [5] (0:13.26)	1:03.43 [5] (0:13.40)	0:50.03 [5] (0:12.35)	0:37.68 [6] (0:12.51)	0:25.17 [7] (0:12.54)	0:37.68	+2
9	11	WORLD ATLAS Luke Miller	5	61.1 800m	0:12.30 600m	1:46.60 [9] (0:17.25)	1:29.35 [7] (0:12.55)	1:16.80 [6] (0:13.16)	1:03.64 [6] (0:13.41)	0:50.23 [6] (0:12.34)	0:37.89 [7] (0:12.30)	0:25.59 [6] (0:12.72)	0:37.89	+8

Scratched: Draft Day (#6), Chance With Wolves (#9)

[] Ranking at each section and finish
 -:-:- No data available at this section
 NA No data available

SCN Saddle cloth number
 DNF Did not finish
 DNT Did not track



Ipswich QLD Professional
Race 4: BEC FEED SOLUTIONS CLASSIC Class 4 Handicap - 1666m
 16 November 2024 - 15:16



Track Rating: Soft 7, Weather: Overcast, Rail Position: True

Section				200m				Last 600m	
Field Times				0:13.19 (0:13.19)				0:37.48	
Rank	TAB	Horse/Jockey	Barrier	Top Speed [km/h]	Fastest Section	Margin			Distance Travelled [m]
1	4	MILLWARD Jace McMurray	9	61.2 Overall	0:12.08 600m	0:13.19 [1] (0:13.19)	1:45.56		0:37.48
2	7	TWISTED MISTRESS Jason Taylor	3	61.1 800m	0:12.11 200m	0:12.11 [5] (0:12.11)	0.03L		0:36.87 -1
3	1	AICHI ICON Micheal Hellyer	7	60.6 Overall	0:12.25 600m	0:12.89 [2] (0:12.89)	1.02L		0:37.64 +3
4	10	ZEPHYRZ ZOOM Madeleine Wishart	6	60.4 800m	0:12.19 600m	0:12.82 [3] (0:12.82)	1.51L		0:37.40 -1
5	5	CHAYSE 'N' ADAM Yvette Lewis	2	61.9 800m	0:12.28 600m	0:12.45 [6] (0:12.45)	2.97L		0:37.05 +6
6	2	ADELAD Kirk Matheson	8	62.0 Overall	0:12.30 600m	0:12.75 [4] (0:12.75)	3.57L		0:37.70 +4
7	3	CAPITAN DE SEDA Dylan Bennett	1	61.0 600m	0:12.09 600m	0:12.24 [9] (0:12.24)	4.09L		0:36.80 +7
8	8	NEW WORLD TAPESTRY Sean Cormack	4	60.8 Overall	0:12.35 800m	0:12.63 [8] (0:12.63)	4.84L		0:37.68 +2
9	11	WORLD ATLAS Luke Miller	5	61.1 800m	0:12.30 600m	0:12.87 [7] (0:12.87)	6.12L		0:37.89 +8

Scratched: Draft Day (#6), Chance With Wolves (#9)

[] Ranking at each section and finish
 -:-:- No data available at this section
 NA No data available

SCN Saddle cloth number
 DNF Did not finish
 DNT Did not track



Horse/Jockey Name	Millward
Final Rank	1
Fastest Section Time (Section)	0:12.08 (600m)
Top Speed [km/h] (Section)	61.2 (Overall)
Race State	Finished



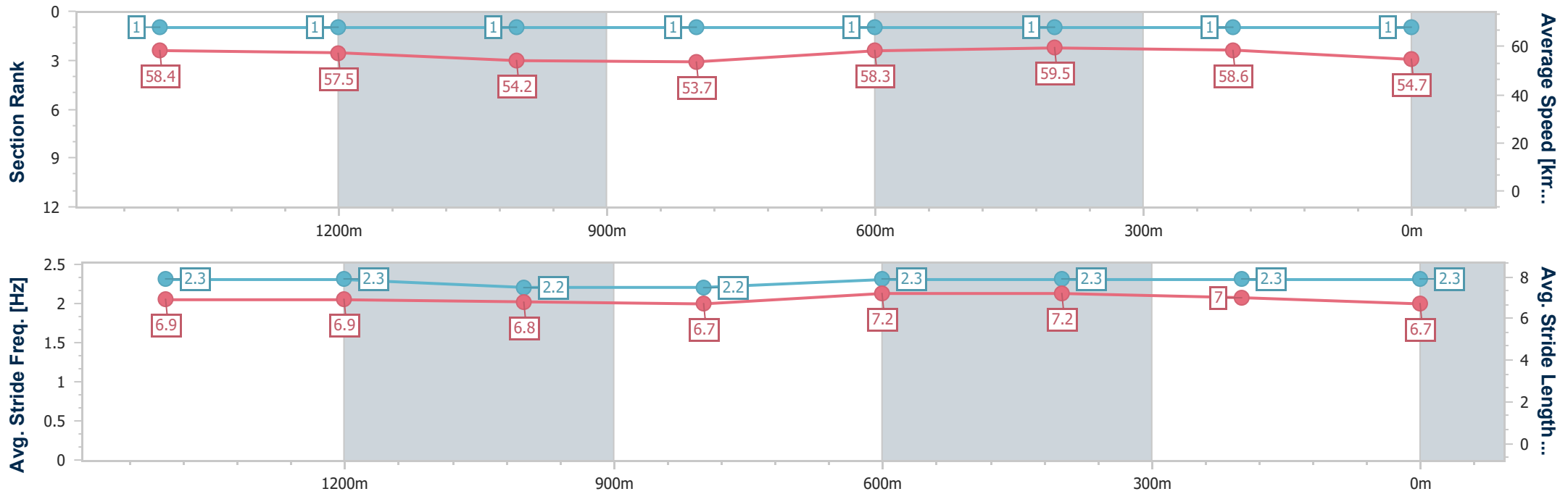
Ipswich QLD Professional
Race 4: BEC FEED SOLUTIONS CLASSIC Class 4 Handicap - 1666m



16 November 2024 - 15:16

Track Rating: Soft 7, Weather: Overcast, Rail Position: True

Section	Overall	1400m	1200m	1000m	800m	600m	400m	200m					
Section Times	1:45.56 [1] (0:16.45)	1:29.11 [1] (0:12.59)	1:16.52 [1] (0:13.30)	1:03.22 [1] (0:13.40)	0:49.82 [1] (0:12.34)	0:37.48 [1] (0:12.08)	0:25.40 [1] (0:12.21)	0:13.19 [1] (0:13.19)					
Average Speed [km/h]	58.4	57.5	54.2	53.7	58.3	59.5	58.6	54.7					
Top Speed [km/h]	61.2	61.1	54.9	55.2	59.2	60.2	59.9	57.0					
Avg. Dist. to Rail [m]	10.3	1.4	0.2	0.3	0.3	0.7	0.9	0.4					
Avg. Stride Freq. [Hz]	2.3	2.3	2.2	2.2	2.3	2.3	2.3	2.3					
Avg. Stride Length [m]	6.9	6.9	6.8	6.7	7.2	7.2	7.0	6.7					



- [] Ranking at each section and finish
- .-.- No data available at this section
- NA No data available



Horse/Jockey Name	Twisted Mistress
Final Rank	2
Fastest Section Time (Section)	0:12.11 (200m)
Top Speed [km/h] (Section)	61.1 (800m)
Race State	Finished



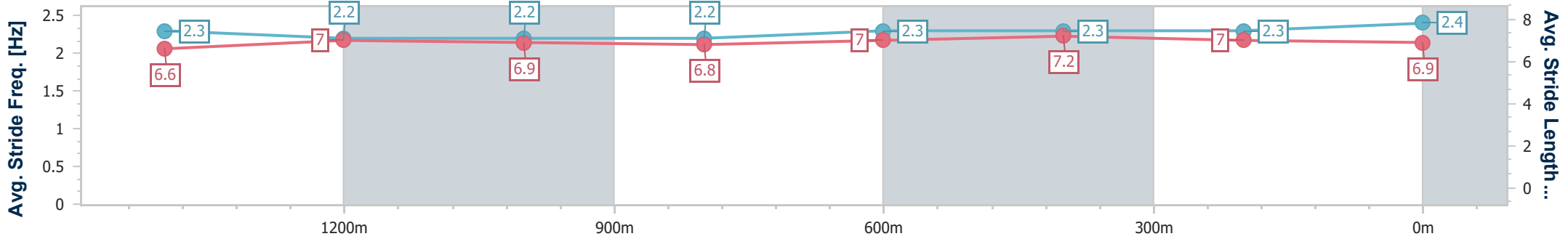
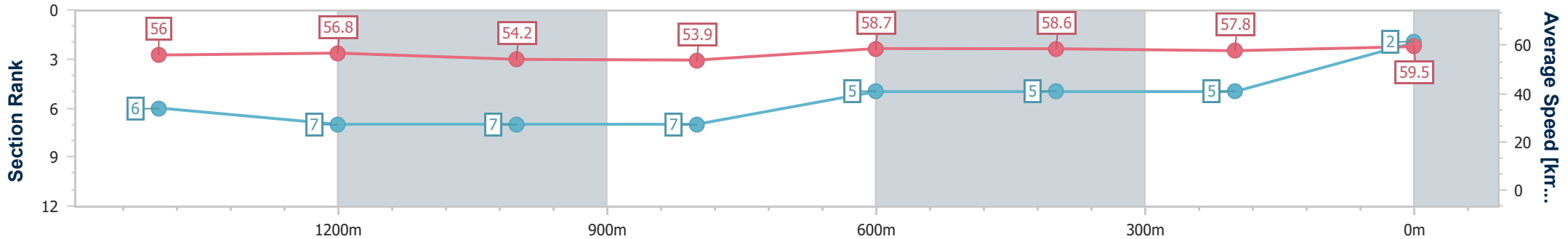
Ipswich QLD Professional
Race 4: BEC FEED SOLUTIONS CLASSIC Class 4 Handicap - 1666m



16 November 2024 - 15:16

Track Rating: Soft 7, Weather: Overcast, Rail Position: True

Section	Overall	1400m	1200m	1000m	800m	600m	400m	200m					
Section Times	1:45.56 [2] (0:17.10)	1:28.46 [6] (0:12.72)	1:15.74 [7] (0:13.26)	1:02.48 [7] (0:13.33)	0:49.15 [7] (0:12.28)	0:36.87 [5] (0:12.29)	0:24.58 [5] (0:12.47)	0:12.11 [5] (0:12.11)					
Average Speed [km/h]	56.0	56.8	54.2	53.9	58.7	58.6	57.8	59.5					
Top Speed [km/h]	59.4	58.9	55.4	55.3	61.1	58.8	59.9	59.8					
Avg. Dist. to Rail [m]	5.0	0.3	0.2	0.2	0.2	0.3	2.0	4.7					
Avg. Stride Freq. [Hz]	2.3	2.2	2.2	2.2	2.3	2.3	2.3	2.4					
Avg. Stride Length [m]	6.6	7.0	6.9	6.8	7.0	7.2	7.0	6.9					



- [] Ranking at each section and finish
- .-.- No data available at this section
- NA No data available



Horse/Jockey Name	Aichi Icon
Final Rank	3
Fastest Section Time (Section)	0:12.25 (600m)
Top Speed [km/h] (Section)	60.6 (Overall)
Race State	Finished



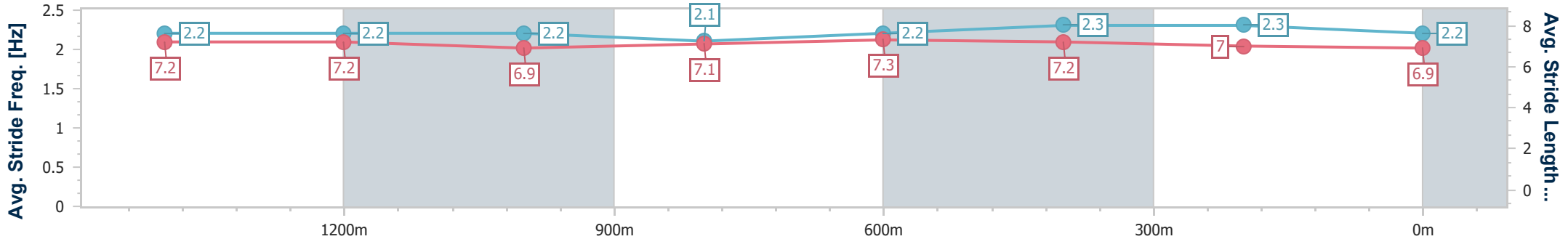
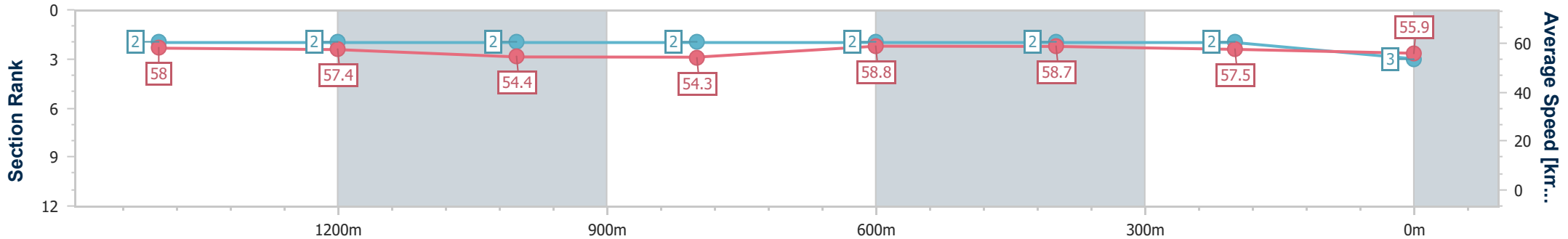
Ipswich QLD Professional
Race 4: BEC FEED SOLUTIONS CLASSIC Class 4 Handicap - 1666m



16 November 2024 - 15:16

Track Rating: Soft 7, Weather: Overcast, Rail Position: True

Section	Overall	1400m	1200m	1000m	800m	600m	400m	200m					
Section Times	1:45.73 [3] (0:16.57)	1:29.16 [2] (0:12.60)	1:16.56 [2] (0:13.28)	1:03.28 [2] (0:13.32)	0:49.96 [2] (0:12.32)	0:37.64 [2] (0:12.25)	0:25.39 [2] (0:12.50)	0:12.89 [2] (0:12.89)					
Average Speed [km/h]	58.0	57.4	54.4	54.3	58.8	58.7	57.5	55.9					
Top Speed [km/h]	60.6	59.1	55.8	56.6	59.3	59.7	58.7	56.6					
Avg. Dist. to Rail [m]	7.0	1.1	1.2	1.3	1.0	0.6	0.4	0.8					
Avg. Stride Freq. [Hz]	2.2	2.2	2.2	2.1	2.2	2.3	2.3	2.2					
Avg. Stride Length [m]	7.2	7.2	6.9	7.1	7.3	7.2	7.0	6.9					



- [] Ranking at each section and finish
- .-.- No data available at this section
- NA No data available



Horse/Jockey Name	Zephyrz Zoom
Final Rank	4
Fastest Section Time (Section)	0:12.19 (600m)
Top Speed [km/h] (Section)	60.4 (800m)
Race State	Finished



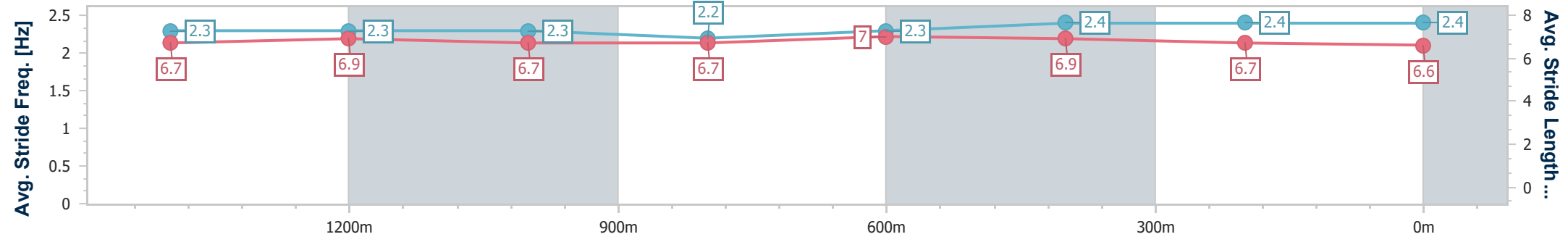
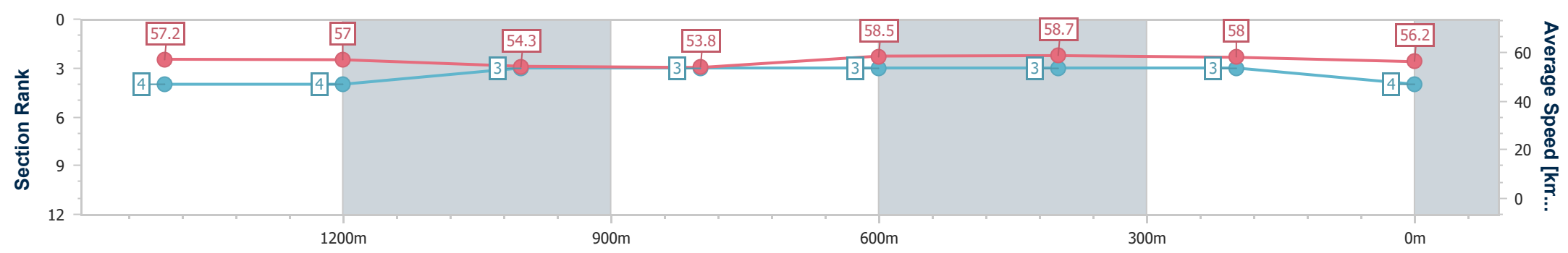
Ipswich QLD Professional
Race 4: BEC FEED SOLUTIONS CLASSIC Class 4 Handicap - 1666m



16 November 2024 - 15:16

Track Rating: Soft 7, Weather: Overcast, Rail Position: True

Section	Overall	1400m	1200m	1000m	800m	600m	400m	200m					
Section Times	1:45.81 [4] (0:16.78)	1:29.03 [4] (0:12.64)	1:16.39 [4] (0:13.26)	1:03.13 [3] (0:13.40)	0:49.73 [3] (0:12.33)	0:37.40 [3] (0:12.19)	0:25.21 [3] (0:12.39)	0:12.82 [3] (0:12.82)					
Average Speed [km/h]	57.2	57.0	54.3	53.8	58.5	58.7	58.0	56.2					
Top Speed [km/h]	59.2	58.7	55.6	55.0	60.4	59.6	58.9	57.5					
Avg. Dist. to Rail [m]	5.7	0.2	0.3	0.3	0.2	0.6	1.0	2.4					
Avg. Stride Freq. [Hz]	2.3	2.3	2.3	2.2	2.3	2.4	2.4	2.4					
Avg. Stride Length [m]	6.7	6.9	6.7	6.7	7.0	6.9	6.7	6.6					



[] Ranking at each section and finish
 -.-.- No data available at this section
 NA No data available



Horse/Jockey Name	Chayse 'N' Adam
Final Rank	5
Fastest Section Time (Section)	0:12.28 (600m)
Top Speed [km/h] (Section)	61.9 (800m)
Race State	Finished



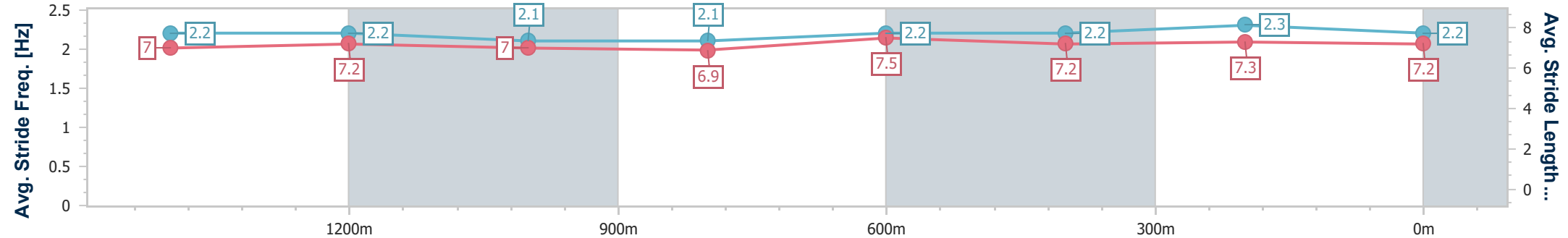
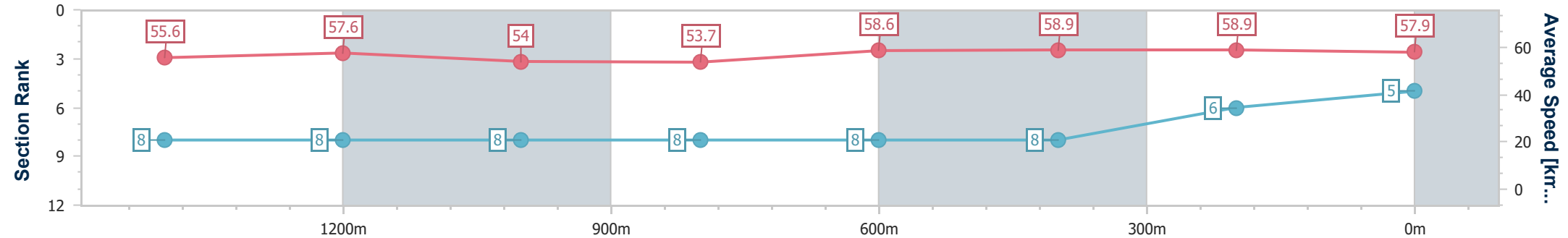
Ipswich QLD Professional
Race 4: BEC FEED SOLUTIONS CLASSIC Class 4 Handicap - 1666m



16 November 2024 - 15:16

Track Rating: Soft 7, Weather: Overcast, Rail Position: True

Section	Overall	1400m	1200m	1000m	800m	600m	400m	200m					
Section Times	1:46.06 [5] (0:17.28)	1:28.78 [8] (0:12.57)	1:16.21 [8] (0:13.41)	1:02.80 [8] (0:13.41)	0:49.39 [8] (0:12.34)	0:37.05 [8] (0:12.28)	0:24.77 [8] (0:12.32)	0:12.45 [6] (0:12.45)					
Average Speed [km/h]	55.6	57.6	54.0	53.7	58.6	58.9	58.9	57.9					
Top Speed [km/h]	61.4	61.2	55.7	56.0	61.9	61.8	59.7	59.6					
Avg. Dist. to Rail [m]	4.4	1.9	1.3	0.9	0.3	1.3	4.0	6.9					
Avg. Stride Freq. [Hz]	2.2	2.2	2.1	2.1	2.2	2.2	2.3	2.2					
Avg. Stride Length [m]	7.0	7.2	7.0	6.9	7.5	7.2	7.3	7.2					



- [] Ranking at each section and finish
- .-.- No data available at this section
- NA No data available



Horse/Jockey Name	Adelad
Final Rank	6
Fastest Section Time (Section)	0:12.30 (600m)
Top Speed [km/h] (Section)	62.0 (Overall)
Race State	Finished



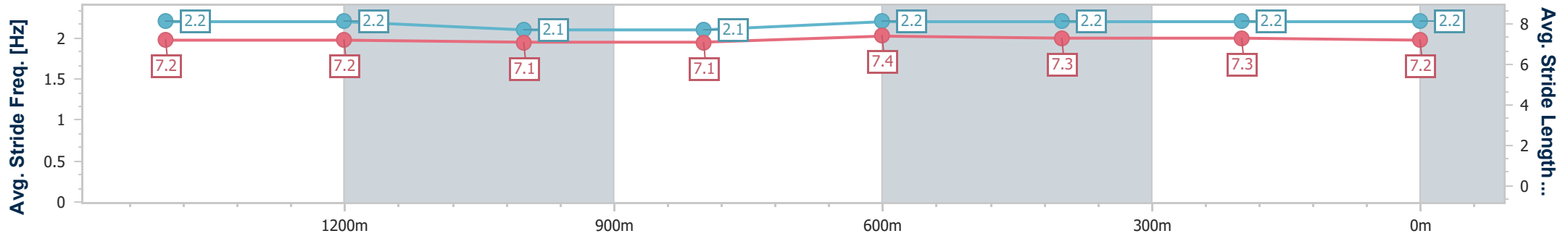
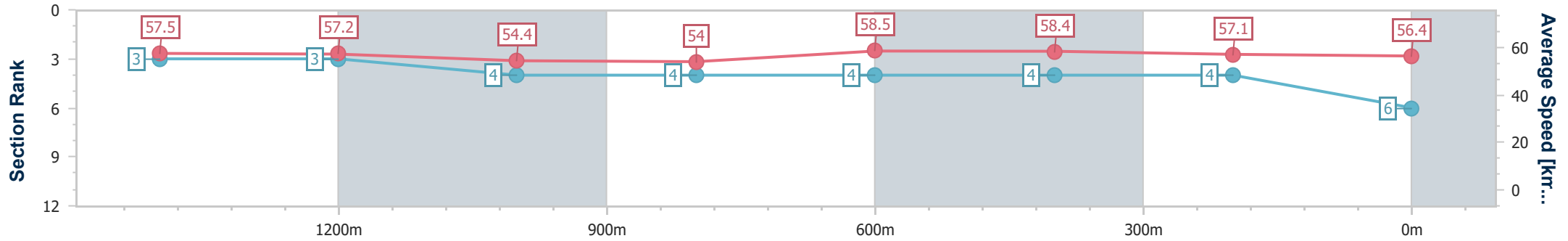
Ipswich QLD Professional
Race 4: BEC FEED SOLUTIONS CLASSIC Class 4 Handicap - 1666m



16 November 2024 - 15:16

Track Rating: Soft 7, Weather: Overcast, Rail Position: True

Section	Overall	1400m	1200m	1000m	800m	600m	400m	200m
Section Times	1:46.16 [6] (0:16.75)	1:29.41 [3] (0:12.65)	1:16.76 [3] (0:13.32)	1:03.44 [4] (0:13.39)	0:50.05 [4] (0:12.35)	0:37.70 [4] (0:12.30)	0:25.40 [4] (0:12.65)	0:12.75 [4] (0:12.75)
Average Speed [km/h]	57.5	57.2	54.4	54.0	58.5	58.4	57.1	56.4
Top Speed [km/h]	62.0	60.2	55.8	55.3	60.1	59.5	59.1	58.1
Avg. Dist. to Rail [m]	7.3	1.6	1.3	1.4	0.5	0.4	1.5	3.4
Avg. Stride Freq. [Hz]	2.2	2.2	2.1	2.1	2.2	2.2	2.2	2.2
Avg. Stride Length [m]	7.2	7.2	7.1	7.1	7.4	7.3	7.3	7.2



- [] Ranking at each section and finish
- .-.- No data available at this section
- NA No data available



Horse/Jockey Name	Capitan De Seda
Final Rank	7
Fastest Section Time (Section)	0:12.09 (600m)
Top Speed [km/h] (Section)	61.0 (600m)
Race State	Finished



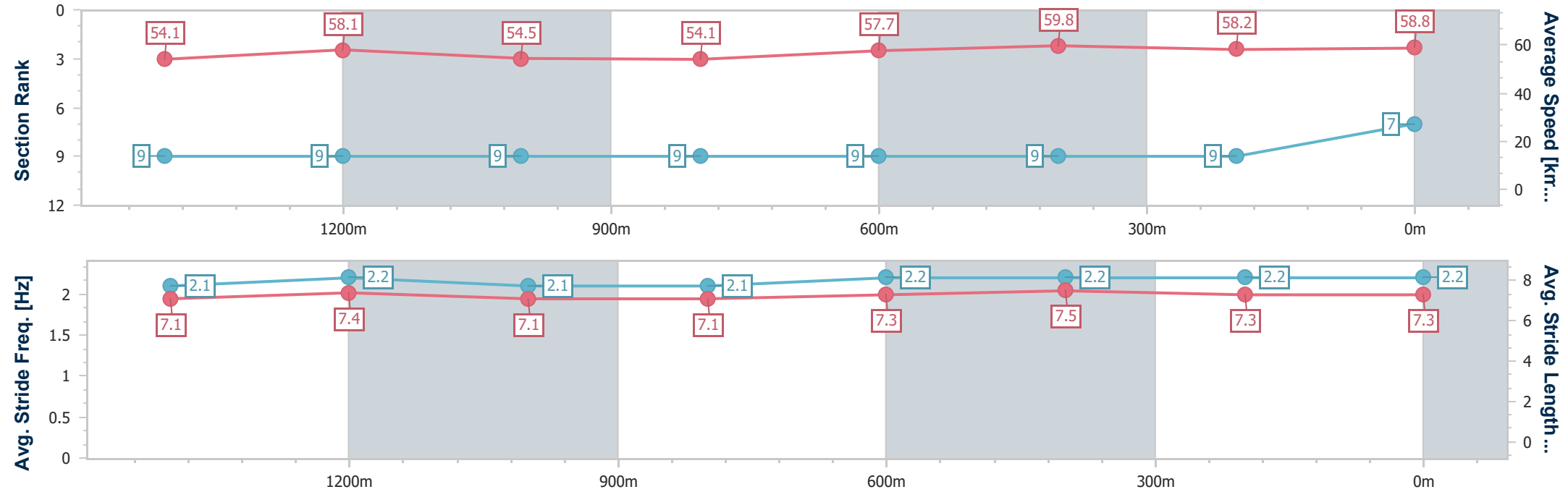
Ipswich QLD Professional
Race 4: BEC FEED SOLUTIONS CLASSIC Class 4 Handicap - 1666m



16 November 2024 - 15:16

Track Rating: Soft 7, Weather: Overcast, Rail Position: True

Section	Overall	1400m	1200m	1000m	800m	600m	400m	200m					
Section Times	1:46.25 [7] (0:17.76)	1:28.49 [9] (0:12.44)	1:16.05 [9] (0:13.33)	1:02.72 [9] (0:13.42)	0:49.30 [9] (0:12.50)	0:36.80 [9] (0:12.09)	0:24.71 [9] (0:12.47)	0:12.24 [9] (0:12.24)					
Average Speed [km/h]	54.1	58.1	54.5	54.1	57.7	59.8	58.2	58.8					
Top Speed [km/h]	58.4	59.6	56.1	55.1	60.7	61.0	59.8	59.6					
Avg. Dist. to Rail [m]	3.9	1.8	1.8	1.8	0.9	1.2	3.8	7.6					
Avg. Stride Freq. [Hz]	2.1	2.2	2.1	2.1	2.2	2.2	2.2	2.2					
Avg. Stride Length [m]	7.1	7.4	7.1	7.1	7.3	7.5	7.3	7.3					



- [] Ranking at each section and finish
- .-.- No data available at this section
- NA No data available



Horse/Jockey Name	New World Tapestry
Final Rank	8
Fastest Section Time (Section)	0:12.35 (800m)
Top Speed [km/h] (Section)	60.8 (Overall)
Race State	Finished



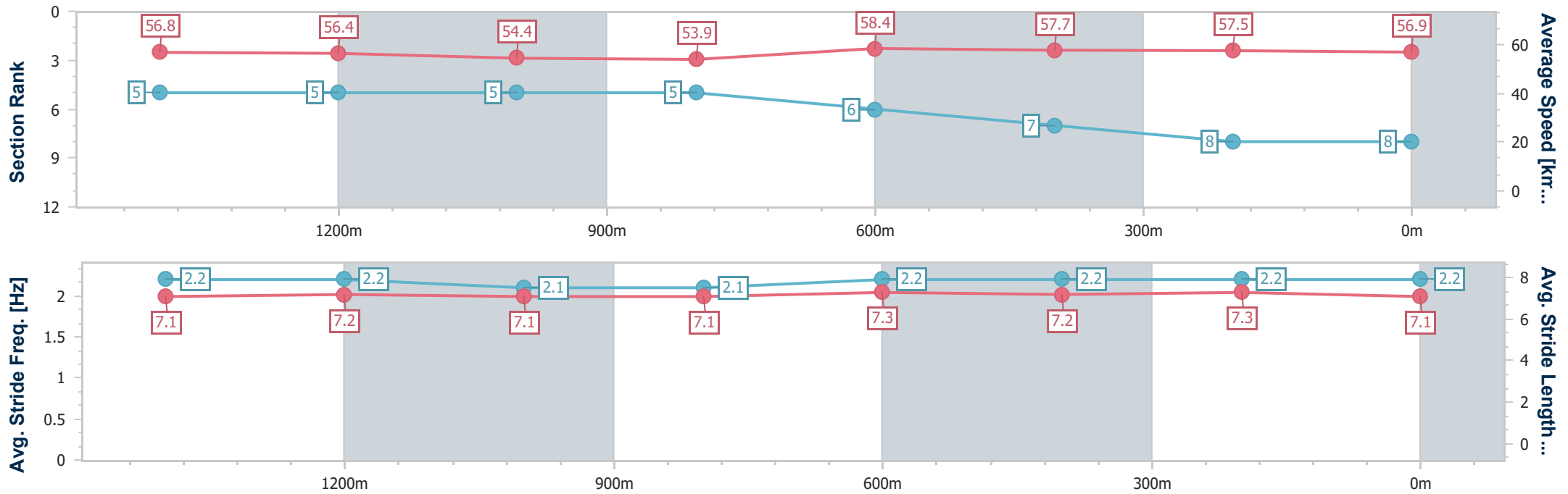
Ipswich QLD Professional
Race 4: BEC FEED SOLUTIONS CLASSIC Class 4 Handicap - 1666m



16 November 2024 - 15:16

Track Rating: Soft 7, Weather: Overcast, Rail Position: True

Section	Overall	1400m	1200m	1000m	800m	600m	400m	200m					
Section Times	1:46.38 [8] (0:16.89)	1:29.49 [5] (0:12.80)	1:16.69 [5] (0:13.26)	1:03.43 [5] (0:13.40)	0:50.03 [5] (0:12.35)	0:37.68 [6] (0:12.51)	0:25.17 [7] (0:12.54)	0:12.63 [8] (0:12.63)					
Average Speed [km/h]	56.8	56.4	54.4	53.9	58.4	57.7	57.5	56.9					
Top Speed [km/h]	60.8	59.2	56.1	55.3	60.3	59.5	58.3	58.3					
Avg. Dist. to Rail [m]	5.2	0.7	0.8	0.9	0.4	0.6	0.9	2.2					
Avg. Stride Freq. [Hz]	2.2	2.2	2.1	2.1	2.2	2.2	2.2	2.2					
Avg. Stride Length [m]	7.1	7.2	7.1	7.1	7.3	7.2	7.3	7.1					



- [] Ranking at each section and finish
- .-.- No data available at this section
- NA No data available



Horse/Jockey Name	World Atlas
Final Rank	9
Fastest Section Time (Section)	0:12.30 (600m)
Top Speed [km/h] (Section)	61.1 (800m)
Race State	Finished



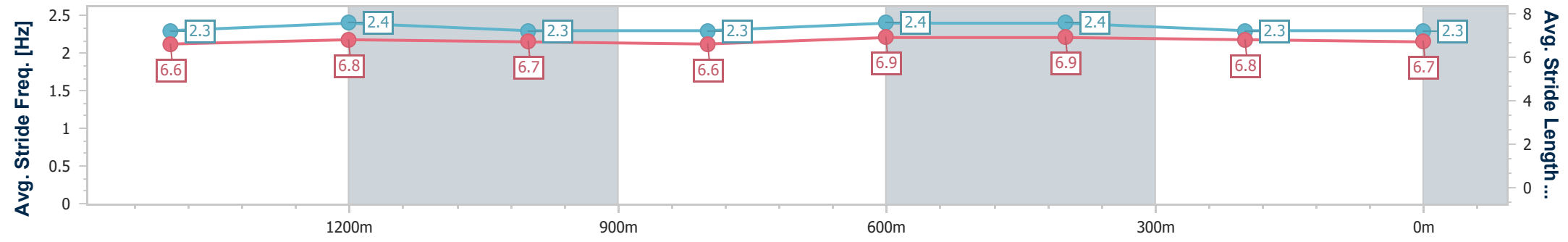
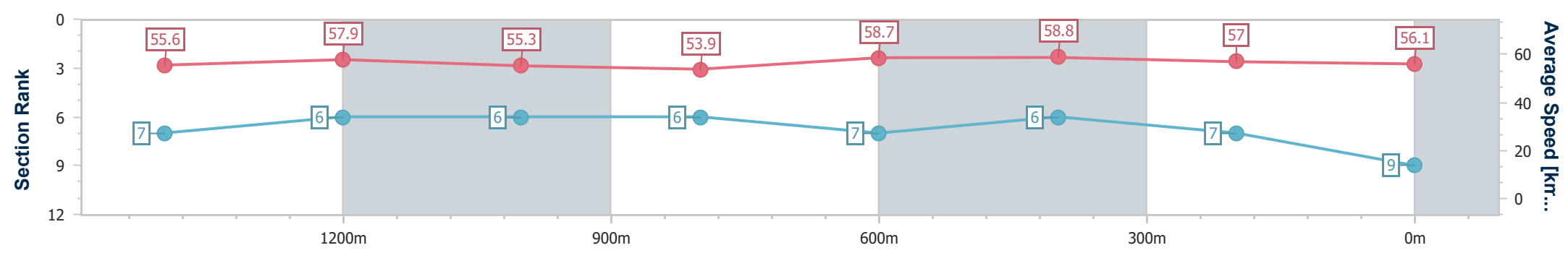
Ipswich QLD Professional
Race 4: BEC FEED SOLUTIONS CLASSIC Class 4 Handicap - 1666m



16 November 2024 - 15:16

Track Rating: Soft 7, Weather: Overcast, Rail Position: True

Section	Overall	1400m	1200m	1000m	800m	600m	400m	200m						
Section Times	1:46.60 [9] (0:17.25)	1:29.35 [7] (0:12.55)	1:16.80 [6] (0:13.16)	1:03.64 [6] (0:13.41)	0:50.23 [6] (0:12.34)	0:37.89 [7] (0:12.30)	0:25.59 [6] (0:12.72)	0:12.87 [7] (0:12.87)						
Average Speed [km/h]	55.6	57.9	55.3	53.9	58.7	58.8	57.0	56.1						
Top Speed [km/h]	60.3	60.7	56.7	55.3	61.1	60.3	58.4	57.0						
Avg. Dist. to Rail [m]	6.8	2.2	2.3	1.8	1.5	1.5	3.0	5.9						
Avg. Stride Freq. [Hz]	2.3	2.4	2.3	2.3	2.4	2.4	2.3	2.3						
Avg. Stride Length [m]	6.6	6.8	6.7	6.6	6.9	6.9	6.8	6.7						



[] Ranking at each section and finish
 -.-.- No data available at this section
 NA No data available