



# Mackay QLD Professional

## Race 1: SKY RACING QTIS Three-Year-Old Handicap - 1560m



MACKAY TURF CLUB  
Ooralea Racecourse

14 November 2024 - 12:19

Track Rating: Good 4, Weather: Fine, Rail Position: True

Section		Overall	1400m	1200m	1000m	800m	600m	400m	Last 600m				
Field Times		1:33.74 (0:10.85)	1:22.89 (0:10.63)	1:12.26 (0:11.06)	1:01.20 (0:11.49)	0:49.71 (0:11.64)	0:38.07 (0:12.35)	0:25.72 (0:12.73)	0:38.07				
Rank	TAB Horse/Jockey	Barrier	Top Speed [km/h]	Fastest Section									Distance Travelled [m]
1	4 <b>UNDER THE SHADOW</b> Pietro Romeo	5	66.4 1200m	0:11.04 1200m	1:33.74 [1] (0:11.64)	1:22.10 [6] (0:11.13)	1:10.97 [6] (0:11.04)	0:59.93 [6] (0:11.21)	0:48.72 [6] (0:11.43)	0:37.29 [6] (0:12.23)	0:25.06 [6] (0:12.47)	0:37.29	
2	1 <b>WELL HELD</b> Ryan Wiggins	1	66.8 1200m	0:11.00 1200m	1:33.79 [2] (0:11.34)	1:22.45 [5] (0:11.19)	1:11.26 [5] (0:11.00)	1:00.26 [5] (0:11.28)	0:48.98 [5] (0:11.39)	0:37.59 [4] (0:12.20)	0:25.39 [4] (0:12.47)	0:37.59	-1
3	3 <b>SOGOYA</b> McKenzie Apel	4	66.9 1400m	0:11.11 1400m	1:34.10 [3] (0:11.21)	1:22.89 [4] (0:11.11)	1:11.78 [4] (0:11.12)	1:00.66 [4] (0:11.19)	0:49.47 [4] (0:11.40)	0:38.07 [3] (0:12.15)	0:25.92 [3] (0:12.57)	0:38.07	-2
4	2 <b>MOET AT MIDNIGHT</b> Justin Stanley	3	67.7 1400m	0:10.89 1400m	1:34.15 [4] (0:11.03)	1:23.12 [2] (0:10.89)	1:12.23 [2] (0:11.02)	1:01.21 [2] (0:11.21)	0:50.00 [2] (0:11.52)	0:38.48 [1] (0:12.35)	0:26.13 [1] (0:12.74)	0:38.48	+0
5	6 <b>IMPERIAL BLOSSOM</b> Jackson Murphy	2	66.4 Overall	0:11.04 1400m	1:34.67 [5] (0:11.08)	1:23.59 [3] (0:11.04)	1:12.55 [3] (0:11.18)	1:01.37 [3] (0:11.29)	0:50.08 [3] (0:11.63)	0:38.45 [5] (0:12.19)	0:26.26 [5] (0:12.78)	0:38.45	-5
6	5 <b>CLUCK</b> Adam Sewell	6	68.8 1400m	0:10.63 1400m	1:38.73 [6] (0:10.85)	1:27.88 [1] (0:10.63)	1:17.25 [1] (0:11.06)	1:06.19 [1] (0:11.49)	0:54.70 [1] (0:11.66)	0:43.04 [2] (0:12.45)	0:30.59 [2] (0:13.51)	0:43.04	-4

[ ] Ranking at each section and finish  
 -:-:-:- No data available at this section  
 NA No data available

SCN Saddle cloth number  
 DNF Did not finish  
 DNT Did not track



# Mackay QLD Professional

## Race 1: SKY RACING QTIS Three-Year-Old Handicap - 1560m

14 November 2024 - 12:19



MACKAY TURF CLUB  
Ooralea Racecourse

Track Rating: Good 4, Weather: Fine, Rail Position: True

Section							200m			Last 600m
Field Times							0:12.99			0:38.07
							(0:12.99)			
Rank	TAB	Horse/Jockey	Barrier	Top Speed [km/h]	Fastest Section	Margin				Distance Travelled [m]
1	4	<b>UNDER THE SHADOW</b> Pietro Romeo	5	66.4 1200m	0:11.04 1200m	0:12.59 [4] (0:12.59)	1:33.74		0:37.29	
2	1	<b>WELL HELD</b> Ryan Wiggins	1	66.8 1200m	0:11.00 1200m	0:12.92 [3] (0:12.92)	0.25L		0:37.59	-1
3	3	<b>SOGOYA</b> McKenzie Apel	4	66.9 1400m	0:11.11 1400m	0:13.35 [1] (0:13.35)	2.07L		0:38.07	-2
4	2	<b>MOET AT MIDNIGHT</b> Justin Stanley	3	67.7 1400m	0:10.89 1400m	0:13.39 [2] (0:13.39)	2.37L		0:38.48	+0
5	6	<b>IMPERIAL BLOSSOM</b> Jackson Murphy	2	66.4 Overall	0:11.04 1400m	0:13.48 [5] (0:13.48)	5.43L		0:38.45	-5
6	5	<b>CLUCK</b> Adam Sewell	6	68.8 1400m	0:10.63 1400m	0:17.08 [6] (0:17.08)	29.32L		0:43.04	-4

[ ] Ranking at each section and finish  
 -:-:-:- No data available at this section  
 NA No data available

SCN Saddle cloth number  
 DNF Did not finish  
 DNT Did not track



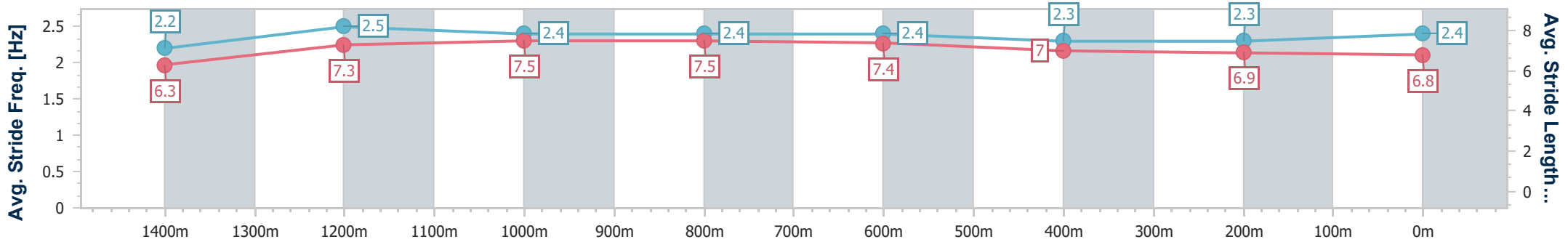
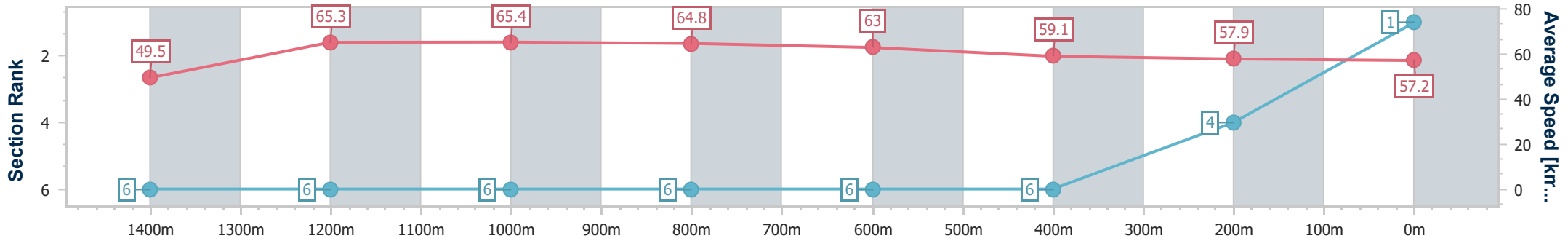
Horse/Jockey Name	Under The Shadow
Final Rank	1
Fastest Section Time (Section)	0:11.04 (1200m)
Top Speed [km/h] (Section)	66.4 (1200m)
Race State	Finished



Mackay QLD Professional  
 Race 1: SKY RACING QTIS Three-Year-Old Handicap - 1560m  
 14 November 2024 - 12:19  
 Track Rating: Good 4, Weather: Fine, Rail Position: True



Section	Overall	1400m	1200m	1000m	800m	600m	400m	200m
Section Times	1:33.74 [1] (0:11.64)	1:22.10 [6] (0:11.13)	1:10.97 [6] (0:11.04)	0:59.93 [6] (0:11.21)	0:48.72 [6] (0:11.43)	0:37.29 [6] (0:12.23)	0:25.06 [6] (0:12.47)	0:12.59 [4] (0:12.59)
Average Speed [km/h]	49.5	65.3	65.4	64.8	63.0	59.1	57.9	57.2
Top Speed [km/h]	64.7	66.1	66.4	66.1	65.4	61.5	59.3	59.7
Avg. Dist. to Rail [m]	4.0	1.5	2.7	1.9	0.9	0.7	2.8	4.8
Avg. Stride Freq. [Hz]	2.2	2.5	2.4	2.4	2.4	2.3	2.3	2.4
Avg. Stride Length [m]	6.3	7.3	7.5	7.5	7.4	7.0	6.9	6.8



- [ ] Ranking at each section and finish
- .-.- No data available at this section
- NA No data available



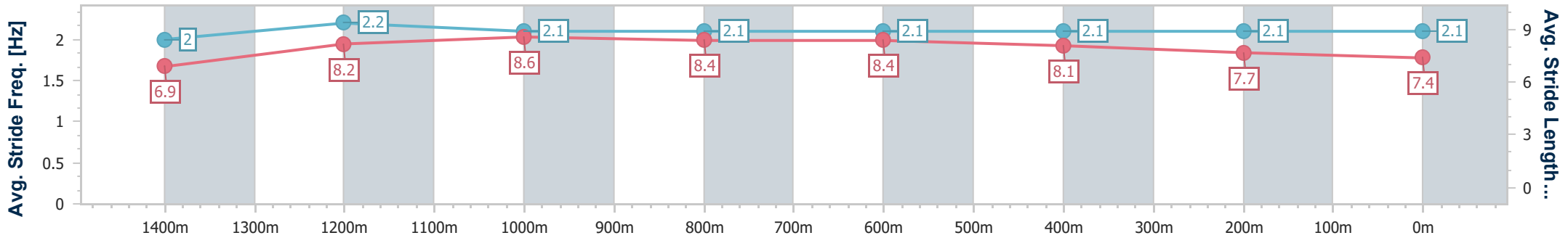
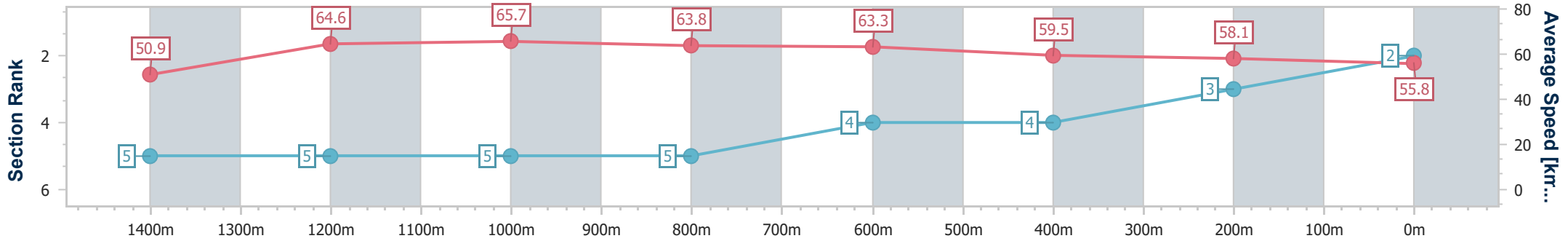
Horse/Jockey Name	Well Held
Final Rank	2
Fastest Section Time (Section)	0:11.00 (1200m)
Top Speed [km/h] (Section)	66.8 (1200m)
Race State	Finished



Mackay QLD Professional  
 Race 1: SKY RACING QTIS Three-Year-Old Handicap - 1560m  
 14 November 2024 - 12:19  
 Track Rating: Good 4, Weather: Fine, Rail Position: True



Section	Overall	1400m	1200m	1000m	800m	600m	400m	200m
Section Times	1:33.79 [2] (0:11.34)	1:22.45 [5] (0:11.19)	1:11.26 [5] (0:11.00)	1:00.26 [5] (0:11.28)	0:48.98 [5] (0:11.39)	0:37.59 [4] (0:12.20)	0:25.39 [4] (0:12.47)	0:12.92 [3] (0:12.92)
Average Speed [km/h]	50.9	64.6	65.7	63.8	63.3	59.5	58.1	55.8
Top Speed [km/h]	66.5	66.6	66.8	64.5	64.8	61.0	59.4	58.7
Avg. Dist. to Rail [m]	1.9	1.2	0.8	0.6	0.4	1.3	3.8	4.0
Avg. Stride Freq. [Hz]	2.0	2.2	2.1	2.1	2.1	2.1	2.1	2.1
Avg. Stride Length [m]	6.9	8.2	8.6	8.4	8.4	8.1	7.7	7.4



- [ ] Ranking at each section and finish
- .-.- No data available at this section
- NA No data available



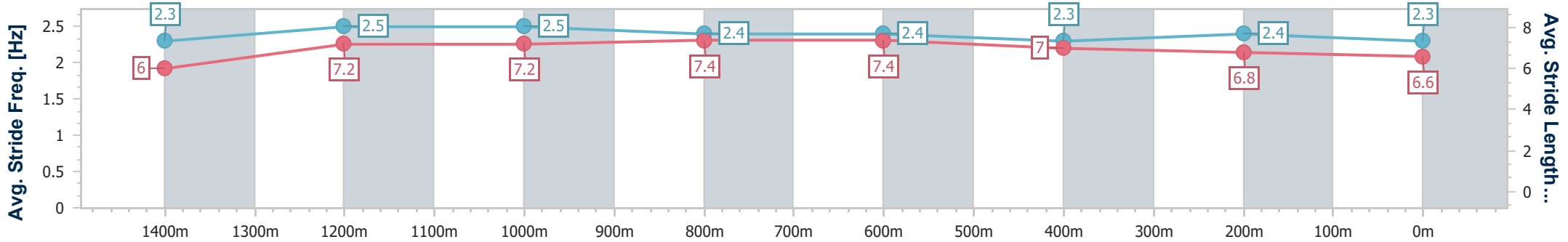
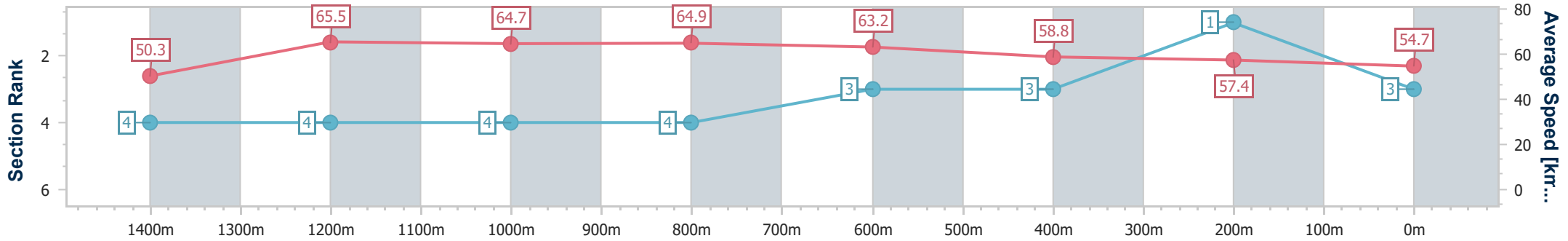
Horse/Jockey Name	Sogoya
Final Rank	3
Fastest Section Time (Section)	0:11.11 (1400m)
Top Speed [km/h] (Section)	66.9 (1400m)
Race State	Finished



Mackay QLD Professional  
 Race 1: SKY RACING QTIS Three-Year-Old Handicap - 1560m  
 14 November 2024 - 12:19  
 Track Rating: Good 4, Weather: Fine, Rail Position: True



Section	Overall	1400m	1200m	1000m	800m	600m	400m	200m
Section Times	1:34.10 [3] (0:11.21)	1:22.89 [4] (0:11.11)	1:11.78 [4] (0:11.12)	1:00.66 [4] (0:11.19)	0:49.47 [4] (0:11.40)	0:38.07 [3] (0:12.15)	0:25.92 [3] (0:12.57)	0:13.35 [1] (0:13.35)
Average Speed [km/h]	50.3	65.5	64.7	64.9	63.2	58.8	57.4	54.7
Top Speed [km/h]	53.7	66.9	66.6	66.2	65.8	63.9	59.7	59.0
Avg. Dist. to Rail [m]	5.0	2.6	2.8	2.0	1.0	1.3	0.9	1.1
Avg. Stride Freq. [Hz]	2.3	2.5	2.5	2.4	2.4	2.3	2.4	2.3
Avg. Stride Length [m]	6.0	7.2	7.2	7.4	7.4	7.0	6.8	6.6



- [ ] Ranking at each section and finish
- .-.- No data available at this section
- NA No data available



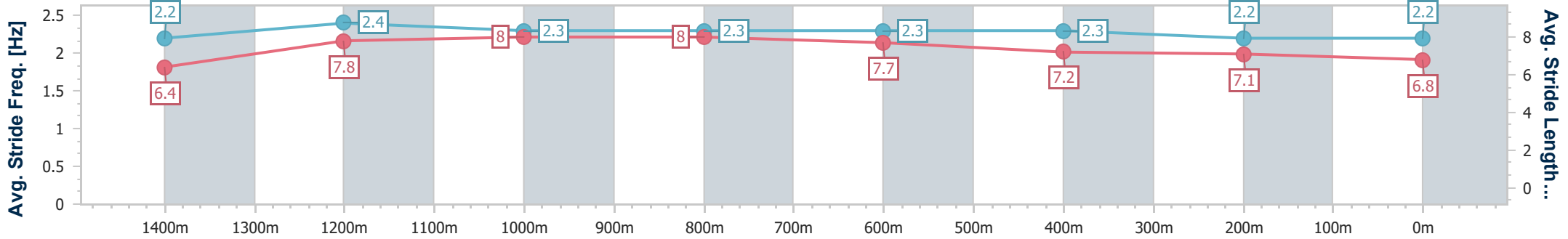
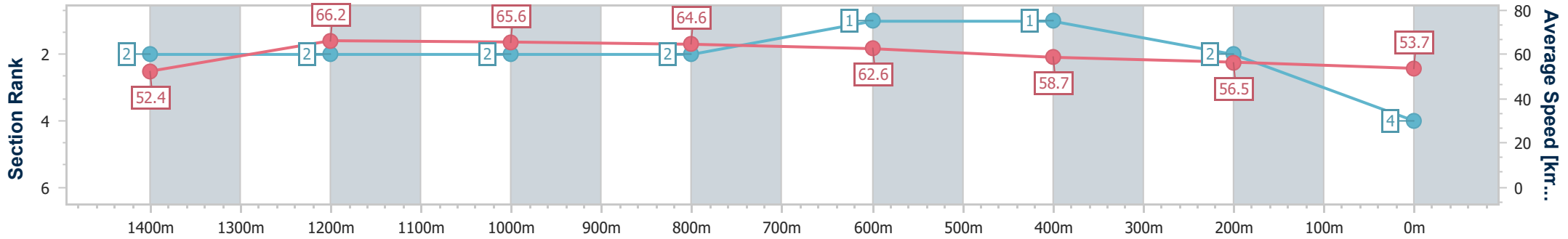
Horse/Jockey Name	Moet At Midnight
Final Rank	4
Fastest Section Time (Section)	0:10.89 (1400m)
Top Speed [km/h] (Section)	67.7 (1400m)
Race State	Finished



Mackay QLD Professional  
 Race 1: SKY RACING QTIS Three-Year-Old Handicap - 1560m  
 14 November 2024 - 12:19  
 Track Rating: Good 4, Weather: Fine, Rail Position: True



Section	Overall	1400m	1200m	1000m	800m	600m	400m	200m
Section Times	1:34.15 [4] (0:11.03)	1:23.12 [2] (0:10.89)	1:12.23 [2] (0:11.02)	1:01.21 [2] (0:11.21)	0:50.00 [2] (0:11.52)	0:38.48 [1] (0:12.35)	0:26.13 [1] (0:12.74)	0:13.39 [2] (0:13.39)
Average Speed [km/h]	52.4	66.2	65.6	64.6	62.6	58.7	56.5	53.7
Top Speed [km/h]	67.0	67.7	67.2	65.1	63.8	60.7	57.7	56.4
Avg. Dist. to Rail [m]	4.5	2.3	1.7	1.6	1.3	0.5	0.7	0.8
Avg. Stride Freq. [Hz]	2.2	2.4	2.3	2.3	2.3	2.3	2.2	2.2
Avg. Stride Length [m]	6.4	7.8	8.0	8.0	7.7	7.2	7.1	6.8



- [ ] Ranking at each section and finish
- .-.- No data available at this section
- NA No data available



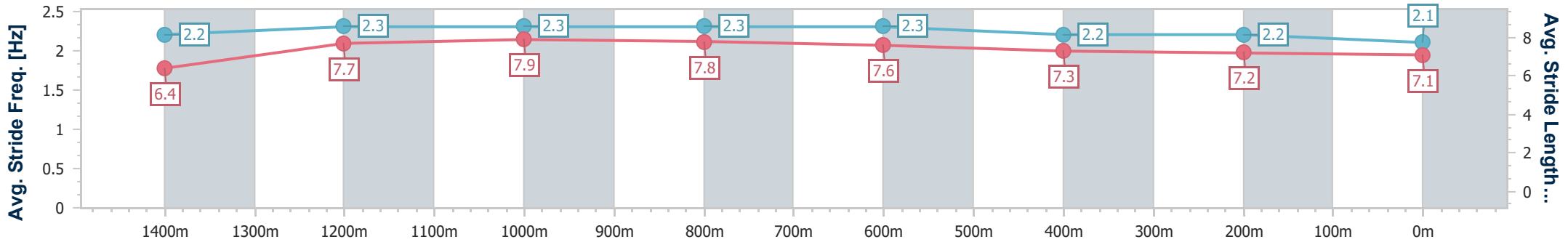
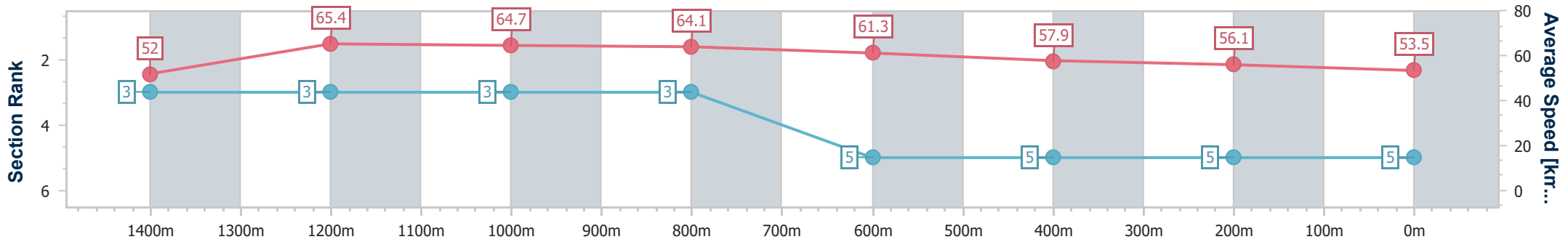
Horse/Jockey Name	Imperial Blossom
Final Rank	5
Fastest Section Time (Section)	0:11.04 (1400m)
Top Speed [km/h] (Section)	66.4 (Overall)
Race State	Finished



Mackay QLD Professional  
 Race 1: SKY RACING QTIS Three-Year-Old Handicap - 1560m  
 14 November 2024 - 12:19  
 Track Rating: Good 4, Weather: Fine, Rail Position: True



Section	Overall	1400m	1200m	1000m	800m	600m	400m	200m
Section Times	1:34.67 [5] (0:11.08)	1:23.59 [3] (0:11.04)	1:12.55 [3] (0:11.18)	1:01.37 [3] (0:11.29)	0:50.08 [3] (0:11.63)	0:38.45 [5] (0:12.19)	0:26.26 [5] (0:12.78)	0:13.48 [5] (0:13.48)
Average Speed [km/h]	52.0	65.4	64.7	64.1	61.3	57.9	56.1	53.5
Top Speed [km/h]	66.4	66.2	65.6	64.6	64.1	59.8	57.4	55.4
Avg. Dist. to Rail [m]	2.8	0.8	1.2	0.7	1.6	2.4	1.1	2.2
Avg. Stride Freq. [Hz]	2.2	2.3	2.3	2.3	2.3	2.2	2.2	2.1
Avg. Stride Length [m]	6.4	7.7	7.9	7.8	7.6	7.3	7.2	7.1



- [ ] Ranking at each section and finish
- .-.- No data available at this section
- NA No data available



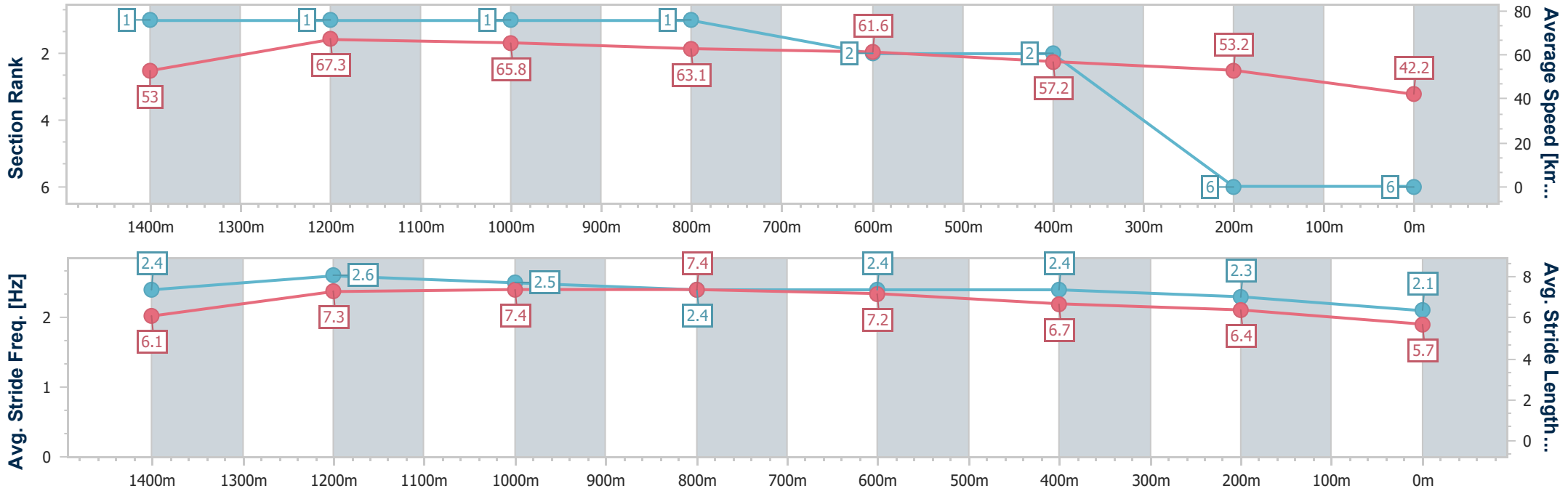
Horse/Jockey Name	Cluck
Final Rank	6
Fastest Section Time (Section)	0:10.63 (1400m)
Top Speed [km/h] (Section)	68.8 (1400m)
Race State	Finished



Mackay QLD Professional  
 Race 1: SKY RACING QTIS Three-Year-Old Handicap - 1560m  
 14 November 2024 - 12:19  
 Track Rating: Good 4, Weather: Fine, Rail Position: True



Section	Overall	1400m	1200m	1000m	800m	600m	400m	200m
Section Times	1:38.73 [6] (0:10.85)	1:27.88 [1] (0:10.63)	1:17.25 [1] (0:11.06)	1:06.19 [1] (0:11.49)	0:54.70 [1] (0:11.66)	0:43.04 [2] (0:12.45)	0:30.59 [2] (0:13.51)	0:17.08 [6] (0:17.08)
Average Speed [km/h]	53.0	67.3	65.8	63.1	61.6	57.2	53.2	42.2
Top Speed [km/h]	68.4	68.8	67.1	64.8	63.1	61.6	55.1	50.4
Avg. Dist. to Rail [m]	6.7	1.7	3.3	2.2	0.8	1.1	0.7	1.7
Avg. Stride Freq. [Hz]	2.4	2.6	2.5	2.4	2.4	2.4	2.3	2.1
Avg. Stride Length [m]	6.1	7.3	7.4	7.4	7.2	6.7	6.4	5.7



- [ ] Ranking at each section and finish
- .-.- No data available at this section
- NA No data available





# Mackay QLD Professional

## Race 2: LADBROKES RACING CLUB QTIS Three-Year-Old Maiden Handicap - 1200m

14 November 2024 - 12:58



Track Rating: Good 4, Weather: Fine, Rail Position: True

Section												Last 600m		
Field Times		Overall	1000m	800m	600m	400m	200m						0:36.87	
		1:11.07 (0:13.06)	0:58.01 (0:10.27)	0:47.74 (0:10.87)	0:36.87 (0:11.86)	0:25.01 (0:12.17)	0:12.84 (0:12.84)							
Rank	TAB	Horse/Jockey	Barrier	Top Speed [km/h]	Fastest Section							Margin	Distance Travelled [m]	
1	2	<b>WOODSTOCK ROCK</b>	1	70.5	0:10.43	1:11.07 [1]	0:57.97 [3]	0:47.54 [3]	0:36.69 [3]	0:24.79 [3]	0:12.65 [2]	1:11.07	0:36.69	
		Ryan Wiggins		Overall	1000m	(0:13.10)	(0:10.43)	(0:10.85)	(0:11.90)	(0:12.14)	(0:12.65)			
2	4	<b>CARE TAKER</b>	4	69.4	0:10.69	1:11.15 [2]	0:57.87 [6]	0:47.18 [6]	0:36.29 [6]	0:24.55 [6]	0:12.62 [4]	0.5L	0:36.29	+5
		McKenzie Apel		1000m	1000m	(0:13.28)	(0:10.69)	(0:10.89)	(0:11.74)	(0:11.93)	(0:12.62)			
3	5	<b>CHOCMINT</b>	8	70.5	0:10.54	1:11.21 [3]	0:58.14 [2]	0:47.60 [4]	0:36.70 [4]	0:24.89 [4]	0:12.74 [3]	0.83L	0:36.70	+2
		Nathan Thomas		Overall	1000m	(0:13.07)	(0:10.54)	(0:10.90)	(0:11.81)	(0:12.15)	(0:12.74)			
4	10	<b>BADLIFEDECISION</b>	6	69.2	0:10.60	1:11.27 [4]	0:57.50 [7]	0:46.90 [7]	0:36.10 [7]	0:24.54 [7]	0:12.69 [5]	1.21L	0:36.10	+5
		Sean Cormack		1000m	1000m	(0:13.77)	(0:10.60)	(0:10.80)	(0:11.56)	(0:11.85)	(0:12.69)			
5	7	<b>I'M STELLAR</b>	11	70.9	0:10.19	1:11.52 [5]	0:58.37 [4]	0:48.18 [2]	0:37.32 [1]	0:25.46 [1]	0:13.29 [1]	2.66L	0:37.32	+0
		Emma Bell		1000m	1000m	(0:13.15)	(0:10.19)	(0:10.86)	(0:11.86)	(0:12.17)	(0:13.29)			
6	6	<b>TRAVELLING SWEET</b>	3	69.9	0:10.54	1:11.54 [6]	0:58.31 [5]	0:47.77 [5]	0:36.85 [5]	0:25.09 [5]	0:12.83 [6]	2.75L	0:36.85	+1
		Justin Stanley		1000m	1000m	(0:13.23)	(0:10.54)	(0:10.92)	(0:11.76)	(0:12.26)	(0:12.83)			
7	12	<b>MISHANI OPAL</b>	2	68.4	0:10.60	1:11.60 [7]	0:57.39 [11]	0:46.79 [10]	0:36.01 [8]	0:24.53 [8]	0:12.69 [7]	3.12L	0:36.01	-7
		Amy Graham		1000m	1000m	(0:14.21)	(0:10.60)	(0:10.78)	(0:11.48)	(0:11.84)	(0:12.69)			
8	13	<b>MISHANI TALENT</b>	10	67.9	0:10.78	1:11.89 [8]	0:57.90 [9]	0:47.12 [9]	0:36.02 [10]	0:24.52 [10]	0:12.70 [9]	4.83L	0:36.02	+2
		Pietro Romeo		1000m	1000m	(0:13.99)	(0:10.78)	(0:11.10)	(0:11.50)	(0:11.82)	(0:12.70)			
9	11	<b>MARKERINK</b>	12	69.2	0:10.64	1:12.04 [9]	0:58.08 [8]	0:47.44 [8]	0:36.35 [9]	0:24.72 [9]	0:12.79 [10]	5.7L	0:36.35	+6
		Adam Sewell		1000m	1000m	(0:13.96)	(0:10.64)	(0:11.09)	(0:11.63)	(0:11.93)	(0:12.79)			
10	15	<b>MISHANI VOLTAGE</b>	5	67.2	0:10.90	1:12.12 [10]	0:57.95 [10]	0:47.05 [11]	0:35.90 [11]	0:24.35 [11]	0:12.58 [11]	6.18L	0:35.90	+3
		Raul Silvera Olivera		1000m	1000m	(0:14.17)	(0:10.90)	(0:11.15)	(0:11.55)	(0:11.77)	(0:12.58)			

Scratched: Southaven (#1), Gee Up (#3), Only One General (#8)

[ ] Ranking at each section and finish  
 -:-:- No data available at this section  
 NA No data available  
 SCN Saddle cloth number  
 DNF Did not finish  
 DNT Did not track



# Mackay QLD Professional

## Race 2: LADBROKES RACING CLUB QTIS Three-Year-Old Maiden Handicap - 1200m

14 November 2024 - 12:58



MACKAY TURF CLUB  
Ooralea Racecourse

Track Rating: Good 4, Weather: Fine, Rail Position: True

Section		Overall	1000m	800m	600m	400m	200m	Last 600m					
Field Times		1:11.07 (0:13.06)	0:58.01 (0:10.27)	0:47.74 (0:10.87)	0:36.87 (0:11.86)	0:25.01 (0:12.17)	0:12.84 (0:12.84)	0:36.87					
Rank	TAB Horse/Jockey	Barrier	Top Speed [km/h]	Fastest Section	Margin							Distance Travelled [m]	
11	9 SOCIAL CHANGE Michael Murphy	9	70.6 1000m	0:10.27 1000m	1:12.86 [11] (0:13.06)	0:59.80 [1] (0:10.27)	0:49.53 [1] (0:10.98)	0:38.55 [2] (0:11.92)	0:26.63 [2] (0:12.73)	0:13.90 [8] (0:13.90)	10.51L	0:38.55	-3
12	14 NOVEMBER FOAL Jackson Murphy	7	67.2 1000m	0:10.88 1000m	1:13.37 [12] (0:14.37)	0:59.00 [12] (0:10.88)	0:48.12 [12] (0:11.01)	0:37.11 [12] (0:11.66)	0:25.45 [12] (0:11.96)	0:13.49 [12] (0:13.49)	13.51L	0:37.11	-2

Scratched: Southaven (#1), Gee Up (#3), Only One General (#8)



Horse/Jockey Name	Woodstock Rock
Final Rank	1
Fastest Section Time (Section)	0:10.43 (1000m)
Top Speed [km/h] (Section)	70.5 (Overall)
Race State	Finished



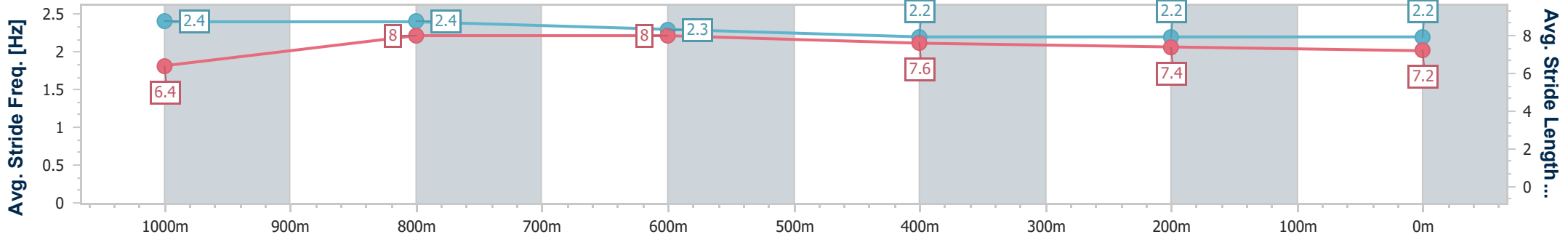
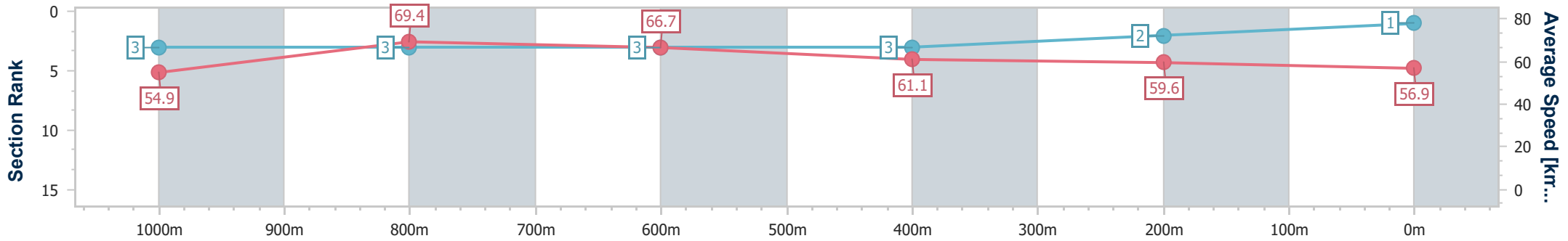
Mackay QLD Professional  
Race 2: LADBROKES RACING CLUB QTIS Three-Year-Old  
Maiden Handicap - 1200m



14 November 2024 - 12:58

Track Rating: Good 4, Weather: Fine, Rail Position: True

Section	Overall	1000m	800m	600m	400m	200m
Section Times	1:11.07 [1] (0:13.10)	0:57.97 [3] (0:10.43)	0:47.54 [3] (0:10.85)	0:36.69 [3] (0:11.90)	0:24.79 [3] (0:12.14)	0:12.65 [2] (0:12.65)
Average Speed [km/h]	54.9	69.4	66.7	61.1	59.6	56.9
Top Speed [km/h]	70.5	70.2	68.8	63.6	60.5	59.6
Avg. Dist. to Rail [m]	1.9	1.0	1.6	1.2	1.8	1.3
Avg. Stride Freq. [Hz]	2.4	2.4	2.3	2.2	2.2	2.2
Avg. Stride Length [m]	6.4	8.0	8.0	7.6	7.4	7.2



- [ ] Ranking at each section and finish
- .-.- No data available at this section
- NA No data available



Horse/Jockey Name	Care Taker
Final Rank	2
Fastest Section Time (Section)	0:10.69 (1000m)
Top Speed [km/h] (Section)	69.4 (1000m)
Race State	Finished

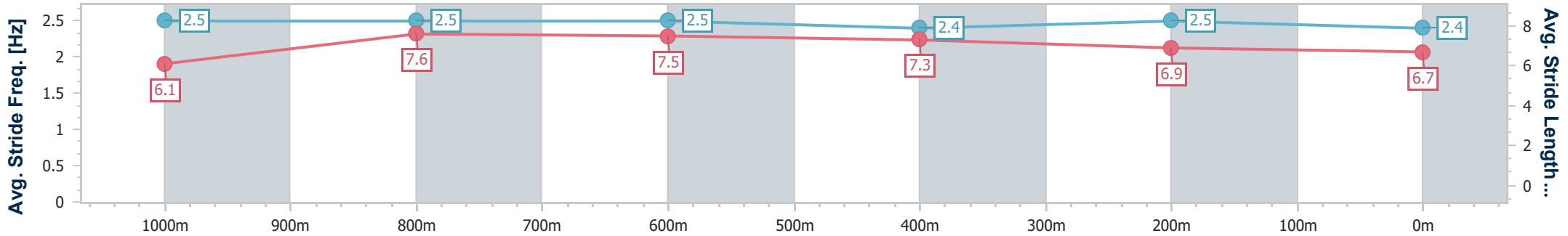
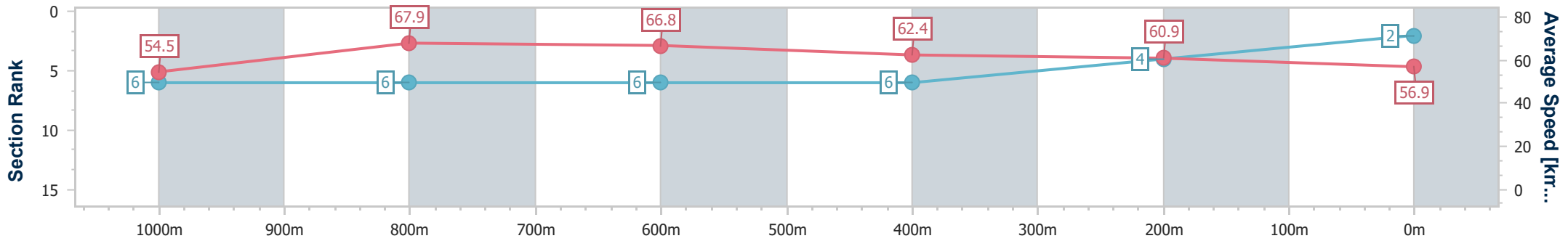


Mackay QLD Professional  
 Race 2: LADBROKES RACING CLUB QTIS Three-Year-Old  
 Maiden Handicap - 1200m  
 14 November 2024 - 12:58



Track Rating: Good 4, Weather: Fine, Rail Position: True

Section	Overall	1000m	800m	600m	400m	200m
Section Times	1:11.15 [2] (0:13.28)	0:57.87 [6] (0:10.69)	0:47.18 [6] (0:10.89)	0:36.29 [6] (0:11.74)	0:24.55 [6] (0:11.93)	0:12.62 [4] (0:12.62)
Average Speed [km/h]	54.5	67.9	66.8	62.4	60.9	56.9
Top Speed [km/h]	69.3	69.4	67.8	64.1	61.9	61.2
Avg. Dist. to Rail [m]	3.9	2.5	3.3	2.2	4.9	5.0
Avg. Stride Freq. [Hz]	2.5	2.5	2.5	2.4	2.5	2.4
Avg. Stride Length [m]	6.1	7.6	7.5	7.3	6.9	6.7



- [ ] Ranking at each section and finish
- .-.- No data available at this section
- NA No data available



Horse/Jockey Name	Chocmint
Final Rank	3
Fastest Section Time (Section)	0:10.54 (1000m)
Top Speed [km/h] (Section)	70.5 (Overall)
Race State	Finished



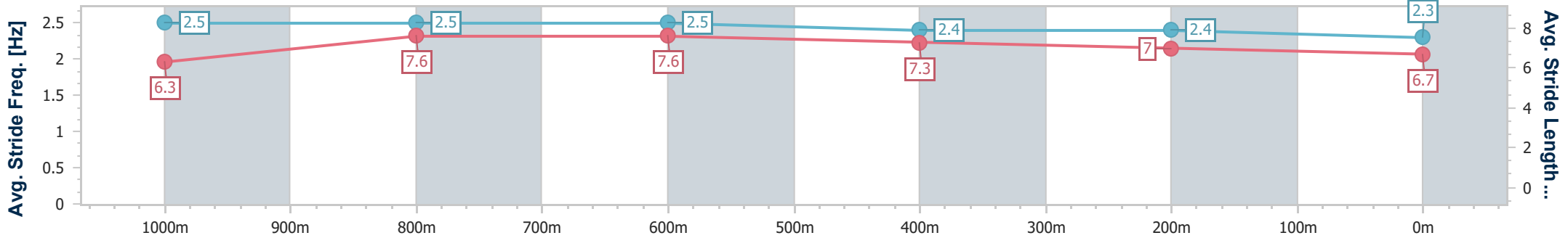
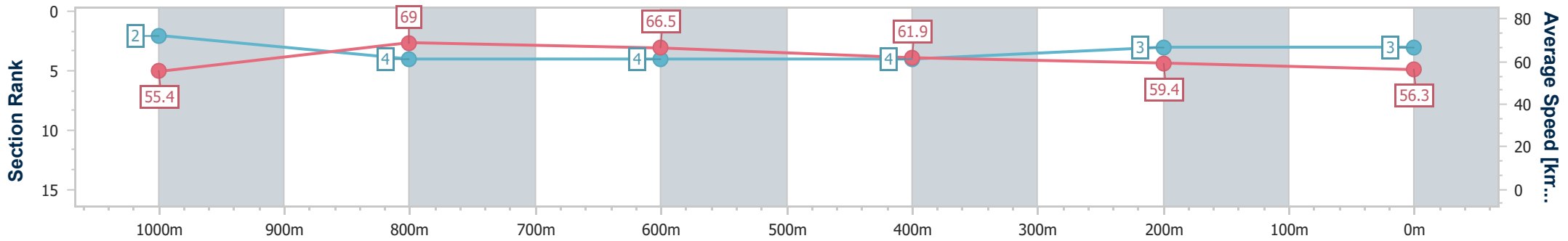
Mackay QLD Professional  
Race 2: LADBROKES RACING CLUB QTIS Three-Year-Old  
Maiden Handicap - 1200m



14 November 2024 - 12:58

Track Rating: Good 4, Weather: Fine, Rail Position: True

Section	Overall	1000m	800m	600m	400m	200m
Section Times	1:11.21 [3] (0:13.07)	0:58.14 [2] (0:10.54)	0:47.60 [4] (0:10.90)	0:36.70 [4] (0:11.81)	0:24.89 [4] (0:12.15)	0:12.74 [3] (0:12.74)
Average Speed [km/h]	55.4	69.0	66.5	61.9	59.4	56.3
Top Speed [km/h]	70.5	70.0	70.0	63.6	61.0	59.2
Avg. Dist. to Rail [m]	6.1	2.2	3.3	2.0	1.9	2.3
Avg. Stride Freq. [Hz]	2.5	2.5	2.5	2.4	2.4	2.3
Avg. Stride Length [m]	6.3	7.6	7.6	7.3	7.0	6.7



- [ ] Ranking at each section and finish
- .-.- No data available at this section
- NA No data available



Horse/Jockey Name	Badlifedecision
Final Rank	4
Fastest Section Time (Section)	0:10.60 (1000m)
Top Speed [km/h] (Section)	69.2 (1000m)
Race State	Finished

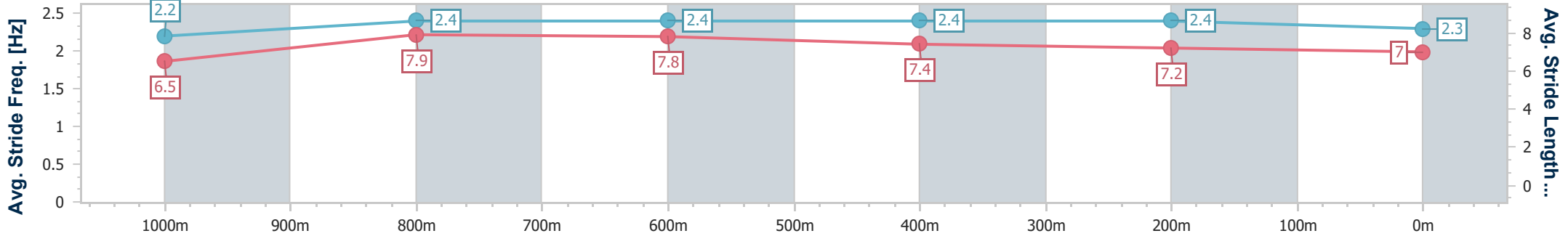
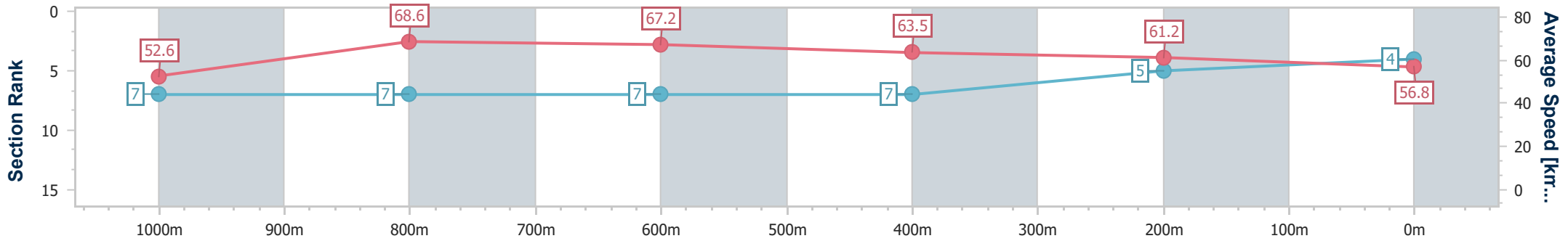


Mackay QLD Professional  
 Race 2: LADBROKES RACING CLUB QTIS Three-Year-Old  
 Maiden Handicap - 1200m  
 14 November 2024 - 12:58



Track Rating: Good 4, Weather: Fine, Rail Position: True

Section	Overall	1000m	800m	600m	400m	200m
Section Times	1:11.27 [4] (0:13.77)	0:57.50 [7] (0:10.60)	0:46.90 [7] (0:10.80)	0:36.10 [7] (0:11.56)	0:24.54 [7] (0:11.85)	0:12.69 [5] (0:12.69)
Average Speed [km/h]	52.6	68.6	67.2	63.5	61.2	56.8
Top Speed [km/h]	67.1	69.2	68.5	65.1	63.3	59.6
Avg. Dist. to Rail [m]	4.7	2.4	3.3	2.4	4.7	6.9
Avg. Stride Freq. [Hz]	2.2	2.4	2.4	2.4	2.4	2.3
Avg. Stride Length [m]	6.5	7.9	7.8	7.4	7.2	7.0



- [ ] Ranking at each section and finish
- .-.- No data available at this section
- NA No data available



Horse/Jockey Name	I'm Stellar
Final Rank	5
Fastest Section Time (Section)	0:10.19 (1000m)
Top Speed [km/h] (Section)	70.9 (1000m)
Race State	Finished



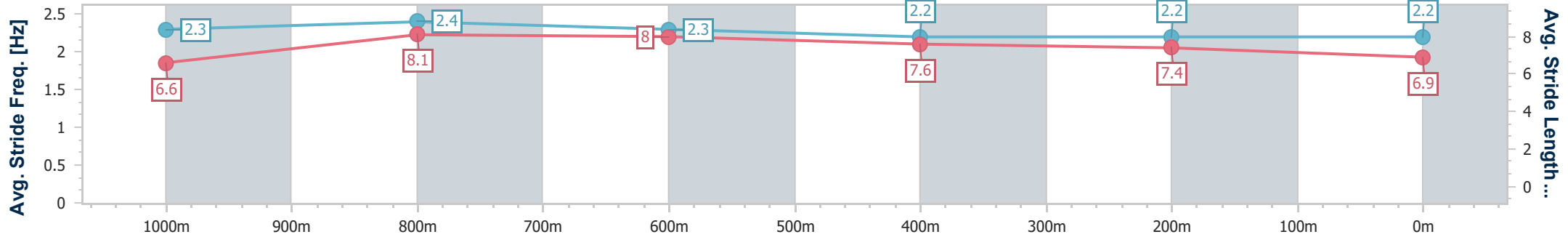
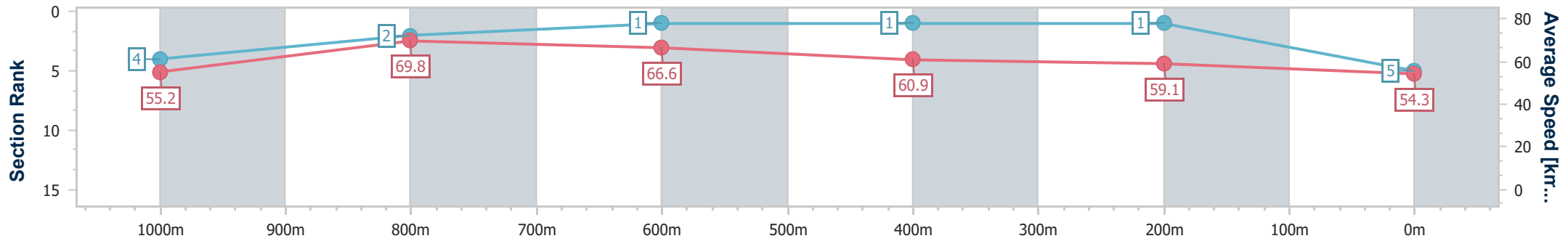
Mackay QLD Professional  
Race 2: LADBROKES RACING CLUB QTIS Three-Year-Old  
Maiden Handicap - 1200m



14 November 2024 - 12:58

Track Rating: Good 4, Weather: Fine, Rail Position: True

Section	Overall	1000m	800m	600m	400m	200m
Section Times	1:11.52 [5] (0:13.15)	0:58.37 [4] (0:10.19)	0:48.18 [2] (0:10.86)	0:37.32 [1] (0:11.86)	0:25.46 [1] (0:12.17)	0:13.29 [1] (0:13.29)
Average Speed [km/h]	55.2	69.8	66.6	60.9	59.1	54.3
Top Speed [km/h]	68.4	70.9	69.5	61.7	60.1	58.0
Avg. Dist. to Rail [m]	8.1	2.6	1.7	0.6	1.4	1.7
Avg. Stride Freq. [Hz]	2.3	2.4	2.3	2.2	2.2	2.2
Avg. Stride Length [m]	6.6	8.1	8.0	7.6	7.4	6.9



- [ ] Ranking at each section and finish
- .-.- No data available at this section
- NA No data available



Horse/Jockey Name	Travelling Sweet
Final Rank	6
Fastest Section Time (Section)	0:10.54 (1000m)
Top Speed [km/h] (Section)	69.9 (1000m)
Race State	Finished

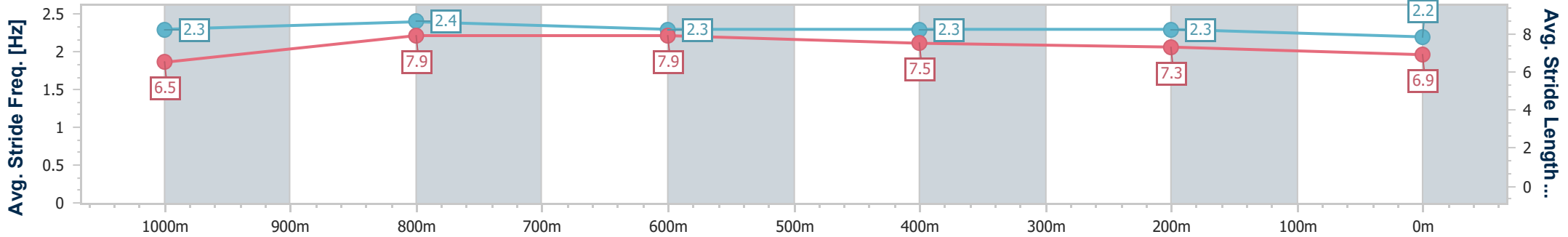
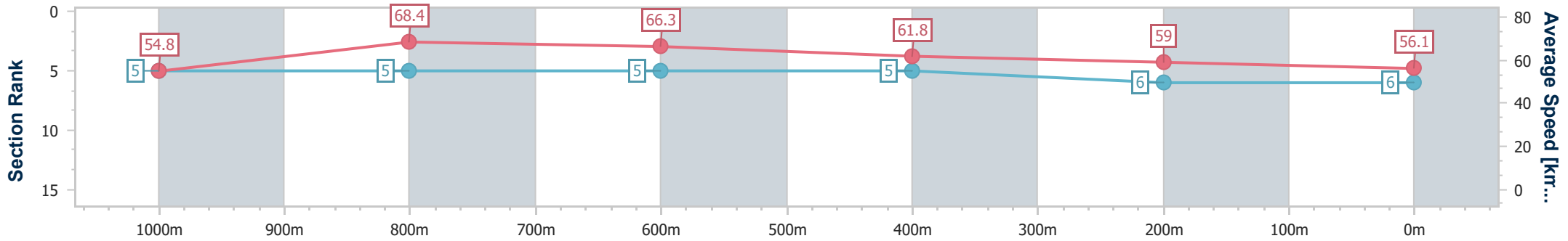


Mackay QLD Professional  
 Race 2: LADBROKES RACING CLUB QTIS Three-Year-Old  
 Maiden Handicap - 1200m  
 14 November 2024 - 12:58



Track Rating: Good 4, Weather: Fine, Rail Position: True

Section	Overall	1000m	800m	600m	400m	200m
Section Times	1:11.54 [6] (0:13.23)	0:58.31 [5] (0:10.54)	0:47.77 [5] (0:10.92)	0:36.85 [5] (0:11.76)	0:25.09 [5] (0:12.26)	0:12.83 [6] (0:12.83)
Average Speed [km/h]	54.8	68.4	66.3	61.8	59.0	56.1
Top Speed [km/h]	69.4	69.9	67.8	63.9	60.3	59.5
Avg. Dist. to Rail [m]	3.2	1.7	0.9	1.5	2.9	4.4
Avg. Stride Freq. [Hz]	2.3	2.4	2.3	2.3	2.3	2.2
Avg. Stride Length [m]	6.5	7.9	7.9	7.5	7.3	6.9



- [ ] Ranking at each section and finish
- .-.- No data available at this section
- NA No data available





Horse/Jockey Name	Mishani Opal
Final Rank	7
Fastest Section Time (Section)	0:10.60 (1000m)
Top Speed [km/h] (Section)	68.4 (1000m)
Race State	Finished

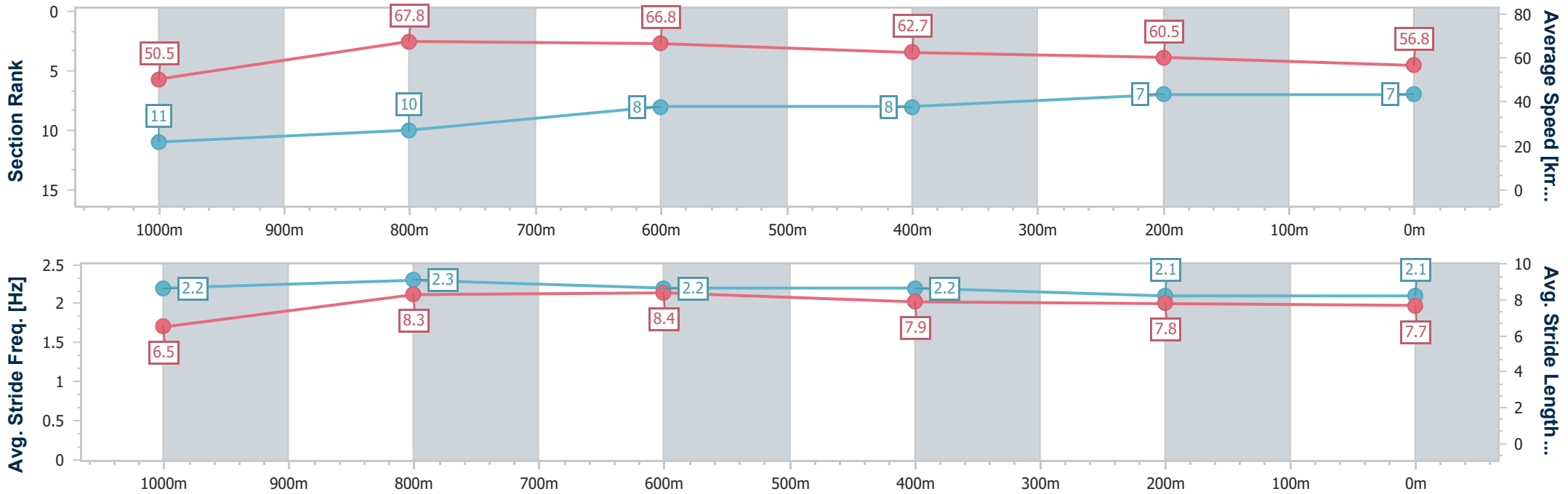


Mackay QLD Professional  
 Race 2: LADBROKES RACING CLUB QTIS Three-Year-Old  
 Maiden Handicap - 1200m  
 14 November 2024 - 12:58



Track Rating: Good 4, Weather: Fine, Rail Position: True

Section	Overall	1000m	800m	600m	400m	200m
Section Times	1:11.60 [7] (0:14.21)	0:57.39 [11] (0:10.60)	0:46.79 [10] (0:10.78)	0:36.01 [8] (0:11.48)	0:24.53 [8] (0:11.84)	0:12.69 [7] (0:12.69)
Average Speed [km/h]	50.5	67.8	66.8	62.7	60.5	56.8
Top Speed [km/h]	68.2	68.4	68.2	65.1	63.3	59.4
Avg. Dist. to Rail [m]	1.2	0.5	0.3	0.4	1.1	3.0
Avg. Stride Freq. [Hz]	2.2	2.3	2.2	2.2	2.1	2.1
Avg. Stride Length [m]	6.5	8.3	8.4	7.9	7.8	7.7



- [ ] Ranking at each section and finish
- .-.- No data available at this section
- NA No data available



Horse/Jockey Name	Mishani Talent
Final Rank	8
Fastest Section Time (Section)	0:10.78 (1000m)
Top Speed [km/h] (Section)	67.9 (1000m)
Race State	Finished



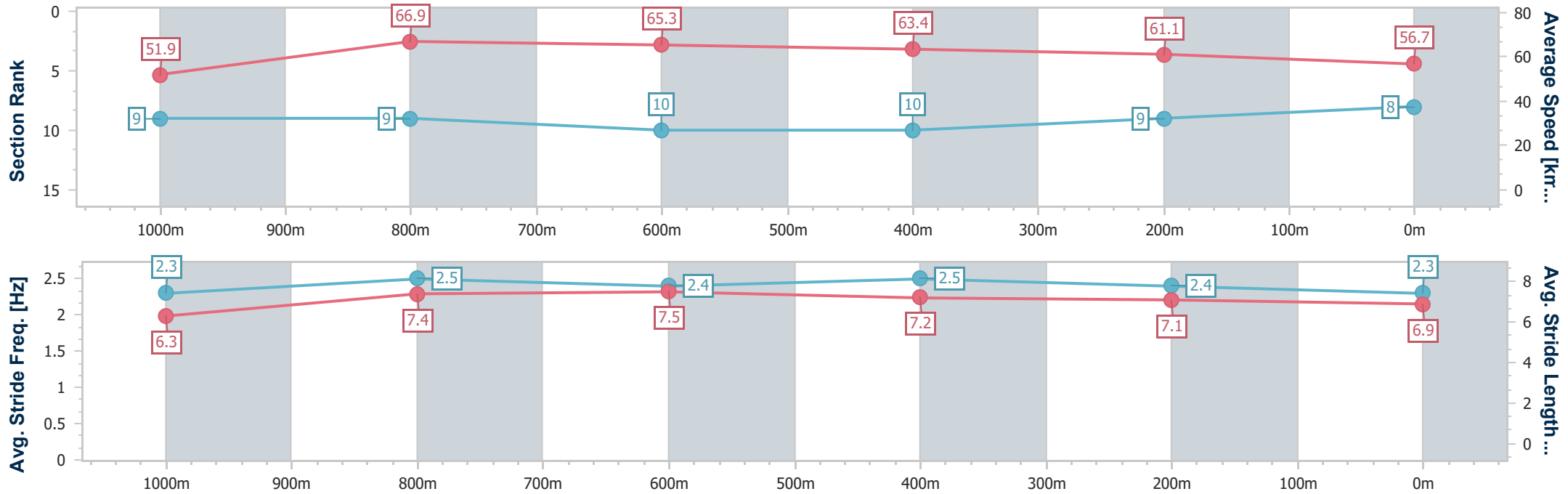
Mackay QLD Professional  
Race 2: LADBROKES RACING CLUB QTIS Three-Year-Old  
Maiden Handicap - 1200m



14 November 2024 - 12:58

Track Rating: Good 4, Weather: Fine, Rail Position: True

Section	Overall	1000m	800m	600m	400m	200m
Section Times	1:11.89 [8] (0:13.99)	0:57.90 [9] (0:10.78)	0:47.12 [9] (0:11.10)	0:36.02 [10] (0:11.50)	0:24.52 [10] (0:11.82)	0:12.70 [9] (0:12.70)
Average Speed [km/h]	51.9	66.9	65.3	63.4	61.1	56.7
Top Speed [km/h]	67.5	67.9	67.4	64.4	63.2	60.3
Avg. Dist. to Rail [m]	6.6	1.4	1.8	1.5	3.7	5.0
Avg. Stride Freq. [Hz]	2.3	2.5	2.4	2.5	2.4	2.3
Avg. Stride Length [m]	6.3	7.4	7.5	7.2	7.1	6.9



- [ ] Ranking at each section and finish
- .-.- No data available at this section
- NA No data available



Horse/Jockey Name	Markerink
Final Rank	9
Fastest Section Time (Section)	0:10.64 (1000m)
Top Speed [km/h] (Section)	69.2 (1000m)
Race State	Finished

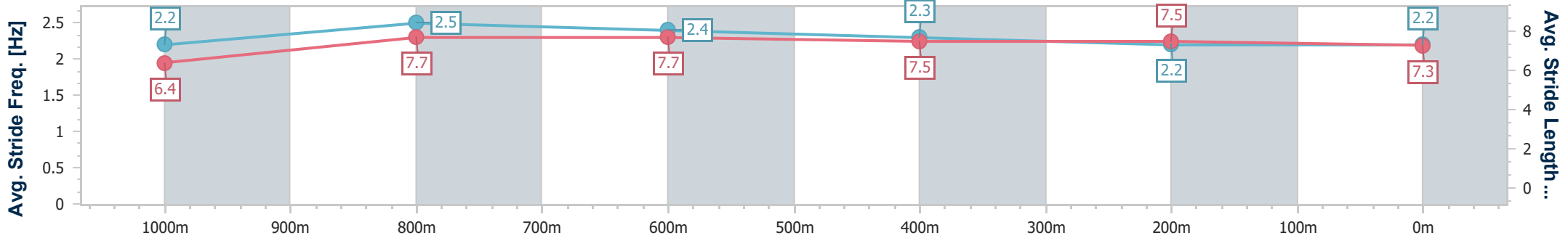
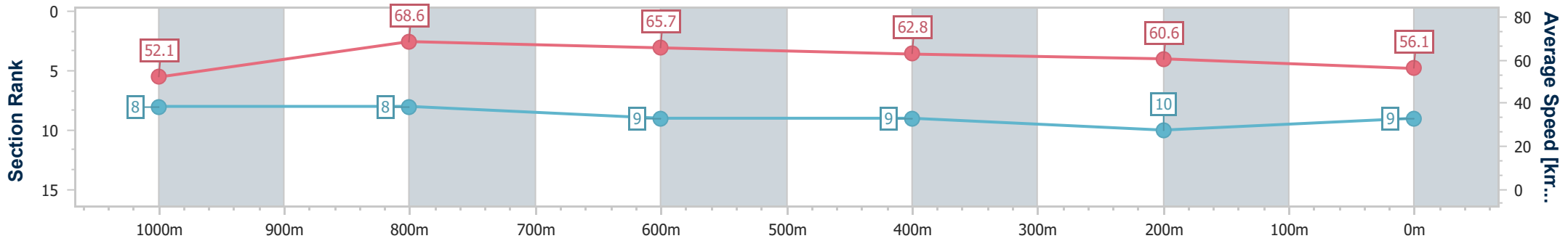


Mackay QLD Professional  
 Race 2: LADBROKES RACING CLUB QTIS Three-Year-Old  
 Maiden Handicap - 1200m  
 14 November 2024 - 12:58



Track Rating: Good 4, Weather: Fine, Rail Position: True

Section	Overall	1000m	800m	600m	400m	200m
Section Times	1:12.04 [9] (0:13.96)	0:58.08 [8] (0:10.64)	0:47.44 [8] (0:11.09)	0:36.35 [9] (0:11.63)	0:24.72 [9] (0:11.93)	0:12.79 [10] (0:12.79)
Average Speed [km/h]	52.1	68.6	65.7	62.8	60.6	56.1
Top Speed [km/h]	68.8	69.2	66.6	64.2	62.9	59.3
Avg. Dist. to Rail [m]	10.1	3.7	3.4	2.1	2.2	3.3
Avg. Stride Freq. [Hz]	2.2	2.5	2.4	2.3	2.2	2.2
Avg. Stride Length [m]	6.4	7.7	7.7	7.5	7.5	7.3



- [ ] Ranking at each section and finish
- .-.- No data available at this section
- NA No data available



Horse/Jockey Name	Mishani Voltage
Final Rank	10
Fastest Section Time (Section)	0:10.90 (1000m)
Top Speed [km/h] (Section)	67.2 (1000m)
Race State	Finished



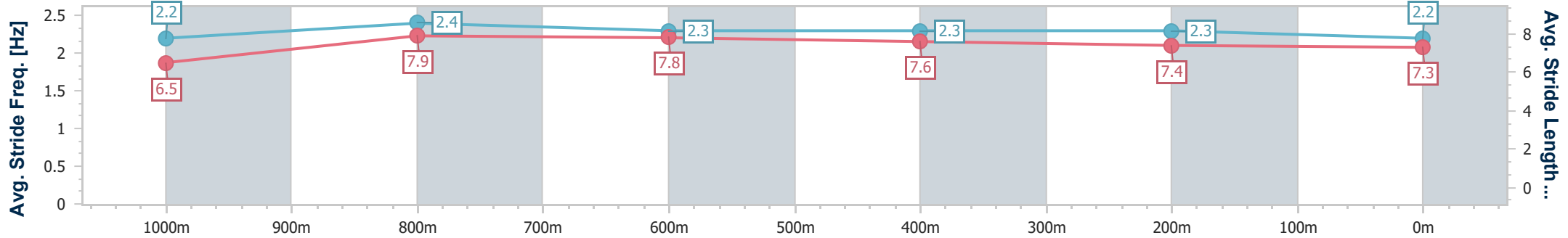
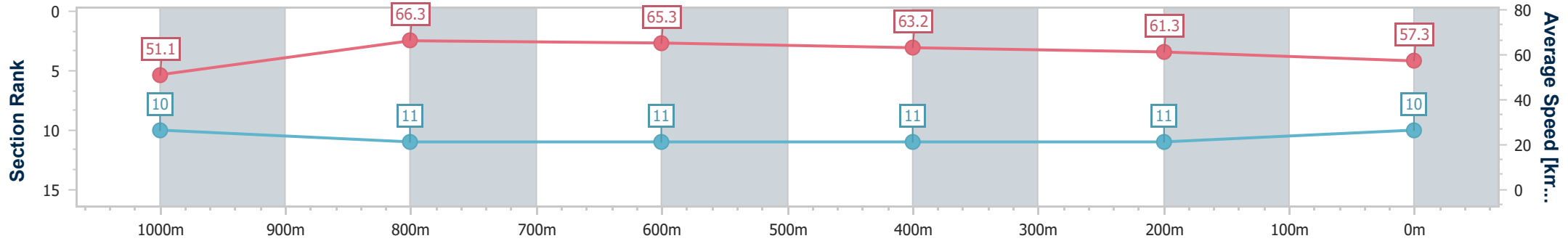
Mackay QLD Professional  
Race 2: LADBROKES RACING CLUB QTIS Three-Year-Old  
Maiden Handicap - 1200m



14 November 2024 - 12:58

Track Rating: Good 4, Weather: Fine, Rail Position: True

Section	Overall	1000m	800m	600m	400m	200m
Section Times	1:12.12 [10] (0:14.17)	0:57.95 [10] (0:10.90)	0:47.05 [11] (0:11.15)	0:35.90 [11] (0:11.55)	0:24.35 [11] (0:11.77)	0:12.58 [11] (0:12.58)
Average Speed [km/h]	51.1	66.3	65.3	63.2	61.3	57.3
Top Speed [km/h]	66.4	67.2	66.5	64.2	62.3	60.2
Avg. Dist. to Rail [m]	3.9	2.4	2.6	1.8	2.6	5.3
Avg. Stride Freq. [Hz]	2.2	2.4	2.3	2.3	2.3	2.2
Avg. Stride Length [m]	6.5	7.9	7.8	7.6	7.4	7.3



- [ ] Ranking at each section and finish
- .-.- No data available at this section
- NA No data available



Horse/Jockey Name	Social Change
Final Rank	11
Fastest Section Time (Section)	0:10.27 (1000m)
Top Speed [km/h] (Section)	70.6 (1000m)
Race State	Finished



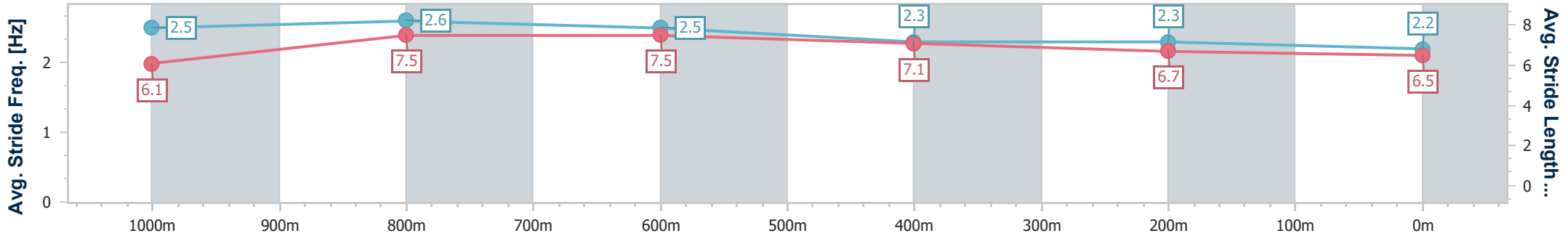
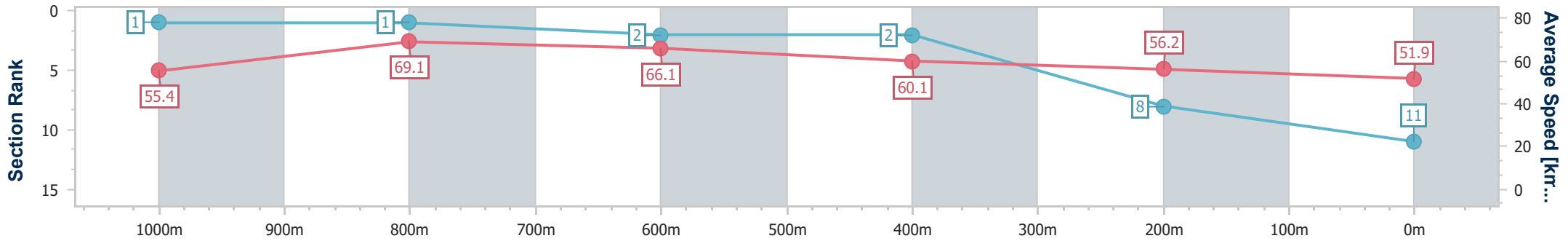
Mackay QLD Professional  
 Race 2: LADBROKES RACING CLUB QTIS Three-Year-Old  
 Maiden Handicap - 1200m



14 November 2024 - 12:58

Track Rating: Good 4, Weather: Fine, Rail Position: True

Section	Overall	1000m	800m	600m	400m	200m
Section Times	1:12.86 [11] (0:13.06)	0:59.80 [1] (0:10.27)	0:49.53 [1] (0:10.98)	0:38.55 [2] (0:11.92)	0:26.63 [2] (0:12.73)	0:13.90 [8] (0:13.90)
Average Speed [km/h]	55.4	69.1	66.1	60.1	56.2	51.9
Top Speed [km/h]	68.4	70.6	68.4	63.7	59.3	55.0
Avg. Dist. to Rail [m]	6.1	1.4	3.4	0.8	1.3	0.9
Avg. Stride Freq. [Hz]	2.5	2.6	2.5	2.3	2.3	2.2
Avg. Stride Length [m]	6.1	7.5	7.5	7.1	6.7	6.5



- [ ] Ranking at each section and finish
- .-.- No data available at this section
- NA No data available



Horse/Jockey Name	November Foal
Final Rank	12
Fastest Section Time (Section)	0:10.88 (1000m)
Top Speed [km/h] (Section)	67.2 (1000m)
Race State	Finished

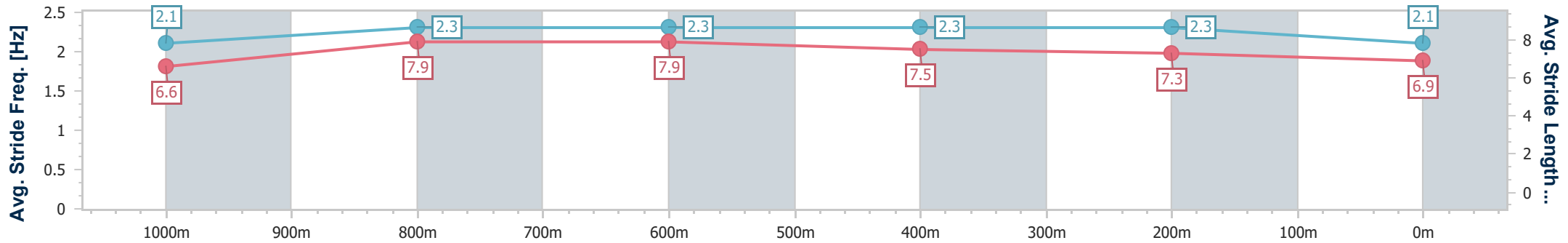
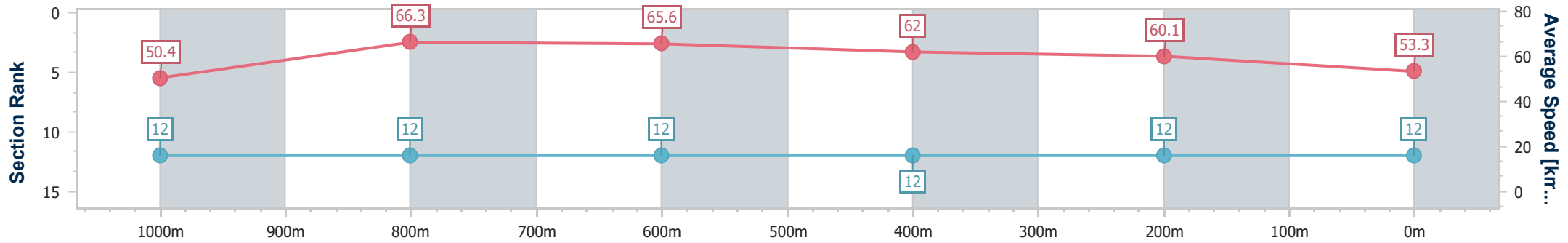


Mackay QLD Professional  
 Race 2: LADBROKES RACING CLUB QTIS Three-Year-Old  
 Maiden Handicap - 1200m  
 14 November 2024 - 12:58



Track Rating: Good 4, Weather: Fine, Rail Position: True

Section	Overall	1000m	800m	600m	400m	200m
Section Times	1:13.37 [12] (0:14.37)	0:59.00 [12] (0:10.88)	0:48.12 [12] (0:11.01)	0:37.11 [12] (0:11.66)	0:25.45 [12] (0:11.96)	0:13.49 [12] (0:13.49)
Average Speed [km/h]	50.4	66.3	65.6	62.0	60.1	53.3
Top Speed [km/h]	66.5	67.2	66.9	64.6	61.4	60.3
Avg. Dist. to Rail [m]	4.5	0.8	0.8	0.7	1.2	2.9
Avg. Stride Freq. [Hz]	2.1	2.3	2.3	2.3	2.3	2.1
Avg. Stride Length [m]	6.6	7.9	7.9	7.5	7.3	6.9



- [ ] Ranking at each section and finish
- .-.- No data available at this section
- NA No data available



Mackay QLD Professional  
 Race 3: BOOK FOR CHRISTMAS MEETING SATURDAY 14TH  
 DECEMBER Maiden Handicap - 1100m  
 14 November 2024 - 13:39



MACKAY TURF CLUB  
 Ooralea Racecourse

Track Rating: Good 4, Weather: Fine, Rail Position: True

Section												Last 600m		
Field Times												0:35.89		
	Overall	1000m	800m	600m	400m	200m								
	1:04.85 (0:07.68)	0:57.17 (0:10.52)	0:46.65 (0:10.76)	0:35.89 (0:11.60)	0:24.29 (0:11.84)	0:12.45 (0:12.45)								
Rank	TAB	Horse/Jockey	Barrier	Top Speed [km/h]	Fastest Section							Margin	Distance Travelled [m]	
1	4	LOVES AFFECTION	8	70.6	0:07.68	1:04.85 [1]	0:57.17 [1]	0:46.65 [1]	0:35.89 [1]	0:24.29 [1]	0:12.45 [1]	1:04.85	0:35.89	
		Pietro Romeo		1000m	Overall	(0:07.68)	(0:10.52)	(0:10.76)	(0:11.60)	(0:11.84)	(0:12.45)			
2	7	LADY DE VEGA	9	66.9	0:07.98	1:04.95 [2]	0:56.97 [7]	0:45.95 [7]	0:34.93 [7]	0:23.54 [7]	0:12.09 [2]	0.59L	0:34.93	+2
		Sean Cormack		800m	Overall	(0:07.98)	(0:11.02)	(0:11.02)	(0:11.39)	(0:11.45)	(0:12.09)			
3	11	OHMIKKIUSOFINE	4	70.5	0:07.94	1:05.53 [3]	0:57.59 [6]	0:47.01 [4]	0:36.23 [3]	0:24.65 [3]	0:12.66 [3]	4.02L	0:36.23	+5
		Nathan Thomas		1000m	Overall	(0:07.94)	(0:10.58)	(0:10.78)	(0:11.58)	(0:11.99)	(0:12.66)			
4	5	JOHN'S ROAD	3	67.3	0:07.92	1:05.62 [4]	0:57.70 [5]	0:46.76 [6]	0:35.88 [5]	0:24.48 [6]	0:12.54 [7]	4.56L	0:35.88	-4
		McKenzie Apel		800m	Overall	(0:07.92)	(0:10.94)	(0:10.88)	(0:11.40)	(0:11.94)	(0:12.54)			
5	1	CAMILLATHECHICKEN	11	67.7	0:08.08	1:05.63 [5]	0:57.55 [8]	0:46.56 [8]	0:35.56 [8]	0:24.04 [8]	0:12.19 [10]	4.59L	0:35.56	+6
		Leah Martyn		1000m	Overall	(0:08.08)	(0:10.99)	(0:11.00)	(0:11.52)	(0:11.85)	(0:12.19)			
6	12	THREDBO	12	67.3	0:08.12	1:05.64 [6]	0:57.52 [10]	0:46.37 [10]	0:35.38 [10]	0:23.97 [9]	0:12.21 [9]	4.65L	0:35.38	+6
		Justin Stanley		1000m	Overall	(0:08.12)	(0:11.15)	(0:10.99)	(0:11.41)	(0:11.76)	(0:12.21)			
7	8	ENUFF STOP IT	2	69.1	0:07.78	1:05.66 [7]	0:57.88 [3]	0:47.16 [3]	0:36.29 [4]	0:24.68 [4]	0:12.65 [5]	4.81L	0:36.29	-4
		Isabella Teh		1000m	Overall	(0:07.78)	(0:10.72)	(0:10.87)	(0:11.61)	(0:12.03)	(0:12.65)			
8	6	FRUIT TINGLE	6	66.9	0:08.30	1:05.96 [8]	0:57.66 [11]	0:46.45 [11]	0:35.40 [11]	0:24.05 [11]	0:12.54 [8]	6.52L	0:35.40	-5
		Amy Graham		800m	Overall	(0:08.30)	(0:11.21)	(0:11.05)	(0:11.35)	(0:11.51)	(0:12.54)			
9	3	OUR ROSA ROSSA	5	67.4	0:08.08	1:05.99 [9]	0:57.91 [9]	0:46.90 [9]	0:35.80 [9]	0:24.16 [10]	0:12.39 [11]	6.71L	0:35.80	-2
		Raul Silvera Olivera		1000m	Overall	(0:08.08)	(0:11.01)	(0:11.10)	(0:11.64)	(0:11.77)	(0:12.39)			
10	9	HEAD BEE	7	67.3	0:07.78	1:05.99 [10]	0:58.21 [4]	0:47.17 [5]	0:36.24 [6]	0:24.87 [5]	0:12.98 [6]	6.75L	0:36.24	+2
		Adam Sewell		1000m	Overall	(0:07.78)	(0:11.04)	(0:10.93)	(0:11.37)	(0:11.89)	(0:12.98)			

Scratched: The General Talks (#2)

[ ] Ranking at each section and finish  
 -:-:- No data available at this section  
 NA No data available

SCN Saddle cloth number  
 DNF Did not finish  
 DNT Did not track



**Mackay QLD Professional**  
**Race 3: BOOK FOR CHRISTMAS MEETING SATURDAY 14TH**  
**DECEMBER Maiden Handicap - 1100m**  
**14 November 2024 - 13:39**



MACKAY TURF CLUB  
 Ooralea Racecourse

Track Rating: Good 4, Weather: Fine, Rail Position: True

Section	Overall	1000m	800m	600m	400m	200m	Last 600m
Field Times	1:04.85 (0:07.68)	0:57.17 (0:10.52)	0:46.65 (0:10.76)	0:35.89 (0:11.60)	0:24.29 (0:11.84)	0:12.45 (0:12.45)	0:35.89

Rank	TAB	Horse/Jockey	Barrier	Top Speed [km/h]	Fastest Section	Margin	Distance Travelled [m]
11	10	MISSIN' DE QUO	10	70.4	0:07.77	11.29L	+0
		Jackson Murphy		1000m	Overall		

Scratched: The General Talks (#2)

[ ] Ranking at each section and finish  
 -:-:- No data available at this section  
 NA No data available

SCN Saddle cloth number  
 DNF Did not finish  
 DNT Did not track





Horse/Jockey Name	Loves Affection
Final Rank	1
Fastest Section Time (Section)	0:07.68 (Overall)
Top Speed [km/h] (Section)	70.6 (1000m)
Race State	Finished



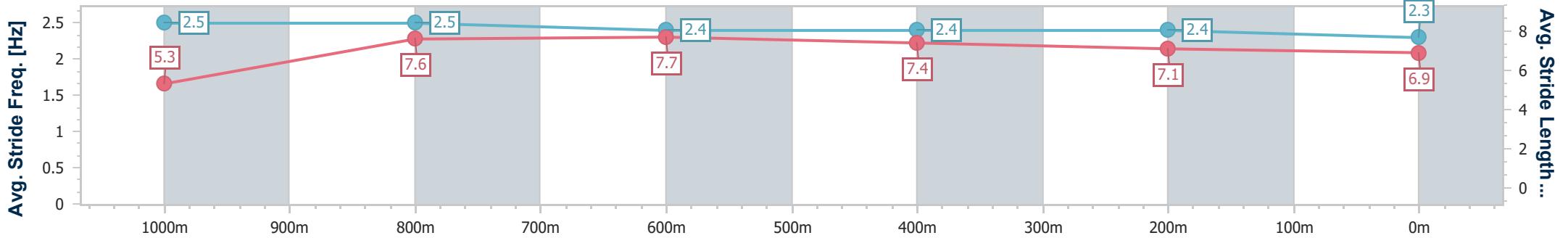
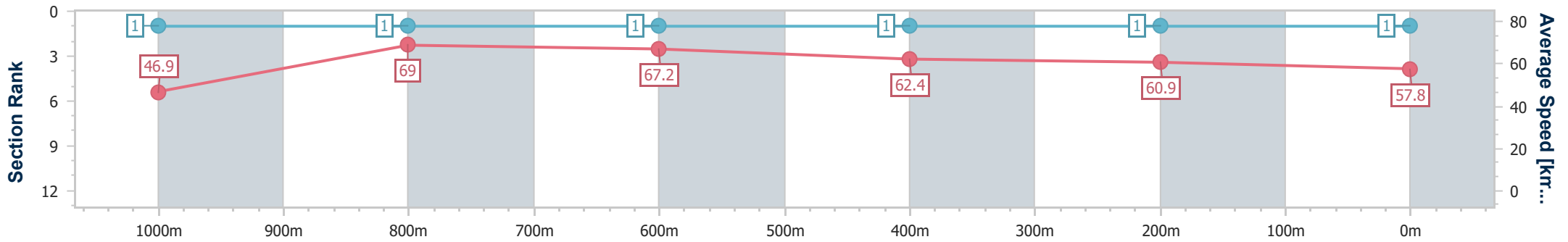
Mackay QLD Professional  
 Race 3: BOOK FOR CHRISTMAS MEETING SATURDAY 14TH  
 DECEMBER Maiden Handicap - 1100m



14 November 2024 - 13:39

Track Rating: Good 4, Weather: Fine, Rail Position: True

Section	Overall	1000m	800m	600m	400m	200m
Section Times	1:04.85 [1] (0:07.68)	0:57.17 [1] (0:10.52)	0:46.65 [1] (0:10.76)	0:35.89 [1] (0:11.60)	0:24.29 [1] (0:11.84)	0:12.45 [1] (0:12.45)
Average Speed [km/h]	46.9	69.0	67.2	62.4	60.9	57.8
Top Speed [km/h]	65.5	70.6	69.0	65.1	61.6	61.0
Avg. Dist. to Rail [m]	8.6	2.1	1.3	0.7	0.5	0.8
Avg. Stride Freq. [Hz]	2.5	2.5	2.4	2.4	2.4	2.3
Avg. Stride Length [m]	5.3	7.6	7.7	7.4	7.1	6.9



- [ ] Ranking at each section and finish
- .-.- No data available at this section
- NA No data available



Horse/Jockey Name	Lady De Vega
Final Rank	2
Fastest Section Time (Section)	0:07.98 (Overall)
Top Speed [km/h] (Section)	66.9 (800m)
Race State	Finished



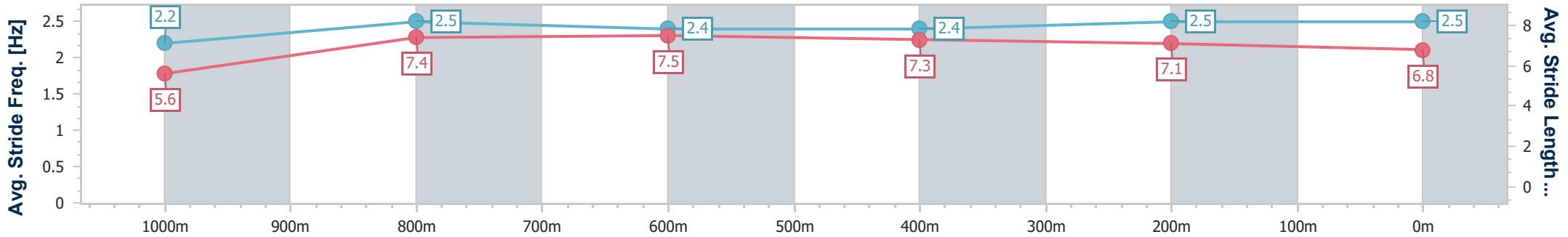
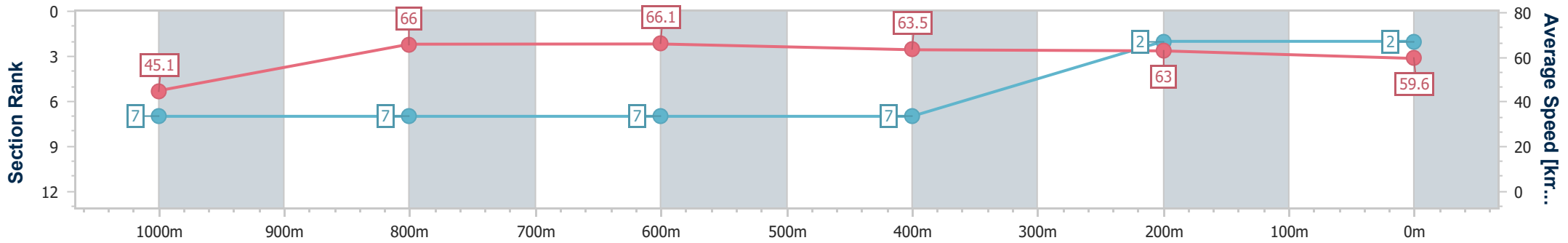
Mackay QLD Professional  
 Race 3: BOOK FOR CHRISTMAS MEETING SATURDAY 14TH  
 DECEMBER Maiden Handicap - 1100m



14 November 2024 - 13:39

Track Rating: Good 4, Weather: Fine, Rail Position: True

Section	Overall	1000m	800m	600m	400m	200m
Section Times	1:04.95 [2] (0:07.98)	0:56.97 [7] (0:11.02)	0:45.95 [7] (0:11.02)	0:34.93 [7] (0:11.39)	0:23.54 [7] (0:11.45)	0:12.09 [2] (0:12.09)
Average Speed [km/h]	45.1	66.0	66.1	63.5	63.0	59.6
Top Speed [km/h]	64.4	66.7	66.9	64.9	64.5	62.5
Avg. Dist. to Rail [m]	9.3	4.2	2.6	0.9	2.7	3.6
Avg. Stride Freq. [Hz]	2.2	2.5	2.4	2.4	2.5	2.5
Avg. Stride Length [m]	5.6	7.4	7.5	7.3	7.1	6.8



- [ ] Ranking at each section and finish
- .-.- No data available at this section
- NA No data available



Horse/Jockey Name	Ohmikkiosfine
Final Rank	3
Fastest Section Time (Section)	0:07.94 (Overall)
Top Speed [km/h] (Section)	70.5 (1000m)
Race State	Finished



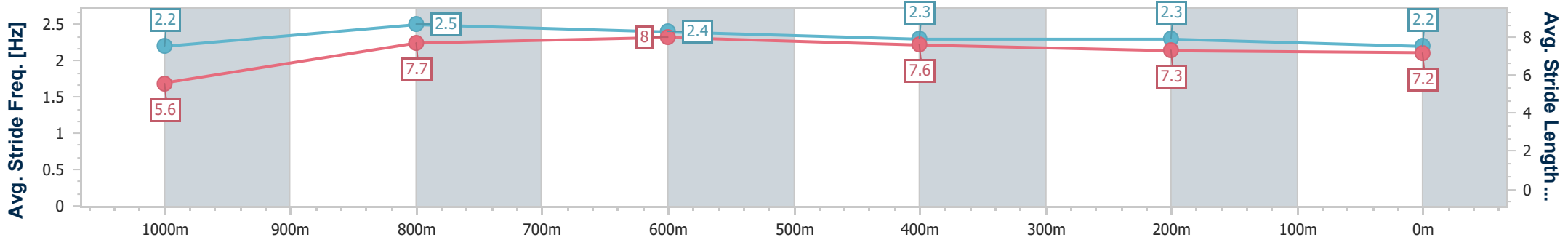
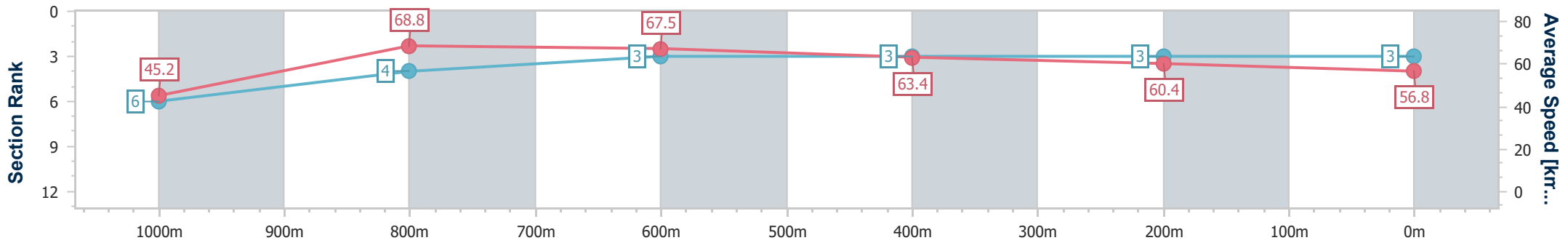
Mackay QLD Professional  
 Race 3: BOOK FOR CHRISTMAS MEETING SATURDAY 14TH  
 DECEMBER Maiden Handicap - 1100m



14 November 2024 - 13:39

Track Rating: Good 4, Weather: Fine, Rail Position: True

Section	Overall	1000m	800m	600m	400m	200m
Section Times	1:05.53 [3] (0:07.94)	0:57.59 [6] (0:10.58)	0:47.01 [4] (0:10.78)	0:36.23 [3] (0:11.58)	0:24.65 [3] (0:11.99)	0:12.66 [3] (0:12.66)
Average Speed [km/h]	45.2	68.8	67.5	63.4	60.4	56.8
Top Speed [km/h]	64.8	70.5	70.1	65.5	61.4	59.5
Avg. Dist. to Rail [m]	4.3	2.8	3.6	2.4	3.2	2.8
Avg. Stride Freq. [Hz]	2.2	2.5	2.4	2.3	2.3	2.2
Avg. Stride Length [m]	5.6	7.7	8.0	7.6	7.3	7.2



- [ ] Ranking at each section and finish
- .-.- No data available at this section
- NA No data available



Horse/Jockey Name	John's Road
Final Rank	4
Fastest Section Time (Section)	0:07.92 (Overall)
Top Speed [km/h] (Section)	67.3 (800m)
Race State	Finished



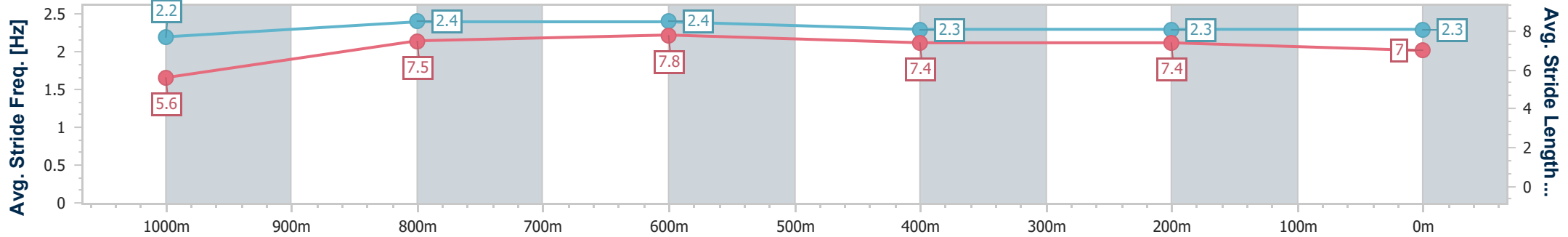
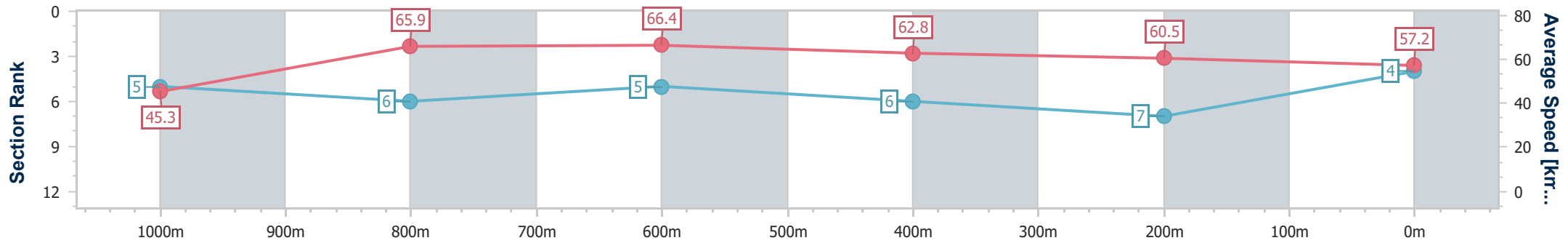
Mackay QLD Professional  
 Race 3: BOOK FOR CHRISTMAS MEETING SATURDAY 14TH  
 DECEMBER Maiden Handicap - 1100m



14 November 2024 - 13:39

Track Rating: Good 4, Weather: Fine, Rail Position: True

Section	Overall	1000m	800m	600m	400m	200m
Section Times	1:05.62 [4] (0:07.92)	0:57.70 [5] (0:10.94)	0:46.76 [6] (0:10.88)	0:35.88 [5] (0:11.40)	0:24.48 [6] (0:11.94)	0:12.54 [7] (0:12.54)
Average Speed [km/h]	45.3	65.9	66.4	62.8	60.5	57.2
Top Speed [km/h]	45.5	66.9	67.3	66.7	63.1	60.7
Avg. Dist. to Rail [m]	3.8	0.9	0.2	0.9	1.9	3.3
Avg. Stride Freq. [Hz]	2.2	2.4	2.4	2.3	2.3	2.3
Avg. Stride Length [m]	5.6	7.5	7.8	7.4	7.4	7.0



- [ ] Ranking at each section and finish
- .-.- No data available at this section
- NA No data available



Horse/Jockey Name	Camillathechicken
Final Rank	5
Fastest Section Time (Section)	0:08.08 (Overall)
Top Speed [km/h] (Section)	67.7 (1000m)
Race State	Finished



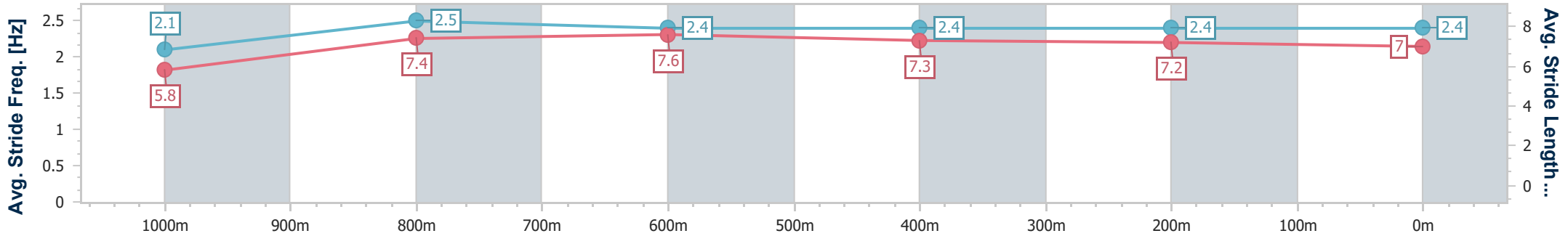
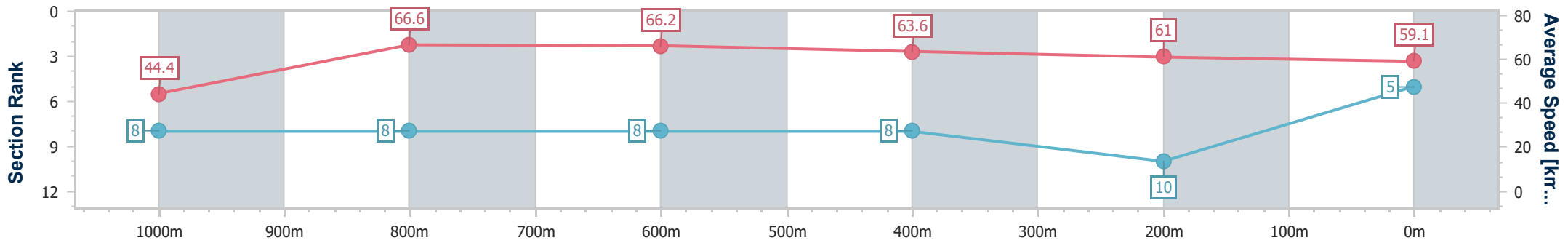
Mackay QLD Professional  
 Race 3: BOOK FOR CHRISTMAS MEETING SATURDAY 14TH  
 DECEMBER Maiden Handicap - 1100m



14 November 2024 - 13:39

Track Rating: Good 4, Weather: Fine, Rail Position: True

Section	Overall	1000m	800m	600m	400m	200m
Section Times	1:05.63 [5] (0:08.08)	0:57.55 [8] (0:10.99)	0:46.56 [8] (0:11.00)	0:35.56 [8] (0:11.52)	0:24.04 [8] (0:11.85)	0:12.19 [10] (0:12.19)
Average Speed [km/h]	44.4	66.6	66.2	63.6	61.0	59.1
Top Speed [km/h]	62.8	67.7	67.5	65.7	62.0	61.3
Avg. Dist. to Rail [m]	10.5	5.3	3.5	2.6	2.5	4.5
Avg. Stride Freq. [Hz]	2.1	2.5	2.4	2.4	2.4	2.4
Avg. Stride Length [m]	5.8	7.4	7.6	7.3	7.2	7.0



- [ ] Ranking at each section and finish
- .-.- No data available at this section
- NA No data available



Horse/Jockey Name	Thredbo
Final Rank	6
Fastest Section Time (Section)	0:08.12 (Overall)
Top Speed [km/h] (Section)	67.3 (1000m)
Race State	Finished



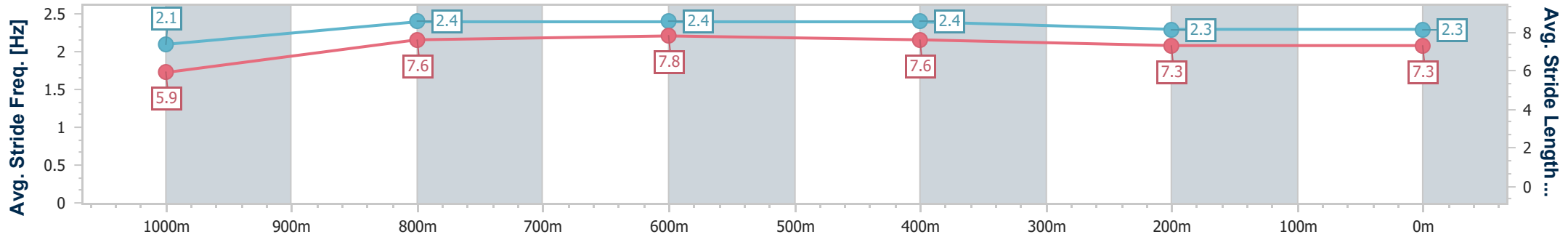
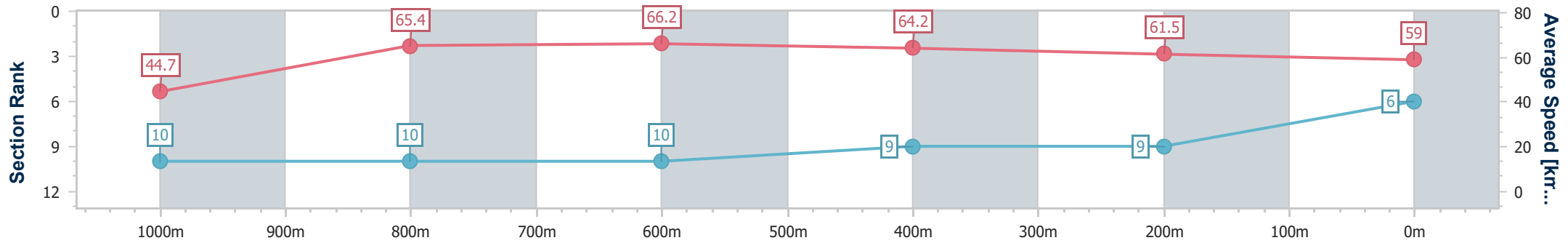
Mackay QLD Professional  
 Race 3: BOOK FOR CHRISTMAS MEETING SATURDAY 14TH  
 DECEMBER Maiden Handicap - 1100m



14 November 2024 - 13:39

Track Rating: Good 4, Weather: Fine, Rail Position: True

Section	Overall	1000m	800m	600m	400m	200m
Section Times	1:05.64 [6] (0:08.12)	0:57.52 [10] (0:11.15)	0:46.37 [10] (0:10.99)	0:35.38 [10] (0:11.41)	0:23.97 [9] (0:11.76)	0:12.21 [9] (0:12.21)
Average Speed [km/h]	44.7	65.4	66.2	64.2	61.5	59.0
Top Speed [km/h]	61.6	67.3	66.8	66.5	62.6	61.0
Avg. Dist. to Rail [m]	11.9	5.2	2.3	2.2	3.7	6.2
Avg. Stride Freq. [Hz]	2.1	2.4	2.4	2.4	2.3	2.3
Avg. Stride Length [m]	5.9	7.6	7.8	7.6	7.3	7.3



- [ ] Ranking at each section and finish
- .-.- No data available at this section
- NA No data available



Horse/Jockey Name	Enuff Stop It
Final Rank	7
Fastest Section Time (Section)	0:07.78 (Overall)
Top Speed [km/h] (Section)	69.1 (1000m)
Race State	Finished



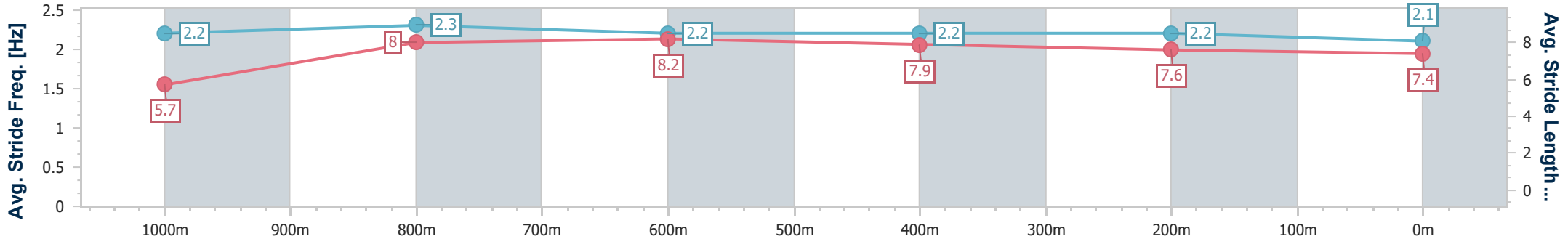
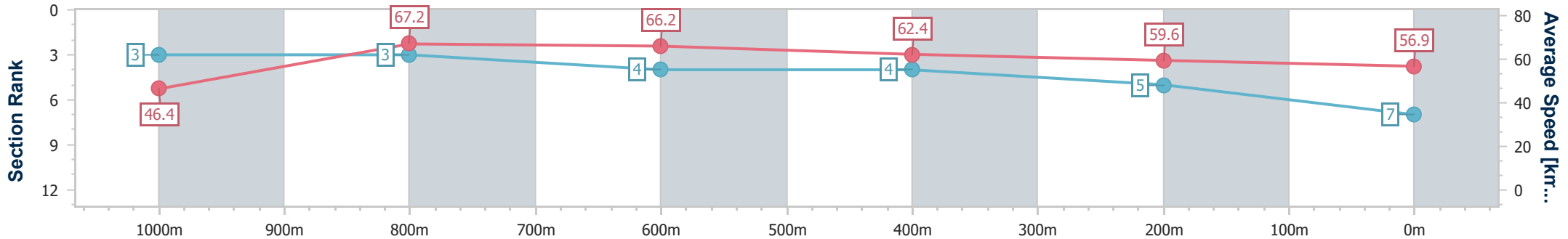
Mackay QLD Professional  
 Race 3: BOOK FOR CHRISTMAS MEETING SATURDAY 14TH  
 DECEMBER Maiden Handicap - 1100m



14 November 2024 - 13:39

Track Rating: Good 4, Weather: Fine, Rail Position: True

Section	Overall	1000m	800m	600m	400m	200m
Section Times	1:05.66 [7] (0:07.78)	0:57.88 [3] (0:10.72)	0:47.16 [3] (0:10.87)	0:36.29 [4] (0:11.61)	0:24.68 [4] (0:12.03)	0:12.65 [5] (0:12.65)
Average Speed [km/h]	46.4	67.2	66.2	62.4	59.6	56.9
Top Speed [km/h]	62.8	69.1	68.4	65.0	60.8	60.0
Avg. Dist. to Rail [m]	2.6	0.5	0.5	0.5	0.8	1.1
Avg. Stride Freq. [Hz]	2.2	2.3	2.2	2.2	2.2	2.1
Avg. Stride Length [m]	5.7	8.0	8.2	7.9	7.6	7.4



- [ ] Ranking at each section and finish
- .-.- No data available at this section
- NA No data available



Horse/Jockey Name	Fruit Tingle
Final Rank	8
Fastest Section Time (Section)	0:08.30 (Overall)
Top Speed [km/h] (Section)	66.9 (800m)
Race State	Finished



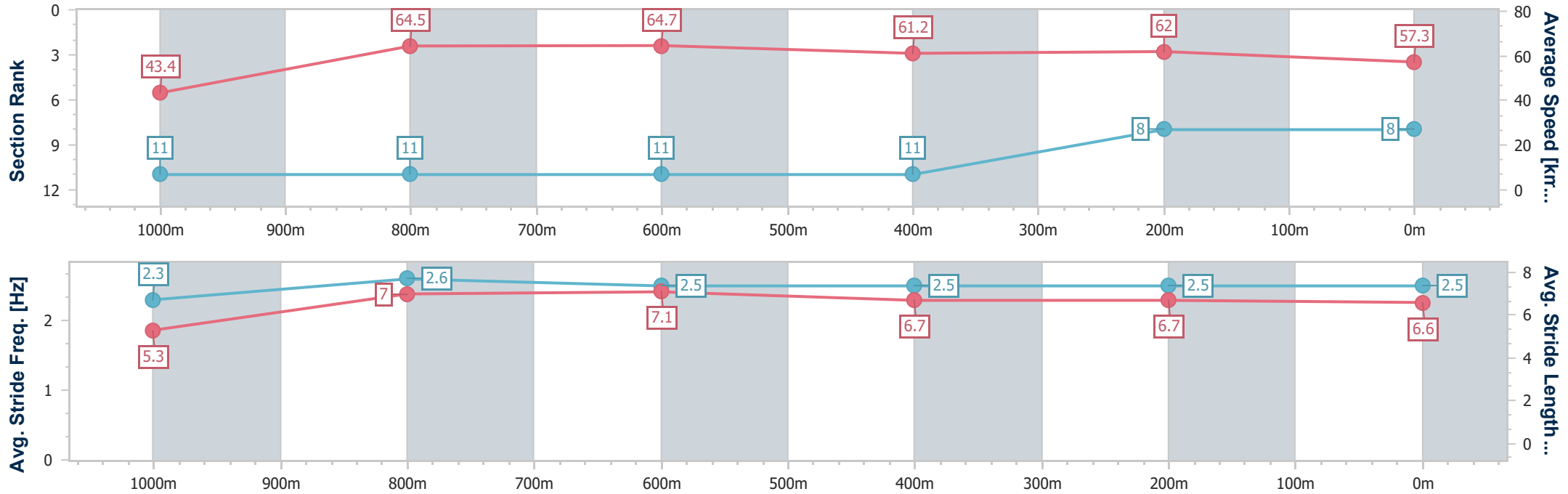
Mackay QLD Professional  
 Race 3: BOOK FOR CHRISTMAS MEETING SATURDAY 14TH  
 DECEMBER Maiden Handicap - 1100m



14 November 2024 - 13:39

Track Rating: Good 4, Weather: Fine, Rail Position: True

Section	Overall	1000m	800m	600m	400m	200m
Section Times	1:05.96 [8] (0:08.30)	0:57.66 [11] (0:11.21)	0:46.45 [11] (0:11.05)	0:35.40 [11] (0:11.35)	0:24.05 [11] (0:11.51)	0:12.54 [8] (0:12.54)
Average Speed [km/h]	43.4	64.5	64.7	61.2	62.0	57.3
Top Speed [km/h]	59.8	66.0	66.9	62.8	63.0	61.3
Avg. Dist. to Rail [m]	7.1	1.7	2.2	4.2	2.7	1.4
Avg. Stride Freq. [Hz]	2.3	2.6	2.5	2.5	2.5	2.5
Avg. Stride Length [m]	5.3	7.0	7.1	6.7	6.7	6.6



- [ ] Ranking at each section and finish
- .-.- No data available at this section
- NA No data available





Horse/Jockey Name	Our Rosa Rossa
Final Rank	9
Fastest Section Time (Section)	0:08.08 (Overall)
Top Speed [km/h] (Section)	67.4 (1000m)
Race State	Finished



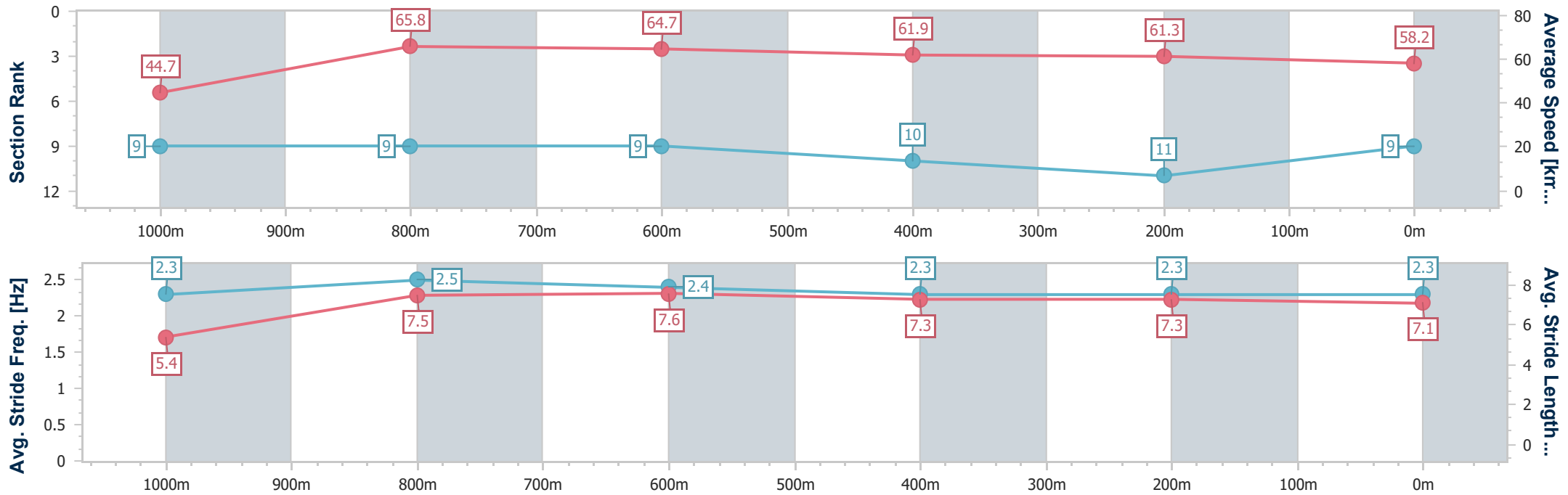
Mackay QLD Professional  
 Race 3: BOOK FOR CHRISTMAS MEETING SATURDAY 14TH  
 DECEMBER Maiden Handicap - 1100m



14 November 2024 - 13:39

Track Rating: Good 4, Weather: Fine, Rail Position: True

Section	Overall	1000m	800m	600m	400m	200m
Section Times	1:05.99 [9] (0:08.08)	0:57.91 [9] (0:11.01)	0:46.90 [9] (0:11.10)	0:35.80 [9] (0:11.64)	0:24.16 [10] (0:11.77)	0:12.39 [11] (0:12.39)
Average Speed [km/h]	44.7	65.8	64.7	61.9	61.3	58.2
Top Speed [km/h]	63.1	67.4	67.0	65.3	61.9	61.2
Avg. Dist. to Rail [m]	6.1	2.1	0.4	0.5	1.4	2.2
Avg. Stride Freq. [Hz]	2.3	2.5	2.4	2.3	2.3	2.3
Avg. Stride Length [m]	5.4	7.5	7.6	7.3	7.3	7.1



- [ ] Ranking at each section and finish
- .-.- No data available at this section
- NA No data available



Horse/Jockey Name	Head Bee
Final Rank	10
Fastest Section Time (Section)	0:07.78 (Overall)
Top Speed [km/h] (Section)	67.3 (1000m)
Race State	Finished



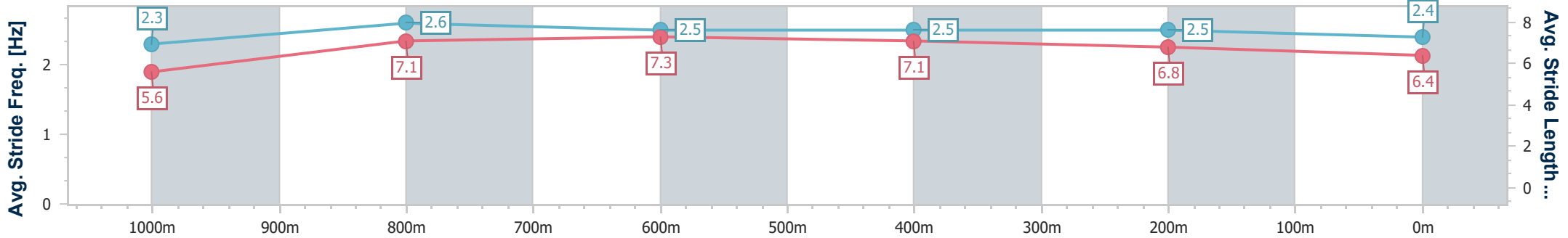
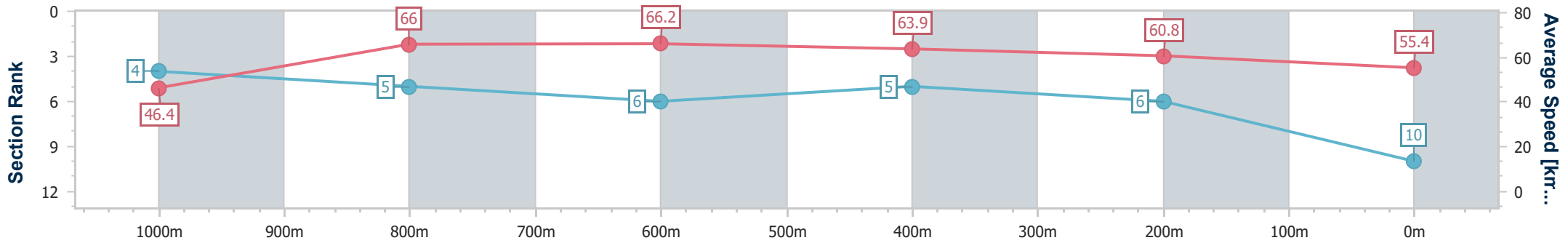
Mackay QLD Professional  
 Race 3: BOOK FOR CHRISTMAS MEETING SATURDAY 14TH  
 DECEMBER Maiden Handicap - 1100m



14 November 2024 - 13:39

Track Rating: Good 4, Weather: Fine, Rail Position: True

Section	Overall	1000m	800m	600m	400m	200m
Section Times	1:05.99 [10] (0:07.78)	0:58.21 [4] (0:11.04)	0:47.17 [5] (0:10.93)	0:36.24 [6] (0:11.37)	0:24.87 [5] (0:11.89)	0:12.98 [6] (0:12.98)
Average Speed [km/h]	46.4	66.0	66.2	63.9	60.8	55.4
Top Speed [km/h]	64.0	67.3	67.3	64.6	63.8	58.8
Avg. Dist. to Rail [m]	6.9	3.3	2.0	1.2	3.4	4.7
Avg. Stride Freq. [Hz]	2.3	2.6	2.5	2.5	2.5	2.4
Avg. Stride Length [m]	5.6	7.1	7.3	7.1	6.8	6.4



- [ ] Ranking at each section and finish
- .-.- No data available at this section
- NA No data available



Horse/Jockey Name	Missin' De Quo
Final Rank	11
Fastest Section Time (Section)	0:07.77 (Overall)
Top Speed [km/h] (Section)	70.4 (1000m)
Race State	Finished



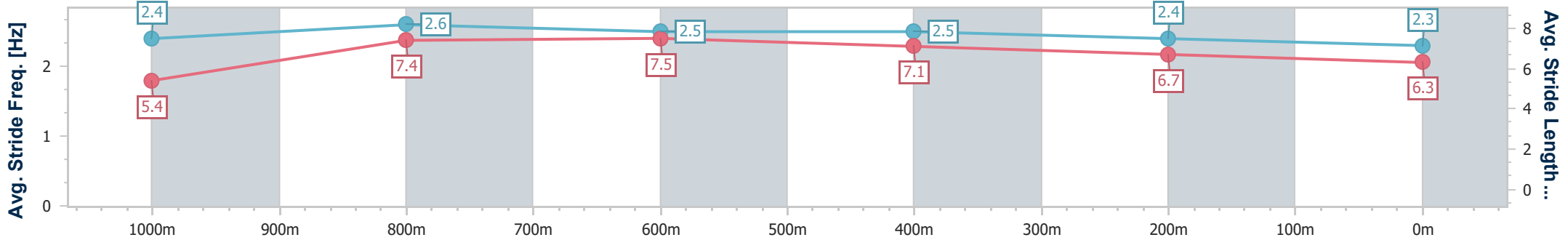
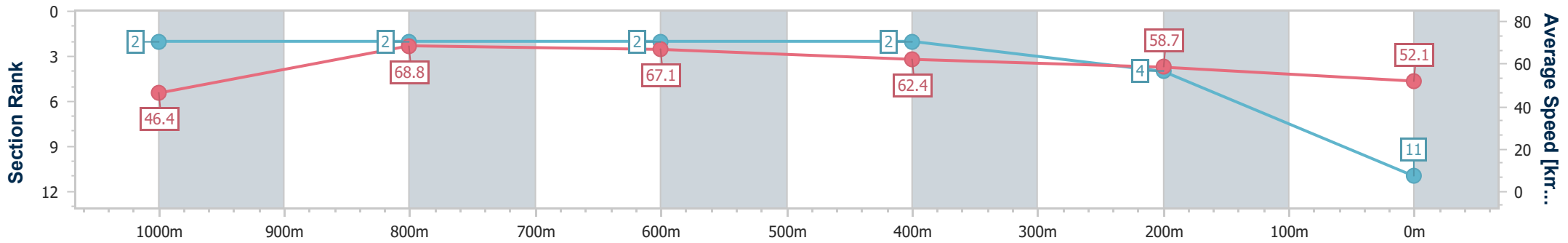
Mackay QLD Professional  
 Race 3: BOOK FOR CHRISTMAS MEETING SATURDAY 14TH  
 DECEMBER Maiden Handicap - 1100m



14 November 2024 - 13:39

Track Rating: Good 4, Weather: Fine, Rail Position: True

Section	Overall	1000m	800m	600m	400m	200m
Section Times	1:06.77 [11] (0:07.77)	0:59.00 [2] (0:10.57)	0:48.43 [2] (0:10.74)	0:37.69 [2] (0:11.64)	0:26.05 [2] (0:12.26)	0:13.79 [4] (0:13.79)
Average Speed [km/h]	46.4	68.8	67.1	62.4	58.7	52.1
Top Speed [km/h]	65.8	70.4	69.0	65.5	60.9	56.1
Avg. Dist. to Rail [m]	10.7	3.6	1.5	0.8	1.4	1.7
Avg. Stride Freq. [Hz]	2.4	2.6	2.5	2.5	2.4	2.3
Avg. Stride Length [m]	5.4	7.4	7.5	7.1	6.7	6.3



- [ ] Ranking at each section and finish
- .-.- No data available at this section
- NA No data available



# Mackay QLD Professional

## Race 4: LADBROKES Class 6 Plate - 1100m

14 November 2024 - 14:12



MACKAY TURF CLUB  
Ooralea Racecourse

Track Rating: Good 4, Weather: Fine, Rail Position: True

Section		Overall	1000m	800m	600m	400m	200m	Last 600m					
Field Times		1:03.46 (0:07.61)	0:55.85 (0:10.37)	0:45.48 (0:10.36)	0:35.12 (0:11.07)	0:24.05 (0:11.48)	0:12.57 (0:12.57)	0:35.12					
Rank	TAB Horse/Jockey	Barrier	Top Speed [km/h]	Fastest Section							Margin	Distance Travelled [m]	
1	4 <b>SUNNYCOAST</b> Raul Silvera Olivera	8	72.1 800m	0:07.61 Overall	1:03.46 [1] (0:07.61)	0:55.85 [1] (0:10.37)	0:45.48 [1] (0:10.36)	0:35.12 [1] (0:11.07)	0:24.05 [1] (0:11.48)	0:12.57 [1] (0:12.57)	1:03.46	0:35.12	
2	1 <b>LEADERSHIP SPILL</b> Leah Martyn	7	71.9 1000m	0:08.13 Overall	1:03.83 [2] (0:08.13)	0:55.70 [7] (0:10.44)	0:45.26 [7] (0:10.47)	0:34.79 [7] (0:10.69)	0:24.10 [5] (0:11.63)	0:12.47 [4] (0:12.47)	2.17L	0:34.79	+2
3	8 <b>GETTIN' LIPPY</b> Nathan Thomas	9	71.3 1000m	0:07.70 Overall	1:03.99 [3] (0:07.70)	0:56.29 [2] (0:10.34)	0:45.95 [2] (0:10.40)	0:35.55 [2] (0:11.11)	0:24.44 [2] (0:11.81)	0:12.63 [3] (0:12.63)	3.14L	0:35.55	-1
4	3 <b>RIGEL STAR</b> Jackson Murphy	5	71.7 1000m	0:07.85 Overall	1:04.01 [4] (0:07.85)	0:56.16 [3] (0:10.40)	0:45.76 [4] (0:10.44)	0:35.32 [3] (0:11.00)	0:24.32 [3] (0:11.57)	0:12.75 [2] (0:12.75)	3.26L	0:35.32	-3
5	2 <b>AIDENABET</b> McKenzie Apel	1	70.9 800m	0:07.88 Overall	1:04.53 [5] (0:07.88)	0:56.65 [5] (0:10.58)	0:46.07 [6] (0:10.37)	0:35.70 [5] (0:11.14)	0:24.56 [6] (0:11.74)	0:12.82 [6] (0:12.82)	6.33L	0:35.70	-2
6	7 <b>NANO STAR</b> Michael Murphy	6	71.3 1000m	0:07.87 Overall	1:04.55 [6] (0:07.87)	0:56.68 [4] (0:10.35)	0:46.33 [3] (0:10.54)	0:35.79 [4] (0:10.95)	0:24.84 [4] (0:11.83)	0:13.01 [5] (0:13.01)	6.44L	0:35.79	+1
7	6 <b>STAR GAMBLE</b> Warwick Satherley	2	70.7 1000m	0:07.95 Overall	1:04.58 [7] (0:07.95)	0:56.63 [6] (0:10.47)	0:46.16 [5] (0:10.48)	0:35.68 [6] (0:11.13)	0:24.55 [7] (0:11.74)	0:12.81 [7] (0:12.81)	6.62L	0:35.68	+2

Scratched: Sennaprost (#5), Last Laugh (#9)

[ ] Ranking at each section and finish  
 -:-:- No data available at this section  
 NA No data available

SCN Saddle cloth number  
 DNF Did not finish  
 DNT Did not track



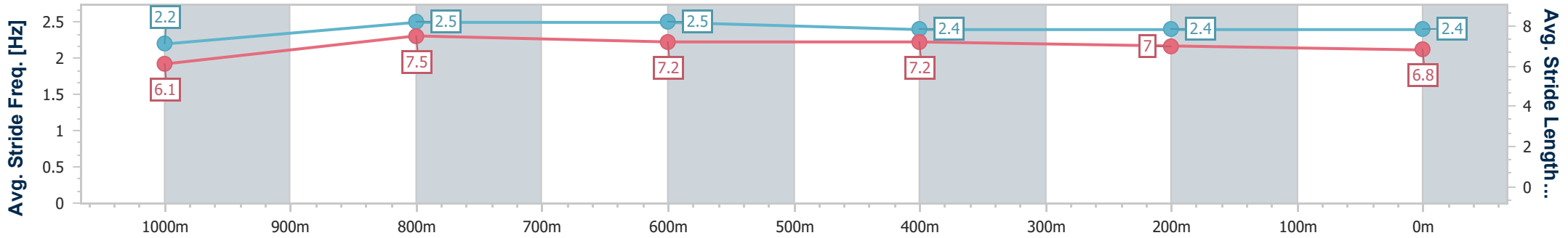
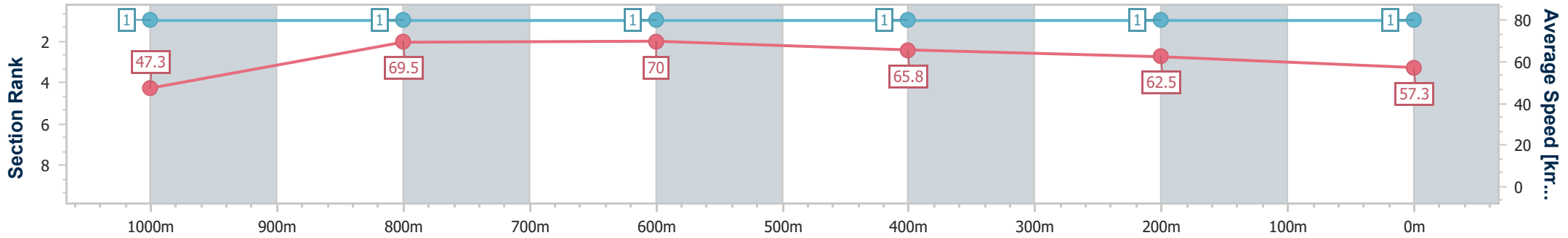
Horse/Jockey Name	Sunnycoast
Final Rank	1
Fastest Section Time (Section)	0:07.61 (Overall)
Top Speed [km/h] (Section)	72.1 (800m)
Race State	Finished



**Mackay QLD Professional**  
**Race 4: LADBROKES Class 6 Plate - 1100m**  
**14 November 2024 - 14:12**  
**Track Rating: Good 4, Weather: Fine, Rail Position: True**



Section	Overall	1000m	800m	600m	400m	200m
Section Times	1:03.46 [1] (0:07.61)	0:55.85 [1] (0:10.37)	0:45.48 [1] (0:10.36)	0:35.12 [1] (0:11.07)	0:24.05 [1] (0:11.48)	0:12.57 [1] (0:12.57)
Average Speed [km/h]	47.3	69.5	70.0	65.8	62.5	57.3
Top Speed [km/h]	64.5	72.0	72.1	68.0	63.7	61.3
Avg. Dist. to Rail [m]	6.9	1.2	2.5	1.1	0.3	0.5
Avg. Stride Freq. [Hz]	2.2	2.5	2.5	2.4	2.4	2.4
Avg. Stride Length [m]	6.1	7.5	7.2	7.2	7.0	6.8



- [ ] Ranking at each section and finish
- .-.- No data available at this section
- NA No data available



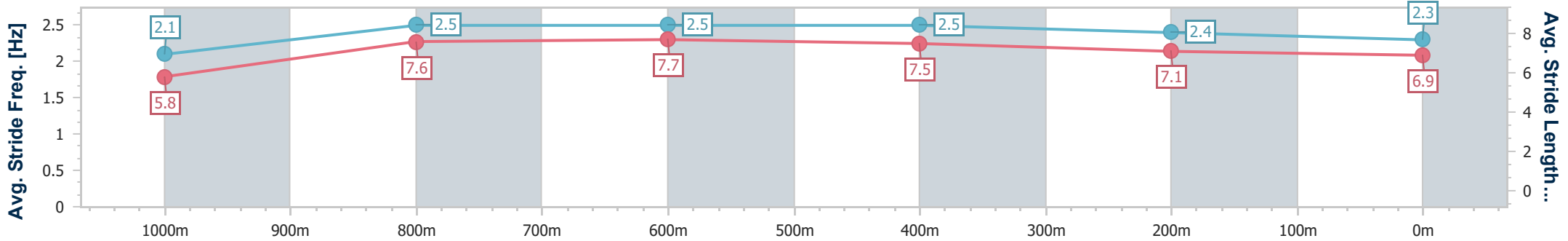
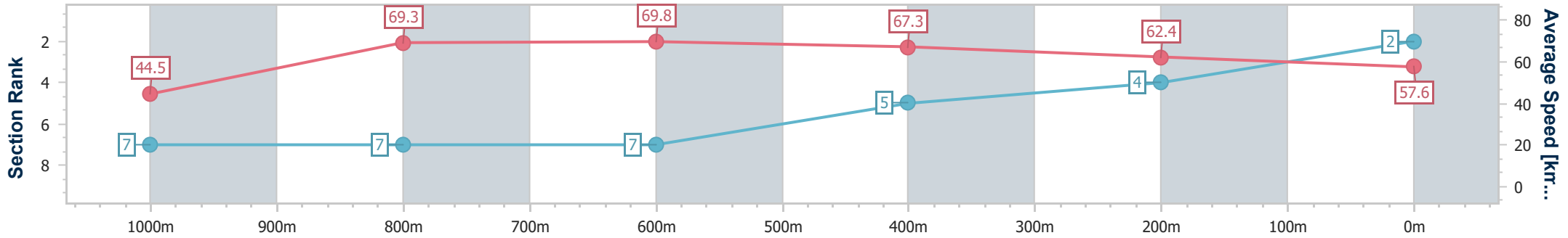
Horse/Jockey Name	Leadership Spill
Final Rank	2
Fastest Section Time (Section)	0:08.13 (Overall)
Top Speed [km/h] (Section)	71.9 (1000m)
Race State	Finished



**Mackay QLD Professional**  
**Race 4: LADBROKES Class 6 Plate - 1100m**  
**14 November 2024 - 14:12**  
**Track Rating: Good 4, Weather: Fine, Rail Position: True**



Section	Overall	1000m	800m	600m	400m	200m
Section Times	1:03.83 [2] (0:08.13)	0:55.70 [7] (0:10.44)	0:45.26 [7] (0:10.47)	0:34.79 [7] (0:10.69)	0:24.10 [5] (0:11.63)	0:12.47 [4] (0:12.47)
Average Speed [km/h]	44.5	69.3	69.8	67.3	62.4	57.6
Top Speed [km/h]	63.4	71.9	70.6	69.3	63.5	60.8
Avg. Dist. to Rail [m]	6.0	2.6	3.9	0.6	4.2	5.2
Avg. Stride Freq. [Hz]	2.1	2.5	2.5	2.5	2.4	2.3
Avg. Stride Length [m]	5.8	7.6	7.7	7.5	7.1	6.9



- [ ] Ranking at each section and finish
- .-.- No data available at this section
- NA No data available



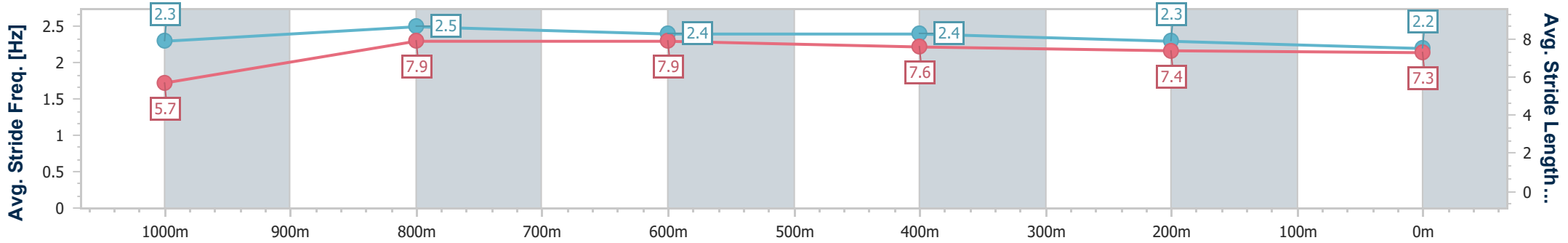
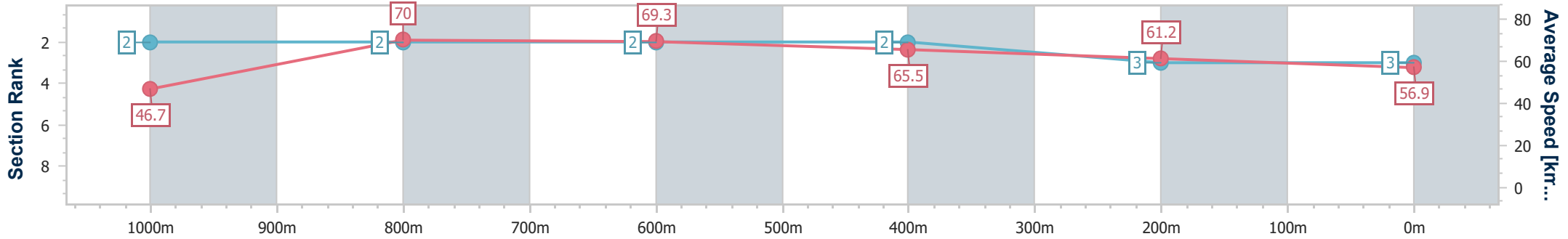
Horse/Jockey Name	Gettin' Lippy
Final Rank	3
Fastest Section Time (Section)	0:07.70 (Overall)
Top Speed [km/h] (Section)	71.3 (1000m)
Race State	Finished



Mackay QLD Professional  
 Race 4: LADBROKES Class 6 Plate - 1100m  
 14 November 2024 - 14:12  
 Track Rating: Good 4, Weather: Fine, Rail Position: True



Section	Overall	1000m	800m	600m	400m	200m
Section Times	1:03.99 [3] (0:07.70)	0:56.29 [2] (0:10.34)	0:45.95 [2] (0:10.40)	0:35.55 [2] (0:11.11)	0:24.44 [2] (0:11.81)	0:12.63 [3] (0:12.63)
Average Speed [km/h]	46.7	70.0	69.3	65.5	61.2	56.9
Top Speed [km/h]	65.8	71.3	70.6	67.5	63.2	59.5
Avg. Dist. to Rail [m]	8.2	1.9	1.3	1.0	1.9	2.6
Avg. Stride Freq. [Hz]	2.3	2.5	2.4	2.4	2.3	2.2
Avg. Stride Length [m]	5.7	7.9	7.9	7.6	7.4	7.3



- [ ] Ranking at each section and finish
- .-.- No data available at this section
- NA No data available



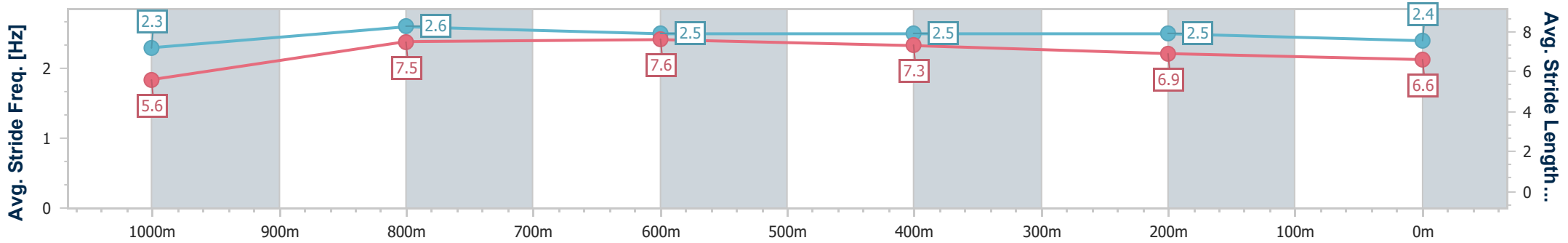
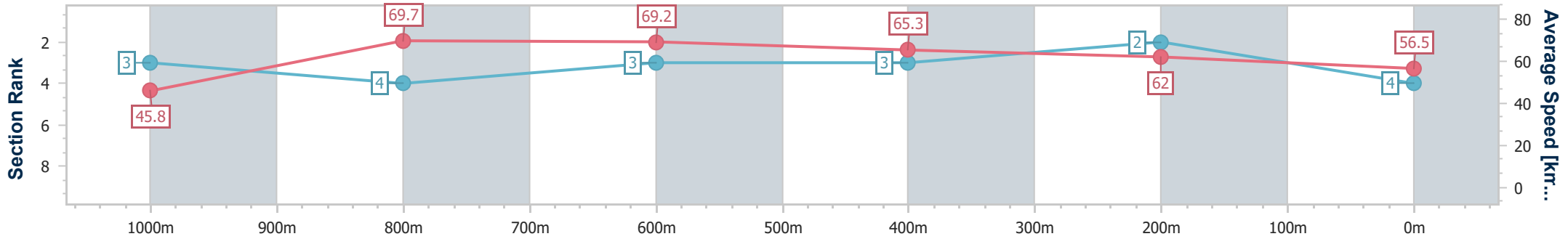
Horse/Jockey Name	Rigel Star
Final Rank	4
Fastest Section Time (Section)	0:07.85 (Overall)
Top Speed [km/h] (Section)	71.7 (1000m)
Race State	Finished



**Mackay QLD Professional**  
**Race 4: LADBROKES Class 6 Plate - 1100m**  
**14 November 2024 - 14:12**  
**Track Rating: Good 4, Weather: Fine, Rail Position: True**



Section	Overall	1000m	800m	600m	400m	200m
Section Times	1:04.01 [4] (0:07.85)	0:56.16 [3] (0:10.40)	0:45.76 [4] (0:10.44)	0:35.32 [3] (0:11.00)	0:24.32 [3] (0:11.57)	0:12.75 [2] (0:12.75)
Average Speed [km/h]	45.8	69.7	69.2	65.3	62.0	56.5
Top Speed [km/h]	64.4	71.7	71.6	66.4	63.1	60.3
Avg. Dist. to Rail [m]	4.3	2.4	1.0	0.7	1.1	2.1
Avg. Stride Freq. [Hz]	2.3	2.6	2.5	2.5	2.5	2.4
Avg. Stride Length [m]	5.6	7.5	7.6	7.3	6.9	6.6



- [ ] Ranking at each section and finish
- .-.- No data available at this section
- NA No data available





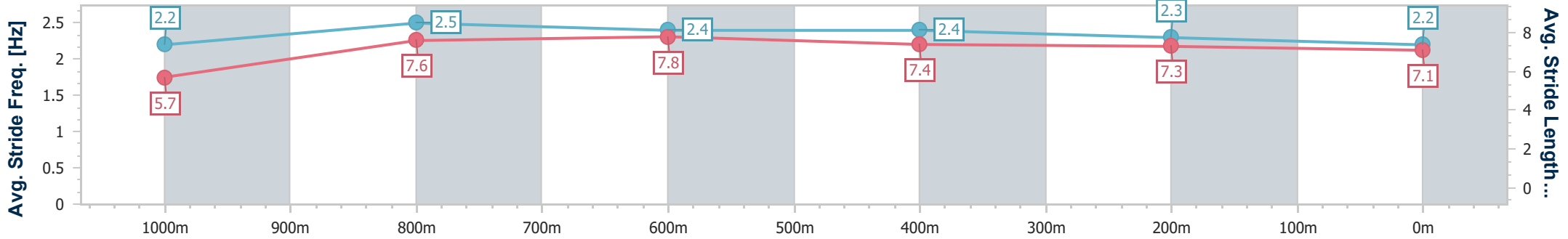
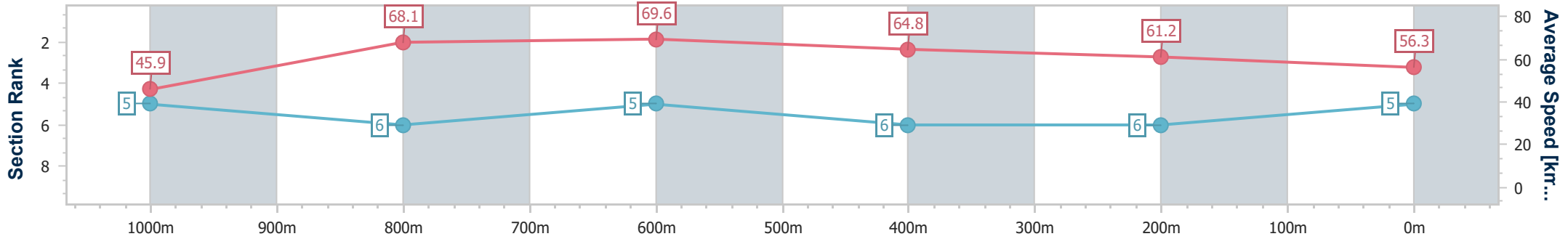
Horse/Jockey Name	Aidenabet
Final Rank	5
Fastest Section Time (Section)	0:07.88 (Overall)
Top Speed [km/h] (Section)	70.9 (800m)
Race State	Finished



Mackay QLD Professional  
 Race 4: LADBROKES Class 6 Plate - 1100m  
 14 November 2024 - 14:12  
 Track Rating: Good 4, Weather: Fine, Rail Position: True



Section	Overall	1000m	800m	600m	400m	200m
Section Times	1:04.53 [5] (0:07.88)	0:56.65 [5] (0:10.58)	0:46.07 [6] (0:10.37)	0:35.70 [5] (0:11.14)	0:24.56 [6] (0:11.74)	0:12.82 [6] (0:12.82)
Average Speed [km/h]	45.9	68.1	69.6	64.8	61.2	56.3
Top Speed [km/h]	64.0	70.2	70.9	66.8	62.8	59.8
Avg. Dist. to Rail [m]	2.2	1.1	0.9	0.3	0.8	0.8
Avg. Stride Freq. [Hz]	2.2	2.5	2.4	2.4	2.3	2.2
Avg. Stride Length [m]	5.7	7.6	7.8	7.4	7.3	7.1



- [ ] Ranking at each section and finish
- .-.- No data available at this section
- NA No data available



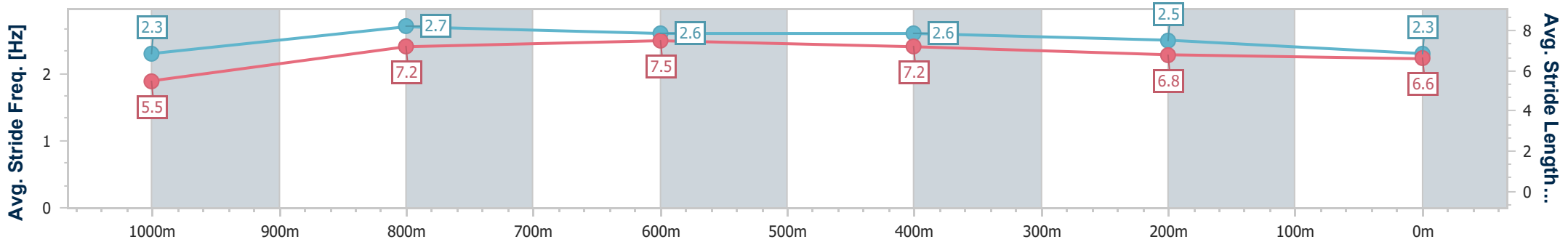
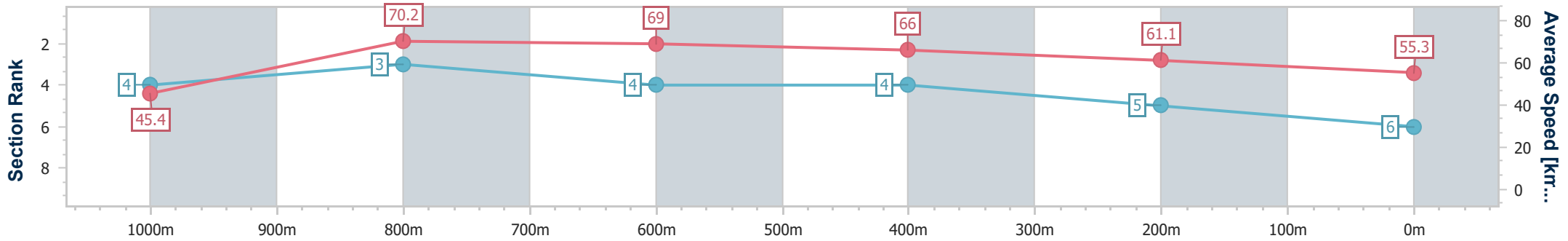
Horse/Jockey Name	Nano Star
Final Rank	6
Fastest Section Time (Section)	0:07.87 (Overall)
Top Speed [km/h] (Section)	71.3 (1000m)
Race State	Finished



Mackay QLD Professional  
 Race 4: LADBROKES Class 6 Plate - 1100m  
 14 November 2024 - 14:12  
 Track Rating: Good 4, Weather: Fine, Rail Position: True



Section	Overall	1000m	800m	600m	400m	200m
Section Times	1:04.55 [6] (0:07.87)	0:56.68 [4] (0:10.35)	0:46.33 [3] (0:10.54)	0:35.79 [4] (0:10.95)	0:24.84 [4] (0:11.83)	0:13.01 [5]
Average Speed [km/h]	45.4	70.2	69.0	66.0	61.1	55.3
Top Speed [km/h]	65.2	71.3	70.3	68.7	63.4	58.6
Avg. Dist. to Rail [m]	5.4	3.1	2.8	0.8	2.0	3.5
Avg. Stride Freq. [Hz]	2.3	2.7	2.6	2.6	2.5	2.3
Avg. Stride Length [m]	5.5	7.2	7.5	7.2	6.8	6.6



- [ ] Ranking at each section and finish
- .-.- No data available at this section
- NA No data available



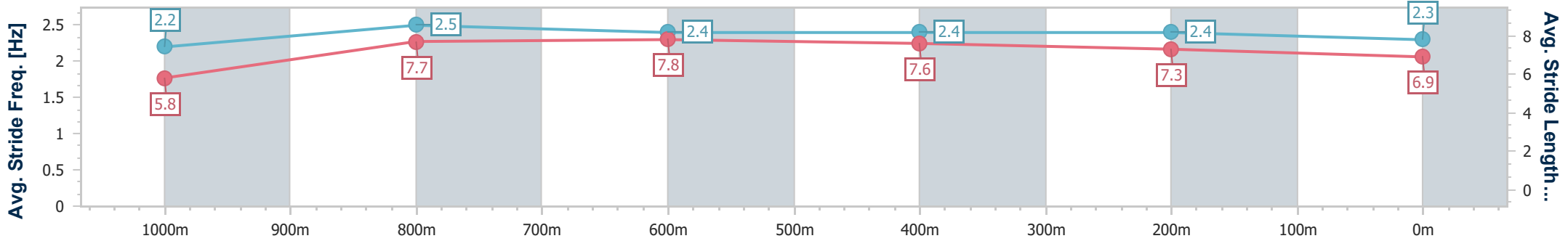
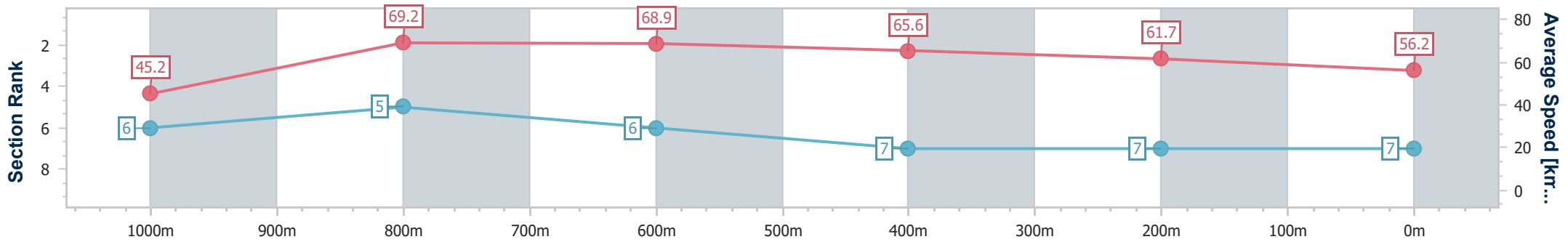
Horse/Jockey Name	Star Gamble
Final Rank	7
Fastest Section Time (Section)	0:07.95 (Overall)
Top Speed [km/h] (Section)	70.7 (1000m)
Race State	Finished



Mackay QLD Professional  
 Race 4: LADBROKES Class 6 Plate - 1100m  
 14 November 2024 - 14:12  
 Track Rating: Good 4, Weather: Fine, Rail Position: True



Section	Overall	1000m	800m	600m	400m	200m
Section Times	1:04.58 [7] (0:07.95)	0:56.63 [6] (0:10.47)	0:46.16 [5] (0:10.48)	0:35.68 [6] (0:11.13)	0:24.55 [7] (0:11.74)	0:12.81 [7] (0:12.81)
Average Speed [km/h]	45.2	69.2	68.9	65.6	61.7	56.2
Top Speed [km/h]	64.8	70.7	70.7	68.0	64.0	59.3
Avg. Dist. to Rail [m]	2.9	1.1	1.6	1.9	2.9	2.7
Avg. Stride Freq. [Hz]	2.2	2.5	2.4	2.4	2.4	2.3
Avg. Stride Length [m]	5.8	7.7	7.8	7.6	7.3	6.9



- [ ] Ranking at each section and finish
- .-.- No data available at this section
- NA No data available



# Mackay QLD Professional

## Race 5: CRAIG FREEMAN TEAM RATINGS BAND 0 - 55 Handicap - 1100m

14 November 2024 - 14:47



MACKAY TURF CLUB  
Ooralea Racecourse

Track Rating: Good 4, Weather: Fine, Rail Position: True

Section		Overall	1000m	800m	600m	400m	200m	Last 600m					
Field Times		1:04.23 (0:07.52)	0:56.71 (0:10.35)	0:46.36 (0:10.77)	0:35.59 (0:11.40)	0:24.19 (0:11.61)	0:12.58 (0:12.58)	0:35.59					
Rank	TAB Horse/Jockey	Barrier	Top Speed [km/h]	Fastest Section							Margin	Distance Travelled [m]	
1	2 MIL CIENTO Ashley Butler	12	69.5	0:08.31	1:04.23 [1] (0:08.31)	0:55.92 [12] (0:11.10)	0:44.82 [12] (0:10.55)	0:34.27 [11] (0:11.16)	0:23.11 [9] (0:11.30)	0:11.81 [7] (0:11.81)	1:04.23	0:34.27	
2	8 TERMINUS Justin Stanley	15	70.6	0:07.52	1:04.26 [2] (0:07.52)	0:56.74 [2] (0:10.35)	0:46.39 [1] (0:10.77)	0:35.62 [1] (0:11.40)	0:24.22 [1] (0:11.61)	0:12.61 [1] (0:12.61)	0.22L	0:35.62	-7
3	7 NO LOVE LOST Adam Sewell	5	70.0	0:07.69	1:04.51 [3] (0:07.69)	0:56.82 [5] (0:10.82)	0:46.00 [6] (0:10.65)	0:35.35 [6] (0:11.28)	0:24.07 [6] (0:11.70)	0:12.37 [4] (0:12.37)	1.66L	0:35.35	-3
4	1 HARVESTA Warwick Satherley	13	70.3	0:07.52	1:04.61 [4] (0:07.52)	0:57.09 [1] (0:10.68)	0:46.41 [3] (0:10.63)	0:35.78 [3] (0:11.42)	0:24.36 [3] (0:11.73)	0:12.63 [2] (0:12.63)	2.23L	0:35.78	-1
5	9 MICROWAVE JENNY Nathan Thomas	14	68.6	0:07.88	1:04.64 [5] (0:07.88)	0:56.76 [8] (0:10.89)	0:45.87 [8] (0:10.76)	0:35.11 [8] (0:11.42)	0:23.69 [8] (0:11.49)	0:12.20 [9] (0:12.20)	2.43L	0:35.11	+0
6	3 BOOMING FAST Gabrielle Semmens	1	68.5	0:07.65	1:04.71 [6] (0:07.65)	0:57.06 [4] (0:10.77)	0:46.29 [5] (0:10.71)	0:35.58 [5] (0:11.28)	0:24.30 [5] (0:11.76)	0:12.54 [6] (0:12.54)	2.83L	0:35.58	-8
7	14 LAST LAUGH Tasha Chambers	3	70.2	0:07.55	1:04.73 [7] (0:07.55)	0:57.18 [3] (0:10.57)	0:46.61 [2] (0:10.76)	0:35.85 [4] (0:11.45)	0:24.40 [4] (0:11.68)	0:12.72 [3] (0:12.72)	2.95L	0:35.85	-3
8	4 CROWN REACH Jason Missen	16	70.2	0:07.72	1:04.97 [8] (0:07.72)	0:57.25 [6] (0:10.63)	0:46.62 [4] (0:10.43)	0:36.19 [2] (0:11.41)	0:24.78 [2] (0:11.96)	0:12.82 [5] (0:12.82)	4.35L	0:36.19	+3
9	6 MASONRY MAN Sean Cormack	7	69.6	0:07.87	1:05.18 [9] (0:07.87)	0:57.31 [7] (0:10.80)	0:46.51 [7] (0:10.64)	0:35.87 [7] (0:11.32)	0:24.55 [7] (0:11.81)	0:12.74 [8] (0:12.74)	5.59L	0:35.87	-2
10	12 BOOMALINA Mel Campbell	11	68.8	0:08.07	1:05.21 [10] (0:08.07)	0:57.14 [9] (0:11.03)	0:46.11 [10] (0:10.80)	0:35.31 [10] (0:11.42)	0:23.89 [10] (0:11.46)	0:12.43 [10] (0:12.43)	5.78L	0:35.31	-2

Scratched: Whittlesford (#11), Tornado Torque (#15), Tsunami Force (#17), Nine Carats (#16)

Report Created: Thu 14 November 2024 15:13 GM (Note: Timing is based on position data)

Page 1/15

[ ] Ranking at each section and finish  
 -:-:- No data available at this section  
 NA No data available  
 SCN Saddle cloth number  
 DNF Did not finish  
 DNT Did not track

data processed by TRIPLES DATA



**Mackay QLD Professional**  
**Race 5: CRAIG FREEMAN TEAM RATINGS BAND 0 - 55 Handicap - 1100m**  
**14 November 2024 - 14:47**



MACKAY TURF CLUB  
 Ooralea Racecourse

Track Rating: Good 4, Weather: Fine, Rail Position: True

Section		Overall	1000m	800m	600m	400m	200m	Last 600m					
Field Times		1:04.23 (0:07.52)	0:56.71 (0:10.35)	0:46.36 (0:10.77)	0:35.59 (0:11.40)	0:24.19 (0:11.61)	0:12.58 (0:12.58)	0:35.59					
Rank	TAB Horse/Jockey	Barrier	Top Speed [km/h]	Fastest Section								Margin	Distance Travelled [m]
11	13 DUBIOUS AUTHORITY Amy Graham	9	68.1 800m	0:08.18 Overall	1:05.63 [11] (0:08.18)	0:57.45 [10] (0:10.88)	0:46.57 [9] (0:10.82)	0:35.75 [9] (0:11.59)	0:24.16 [11] (0:11.76)	0:12.40 [11] (0:12.40)	8.23L	0:35.75	-8
12	10 LET'S ROLL Raul Silvera Olivera	8	69.6 1000m	0:08.96 Overall	1:06.05 [12] (0:08.96)	0:57.09 [13] (0:10.73)	0:46.36 [13] (0:10.61)	0:35.75 [13] (0:11.28)	0:24.47 [12] (0:11.69)	0:12.78 [12] (0:12.78)	10.74L	0:35.75	-1
13	5 NATIVE BEE Leah Martyn	2	67.9 1000m	0:08.19 Overall	1:06.24 [13] (0:08.19)	0:58.05 [11] (0:10.98)	0:47.07 [11] (0:10.91)	0:36.16 [12] (0:11.66)	0:24.50 [13] (0:11.86)	0:12.64 [13] (0:12.64)	11.85L	0:36.16	-2

Scratched: Whittlesford (#11), Tornado Torque (#15), Tsunami Force (#17), Nine Carats (#16)

[ ] Ranking at each section and finish  
 -:-:- No data available at this section  
 NA No data available

SCN Saddle cloth number  
 DNF Did not finish  
 DNT Did not track



Horse/Jockey Name	Mil Ciento
Final Rank	1
Fastest Section Time (Section)	0:08.31 (Overall)
Top Speed [km/h] (Section)	69.5 (600m)
Race State	Finished



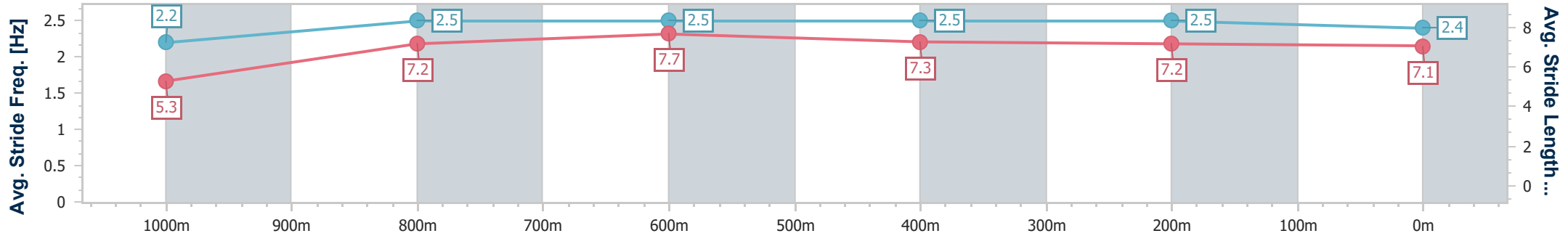
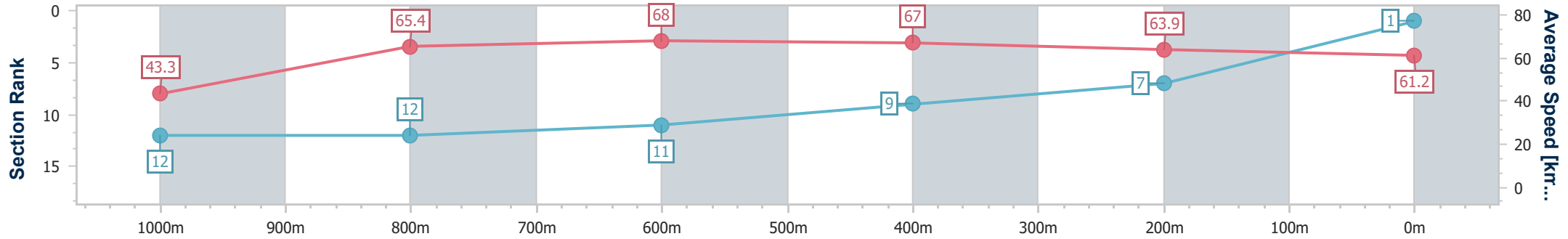
Mackay QLD Professional  
 Race 5: CRAIG FREEMAN TEAM RATINGS BAND 0 - 55  
 Handicap - 1100m



14 November 2024 - 14:47

Track Rating: Good 4, Weather: Fine, Rail Position: True

Section	Overall	1000m	800m	600m	400m	200m
Section Times	1:04.23 [1] (0:08.31)	0:55.92 [12] (0:11.10)	0:44.82 [12] (0:10.55)	0:34.27 [11] (0:11.16)	0:23.11 [9] (0:11.30)	0:11.81 [7] (0:11.81)
Average Speed [km/h]	43.3	65.4	68.0	67.0	63.9	61.2
Top Speed [km/h]	60.1	68.8	69.2	69.5	64.9	64.4
Avg. Dist. to Rail [m]	9.4	2.8	1.6	2.1	6.0	7.4
Avg. Stride Freq. [Hz]	2.2	2.5	2.5	2.5	2.5	2.4
Avg. Stride Length [m]	5.3	7.2	7.7	7.3	7.2	7.1



- [ ] Ranking at each section and finish
- .-.- No data available at this section
- NA No data available



Horse/Jockey Name	Terminus
Final Rank	2
Fastest Section Time (Section)	0:07.52 (Overall)
Top Speed [km/h] (Section)	70.6 (1000m)
Race State	Finished



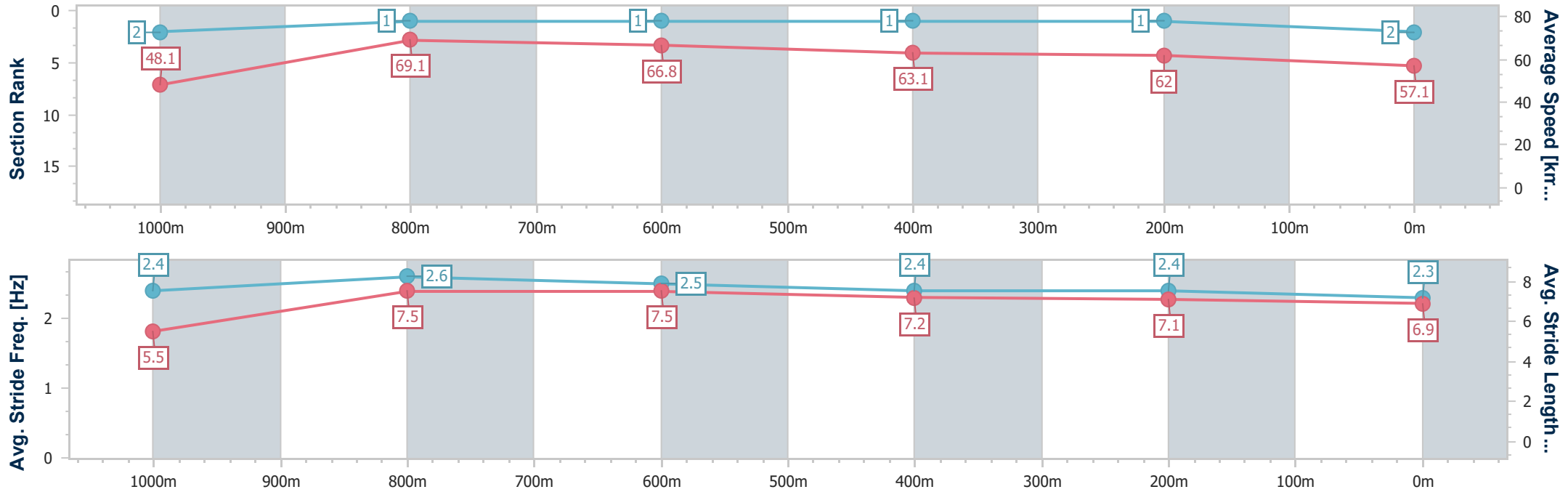
Mackay QLD Professional  
Race 5: CRAIG FREEMAN TEAM RATINGS BAND 0 - 55  
Handicap - 1100m



14 November 2024 - 14:47

Track Rating: Good 4, Weather: Fine, Rail Position: True

Section	Overall	1000m	800m	600m	400m	200m
Section Times	1:04.26 [2] (0:07.52)	0:56.74 [2] (0:10.35)	0:46.39 [1] (0:10.77)	0:35.62 [1] (0:11.40)	0:24.22 [1] (0:11.61)	0:12.61 [1] (0:12.61)
Average Speed [km/h]	48.1	69.1	66.8	63.1	62.0	57.1
Top Speed [km/h]	67.1	70.6	69.5	65.2	63.2	61.3
Avg. Dist. to Rail [m]	11.1	2.4	0.8	0.9	0.5	0.6
Avg. Stride Freq. [Hz]	2.4	2.6	2.5	2.4	2.4	2.3
Avg. Stride Length [m]	5.5	7.5	7.5	7.2	7.1	6.9



- [ ] Ranking at each section and finish
- .-.- No data available at this section
- NA No data available



Horse/Jockey Name	No Love Lost
Final Rank	3
Fastest Section Time (Section)	0:07.69 (Overall)
Top Speed [km/h] (Section)	70.0 (1000m)
Race State	Finished



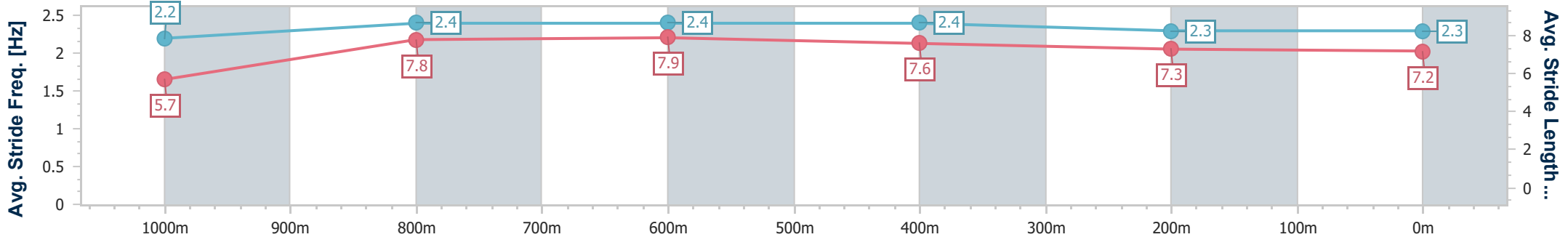
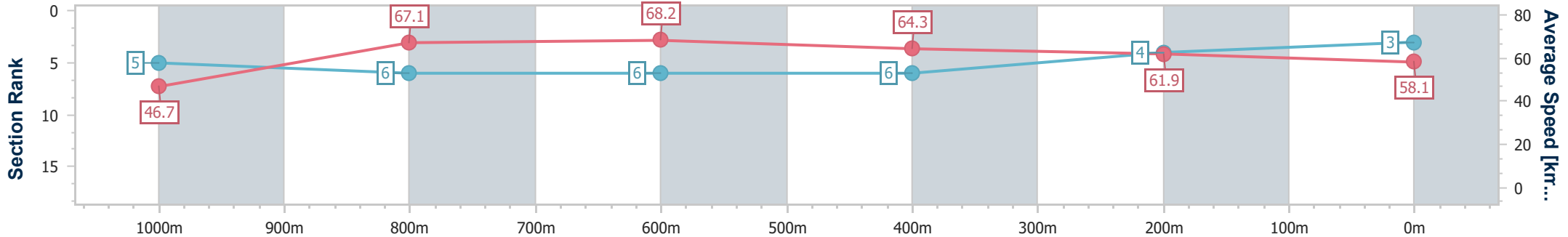
Mackay QLD Professional  
Race 5: CRAIG FREEMAN TEAM RATINGS BAND 0 - 55  
Handicap - 1100m



14 November 2024 - 14:47

Track Rating: Good 4, Weather: Fine, Rail Position: True

Section	Overall	1000m	800m	600m	400m	200m
Section Times	1:04.51 [3] (0:07.69)	0:56.82 [5] (0:10.82)	0:46.00 [6] (0:10.65)	0:35.35 [6] (0:11.28)	0:24.07 [6] (0:11.70)	0:12.37 [4] (0:12.37)
Average Speed [km/h]	46.7	67.1	68.2	64.3	61.9	58.1
Top Speed [km/h]	62.9	70.0	69.2	67.2	62.3	61.5
Avg. Dist. to Rail [m]	4.6	2.4	2.3	1.2	3.6	3.8
Avg. Stride Freq. [Hz]	2.2	2.4	2.4	2.4	2.3	2.3
Avg. Stride Length [m]	5.7	7.8	7.9	7.6	7.3	7.2



- [ ] Ranking at each section and finish
- .-.- No data available at this section
- NA No data available





Horse/Jockey Name	Harvesta
Final Rank	4
Fastest Section Time (Section)	0:07.52 (Overall)
Top Speed [km/h] (Section)	70.3 (800m)
Race State	Finished



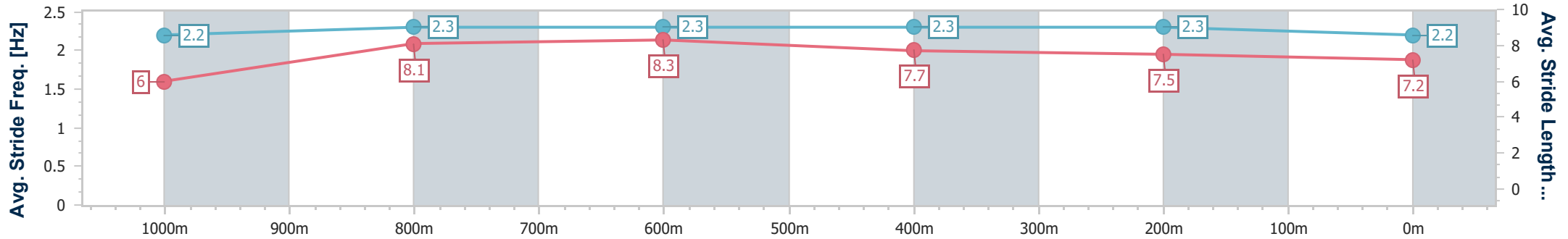
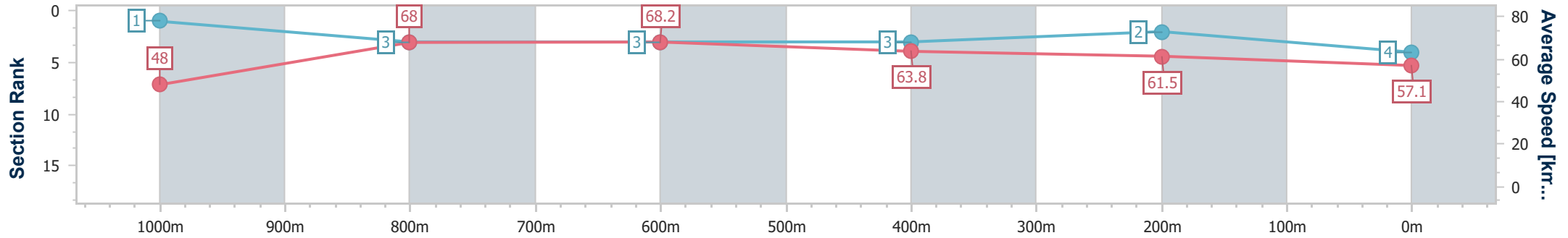
Mackay QLD Professional  
Race 5: CRAIG FREEMAN TEAM RATINGS BAND 0 - 55  
Handicap - 1100m



14 November 2024 - 14:47

Track Rating: Good 4, Weather: Fine, Rail Position: True

Section	Overall	1000m	800m	600m	400m	200m
Section Times	1:04.61 [4] (0:07.52)	0:57.09 [1] (0:10.68)	0:46.41 [3] (0:10.63)	0:35.78 [3] (0:11.42)	0:24.36 [3] (0:11.73)	0:12.63 [2] (0:12.63)
Average Speed [km/h]	48.0	68.0	68.2	63.8	61.5	57.1
Top Speed [km/h]	64.8	70.1	70.3	66.4	62.5	60.6
Avg. Dist. to Rail [m]	9.8	3.1	2.0	1.4	2.5	2.6
Avg. Stride Freq. [Hz]	2.2	2.3	2.3	2.3	2.3	2.2
Avg. Stride Length [m]	6.0	8.1	8.3	7.7	7.5	7.2



- [ ] Ranking at each section and finish
- .-.- No data available at this section
- NA No data available



Horse/Jockey Name	Microwave Jenny
Final Rank	5
Fastest Section Time (Section)	0:07.88 (Overall)
Top Speed [km/h] (Section)	68.6 (800m)
Race State	Finished



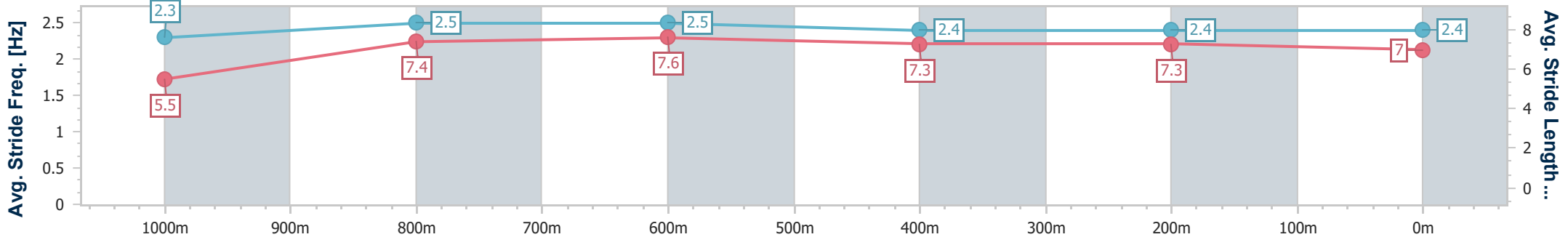
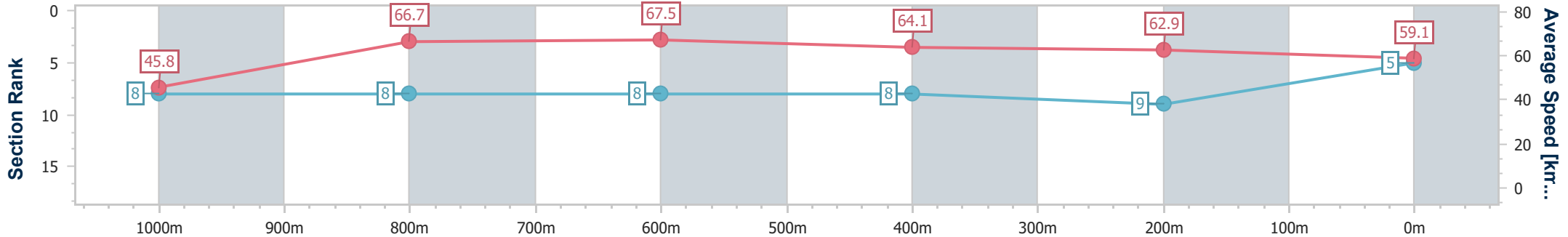
Mackay QLD Professional  
 Race 5: CRAIG FREEMAN TEAM RATINGS BAND 0 - 55  
 Handicap - 1100m



14 November 2024 - 14:47

Track Rating: Good 4, Weather: Fine, Rail Position: True

Section	Overall	1000m	800m	600m	400m	200m
Section Times	1:04.64 [5] (0:07.88)	0:56.76 [8] (0:10.89)	0:45.87 [8] (0:10.76)	0:35.11 [8] (0:11.42)	0:23.69 [8] (0:11.49)	0:12.20 [9] (0:12.20)
Average Speed [km/h]	45.8	66.7	67.5	64.1	62.9	59.1
Top Speed [km/h]	62.8	68.5	68.6	66.5	63.8	61.7
Avg. Dist. to Rail [m]	10.0	3.1	2.3	2.2	2.9	4.2
Avg. Stride Freq. [Hz]	2.3	2.5	2.5	2.4	2.4	2.4
Avg. Stride Length [m]	5.5	7.4	7.6	7.3	7.3	7.0



- [ ] Ranking at each section and finish
- .-.- No data available at this section
- NA No data available



Horse/Jockey Name	Booming Fast
Final Rank	6
Fastest Section Time (Section)	0:07.65 (Overall)
Top Speed [km/h] (Section)	68.5 (1000m)
Race State	Finished



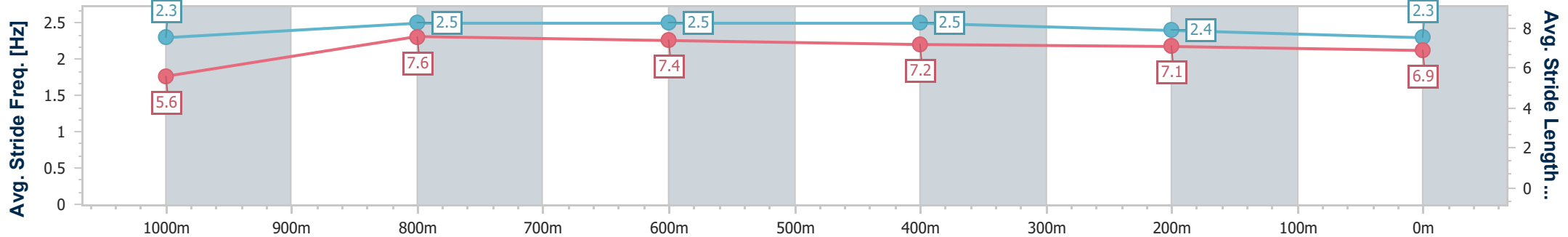
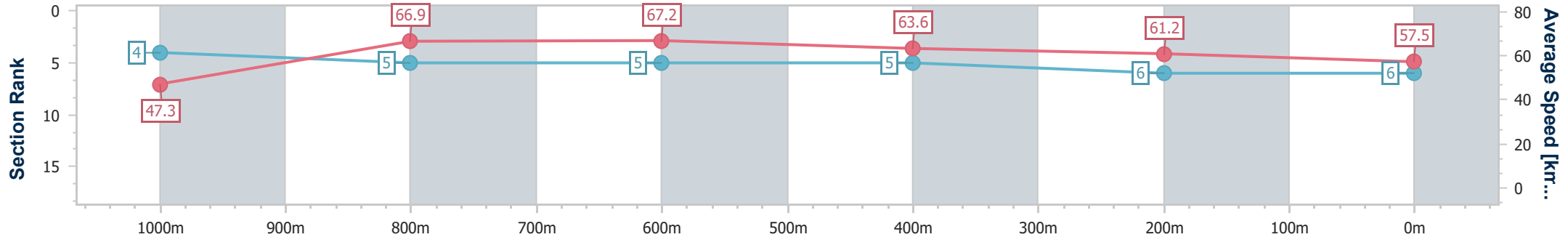
Mackay QLD Professional  
 Race 5: CRAIG FREEMAN TEAM RATINGS BAND 0 - 55  
 Handicap - 1100m



14 November 2024 - 14:47

Track Rating: Good 4, Weather: Fine, Rail Position: True

Section	Overall	1000m	800m	600m	400m	200m
Section Times	1:04.71 [6] (0:07.65)	0:57.06 [4] (0:10.77)	0:46.29 [5] (0:10.71)	0:35.58 [5] (0:11.28)	0:24.30 [5] (0:11.76)	0:12.54 [6] (0:12.54)
Average Speed [km/h]	47.3	66.9	67.2	63.6	61.2	57.5
Top Speed [km/h]	64.0	68.5	67.9	66.4	63.0	60.3
Avg. Dist. to Rail [m]	2.0	0.5	0.6	0.6	1.2	1.7
Avg. Stride Freq. [Hz]	2.3	2.5	2.5	2.5	2.4	2.3
Avg. Stride Length [m]	5.6	7.6	7.4	7.2	7.1	6.9



- [ ] Ranking at each section and finish
- .-.- No data available at this section
- NA No data available



Horse/Jockey Name	Last Laugh
Final Rank	7
Fastest Section Time (Section)	0:07.55 (Overall)
Top Speed [km/h] (Section)	70.2 (1000m)
Race State	Finished



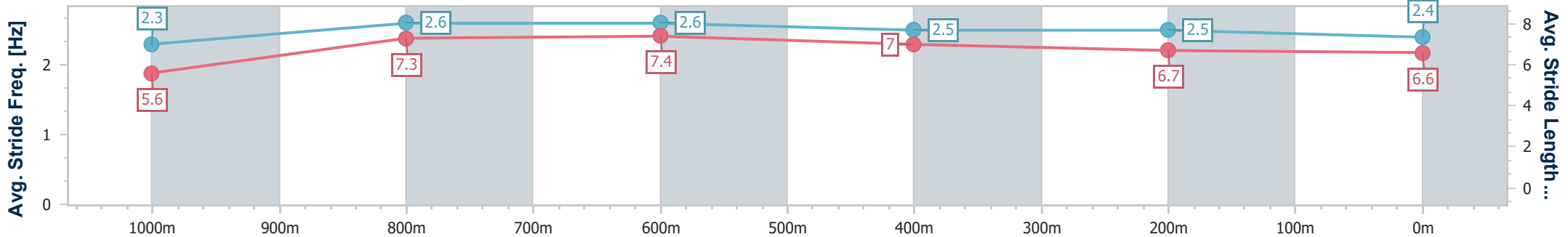
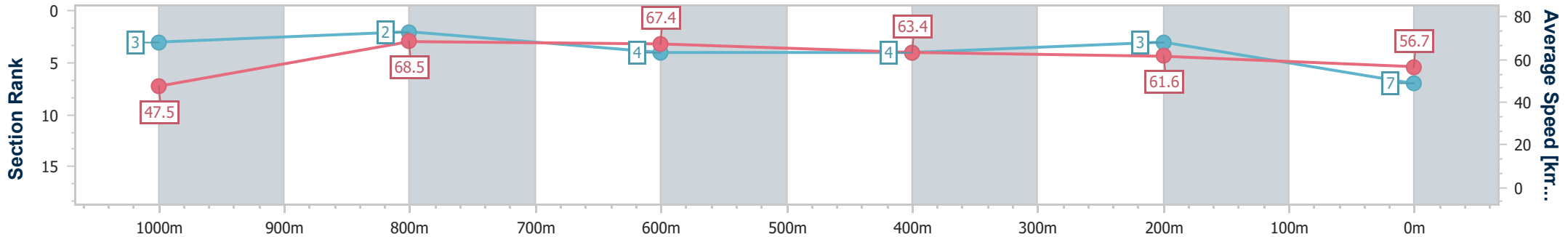
Mackay QLD Professional  
Race 5: CRAIG FREEMAN TEAM RATINGS BAND 0 - 55  
Handicap - 1100m



14 November 2024 - 14:47

Track Rating: Good 4, Weather: Fine, Rail Position: True

Section	Overall	1000m	800m	600m	400m	200m
Section Times	1:04.73 [7] (0:07.55)	0:57.18 [3] (0:10.57)	0:46.61 [2] (0:10.76)	0:35.85 [4] (0:11.45)	0:24.40 [4] (0:11.68)	0:12.72 [3] (0:12.72)
Average Speed [km/h]	47.5	68.5	67.4	63.4	61.6	56.7
Top Speed [km/h]	64.9	70.2	69.3	66.2	65.5	60.2
Avg. Dist. to Rail [m]	3.9	1.3	2.0	1.5	1.4	1.4
Avg. Stride Freq. [Hz]	2.3	2.6	2.6	2.5	2.5	2.4
Avg. Stride Length [m]	5.6	7.3	7.4	7.0	6.7	6.6



- [ ] Ranking at each section and finish
- .-.- No data available at this section
- NA No data available



Horse/Jockey Name	Crown Reach
Final Rank	8
Fastest Section Time (Section)	0:07.72 (Overall)
Top Speed [km/h] (Section)	70.2 (800m)
Race State	Finished



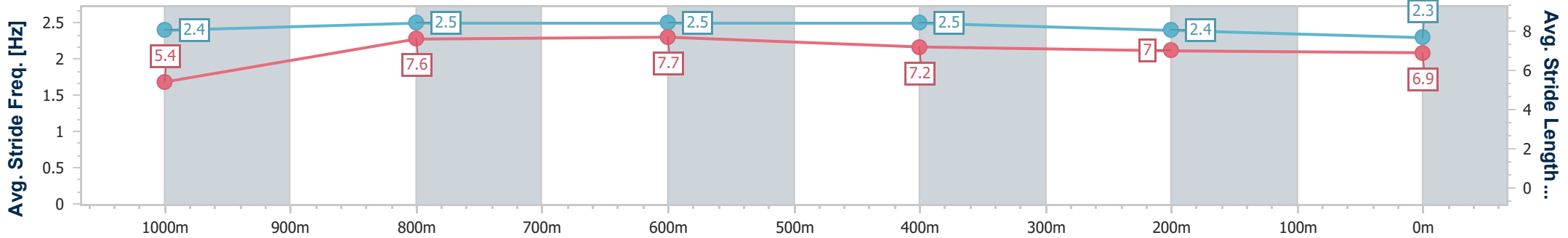
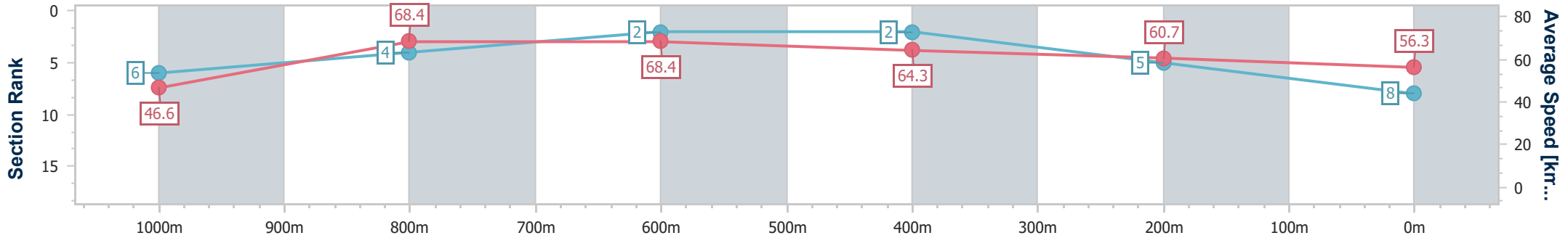
Mackay QLD Professional  
 Race 5: CRAIG FREEMAN TEAM RATINGS BAND 0 - 55  
 Handicap - 1100m



14 November 2024 - 14:47

Track Rating: Good 4, Weather: Fine, Rail Position: True

Section	Overall	1000m	800m	600m	400m	200m
Section Times	1:04.97 [8] (0:07.72)	0:57.25 [6] (0:10.63)	0:46.62 [4] (0:10.43)	0:36.19 [2] (0:11.41)	0:24.78 [2] (0:11.96)	0:12.82 [5] (0:12.82)
Average Speed [km/h]	46.6	68.4	68.4	64.3	60.7	56.3
Top Speed [km/h]	65.1	69.8	70.2	67.7	62.7	59.2
Avg. Dist. to Rail [m]	12.7	4.3	4.8	2.6	3.6	2.8
Avg. Stride Freq. [Hz]	2.4	2.5	2.5	2.5	2.4	2.3
Avg. Stride Length [m]	5.4	7.6	7.7	7.2	7.0	6.9



- [ ] Ranking at each section and finish
- .-.- No data available at this section
- NA No data available



Horse/Jockey Name	Masonry Man
Final Rank	9
Fastest Section Time (Section)	0:07.87 (Overall)
Top Speed [km/h] (Section)	69.6 (800m)
Race State	Finished



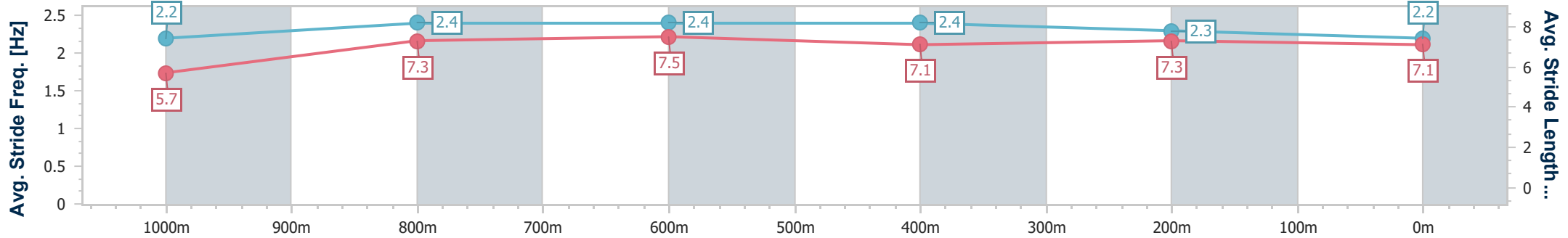
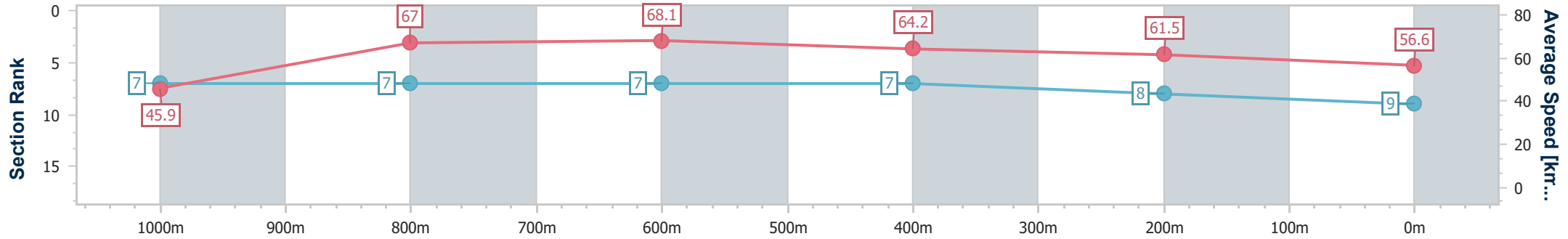
Mackay QLD Professional  
Race 5: CRAIG FREEMAN TEAM RATINGS BAND 0 - 55  
Handicap - 1100m



14 November 2024 - 14:47

Track Rating: Good 4, Weather: Fine, Rail Position: True

Section	Overall	1000m	800m	600m	400m	200m
Section Times	1:05.18 [9] (0:07.87)	0:57.31 [7] (0:10.80)	0:46.51 [7] (0:10.64)	0:35.87 [7] (0:11.32)	0:24.55 [7] (0:11.81)	0:12.74 [8] (0:12.74)
Average Speed [km/h]	45.9	67.0	68.1	64.2	61.5	56.6
Top Speed [km/h]	62.6	68.6	69.6	65.8	62.9	60.3
Avg. Dist. to Rail [m]	5.8	1.3	1.5	1.6	5.0	5.3
Avg. Stride Freq. [Hz]	2.2	2.4	2.4	2.4	2.3	2.2
Avg. Stride Length [m]	5.7	7.3	7.5	7.1	7.3	7.1



- [ ] Ranking at each section and finish
- .-.- No data available at this section
- NA No data available



Horse/Jockey Name	Boomalina
Final Rank	10
Fastest Section Time (Section)	0:08.07 (Overall)
Top Speed [km/h] (Section)	68.8 (800m)
Race State	Finished



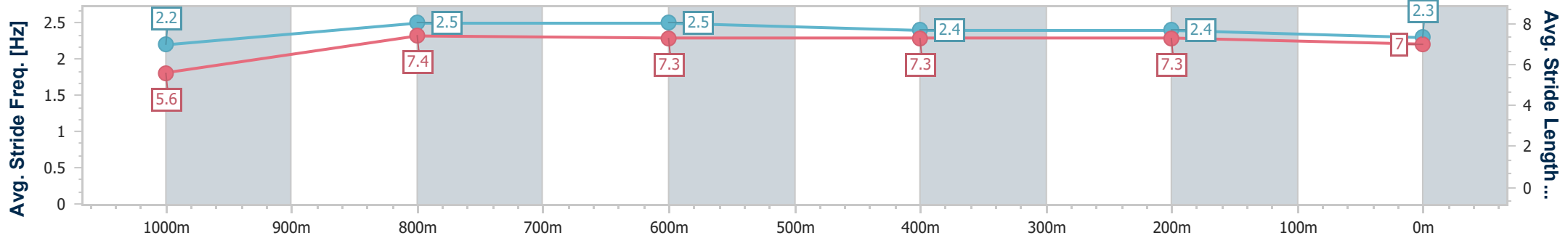
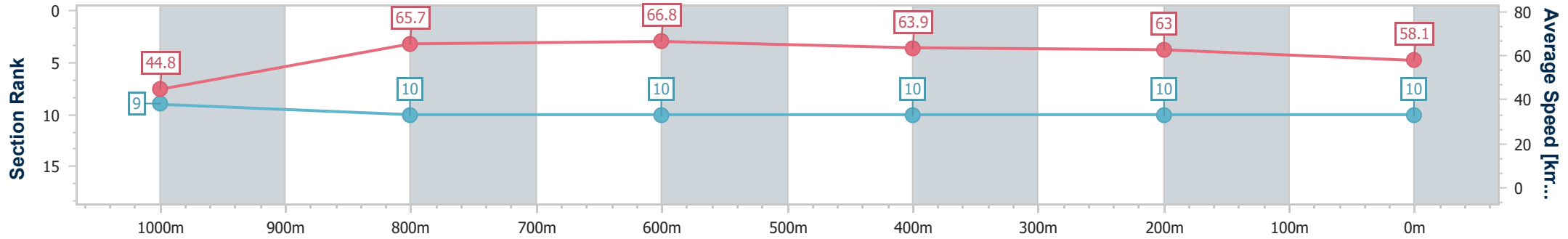
Mackay QLD Professional  
 Race 5: CRAIG FREEMAN TEAM RATINGS BAND 0 - 55  
 Handicap - 1100m



14 November 2024 - 14:47

Track Rating: Good 4, Weather: Fine, Rail Position: True

Section	Overall	1000m	800m	600m	400m	200m
Section Times	1:05.21 [10] (0:08.07)	0:57.14 [9] (0:11.03)	0:46.11 [10] (0:10.80)	0:35.31 [10] (0:11.42)	0:23.89 [10] (0:11.46)	0:12.43 [10] (0:12.43)
Average Speed [km/h]	44.8	65.7	66.8	63.9	63.0	58.1
Top Speed [km/h]	60.5	68.6	68.8	66.4	64.6	62.1
Avg. Dist. to Rail [m]	7.9	2.4	2.0	1.8	2.1	0.9
Avg. Stride Freq. [Hz]	2.2	2.5	2.5	2.4	2.4	2.3
Avg. Stride Length [m]	5.6	7.4	7.3	7.3	7.3	7.0



- [ ] Ranking at each section and finish
- .-.- No data available at this section
- NA No data available



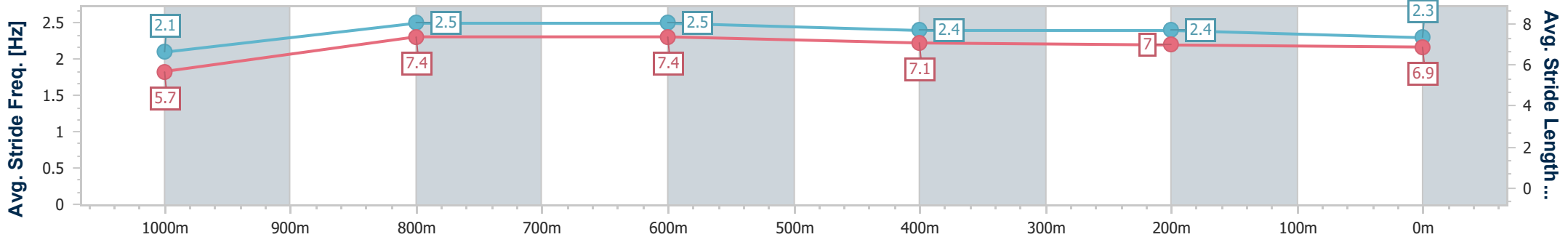
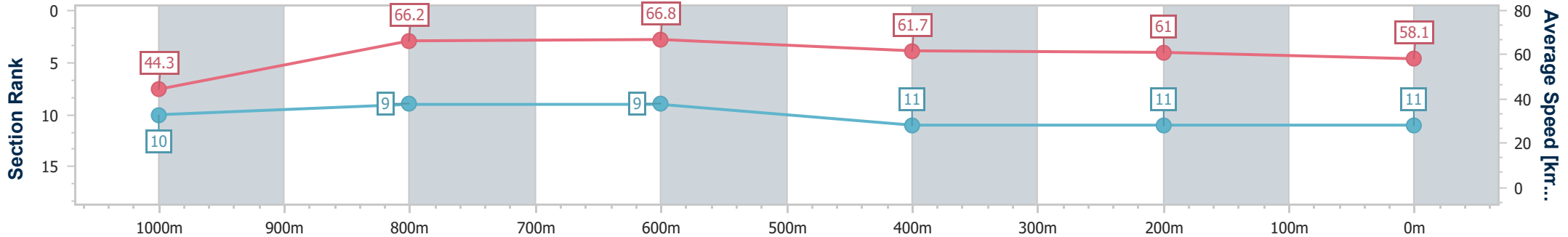
Horse/Jockey Name	Dubious Authority
Final Rank	11
Fastest Section Time (Section)	0:08.18 (Overall)
Top Speed [km/h] (Section)	68.1 (800m)
Race State	Finished



Mackay QLD Professional  
 Race 5: CRAIG FREEMAN TEAM RATINGS BAND 0 - 55  
 Handicap - 1100m  
 14 November 2024 - 14:47  
 Track Rating: Good 4, Weather: Fine, Rail Position: True



Section	Overall	1000m	800m	600m	400m	200m
Section Times	1:05.63 [11] (0:08.18)	0:57.45 [10] (0:10.88)	0:46.57 [9] (0:10.82)	0:35.75 [9] (0:11.59)	0:24.16 [11] (0:11.76)	0:12.40 [11] (0:12.40)
Average Speed [km/h]	44.3	66.2	66.8	61.7	61.0	58.1
Top Speed [km/h]	62.7	67.8	68.1	62.8	62.5	61.9
Avg. Dist. to Rail [m]	5.4	1.1	0.7	0.9	1.4	2.8
Avg. Stride Freq. [Hz]	2.1	2.5	2.5	2.4	2.4	2.3
Avg. Stride Length [m]	5.7	7.4	7.4	7.1	7.0	6.9



- [ ] Ranking at each section and finish
- .-.- No data available at this section
- NA No data available





Horse/Jockey Name	Let's Roll
Final Rank	12
Fastest Section Time (Section)	0:08.96 (Overall)
Top Speed [km/h] (Section)	69.6 (1000m)
Race State	Finished



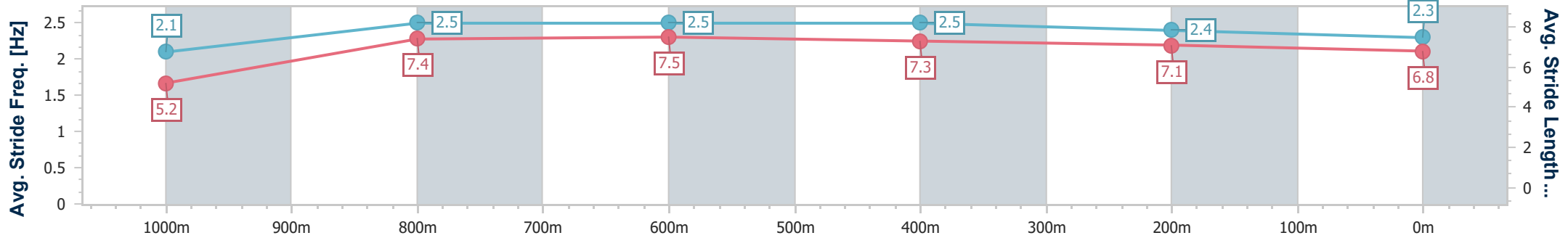
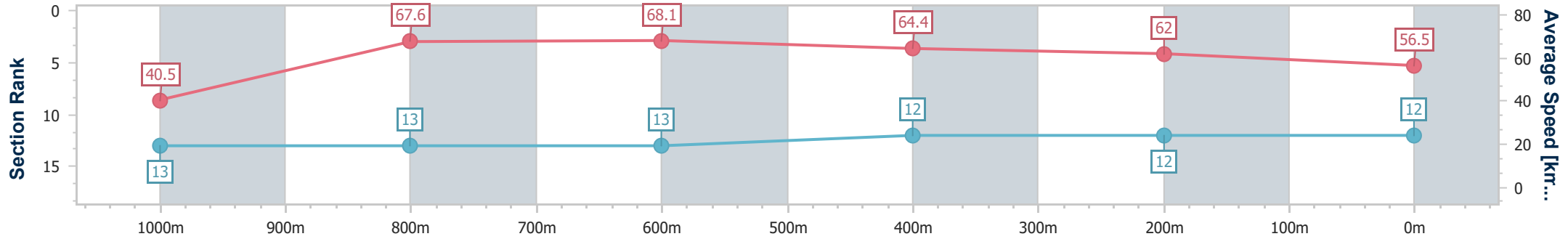
Mackay QLD Professional  
 Race 5: CRAIG FREEMAN TEAM RATINGS BAND 0 - 55  
 Handicap - 1100m



14 November 2024 - 14:47

Track Rating: Good 4, Weather: Fine, Rail Position: True

Section	Overall	1000m	800m	600m	400m	200m
Section Times	1:06.05 [12] (0:08.96)	0:57.09 [13] (0:10.73)	0:46.36 [13] (0:10.61)	0:35.75 [13] (0:11.28)	0:24.47 [12] (0:11.69)	0:12.78 [12] (0:12.78)
Average Speed [km/h]	40.5	67.6	68.1	64.4	62.0	56.5
Top Speed [km/h]	63.3	69.6	69.6	66.3	62.7	61.0
Avg. Dist. to Rail [m]	7.2	2.7	2.1	1.3	3.6	4.5
Avg. Stride Freq. [Hz]	2.1	2.5	2.5	2.5	2.4	2.3
Avg. Stride Length [m]	5.2	7.4	7.5	7.3	7.1	6.8



- [ ] Ranking at each section and finish
- .-.- No data available at this section
- NA No data available



Horse/Jockey Name	Native Bee
Final Rank	13
Fastest Section Time (Section)	0:08.19 (Overall)
Top Speed [km/h] (Section)	67.9 (1000m)
Race State	Finished



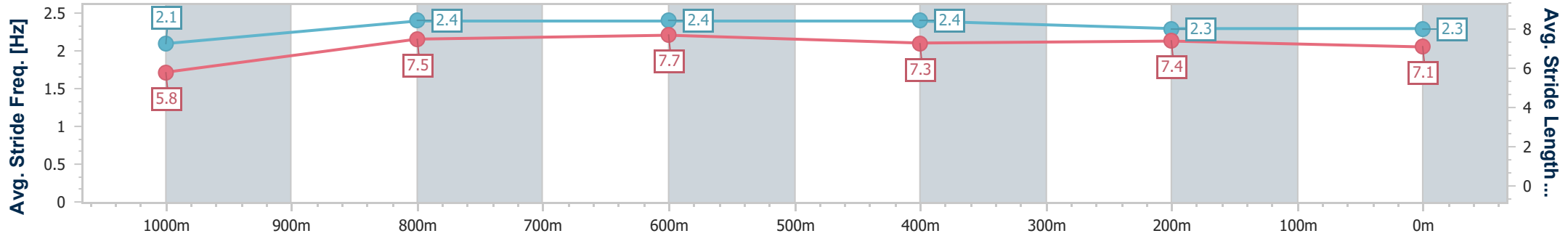
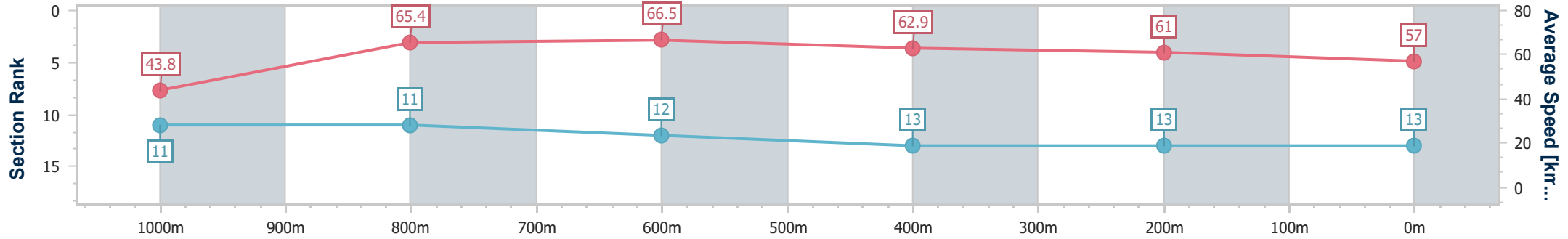
Mackay QLD Professional  
 Race 5: CRAIG FREEMAN TEAM RATINGS BAND 0 - 55  
 Handicap - 1100m



14 November 2024 - 14:47

Track Rating: Good 4, Weather: Fine, Rail Position: True

Section	Overall	1000m	800m	600m	400m	200m
Section Times	1:06.24 [13] (0:08.19)	0:58.05 [11] (0:10.98)	0:47.07 [11] (0:10.91)	0:36.16 [12] (0:11.66)	0:24.50 [13] (0:11.86)	0:12.64 [13] (0:12.64)
Average Speed [km/h]	43.8	65.4	66.5	62.9	61.0	57.0
Top Speed [km/h]	59.4	67.9	67.9	64.8	62.6	59.5
Avg. Dist. to Rail [m]	2.8	0.2	1.4	2.3	3.3	3.8
Avg. Stride Freq. [Hz]	2.1	2.4	2.4	2.4	2.3	2.3
Avg. Stride Length [m]	5.8	7.5	7.7	7.3	7.4	7.1



- [ ] Ranking at each section and finish
- .-.- No data available at this section
- NA No data available



# Mackay QLD Professional

## Race 6: BECOME A MEMBER MTC OPEN Handicap - 1560m

14 November 2024 - 15:27



MACKAY TURF CLUB

Ooralea Racecourse

Track Rating: Good 4, Weather: Fine, Rail Position: True

Section		Overall	1400m	1200m	1000m	800m	600m	400m	Last 600m				
Field Times		1:33.38 (0:11.15)	1:22.23 (0:11.43)	1:10.80 (0:11.62)	0:59.18 (0:11.52)	0:47.66 (0:11.58)	0:36.08 (0:11.98)	0:24.10 (0:11.86)	0:36.08				
Rank	TAB Horse/Jockey	Barrier	Top Speed [km/h]	Fastest Section									Distance Travelled [m]
1	5 <b>POET'S DAY</b> Justin Stanley	3	64.3 1400m	0:11.15 Overall	1:33.38 [1] (0:11.15)	1:22.23 [1] (0:11.43)	1:10.80 [1] (0:11.62)	0:59.18 [1] (0:11.52)	0:47.66 [1] (0:11.58)	0:36.08 [1] (0:11.98)	0:24.10 [1] (0:11.86)	0:36.08	
2	4 <b>DOLLAR DOLLAR</b> Raul Silvera Olivera	5	65.1 1000m	0:11.29 Overall	1:33.48 [2] (0:11.29)	1:22.19 [2] (0:11.49)	1:10.70 [2] (0:11.63)	0:59.07 [3] (0:11.52)	0:47.55 [3] (0:11.53)	0:36.02 [3] (0:11.92)	0:24.10 [2] (0:11.88)	0:36.02	+7
3	8 <b>KELLERS SHELTER</b> Adam Sewell	4	64.2 1400m	0:11.44 1000m	1:33.67 [3] (0:11.48)	1:22.19 [5] (0:11.54)	1:10.65 [4] (0:11.68)	0:58.97 [6] (0:11.44)	0:47.53 [5] (0:11.56)	0:35.97 [4] (0:11.84)	0:24.13 [3] (0:11.90)	0:35.97	+2
4	7 <b>DEEL WITH ME</b> Jackson Murphy	2	63.5 1200m	0:11.34 Overall	1:34.08 [4] (0:11.34)	1:22.74 [3] (0:11.59)	1:11.15 [3] (0:11.64)	0:59.51 [4] (0:11.54)	0:47.97 [4] (0:11.63)	0:36.34 [5] (0:12.02)	0:24.32 [5] (0:12.04)	0:36.34	-4
5	2 <b>BONDURANT</b> Sean Cormack	8	65.7 1200m	0:11.35 1200m	1:34.52 [5] (0:11.65)	1:22.87 [6] (0:11.39)	1:11.48 [5] (0:11.35)	1:00.13 [2] (0:11.53)	0:48.60 [2] (0:11.54)	0:37.06 [2] (0:12.11)	0:24.95 [4] (0:12.22)	0:37.06	+8
6	1 <b>BERING SEA</b> Warwick Satherley	6	63.6 1400m	0:11.39 Overall	1:34.52 [6] (0:11.39)	1:23.13 [4] (0:11.69)	1:11.44 [6] (0:11.56)	0:59.88 [5] (0:11.50)	0:48.38 [5] (0:11.65)	0:36.73 [6] (0:12.15)	0:24.58 [6] (0:12.28)	0:36.73	+7
7	6 <b>PRIVATE CHEETAH</b> Nathan Thomas	7	64.3 1000m	0:11.44 1000m	1:34.80 [7] (0:11.66)	1:23.14 [7] (0:11.67)	1:11.47 [7] (0:11.63)	0:59.84 [8] (0:11.44)	0:48.40 [7] (0:11.53)	0:36.87 [7] (0:12.25)	0:24.62 [7] (0:12.03)	0:36.87	+3
8	9 <b>MALVAGIO</b> Pietro Romeo	9	65.6 1400m	0:11.48 1000m	1:36.42 [8] (0:11.78)	1:24.64 [8] (0:11.56)	1:13.08 [8] (0:11.60)	1:01.48 [7] (0:11.48)	0:50.00 [8] (0:11.58)	0:38.42 [8] (0:12.20)	0:26.22 [8] (0:12.62)	0:38.42	+1

Scratched: Such A Whit (#3)

[ ] Ranking at each section and finish  
 -:-:- No data available at this section  
 NA No data available

SCN Saddle cloth number  
 DNF Did not finish  
 DNT Did not track



# Mackay QLD Professional

## Race 6: BECOME A MEMBER MTC OPEN Handicap - 1560m

14 November 2024 - 15:27



Track Rating: Good 4, Weather: Fine, Rail Position: True

Section							200m			Last 600m
Field Times							0:12.24			0:36.08
							(0:12.24)			
Rank	TAB	Horse/Jockey	Barrier	Top Speed [km/h]	Fastest Section		Margin			Distance Travelled [m]
1	5	<b>POET'S DAY</b> Justin Stanley	3	64.3 1400m	0:11.15 Overall	0:12.24 [1] (0:12.24)	1:33.38		0:36.08	
2	4	<b>DOLLAR DOLLAR</b> Raul Silvera Olivera	5	65.1 1000m	0:11.29 Overall	0:12.22 [2] (0:12.22)	0.59L		0:36.02	+7
3	8	<b>KELLERS SHELTER</b> Adam Sewell	4	64.2 1400m	0:11.44 1000m	0:12.23 [3] (0:12.23)	1.69L		0:35.97	+2
4	7	<b>DEEL WITH ME</b> Jackson Murphy	2	63.5 1200m	0:11.34 Overall	0:12.28 [5] (0:12.28)	4.11L		0:36.34	-4
5	2	<b>BONDURANT</b> Sean Cormack	8	65.7 1200m	0:11.35 1200m	0:12.73 [4] (0:12.73)	6.67L		0:37.06	+8
6	1	<b>BERING SEA</b> Warwick Satherley	6	63.6 1400m	0:11.39 Overall	0:12.30 [7] (0:12.30)	6.72L		0:36.73	+7
7	6	<b>PRIVATE CHEETAH</b> Nathan Thomas	7	64.3 1000m	0:11.44 1000m	0:12.59 [6] (0:12.59)	8.37L		0:36.87	+3
8	9	<b>MALVAGIO</b> Pietro Romeo	9	65.6 1400m	0:11.48 1000m	0:13.60 [8] (0:13.60)	17.87L		0:38.42	+1

Scratched: Such A Whit (#3)

[ ] Ranking at each section and finish  
 -:-:- No data available at this section  
 NA No data available

SCN Saddle cloth number  
 DNF Did not finish  
 DNT Did not track



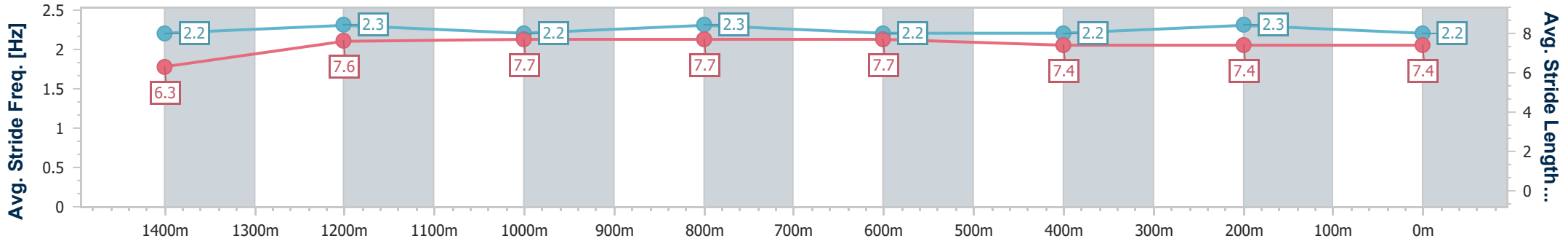
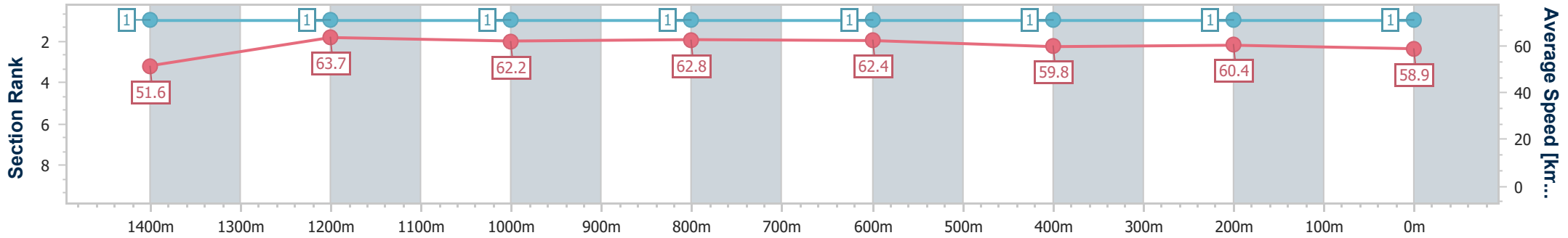
Horse/Jockey Name	Poet's Day
Final Rank	1
Fastest Section Time (Section)	0:11.15 (Overall)
Top Speed [km/h] (Section)	64.3 (1400m)
Race State	Finished



Mackay QLD Professional  
 Race 6: BECOME A MEMBER MTC OPEN Handicap - 1560m  
 14 November 2024 - 15:27  
 Track Rating: Good 4, Weather: Fine, Rail Position: True



Section	Overall	1400m	1200m	1000m	800m	600m	400m	200m
Section Times	1:33.38 [1] (0:11.15)	1:22.23 [1] (0:11.43)	1:10.80 [1] (0:11.62)	0:59.18 [1] (0:11.52)	0:47.66 [1] (0:11.58)	0:36.08 [1] (0:11.98)	0:24.10 [1] (0:11.86)	0:12.24 [1] (0:12.24)
Average Speed [km/h]	51.6	63.7	62.2	62.8	62.4	59.8	60.4	58.9
Top Speed [km/h]	63.6	64.3	62.7	63.7	63.1	61.2	61.5	60.7
Avg. Dist. to Rail [m]	4.7	1.9	2.5	2.0	1.1	1.0	0.8	1.1
Avg. Stride Freq. [Hz]	2.2	2.3	2.2	2.3	2.2	2.2	2.3	2.2
Avg. Stride Length [m]	6.3	7.6	7.7	7.7	7.7	7.4	7.4	7.4



- [ ] Ranking at each section and finish
- .-.- No data available at this section
- NA No data available



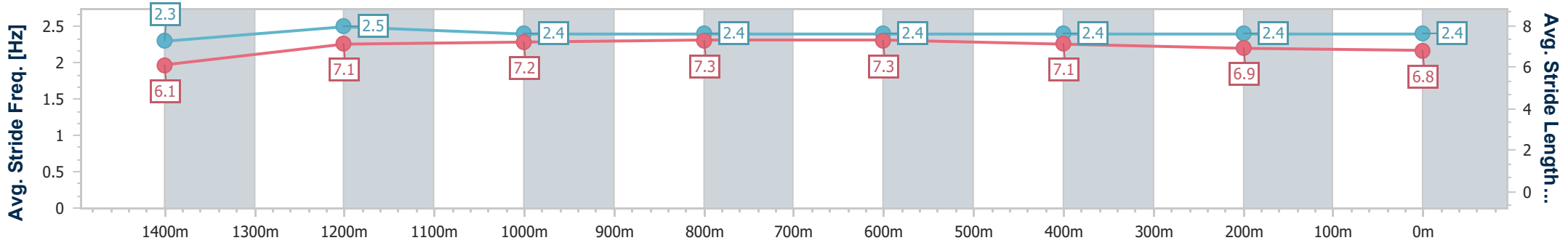
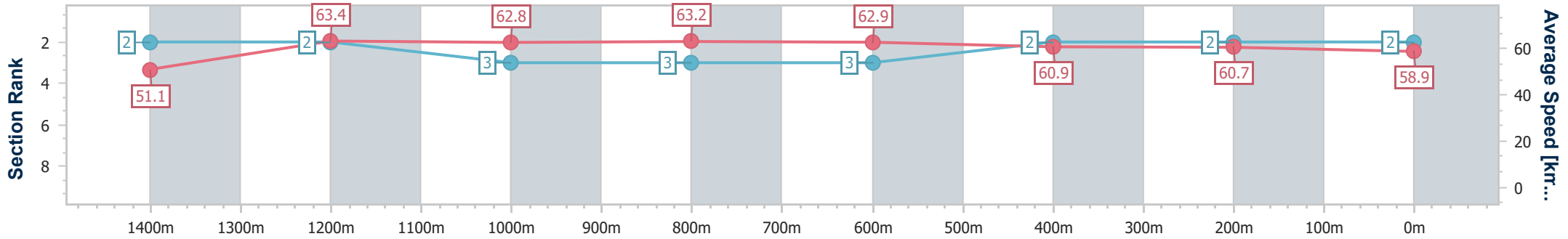
Horse/Jockey Name	Dollar Dollar
Final Rank	2
Fastest Section Time (Section)	0:11.29 (Overall)
Top Speed [km/h] (Section)	65.1 (1000m)
Race State	Finished



Mackay QLD Professional  
 Race 6: BECOME A MEMBER MTC OPEN Handicap - 1560m  
 14 November 2024 - 15:27  
 Track Rating: Good 4, Weather: Fine, Rail Position: True



Section	Overall	1400m	1200m	1000m	800m	600m	400m	200m
Section Times	1:33.48 [2] (0:11.29)	1:22.19 [2] (0:11.49)	1:10.70 [2] (0:11.63)	0:59.07 [3] (0:11.52)	0:47.55 [3] (0:11.53)	0:36.02 [3] (0:11.92)	0:24.10 [2] (0:11.88)	0:12.22 [2] (0:12.22)
Average Speed [km/h]	51.1	63.4	62.8	63.2	62.9	60.9	60.7	58.9
Top Speed [km/h]	62.5	64.3	64.8	65.1	64.2	62.3	61.8	61.6
Avg. Dist. to Rail [m]	7.7	3.3	4.5	4.6	3.0	0.8	2.8	4.1
Avg. Stride Freq. [Hz]	2.3	2.5	2.4	2.4	2.4	2.4	2.4	2.4
Avg. Stride Length [m]	6.1	7.1	7.2	7.3	7.3	7.1	6.9	6.8



- [ ] Ranking at each section and finish
- .-.- No data available at this section
- NA No data available



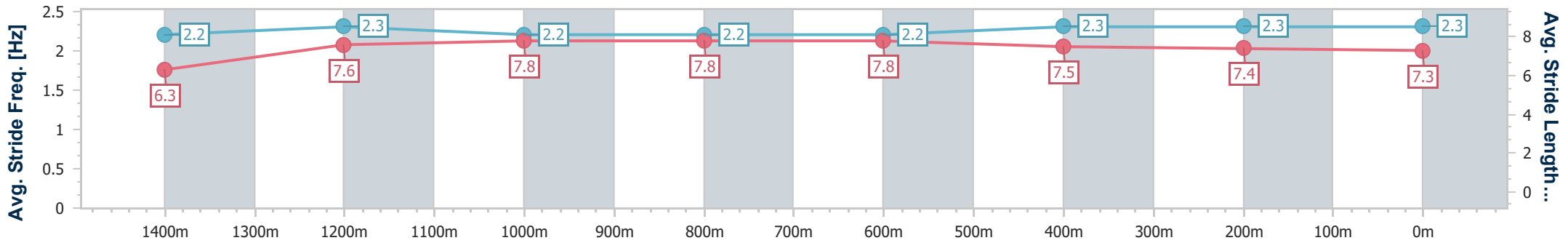
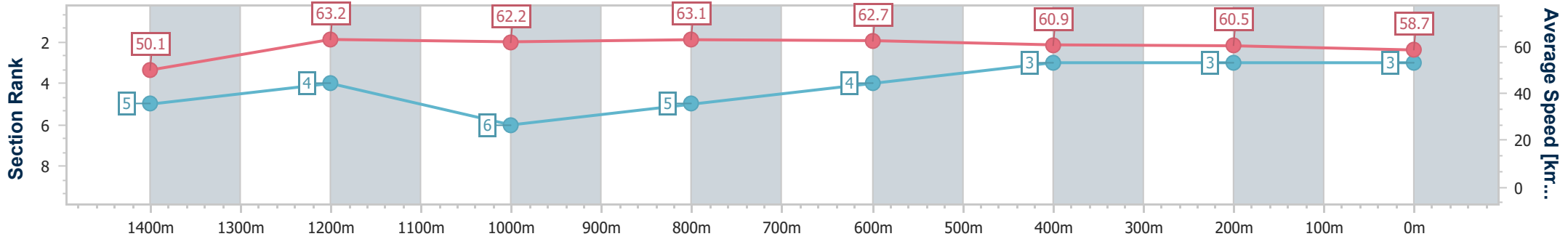
Horse/Jockey Name	Kellers Shelter
Final Rank	3
Fastest Section Time (Section)	0:11.44 (1000m)
Top Speed [km/h] (Section)	64.2 (1400m)
Race State	Finished



Mackay QLD Professional  
 Race 6: BECOME A MEMBER MTC OPEN Handicap - 1560m  
 14 November 2024 - 15:27  
 Track Rating: Good 4, Weather: Fine, Rail Position: True



Section	Overall	1400m	1200m	1000m	800m	600m	400m	200m
Section Times	1:33.67 [3] (0:11.48)	1:22.19 [5] (0:11.54)	1:10.65 [4] (0:11.68)	0:58.97 [6] (0:11.44)	0:47.53 [5] (0:11.56)	0:35.97 [4] (0:11.84)	0:24.13 [3] (0:11.90)	0:12.23 [3] (0:12.23)
Average Speed [km/h]	50.1	63.2	62.2	63.1	62.7	60.9	60.5	58.7
Top Speed [km/h]	63.4	64.2	63.3	63.9	63.5	61.6	61.5	61.6
Avg. Dist. to Rail [m]	5.7	2.5	3.0	2.4	2.0	0.5	0.9	2.1
Avg. Stride Freq. [Hz]	2.2	2.3	2.2	2.2	2.2	2.3	2.3	2.3
Avg. Stride Length [m]	6.3	7.6	7.8	7.8	7.8	7.5	7.4	7.3



- [ ] Ranking at each section and finish
- .-.- No data available at this section
- NA No data available



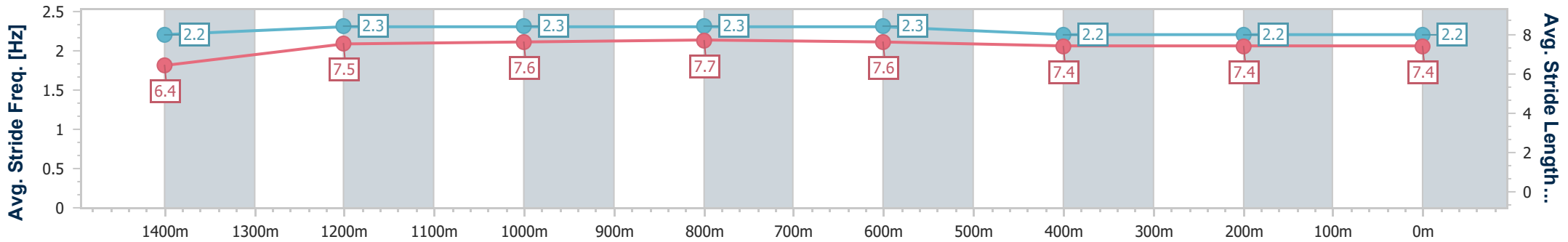
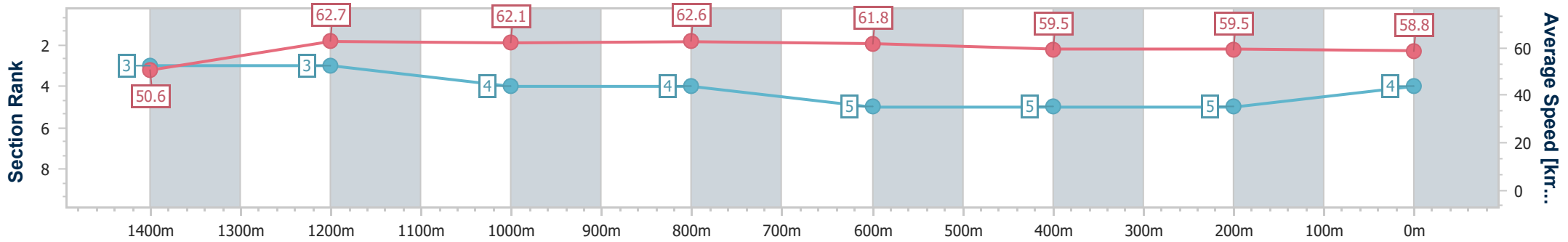
Horse/Jockey Name	Deel With Me
Final Rank	4
Fastest Section Time (Section)	0:11.34 (Overall)
Top Speed [km/h] (Section)	63.5 (1200m)
Race State	Finished



Mackay QLD Professional  
 Race 6: BECOME A MEMBER MTC OPEN Handicap - 1560m  
 14 November 2024 - 15:27  
 Track Rating: Good 4, Weather: Fine, Rail Position: True



Section	Overall	1400m	1200m	1000m	800m	600m	400m	200m
Section Times	1:34.08 [4] (0:11.34)	1:22.74 [3] (0:11.59)	1:11.15 [3] (0:11.64)	0:59.51 [4] (0:11.54)	0:47.97 [4] (0:11.63)	0:36.34 [5] (0:12.02)	0:24.32 [5] (0:12.04)	0:12.28 [5] (0:12.28)
Average Speed [km/h]	50.6	62.7	62.1	62.6	61.8	59.5	59.5	58.8
Top Speed [km/h]	62.4	63.4	63.5	63.0	62.9	60.5	60.9	61.1
Avg. Dist. to Rail [m]	3.5	1.6	1.7	1.0	0.7	0.9	1.3	2.2
Avg. Stride Freq. [Hz]	2.2	2.3	2.3	2.3	2.3	2.2	2.2	2.2
Avg. Stride Length [m]	6.4	7.5	7.6	7.7	7.6	7.4	7.4	7.4



- [ ] Ranking at each section and finish
- .-.- No data available at this section
- NA No data available





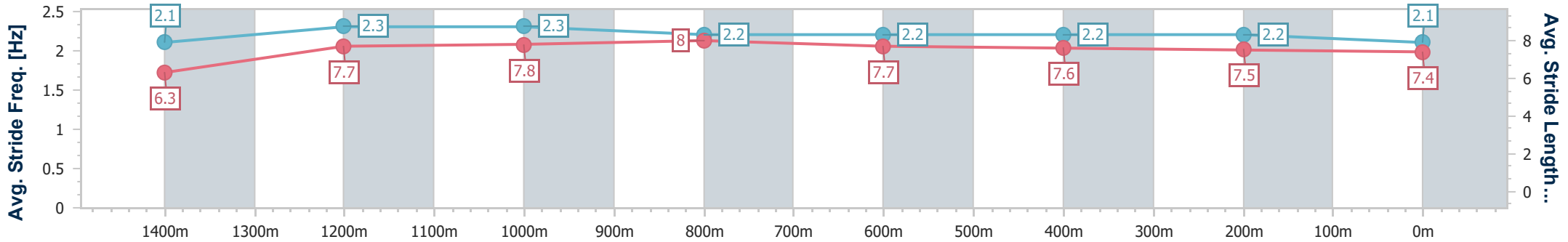
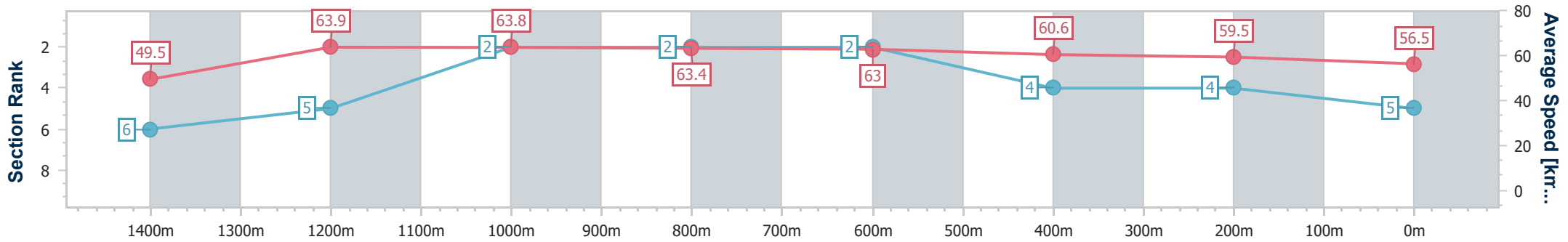
Horse/Jockey Name	Bondurant
Final Rank	5
Fastest Section Time (Section)	0:11.35 (1200m)
Top Speed [km/h] (Section)	65.7 (1200m)
Race State	Finished



Mackay QLD Professional  
 Race 6: BECOME A MEMBER MTC OPEN Handicap - 1560m  
 14 November 2024 - 15:27  
 Track Rating: Good 4, Weather: Fine, Rail Position: True



Section	Overall	1400m	1200m	1000m	800m	600m	400m	200m
Section Times	1:34.52 [5] (0:11.65)	1:22.87 [6] (0:11.39)	1:11.48 [5] (0:11.35)	1:00.13 [2] (0:11.53)	0:48.60 [2] (0:11.54)	0:37.06 [2] (0:12.11)	0:24.95 [4] (0:12.22)	0:12.73 [4] (0:12.73)
Average Speed [km/h]	49.5	63.9	63.8	63.4	63.0	60.6	59.5	56.5
Top Speed [km/h]	63.1	65.7	65.7	64.4	65.0	61.7	59.7	59.1
Avg. Dist. to Rail [m]	7.6	2.5	4.3	4.2	3.5	2.6	3.8	4.4
Avg. Stride Freq. [Hz]	2.1	2.3	2.3	2.2	2.2	2.2	2.2	2.1
Avg. Stride Length [m]	6.3	7.7	7.8	8.0	7.7	7.6	7.5	7.4



- [ ] Ranking at each section and finish
- .-.- No data available at this section
- NA No data available



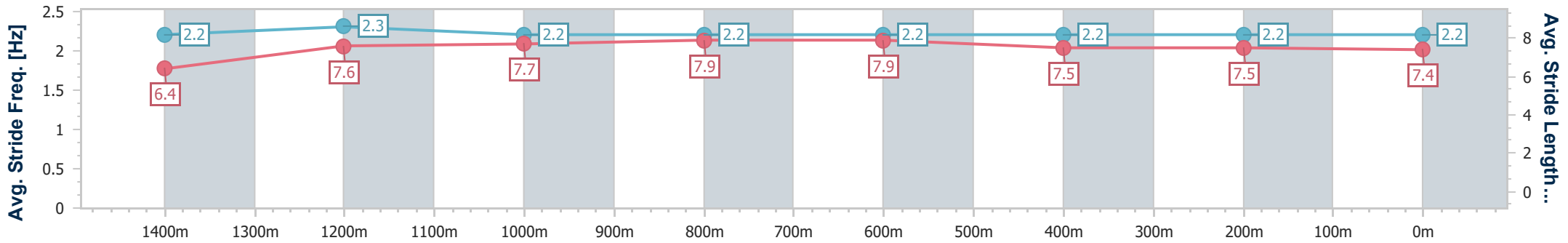
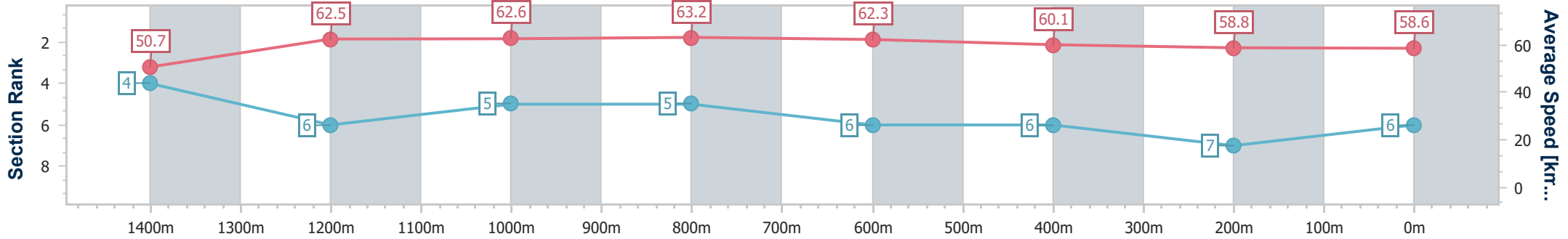
Horse/Jockey Name	Bering Sea
Final Rank	6
Fastest Section Time (Section)	0:11.39 (Overall)
Top Speed [km/h] (Section)	63.6 (1400m)
Race State	Finished



Mackay QLD Professional  
 Race 6: BECOME A MEMBER MTC OPEN Handicap - 1560m  
 14 November 2024 - 15:27  
 Track Rating: Good 4, Weather: Fine, Rail Position: True



Section	Overall	1400m	1200m	1000m	800m	600m	400m	200m
Section Times	1:34.52 [6] (0:11.39)	1:23.13 [4] (0:11.69)	1:11.44 [6] (0:11.56)	0:59.88 [5] (0:11.50)	0:48.38 [5] (0:11.65)	0:36.73 [6] (0:12.15)	0:24.58 [6] (0:12.28)	0:12.30 [7] (0:12.30)
Average Speed [km/h]	50.7	62.5	62.6	63.2	62.3	60.1	58.8	58.6
Top Speed [km/h]	62.2	63.6	63.4	63.4	63.2	61.0	59.5	60.2
Avg. Dist. to Rail [m]	8.8	3.6	2.8	2.5	2.6	1.8	2.9	2.5
Avg. Stride Freq. [Hz]	2.2	2.3	2.2	2.2	2.2	2.2	2.2	2.2
Avg. Stride Length [m]	6.4	7.6	7.7	7.9	7.9	7.5	7.5	7.4



- [ ] Ranking at each section and finish
- .-.- No data available at this section
- NA No data available



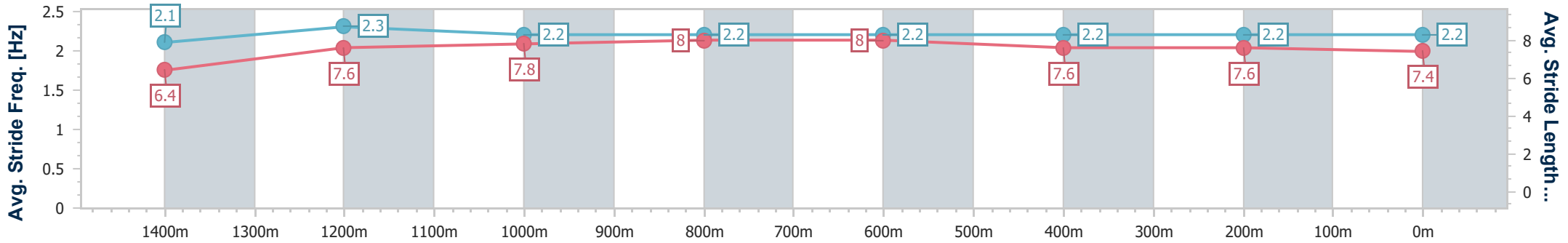
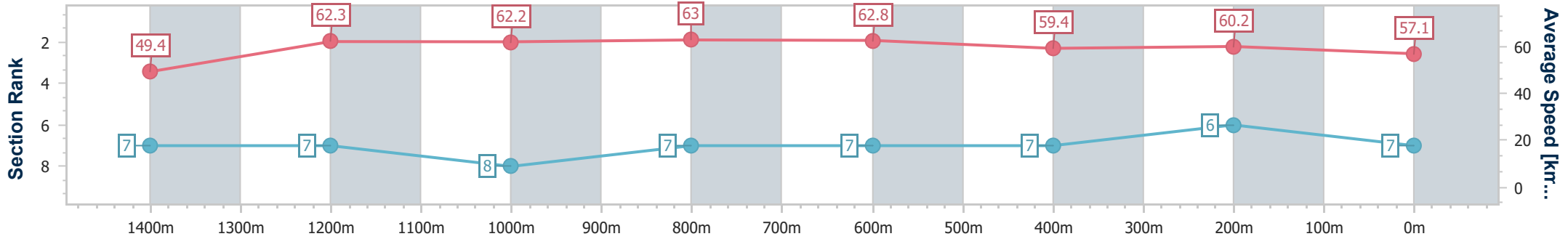
Horse/Jockey Name	Private Cheetah
Final Rank	7
Fastest Section Time (Section)	0:11.44 (1000m)
Top Speed [km/h] (Section)	64.3 (1000m)
Race State	Finished



Mackay QLD Professional  
 Race 6: BECOME A MEMBER MTC OPEN Handicap - 1560m  
 14 November 2024 - 15:27  
 Track Rating: Good 4, Weather: Fine, Rail Position: True



Section	Overall	1400m	1200m	1000m	800m	600m	400m	200m
Section Times	1:34.80 [7] (0:11.66)	1:23.14 [7] (0:11.67)	1:11.47 [7] (0:11.63)	0:59.84 [8] (0:11.44)	0:48.40 [7] (0:11.53)	0:36.87 [7] (0:12.25)	0:24.62 [7] (0:12.03)	0:12.59 [6] (0:12.59)
Average Speed [km/h]	49.4	62.3	62.2	63.0	62.8	59.4	60.2	57.1
Top Speed [km/h]	60.9	64.0	63.3	64.3	64.2	61.2	61.4	60.7
Avg. Dist. to Rail [m]	9.6	2.5	1.1	1.0	1.1	1.4	4.5	5.5
Avg. Stride Freq. [Hz]	2.1	2.3	2.2	2.2	2.2	2.2	2.2	2.2
Avg. Stride Length [m]	6.4	7.6	7.8	8.0	8.0	7.6	7.6	7.4



- [ ] Ranking at each section and finish
- .-.-.- No data available at this section
- NA No data available



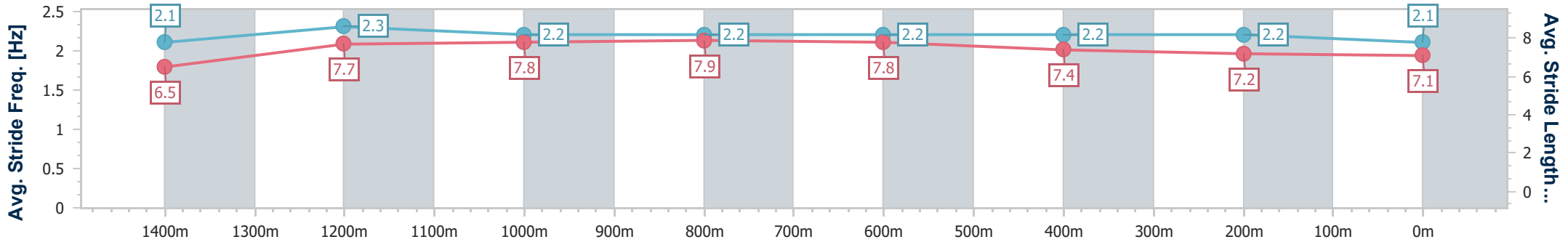
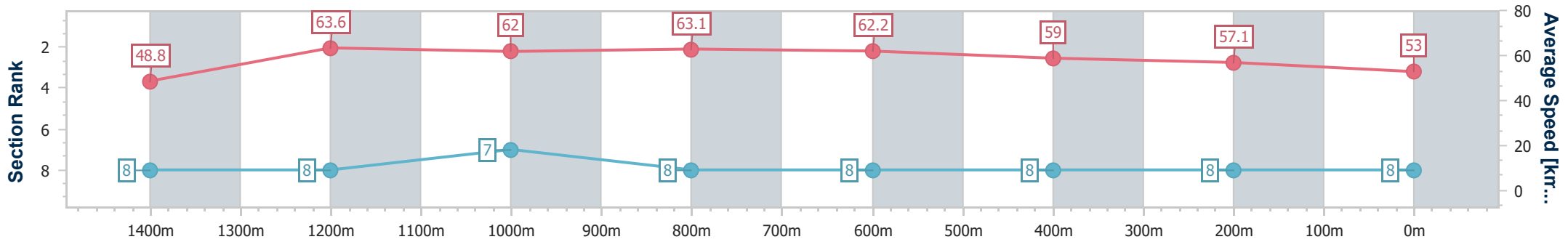
Horse/Jockey Name	Malvagio
Final Rank	8
Fastest Section Time (Section)	0:11.48 (1000m)
Top Speed [km/h] (Section)	65.6 (1400m)
Race State	Finished



Mackay QLD Professional  
 Race 6: BECOME A MEMBER MTC OPEN Handicap - 1560m  
 14 November 2024 - 15:27  
 Track Rating: Good 4, Weather: Fine, Rail Position: True



Section	Overall	1400m	1200m	1000m	800m	600m	400m	200m
Section Times	1:36.42 [8] (0:11.78)	1:24.64 [8] (0:11.56)	1:13.08 [8] (0:11.60)	1:01.48 [7] (0:11.48)	0:50.00 [8] (0:11.58)	0:38.42 [8] (0:12.20)	0:26.22 [8] (0:12.62)	0:13.60 [8] (0:13.60)
Average Speed [km/h]	48.8	63.6	62.0	63.1	62.2	59.0	57.1	53.0
Top Speed [km/h]	62.2	65.6	65.2	64.0	63.8	61.6	57.8	56.1
Avg. Dist. to Rail [m]	10.8	3.6	1.6	1.0	0.6	0.3	1.1	1.6
Avg. Stride Freq. [Hz]	2.1	2.3	2.2	2.2	2.2	2.2	2.2	2.1
Avg. Stride Length [m]	6.5	7.7	7.8	7.9	7.8	7.4	7.2	7.1



- [ ] Ranking at each section and finish
- .-.- No data available at this section
- NA No data available



# Mackay QLD Professional

## Race 7: MOYLE CONSTRUCTIONS Class 1 Plate - 1560m

14 November 2024 - 16:05



MACKAY TURF CLUB  
Ooralea Racecourse

Track Rating: Good 4, Weather: Fine, Rail Position: True

Section		Overall	1400m	1200m	1000m	800m	600m	400m	Last 600m				
Field Times		1:33.90 (0:11.31)	1:22.59 (0:11.48)	1:11.11 (0:11.52)	0:59.59 (0:11.43)	0:48.16 (0:11.24)	0:36.92 (0:11.72)	0:25.20 (0:12.23)	0:36.92				
Rank	TAB Horse/Jockey	Barrier	Top Speed [km/h]	Fastest Section									Distance Travelled [m]
1	3 GENERAL HIPPO Leah Martyn	2	64.8 800m	0:11.31 800m	1:33.90 [1] (0:11.55)	1:22.35 [2] (0:11.56)	1:10.79 [3] (0:11.43)	0:59.36 [3] (0:11.47)	0:47.89 [3] (0:11.31)	0:36.58 [3] (0:11.55)	0:25.03 [3] (0:12.06)	0:36.58	
2	2 BO BO BEWARE Ashley Butler	10	66.6 1400m	0:11.20 800m	1:34.13 [2] (0:11.57)	1:22.56 [3] (0:11.35)	1:11.21 [2] (0:11.46)	0:59.75 [2] (0:11.40)	0:48.35 [2] (0:11.20)	0:37.15 [1] (0:11.72)	0:25.43 [1] (0:12.36)	0:37.15	+3
3	4 RELEASE LE MISSILE Sean Cormack	6	64.1 1200m	0:11.42 800m	1:34.31 [3] (0:12.09)	1:22.22 [8] (0:11.88)	1:10.34 [8] (0:11.46)	0:58.88 [8] (0:11.56)	0:47.32 [7] (0:11.42)	0:35.90 [8] (0:11.56)	0:24.34 [6] (0:11.74)	0:35.90	+6
4	5 CASA FAGLIANO Warwick Satherley	8	64.0 800m	0:11.41 800m	1:34.38 [4] (0:11.66)	1:22.72 [4] (0:11.73)	1:10.99 [4] (0:11.52)	0:59.47 [4] (0:11.62)	0:47.85 [5] (0:11.41)	0:36.44 [5] (0:11.71)	0:24.73 [5] (0:11.98)	0:36.44	+1
5	7 PRIDE AN' JOY Michael Murphy	1	64.9 800m	0:11.22 800m	1:34.40 [5] (0:11.81)	1:22.59 [6] (0:11.82)	1:10.77 [5] (0:11.45)	0:59.32 [5] (0:11.41)	0:47.91 [4] (0:11.22)	0:36.69 [4] (0:11.67)	0:25.02 [4] (0:12.14)	0:36.69	-2
6	9 KINGS CASTLE Raul Silvera Olivera	3	64.2 1200m	0:11.45 800m	1:34.77 [6] (0:12.48)	1:22.29 [9] (0:11.76)	1:10.53 [10] (0:11.50)	0:59.03 [9] (0:11.61)	0:47.42 [10] (0:11.45)	0:35.97 [10] (0:11.64)	0:24.33 [9] (0:11.89)	0:35.97	-1
7	6 NAHEIGHTKAY Gabrielle Semmens	7	64.6 800m	0:11.37 800m	1:35.05 [7] (0:11.81)	1:23.24 [7] (0:11.94)	1:11.30 [7] (0:11.55)	0:59.75 [7] (0:11.70)	0:48.05 [8] (0:11.37)	0:36.68 [7] (0:11.66)	0:25.02 [7] (0:12.13)	0:36.68	-1
8	8 HADMYTIME Ryan Wiggins	9	66.4 1400m	0:11.29 800m	1:35.09 [8] (0:11.31)	1:23.78 [1] (0:11.48)	1:12.30 [1] (0:11.52)	1:00.78 [1] (0:11.43)	0:49.35 [1] (0:11.29)	0:38.06 [2] (0:11.80)	0:26.26 [2] (0:12.46)	0:38.06	-5
9	10 MADNUS LEE Justin Stanley	4	65.7 1400m	0:11.46 800m	1:35.97 [9] (0:12.49)	1:23.48 [10] (0:11.73)	1:11.75 [9] (0:11.53)	1:00.22 [10] (0:11.57)	0:48.65 [9] (0:11.46)	0:37.19 [9] (0:11.83)	0:25.36 [10] (0:12.37)	0:37.19	+3
10	1 ALREADY BETTER Adam Sewell	5	64.9 800m	0:11.31 800m	1:37.28 [10] (0:11.75)	1:25.53 [5] (0:11.98)	1:13.55 [6] (0:11.51)	1:02.04 [6] (0:11.66)	0:50.38 [6] (0:11.31)	0:39.07 [6] (0:11.85)	0:27.22 [8] (0:12.68)	0:39.07	-5

[ ] Ranking at each section and finish  
 -:-:- No data available at this section  
 NA No data available

SCN Saddle cloth number  
 DNF Did not finish  
 DNT Did not track



# Mackay QLD Professional

## Race 7: MOYLE CONSTRUCTIONS Class 1 Plate - 1560m

14 November 2024 - 16:05



Track Rating: Good 4, Weather: Fine, Rail Position: True

Section				200m				Last 600m	
Field Times				0:12.97				0:36.92	
				(0:12.97)					
Rank	TAB	Horse/Jockey	Barrier	Top Speed [km/h]	Fastest Section	Margin			Distance Travelled [m]
1	3	<b>GENERAL HIPPO</b> Leah Martyn	2	64.8 800m	0:11.31 800m	0:12.97 [1] (0:12.97)	1:33.90		0:36.58
2	2	<b>BO BO BEWARE</b> Ashley Butler	10	66.6 1400m	0:11.20 800m	0:13.07 [2] (0:13.07)	1.32L		0:37.15 +3
3	4	<b>RELEASE LE MISSILE</b> Sean Cormack	6	64.1 1200m	0:11.42 800m	0:12.60 [6] (0:12.60)	2.38L		0:35.90 +6
4	5	<b>CASA FAGLIANO</b> Warwick Satherley	8	64.0 800m	0:11.41 800m	0:12.75 [5] (0:12.75)	2.81L		0:36.44 +1
5	7	<b>PRIDE AN' JOY</b> Michael Murphy	1	64.9 800m	0:11.22 800m	0:12.88 [4] (0:12.88)	2.93L		0:36.69 -2
6	9	<b>KINGS CASTLE</b> Raul Silvera Olivera	3	64.2 1200m	0:11.45 800m	0:12.44 [8] (0:12.44)	5.1L		0:35.97 -1
7	6	<b>NAHEIGHTKAY</b> Gabrielle Semmens	7	64.6 800m	0:11.37 800m	0:12.89 [7] (0:12.89)	6.77L		0:36.68 -1
8	8	<b>HADMYTIME</b> Ryan Wiggins	9	66.4 1400m	0:11.29 800m	0:13.80 [3] (0:13.80)	6.98L		0:38.06 -5
9	10	<b>MADNUS LEE</b> Justin Stanley	4	65.7 1400m	0:11.46 800m	0:12.99 [10] (0:12.99)	12.19L		0:37.19 +3
10	1	<b>ALREADY BETTER</b> Adam Sewell	5	64.9 800m	0:11.31 800m	0:14.54 [9] (0:14.54)	19.86L		0:39.07 -5

[ ] Ranking at each section and finish  
 -:-:- No data available at this section  
 NA No data available

SCN Saddle cloth number  
 DNF Did not finish  
 DNT Did not track



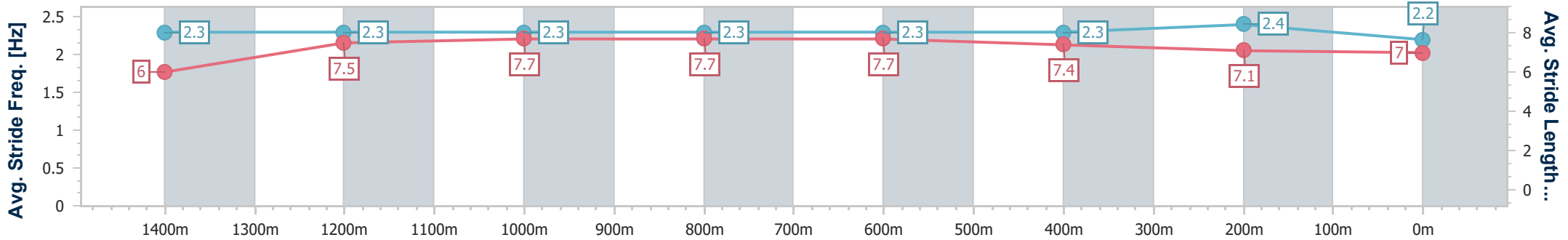
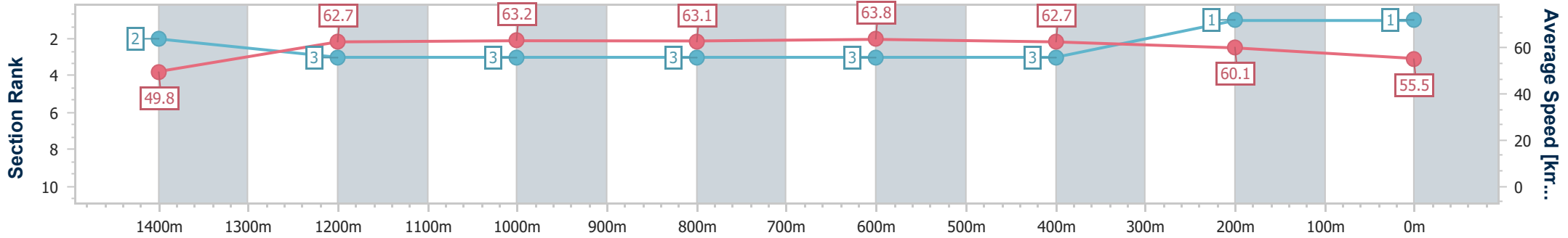
Horse/Jockey Name	General Hippo
Final Rank	1
Fastest Section Time (Section)	0:11.31 (800m)
Top Speed [km/h] (Section)	64.8 (800m)
Race State	Finished



Mackay QLD Professional  
 Race 7: MOYLE CONSTRUCTIONS Class 1 Plate - 1560m  
 14 November 2024 - 16:05  
 Track Rating: Good 4, Weather: Fine, Rail Position: True



Section	Overall	1400m	1200m	1000m	800m	600m	400m	200m
Section Times	1:33.90 [1] (0:11.55)	1:22.35 [2] (0:11.56)	1:10.79 [3] (0:11.43)	0:59.36 [3] (0:11.47)	0:47.89 [3] (0:11.31)	0:36.58 [3] (0:11.55)	0:25.03 [3] (0:12.06)	0:12.97 [1] (0:12.97)
Average Speed [km/h]	49.8	62.7	63.2	63.1	63.8	62.7	60.1	55.5
Top Speed [km/h]	63.3	63.5	64.3	63.6	64.8	64.0	61.3	58.7
Avg. Dist. to Rail [m]	5.4	1.4	1.0	0.9	1.0	0.9	5.9	7.7
Avg. Stride Freq. [Hz]	2.3	2.3	2.3	2.3	2.3	2.3	2.4	2.2
Avg. Stride Length [m]	6.0	7.5	7.7	7.7	7.7	7.4	7.1	7.0



- [ ] Ranking at each section and finish
- .-.- No data available at this section
- NA No data available



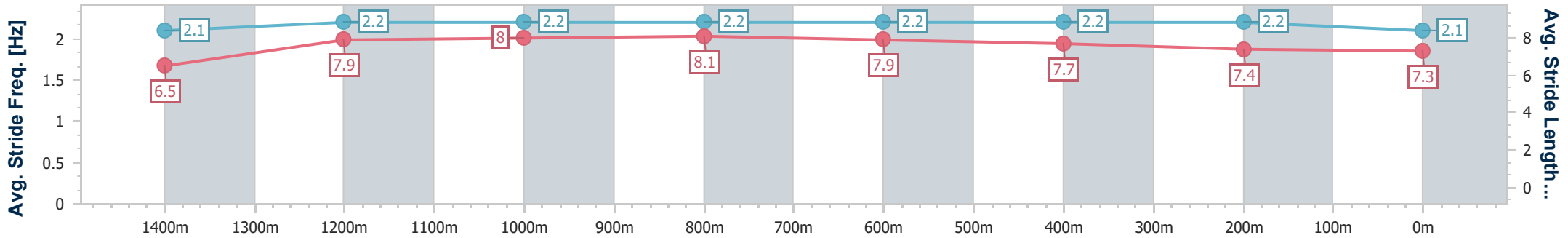
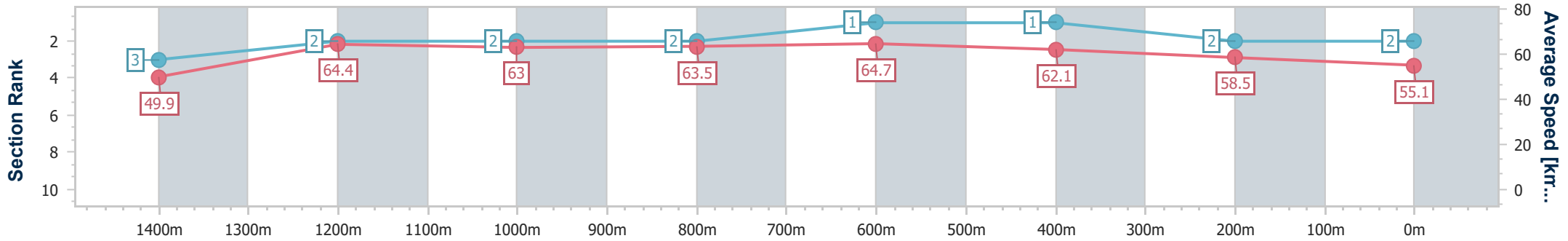
Horse/Jockey Name	Bo Bo Beware
Final Rank	2
Fastest Section Time (Section)	0:11.20 (800m)
Top Speed [km/h] (Section)	66.6 (1400m)
Race State	Finished



Mackay QLD Professional  
 Race 7: MOYLE CONSTRUCTIONS Class 1 Plate - 1560m  
 14 November 2024 - 16:05  
 Track Rating: Good 4, Weather: Fine, Rail Position: True



Section	Overall	1400m	1200m	1000m	800m	600m	400m	200m
Section Times	1:34.13 [2] (0:11.57)	1:22.56 [3] (0:11.35)	1:11.21 [2] (0:11.46)	0:59.75 [2] (0:11.40)	0:48.35 [2] (0:11.20)	0:37.15 [1] (0:11.72)	0:25.43 [1] (0:12.36)	0:13.07 [2] (0:13.07)
Average Speed [km/h]	49.9	64.4	63.0	63.5	64.7	62.1	58.5	55.1
Top Speed [km/h]	65.0	66.6	63.3	64.2	65.9	63.7	60.7	58.0
Avg. Dist. to Rail [m]	11.7	3.2	2.4	2.1	1.9	1.7	3.1	4.8
Avg. Stride Freq. [Hz]	2.1	2.2	2.2	2.2	2.2	2.2	2.2	2.1
Avg. Stride Length [m]	6.5	7.9	8.0	8.1	7.9	7.7	7.4	7.3



- [ ] Ranking at each section and finish
- .-.- No data available at this section
- NA No data available





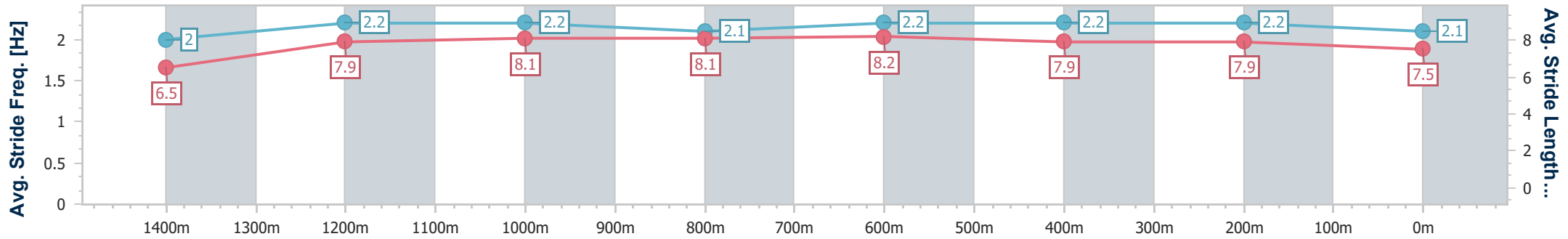
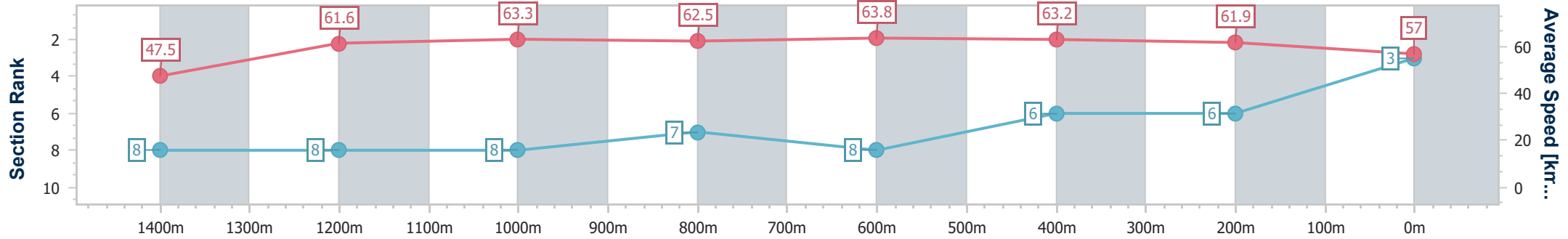
Horse/Jockey Name	Release Le Missile
Final Rank	3
Fastest Section Time (Section)	0:11.42 (800m)
Top Speed [km/h] (Section)	64.1 (1200m)
Race State	Finished



Mackay QLD Professional  
 Race 7: MOYLE CONSTRUCTIONS Class 1 Plate - 1560m  
 14 November 2024 - 16:05  
 Track Rating: Good 4, Weather: Fine, Rail Position: True



Section	Overall	1400m	1200m	1000m	800m	600m	400m	200m
Section Times	1:34.31 [3] (0:12.09)	1:22.22 [8] (0:11.88)	1:10.34 [8] (0:11.46)	0:58.88 [8] (0:11.56)	0:47.32 [7] (0:11.42)	0:35.90 [8] (0:11.56)	0:24.34 [6] (0:11.74)	0:12.60 [6] (0:12.60)
Average Speed [km/h]	47.5	61.6	63.3	62.5	63.8	63.2	61.9	57.0
Top Speed [km/h]	61.2	62.3	64.1	63.9	64.1	64.1	62.6	60.8
Avg. Dist. to Rail [m]	7.2	3.0	2.6	2.2	2.3	2.5	5.5	8.6
Avg. Stride Freq. [Hz]	2.0	2.2	2.2	2.1	2.2	2.2	2.2	2.1
Avg. Stride Length [m]	6.5	7.9	8.1	8.1	8.2	7.9	7.9	7.5



- [ ] Ranking at each section and finish
- .-.- No data available at this section
- NA No data available



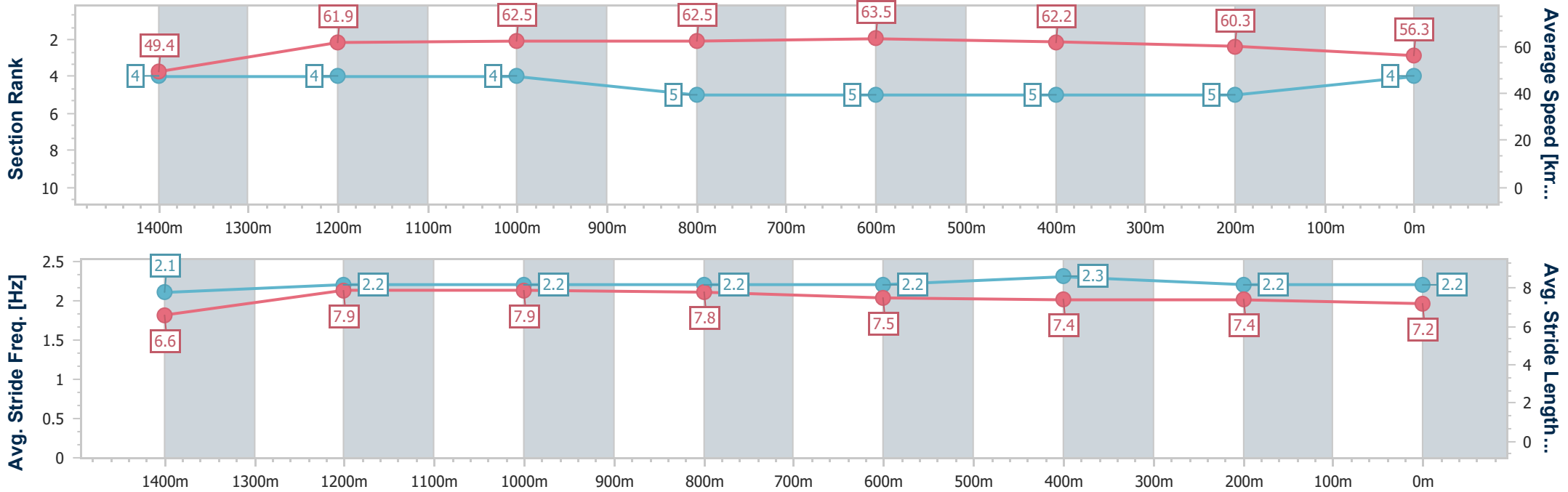
Horse/Jockey Name	Casa Fagliano
Final Rank	4
Fastest Section Time (Section)	0:11.41 (800m)
Top Speed [km/h] (Section)	64.0 (800m)
Race State	Finished



Mackay QLD Professional  
 Race 7: MOYLE CONSTRUCTIONS Class 1 Plate - 1560m  
 14 November 2024 - 16:05  
 Track Rating: Good 4, Weather: Fine, Rail Position: True



Section	Overall	1400m	1200m	1000m	800m	600m	400m	200m
Section Times	1:34.38 [4] (0:11.66)	1:22.72 [4] (0:11.73)	1:10.99 [4] (0:11.52)	0:59.47 [4] (0:11.62)	0:47.85 [5] (0:11.41)	0:36.44 [5] (0:11.71)	0:24.73 [5] (0:11.98)	0:12.75 [5] (0:12.75)
Average Speed [km/h]	49.4	61.9	62.5	62.5	63.5	62.2	60.3	56.3
Top Speed [km/h]	62.1	62.5	62.9	63.2	64.0	63.5	60.9	59.7
Avg. Dist. to Rail [m]	8.2	1.4	1.1	1.9	2.0	1.6	1.7	2.1
Avg. Stride Freq. [Hz]	2.1	2.2	2.2	2.2	2.2	2.3	2.2	2.2
Avg. Stride Length [m]	6.6	7.9	7.9	7.8	7.5	7.4	7.4	7.2



- [ ] Ranking at each section and finish
- .-.- No data available at this section
- NA No data available



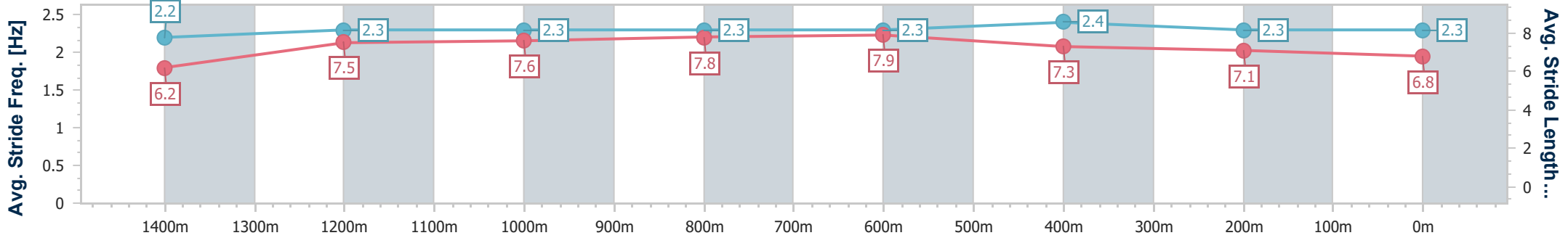
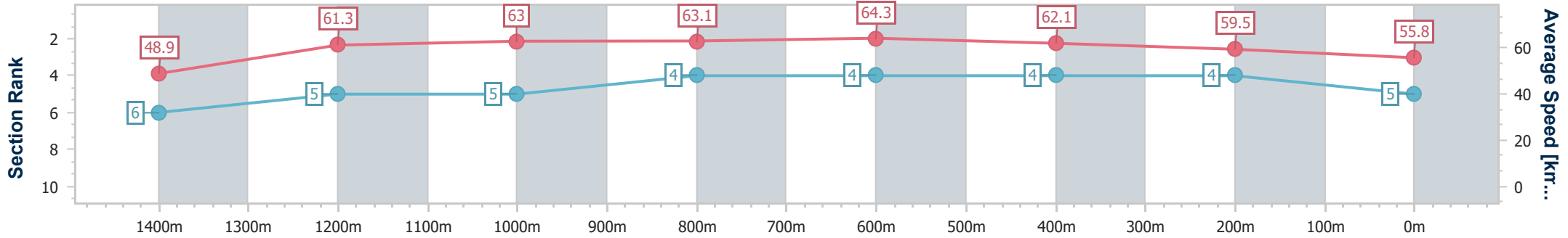
Horse/Jockey Name	Pride An' Joy
Final Rank	5
Fastest Section Time (Section)	0:11.22 (800m)
Top Speed [km/h] (Section)	64.9 (800m)
Race State	Finished



Mackay QLD Professional  
 Race 7: MOYLE CONSTRUCTIONS Class 1 Plate - 1560m  
 14 November 2024 - 16:05  
 Track Rating: Good 4, Weather: Fine, Rail Position: True



Section	Overall	1400m	1200m	1000m	800m	600m	400m	200m
Section Times	1:34.40 [5] (0:11.81)	1:22.59 [6] (0:11.82)	1:10.77 [5] (0:11.45)	0:59.32 [5] (0:11.41)	0:47.91 [4] (0:11.22)	0:36.69 [4] (0:11.67)	0:25.02 [4] (0:12.14)	0:12.88 [4] (0:12.88)
Average Speed [km/h]	48.9	61.3	63.0	63.1	64.3	62.1	59.5	55.8
Top Speed [km/h]	61.6	62.1	63.5	64.3	64.9	64.2	61.2	58.0
Avg. Dist. to Rail [m]	4.0	1.7	0.9	0.4	0.7	0.9	3.4	5.9
Avg. Stride Freq. [Hz]	2.2	2.3	2.3	2.3	2.3	2.4	2.3	2.3
Avg. Stride Length [m]	6.2	7.5	7.6	7.8	7.9	7.3	7.1	6.8



- [ ] Ranking at each section and finish
- .-.- No data available at this section
- NA No data available



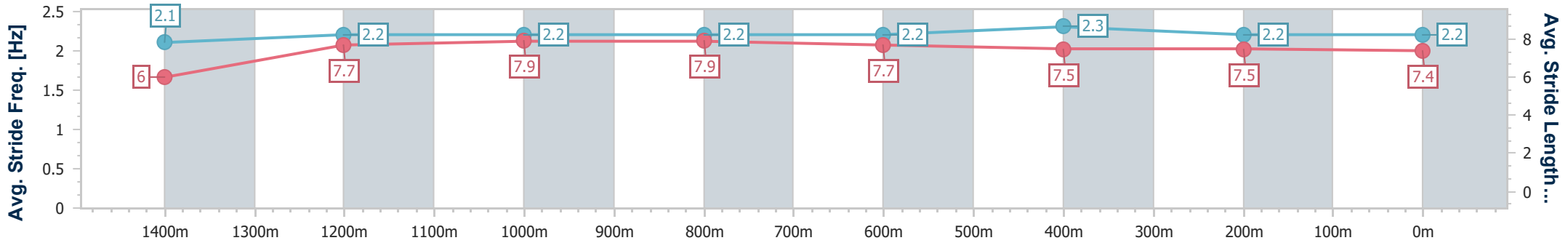
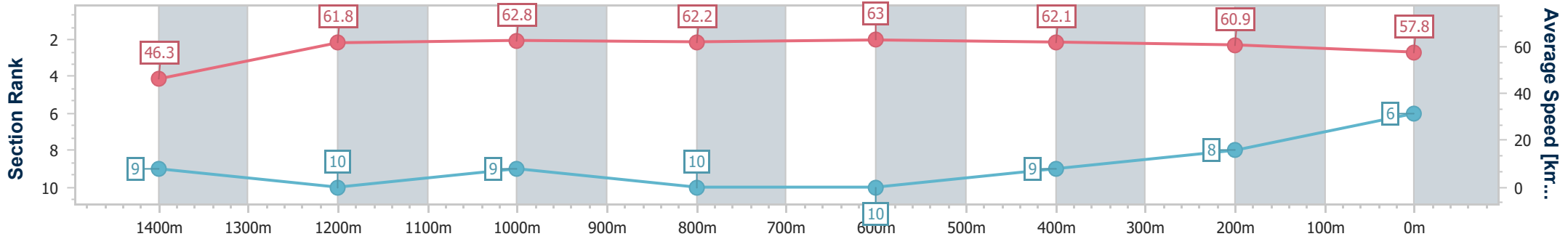
Horse/Jockey Name	Kings Castle
Final Rank	6
Fastest Section Time (Section)	0:11.45 (800m)
Top Speed [km/h] (Section)	64.2 (1200m)
Race State	Finished



Mackay QLD Professional  
 Race 7: MOYLE CONSTRUCTIONS Class 1 Plate - 1560m  
 14 November 2024 - 16:05  
 Track Rating: Good 4, Weather: Fine, Rail Position: True



Section	Overall	1400m	1200m	1000m	800m	600m	400m	200m
Section Times	1:34.77 [6] (0:12.48)	1:22.29 [9] (0:11.76)	1:10.53 [10] (0:11.50)	0:59.03 [9] (0:11.61)	0:47.42 [10] (0:11.45)	0:35.97 [10] (0:11.64)	0:24.33 [9] (0:11.89)	0:12.44 [8] (0:12.44)
Average Speed [km/h]	46.3	61.8	62.8	62.2	63.0	62.1	60.9	57.8
Top Speed [km/h]	60.9	62.2	64.2	63.1	63.5	63.4	61.5	60.4
Avg. Dist. to Rail [m]	5.4	1.9	1.5	1.3	0.9	0.6	3.9	4.7
Avg. Stride Freq. [Hz]	2.1	2.2	2.2	2.2	2.2	2.3	2.2	2.2
Avg. Stride Length [m]	6.0	7.7	7.9	7.9	7.7	7.5	7.5	7.4



- [ ] Ranking at each section and finish
- .-.- No data available at this section
- NA No data available



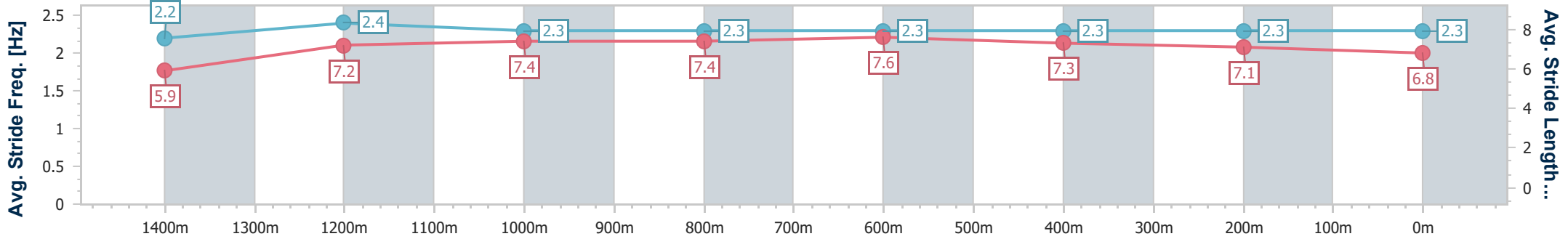
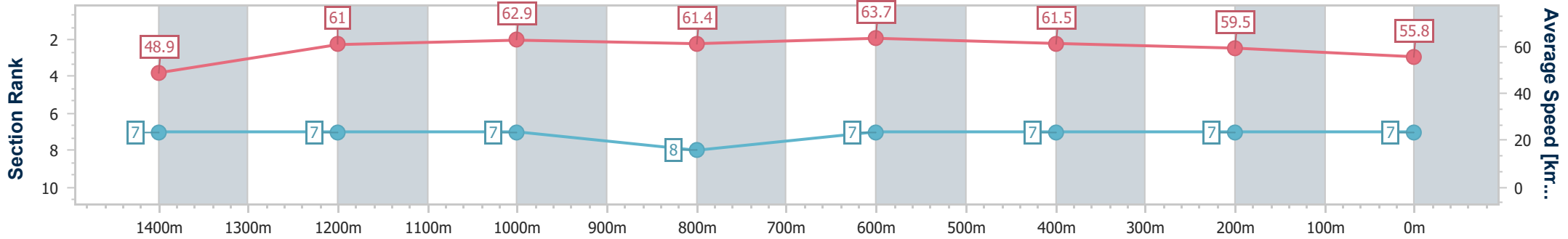
Horse/Jockey Name	Naheightkay
Final Rank	7
Fastest Section Time (Section)	0:11.37 (800m)
Top Speed [km/h] (Section)	64.6 (800m)
Race State	Finished



Mackay QLD Professional  
 Race 7: MOYLE CONSTRUCTIONS Class 1 Plate - 1560m  
 14 November 2024 - 16:05  
 Track Rating: Good 4, Weather: Fine, Rail Position: True



Section	Overall	1400m	1200m	1000m	800m	600m	400m	200m
Section Times	1:35.05 [7] (0:11.81)	1:23.24 [7] (0:11.94)	1:11.30 [7] (0:11.55)	0:59.75 [7] (0:11.70)	0:48.05 [8] (0:11.37)	0:36.68 [7] (0:11.66)	0:25.02 [7] (0:12.13)	0:12.89 [7] (0:12.89)
Average Speed [km/h]	48.9	61.0	62.9	61.4	63.7	61.5	59.5	55.8
Top Speed [km/h]	64.5	62.4	63.8	62.6	64.6	63.1	61.5	58.6
Avg. Dist. to Rail [m]	9.1	3.2	2.1	1.4	1.0	0.6	4.0	8.8
Avg. Stride Freq. [Hz]	2.2	2.4	2.3	2.3	2.3	2.3	2.3	2.3
Avg. Stride Length [m]	5.9	7.2	7.4	7.4	7.6	7.3	7.1	6.8



- [ ] Ranking at each section and finish
- .-.- No data available at this section
- NA No data available



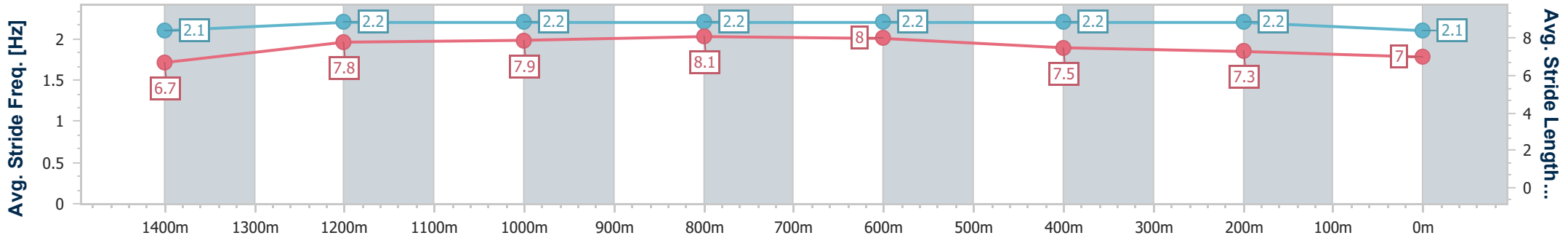
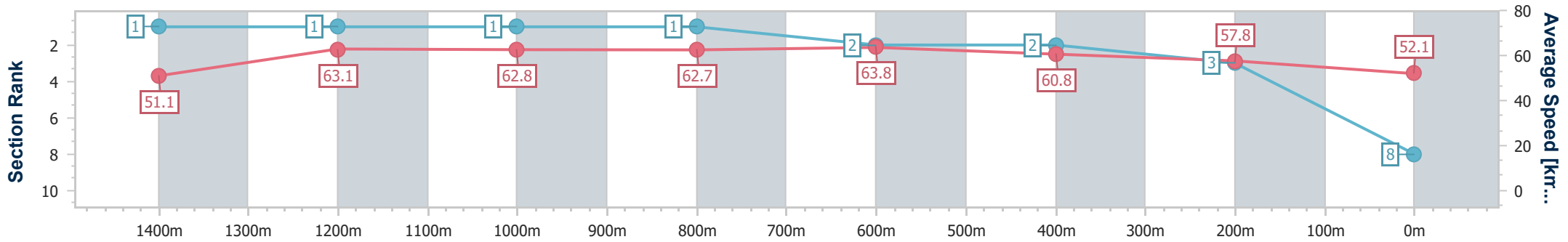
Horse/Jockey Name	Hadmytime
Final Rank	8
Fastest Section Time (Section)	0:11.29 (800m)
Top Speed [km/h] (Section)	66.4 (1400m)
Race State	Finished



Mackay QLD Professional  
 Race 7: MOYLE CONSTRUCTIONS Class 1 Plate - 1560m  
 14 November 2024 - 16:05  
 Track Rating: Good 4, Weather: Fine, Rail Position: True



Section	Overall	1400m	1200m	1000m	800m	600m	400m	200m
Section Times	1:35.09 [8] (0:11.31)	1:23.78 [1] (0:11.48)	1:12.30 [1] (0:11.52)	1:00.78 [1] (0:11.43)	0:49.35 [1] (0:11.29)	0:38.06 [2] (0:11.80)	0:26.26 [2] (0:12.46)	0:13.80 [3] (0:13.80)
Average Speed [km/h]	51.1	63.1	62.8	62.7	63.8	60.8	57.8	52.1
Top Speed [km/h]	64.9	66.4	63.7	63.2	65.0	62.5	60.9	55.0
Avg. Dist. to Rail [m]	10.7	2.2	0.5	0.2	0.5	0.6	1.4	3.5
Avg. Stride Freq. [Hz]	2.1	2.2	2.2	2.2	2.2	2.2	2.2	2.1
Avg. Stride Length [m]	6.7	7.8	7.9	8.1	8.0	7.5	7.3	7.0



- [ ] Ranking at each section and finish
- .-.- No data available at this section
- NA No data available



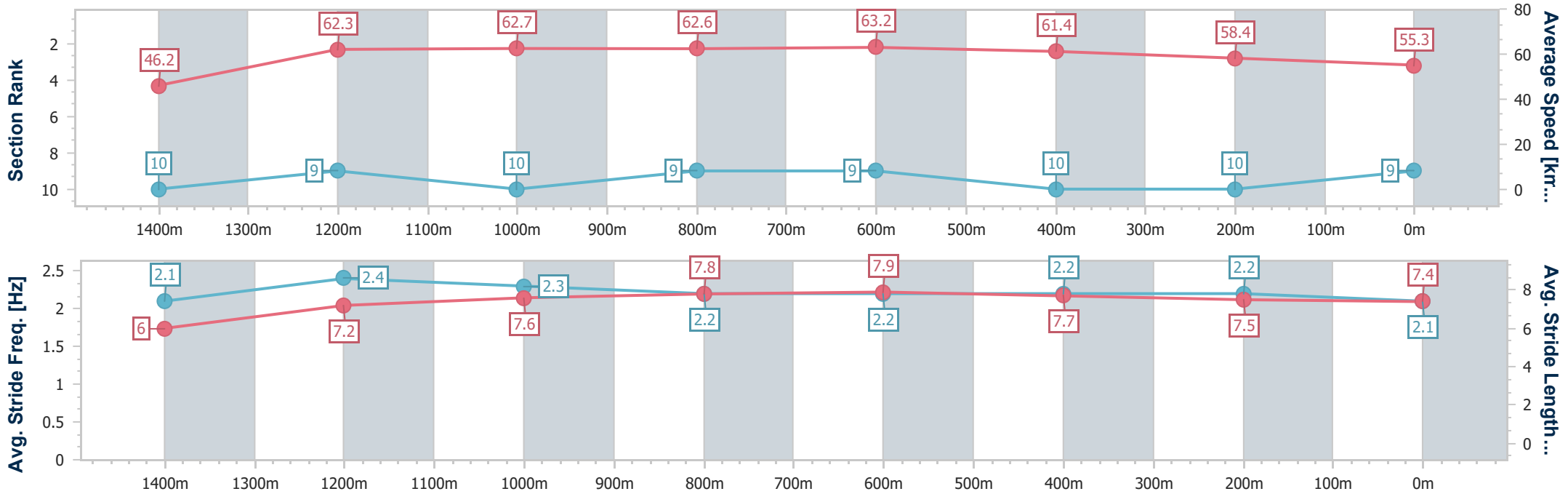
Horse/Jockey Name	Madnus Lee
Final Rank	9
Fastest Section Time (Section)	0:11.46 (800m)
Top Speed [km/h] (Section)	65.7 (1400m)
Race State	Finished



Mackay QLD Professional  
 Race 7: MOYLE CONSTRUCTIONS Class 1 Plate - 1560m  
 14 November 2024 - 16:05  
 Track Rating: Good 4, Weather: Fine, Rail Position: True



Section	Overall	1400m	1200m	1000m	800m	600m	400m	200m
Section Times	1:35.97 [9] (0:12.49)	1:23.48 [10] (0:11.73)	1:11.75 [9] (0:11.53)	1:00.22 [10] (0:11.57)	0:48.65 [9] (0:11.46)	0:37.19 [9] (0:11.83)	0:25.36 [10] (0:12.37)	0:12.99 [10] (0:12.99)
Average Speed [km/h]	46.2	62.3	62.7	62.6	63.2	61.4	58.4	55.3
Top Speed [km/h]	65.4	65.7	63.8	63.2	64.4	63.3	59.7	58.4
Avg. Dist. to Rail [m]	6.6	3.3	2.6	2.0	1.8	1.1	2.4	3.1
Avg. Stride Freq. [Hz]	2.1	2.4	2.3	2.2	2.2	2.2	2.2	2.1
Avg. Stride Length [m]	6.0	7.2	7.6	7.8	7.9	7.7	7.5	7.4



- [ ] Ranking at each section and finish
- .-.- No data available at this section
- NA No data available



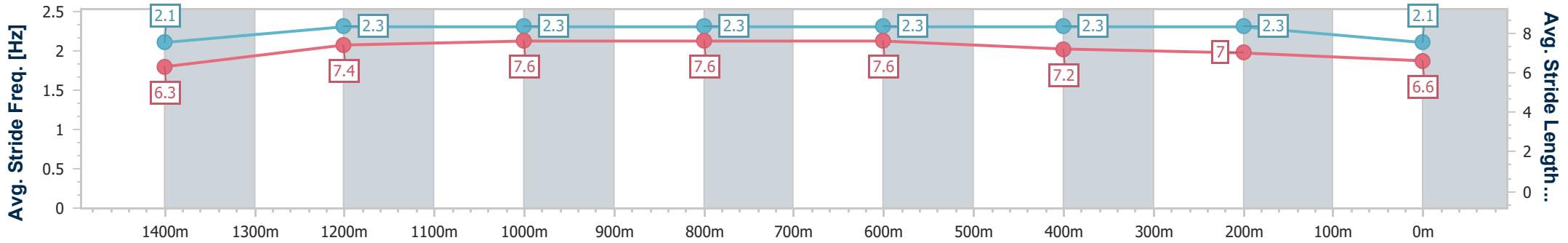
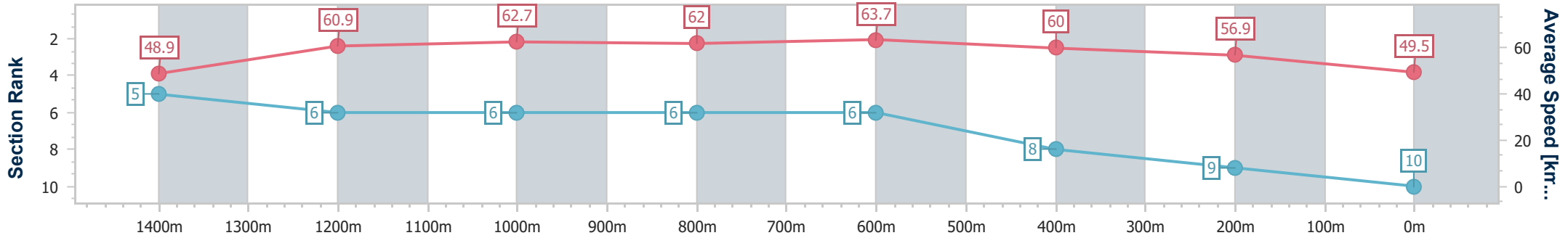
Horse/Jockey Name	Already Better
Final Rank	10
Fastest Section Time (Section)	0:11.31 (800m)
Top Speed [km/h] (Section)	64.9 (800m)
Race State	Finished



Mackay QLD Professional  
 Race 7: MOYLE CONSTRUCTIONS Class 1 Plate - 1560m  
 14 November 2024 - 16:05  
 Track Rating: Good 4, Weather: Fine, Rail Position: True



Section	Overall	1400m	1200m	1000m	800m	600m	400m	200m
Section Times	1:37.28 [10] (0:11.75)	1:25.53 [5] (0:11.98)	1:13.55 [6] (0:11.51)	1:02.04 [6] (0:11.66)	0:50.38 [6] (0:11.31)	0:39.07 [6] (0:11.85)	0:27.22 [8] (0:12.68)	0:14.54 [9] (0:14.54)
Average Speed [km/h]	48.9	60.9	62.7	62.0	63.7	60.0	56.9	49.5
Top Speed [km/h]	61.8	63.1	63.5	62.5	64.9	62.3	57.6	56.1
Avg. Dist. to Rail [m]	7.1	2.2	1.9	1.6	1.2	1.7	1.8	2.4
Avg. Stride Freq. [Hz]	2.1	2.3	2.3	2.3	2.3	2.3	2.3	2.1
Avg. Stride Length [m]	6.3	7.4	7.6	7.6	7.6	7.2	7.0	6.6



- [ ] Ranking at each section and finish
- .-.- No data available at this section
- NA No data available





# Mackay QLD Professional

## Race 8: LADBROKES COMMUNITIES Class 1 Handicap - 1300m

14 November 2024 - 16:44



MACKAY TURF CLUB  
Ooralea Racecourse

Track Rating: Good 4, Weather: Fine, Rail Position: True

Section		Field Times										Last 600m	
		Overall	1200m	1000m	800m	600m	400m					0:35.77	
		1:16.61 (0:07.76)	1:08.85 (0:11.07)	0:57.78 (0:10.86)	0:46.92 (0:11.15)	0:35.77 (0:11.51)	0:24.26 (0:11.59)						
Rank	TAB	Horse/Jockey	Barrier	Top Speed [km/h]	Fastest Section							Distance Travelled [m]	
1	1	TRICKETEER Leah Martyn	3	66.0	0:07.87	1:16.61 [1] (0:07.87)	1:08.74 [2] (0:11.27)	0:57.47 [4] (0:11.07)	0:46.40 [6] (0:11.20)	0:35.20 [6] (0:10.94)	0:24.26 [1] (0:11.59)	0:35.20	
2	9	HOLY CROWN Sean Cormack	8	68.5	0:07.99	1:16.70 [2] (0:07.99)	1:08.71 [5] (0:11.04)	0:57.67 [2] (0:10.84)	0:46.83 [2] (0:11.08)	0:35.75 [2] (0:11.41)	0:24.34 [2] (0:11.68)	0:35.75	+6
3	5	EUROMANTIC Jackson Murphy	11	69.1	0:08.22	1:16.79 [3] (0:08.22)	1:08.57 [9] (0:11.35)	0:57.22 [11] (0:10.71)	0:46.51 [8] (0:11.14)	0:35.37 [7] (0:11.57)	0:23.80 [8] (0:11.66)	0:35.37	+3
4	10	LOVE ON DISPLAY Justin Stanley	2	66.9	0:08.01	1:16.89 [4] (0:08.01)	1:08.88 [6] (0:11.03)	0:57.85 [3] (0:11.00)	0:46.85 [3] (0:11.11)	0:35.74 [3] (0:11.33)	0:24.41 [4] (0:11.78)	0:35.74	-4
5	7	MISS DE BOOM Adam Sewell	6	68.4	0:08.12	1:17.00 [5] (0:08.12)	1:08.88 [7] (0:11.05)	0:57.83 [5] (0:10.95)	0:46.88 [5] (0:11.25)	0:35.63 [5] (0:11.58)	0:24.05 [6] (0:11.60)	0:35.63	+9
6	8	OAKFIELD PANTHER Pietro Romeo	7	67.0	0:08.38	1:17.05 [6] (0:08.38)	1:08.67 [11] (0:11.17)	0:57.50 [10] (0:11.06)	0:46.44 [10] (0:11.14)	0:35.30 [10] (0:11.54)	0:23.76 [11] (0:11.59)	0:35.30	+3
7	6	FERGHANA Jason Missen	4	67.2	0:07.95	1:17.24 [7] (0:07.95)	1:09.29 [3] (0:11.23)	0:58.06 [6] (0:10.88)	0:47.18 [4] (0:11.25)	0:35.93 [4] (0:11.66)	0:24.27 [7] (0:11.67)	0:35.93	+7
8	2	SNUGGLE BANG YAHOO Michael Murphy	12	66.8	0:07.76	1:17.43 [8] (0:07.76)	1:09.67 [1] (0:11.07)	0:58.60 [1] (0:10.86)	0:47.74 [1] (0:11.15)	0:36.59 [1] (0:11.56)	0:25.03 [3] (0:11.93)	0:36.59	+0
9	4	SPIRITED SMILE Ryan Wiggins	1	65.8	0:08.29	1:17.49 [9] (0:08.29)	1:09.20 [10] (0:11.19)	0:58.01 [9] (0:11.15)	0:46.86 [11] (0:11.23)	0:35.63 [11] (0:11.21)	0:24.42 [9] (0:11.87)	0:35.63	-9
10	11	TSUNAMI FORCE Nathan Thomas	5	66.4	0:08.18	1:17.77 [10] (0:08.18)	1:09.59 [8] (0:11.18)	0:58.41 [8] (0:10.98)	0:47.43 [9] (0:11.18)	0:36.25 [8] (0:11.40)	0:24.85 [5] (0:11.82)	0:36.25	-6

Scratched: Masonry Man (#3)

Report Created: Thu 14 November 2024 17:06 GM (Note: Timing is based on position data)

Page 1/15

[ ] Ranking at each section and finish  
 -:-:- No data available at this section  
 NA No data available

SCN Saddle cloth number  
 DNF Did not finish  
 DNT Did not track

data processed by TRIPLES DATA



**Mackay QLD Professional**  
**Race 8: LADBROKES COMMUNITIES Class 1 Handicap - 1300m**  
**14 November 2024 - 16:44**



Track Rating: Good 4, Weather: Fine, Rail Position: True

Section		Overall	1200m	1000m	800m	600m	400m	Last 600m				
Field Times		1:16.61 (0:07.76)	1:08.85 (0:11.07)	0:57.78 (0:10.86)	0:46.92 (0:11.15)	0:35.77 (0:11.51)	0:24.26 (0:11.59)	0:35.77				
Rank	TAB Horse/Jockey	Barrier	Top Speed [km/h]	Fastest Section	Distance Travelled [m]							
11	12 RUN RAMPANT	9	66.6	0:07.96	1:18.07 [11]	1:10.11 [4]	0:58.87 [7]	0:47.81 [7]	0:36.46 [9]	0:24.88 [10]	0:36.46	+8
	Raul Silvera Olivera		1200m	Overall	(0:07.96)	(0:11.24)	(0:11.06)	(0:11.35)	(0:11.58)	(0:11.93)		

Scratched: Masonry Man (#3)

[ ] Ranking at each section and finish  
 -:-:- No data available at this section  
 NA No data available

SCN Saddle cloth number  
 DNF Did not finish  
 DNT Did not track



# Mackay QLD Professional

## Race 8: LADBROKES COMMUNITIES Class 1 Handicap - 1300m

14 November 2024 - 16:44



Track Rating: Good 4, Weather: Fine, Rail Position: True

Section				200m				Last 600m	
Field Times				0:12.67				0:35.77	
				(0:12.67)					
Rank	TAB	Horse/Jockey	Barrier	Top Speed [km/h]	Fastest Section	Margin			Distance Travelled [m]
1	1	<b>TRICKETEER</b> Leah Martyn	3	66.0 1000m	0:07.87 Overall	0:12.67 [1] (0:12.67)	1:16.61		0:35.20
2	9	<b>HOLY CROWN</b> Sean Cormack	8	68.5 1000m	0:07.99 Overall	0:12.66 [2] (0:12.66)	0.56L		0:35.75 +6
3	5	<b>EUROMANTIC</b> Jackson Murphy	11	69.1 1000m	0:08.22 Overall	0:12.14 [7] (0:12.14)	1.04L		0:35.37 +3
4	10	<b>LOVE ON DISPLAY</b> Justin Stanley	2	66.9 1200m	0:08.01 Overall	0:12.63 [3] (0:12.63)	1.65L		0:35.74 -4
5	7	<b>MISS DE BOOM</b> Adam Sewell	6	68.4 1200m	0:08.12 Overall	0:12.45 [5] (0:12.45)	2.33L		0:35.63 +9
6	8	<b>OAKFIELD PANTHER</b> Pietro Romeo	7	67.0 1000m	0:08.38 Overall	0:12.17 [9] (0:12.17)	2.57L		0:35.30 +3
7	6	<b>FERGHANA</b> Jason Missen	4	67.2 1000m	0:07.95 Overall	0:12.60 [6] (0:12.60)	3.69L		0:35.93 +7
8	2	<b>SNUGGLE BANG YAHOO</b> Michael Murphy	12	66.8 1000m	0:07.76 Overall	0:13.10 [4] (0:13.10)	4.85L		0:36.59 +0
9	4	<b>SPIRITED SMILE</b> Ryan Wiggins	1	65.8 1000m	0:08.29 Overall	0:12.55 [10] (0:12.55)	5.17L		0:35.63 -9
10	11	<b>TSUNAMI FORCE</b> Nathan Thomas	5	66.4 1000m	0:08.18 Overall	0:13.03 [8] (0:13.03)	6.84L		0:36.25 -6

Scratched: Masonry Man (#3)

[ ] Ranking at each section and finish  
 -:-:- No data available at this section  
 NA No data available

SCN Saddle cloth number  
 DNF Did not finish  
 DNT Did not track



**Mackay QLD Professional**  
**Race 8: LADBROKES COMMUNITIES Class 1 Handicap - 1300m**  
**14 November 2024 - 16:44**



Track Rating: Good 4, Weather: Fine, Rail Position: True

Section				200m				Last 600m	
Field Times				0:12.67 (0:12.67)				0:35.77	
Rank	TAB	Horse/Jockey	Barrier	Top Speed [km/h]	Fastest Section	Margin		Distance Travelled [m]	
11	12	<b>RUN RAMPANT</b>	9	66.6	0:07.96	0:12.95 [11]	8.56L	0:36.46	+8
		Raul Silvera Olivera		1200m	Overall	(0:12.95)			

Scratched: Masonry Man (#3)

[ ] Ranking at each section and finish  
 -:-:- No data available at this section  
 NA No data available

SCN Saddle cloth number  
 DNF Did not finish  
 DNT Did not track



Horse/Jockey Name	Tricketeer
Final Rank	1
Fastest Section Time (Section)	0:07.87 (Overall)
Top Speed [km/h] (Section)	66.0 (1000m)
Race State	Finished



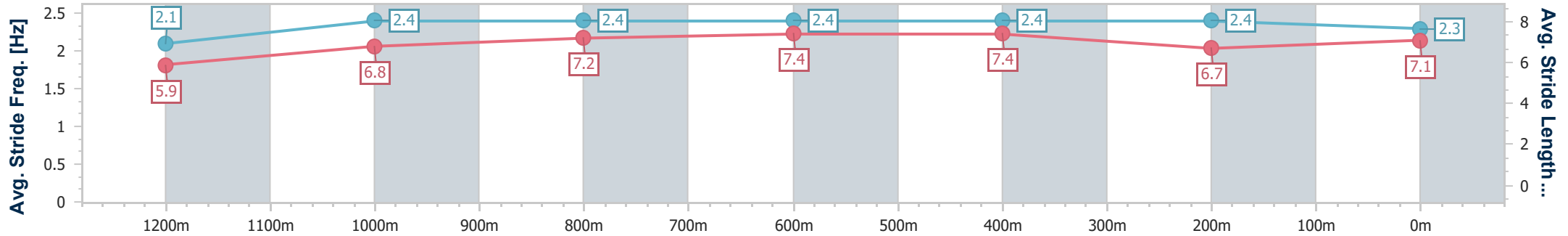
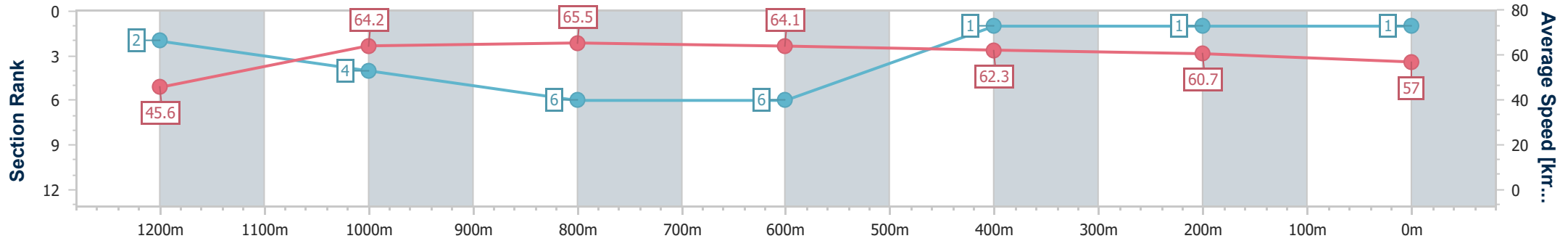
Mackay QLD Professional  
Race 8: LADBROKES COMMUNITIES Class 1 Handicap - 1300m



14 November 2024 - 16:44

Track Rating: Good 4, Weather: Fine, Rail Position: True

Section	Overall	1200m	1000m	800m	600m	400m	200m
Section Times	1:16.61 [1] (0:07.87)	1:08.74 [2] (0:11.27)	0:57.47 [4] (0:11.07)	0:46.40 [6] (0:11.20)	0:35.20 [6] (0:10.94)	0:24.26 [1] (0:11.59)	0:12.67 [1] (0:12.67)
Average Speed [km/h]	45.6	64.2	65.5	64.1	62.3	60.7	57.0
Top Speed [km/h]	63.2	65.5	66.0	65.3	63.5	61.8	60.0
Avg. Dist. to Rail [m]	7.2	3.1	2.3	1.0	7.3	5.0	1.5
Avg. Stride Freq. [Hz]	2.1	2.4	2.4	2.4	2.4	2.4	2.3
Avg. Stride Length [m]	5.9	6.8	7.2	7.4	7.4	6.7	7.1



- [ ] Ranking at each section and finish
- .-.- No data available at this section
- NA No data available



Horse/Jockey Name	Holy Crown
Final Rank	2
Fastest Section Time (Section)	0:07.99 (Overall)
Top Speed [km/h] (Section)	68.5 (1000m)
Race State	Finished



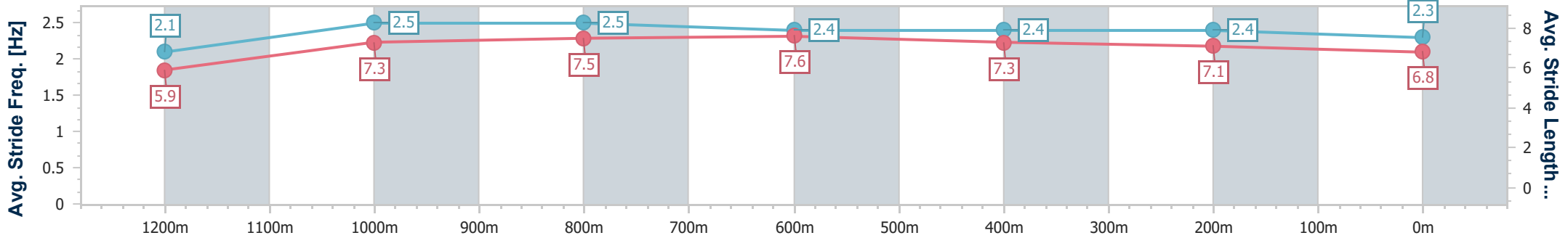
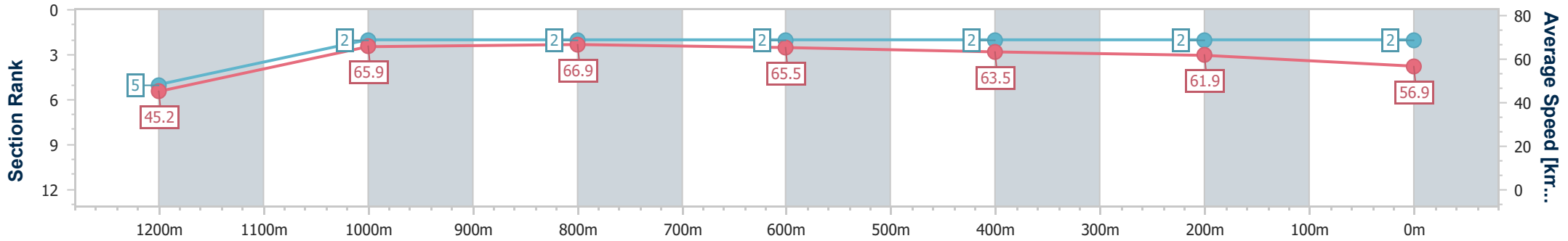
Mackay QLD Professional  
Race 8: LADBROKES COMMUNITIES Class 1 Handicap - 1300m



14 November 2024 - 16:44

Track Rating: Good 4, Weather: Fine, Rail Position: True

Section	Overall	1200m	1000m	800m	600m	400m	200m
Section Times	1:16.70 [2] (0:07.99)	1:08.71 [5] (0:11.04)	0:57.67 [2] (0:10.84)	0:46.83 [2] (0:11.08)	0:35.75 [2] (0:11.41)	0:24.34 [2] (0:11.68)	0:12.66 [2]
Average Speed [km/h]	45.2	65.9	66.9	65.5	63.5	61.9	56.9
Top Speed [km/h]	61.2	68.2	68.5	66.9	65.2	62.4	60.3
Avg. Dist. to Rail [m]	10.8	5.7	3.0	2.5	1.2	3.1	5.1
Avg. Stride Freq. [Hz]	2.1	2.5	2.5	2.4	2.4	2.4	2.3
Avg. Stride Length [m]	5.9	7.3	7.5	7.6	7.3	7.1	6.8



- [ ] Ranking at each section and finish
- .-.- No data available at this section
- NA No data available



Horse/Jockey Name	Euromantic
Final Rank	3
Fastest Section Time (Section)	0:08.22 (Overall)
Top Speed [km/h] (Section)	69.1 (1000m)
Race State	Finished



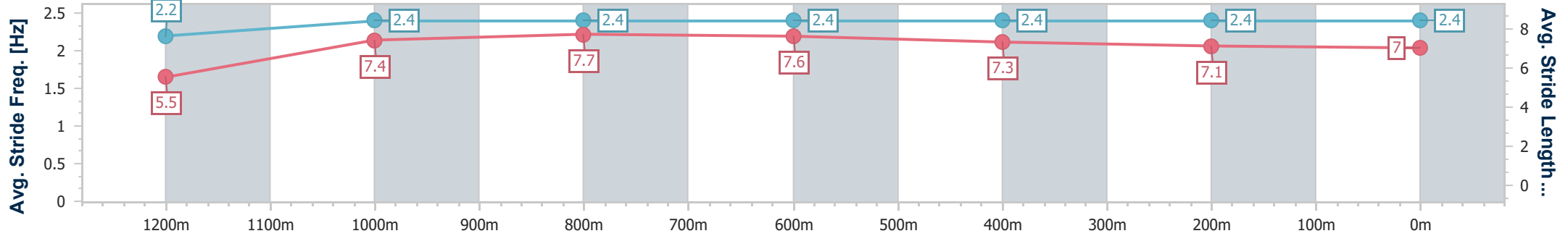
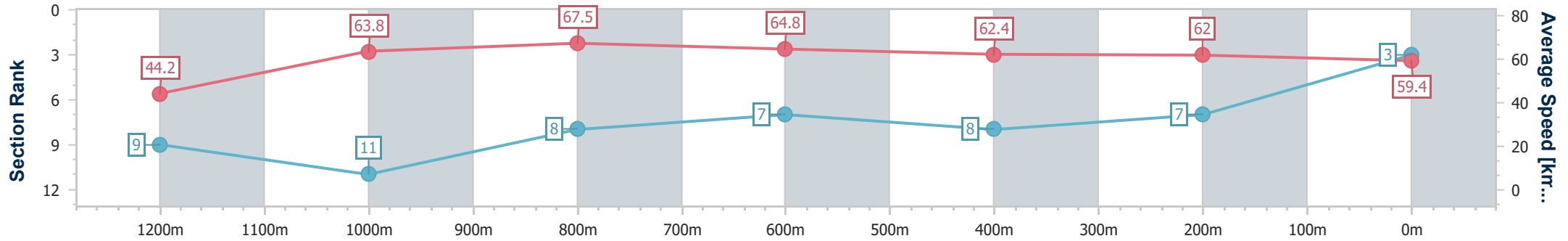
Mackay QLD Professional  
Race 8: LADBROKES COMMUNITIES Class 1 Handicap - 1300m



14 November 2024 - 16:44

Track Rating: Good 4, Weather: Fine, Rail Position: True

Section	Overall	1200m	1000m	800m	600m	400m	200m
Section Times	1:16.79 [3] (0:08.22)	1:08.57 [9] (0:11.35)	0:57.22 [11] (0:10.71)	0:46.51 [8] (0:11.14)	0:35.37 [7] (0:11.57)	0:23.80 [8] (0:11.66)	0:12.14 [7] (0:12.14)
Average Speed [km/h]	44.2	63.8	67.5	64.8	62.4	62.0	59.4
Top Speed [km/h]	59.8	67.6	69.1	67.3	64.1	64.3	62.5
Avg. Dist. to Rail [m]	12.9	4.6	1.3	1.0	0.6	4.7	7.4
Avg. Stride Freq. [Hz]	2.2	2.4	2.4	2.4	2.4	2.4	2.4
Avg. Stride Length [m]	5.5	7.4	7.7	7.6	7.3	7.1	7.0



- [ ] Ranking at each section and finish
- .-.- No data available at this section
- NA No data available



Horse/Jockey Name	Love On Display
Final Rank	4
Fastest Section Time (Section)	0:08.01 (Overall)
Top Speed [km/h] (Section)	66.9 (1200m)
Race State	Finished



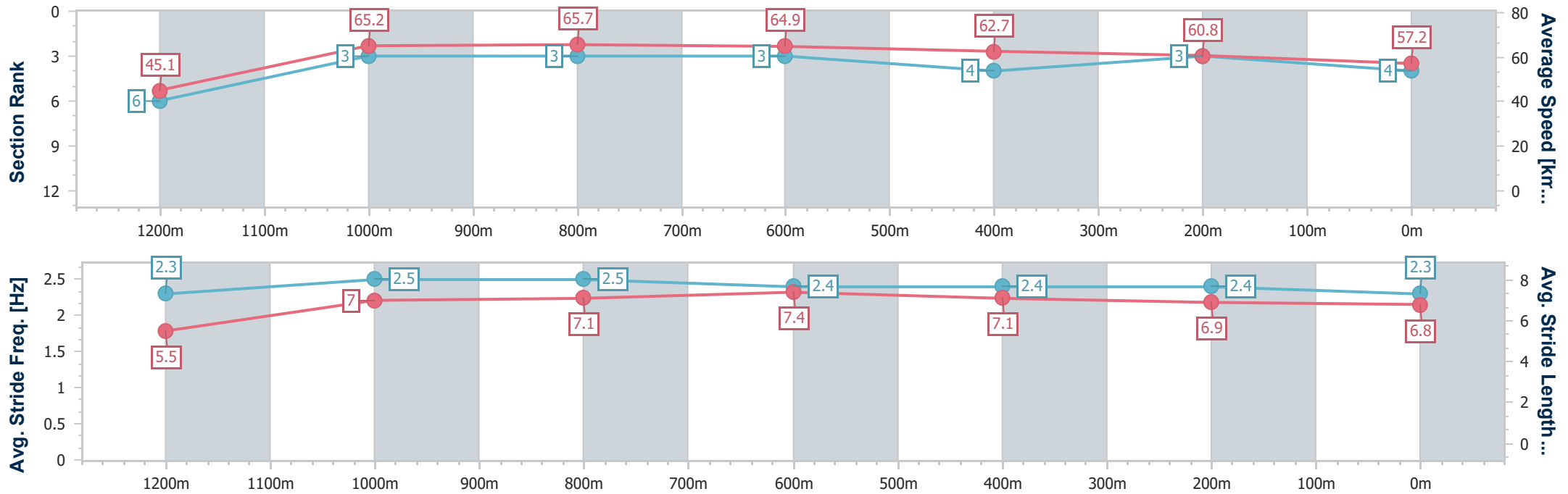
Mackay QLD Professional  
Race 8: LADBROKES COMMUNITIES Class 1 Handicap - 1300m



14 November 2024 - 16:44

Track Rating: Good 4, Weather: Fine, Rail Position: True

Section	Overall	1200m	1000m	800m	600m	400m	200m
Section Times	1:16.89 [4] (0:08.01)	1:08.88 [6] (0:11.03)	0:57.85 [3] (0:11.00)	0:46.85 [3] (0:11.11)	0:35.74 [3] (0:11.33)	0:24.41 [4] (0:11.78)	0:12.63 [3] (0:12.63)
Average Speed [km/h]	45.1	65.2	65.7	64.9	62.7	60.8	57.2
Top Speed [km/h]	60.2	66.9	66.6	66.3	63.8	63.2	60.9
Avg. Dist. to Rail [m]	6.3	0.9	0.9	1.3	2.1	1.8	3.0
Avg. Stride Freq. [Hz]	2.3	2.5	2.5	2.4	2.4	2.4	2.3
Avg. Stride Length [m]	5.5	7.0	7.1	7.4	7.1	6.9	6.8



- [ ] Ranking at each section and finish
- .-.- No data available at this section
- NA No data available





Horse/Jockey Name	Miss De Boom
Final Rank	5
Fastest Section Time (Section)	0:08.12 (Overall)
Top Speed [km/h] (Section)	68.4 (1200m)
Race State	Finished



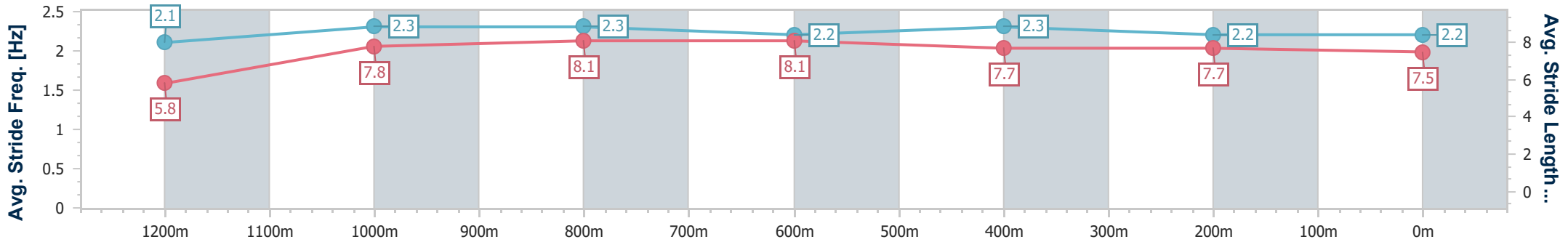
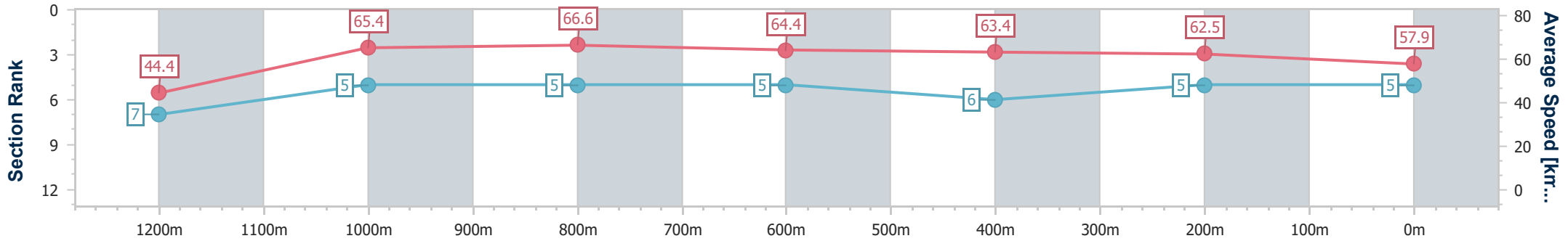
Mackay QLD Professional  
Race 8: LADBROKES COMMUNITIES Class 1 Handicap - 1300m



14 November 2024 - 16:44

Track Rating: Good 4, Weather: Fine, Rail Position: True

Section	Overall	1200m	1000m	800m	600m	400m	200m
Section Times	1:17.00 [5] (0:08.12)	1:08.88 [7] (0:11.05)	0:57.83 [5] (0:10.95)	0:46.88 [5] (0:11.25)	0:35.63 [5] (0:11.58)	0:24.05 [6] (0:11.60)	0:12.45 [5] (0:12.45)
Average Speed [km/h]	44.4	65.4	66.6	64.4	63.4	62.5	57.9
Top Speed [km/h]	61.6	68.4	68.4	65.4	63.8	63.9	60.9
Avg. Dist. to Rail [m]	9.8	4.4	3.8	3.0	2.3	5.0	5.5
Avg. Stride Freq. [Hz]	2.1	2.3	2.3	2.2	2.3	2.2	2.2
Avg. Stride Length [m]	5.8	7.8	8.1	8.1	7.7	7.7	7.5



- [ ] Ranking at each section and finish
- .-.- No data available at this section
- NA No data available



Horse/Jockey Name	Oakfield Panther
Final Rank	6
Fastest Section Time (Section)	0:08.38 (Overall)
Top Speed [km/h] (Section)	67.0 (1000m)
Race State	Finished



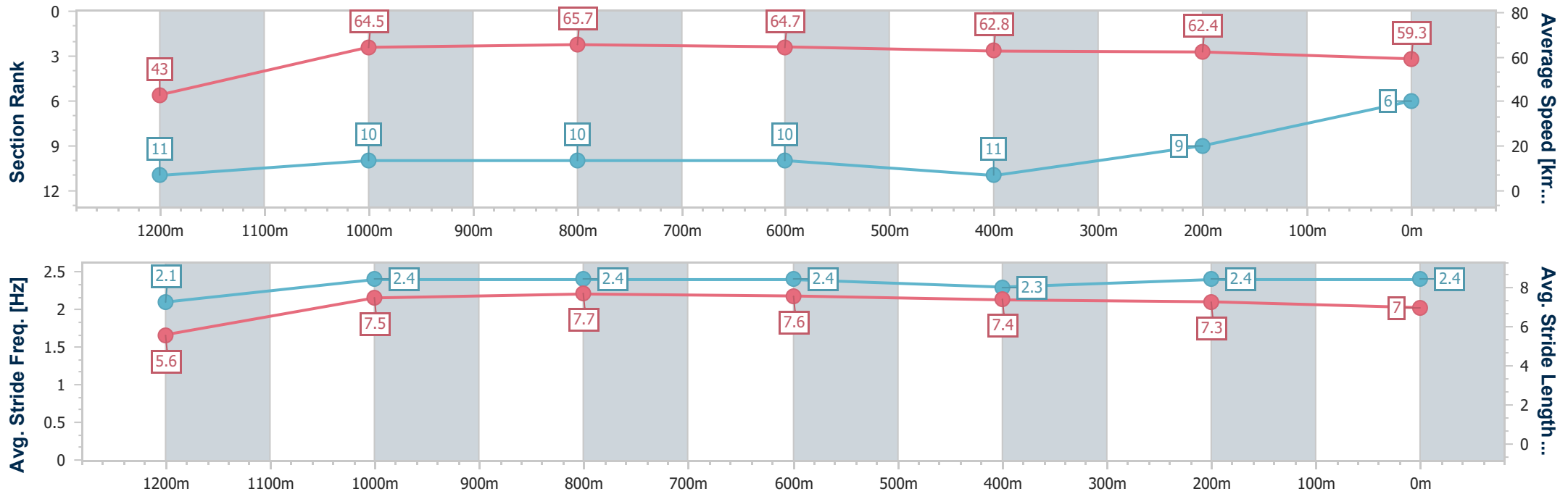
Mackay QLD Professional  
Race 8: LADBROKES COMMUNITIES Class 1 Handicap - 1300m



14 November 2024 - 16:44

Track Rating: Good 4, Weather: Fine, Rail Position: True

Section	Overall	1200m	1000m	800m	600m	400m	200m
Section Times	1:17.05 [6] (0:08.38)	1:08.67 [11] (0:11.17)	0:57.50 [10] (0:11.06)	0:46.44 [10] (0:11.14)	0:35.30 [10] (0:11.54)	0:23.76 [11] (0:11.59)	0:12.17 [9] (0:12.17)
Average Speed [km/h]	43.0	64.5	65.7	64.7	62.8	62.4	59.3
Top Speed [km/h]	61.7	66.1	67.0	66.2	63.7	63.6	62.0
Avg. Dist. to Rail [m]	10.1	2.0	1.4	1.6	0.7	4.5	7.8
Avg. Stride Freq. [Hz]	2.1	2.4	2.4	2.4	2.3	2.4	2.4
Avg. Stride Length [m]	5.6	7.5	7.7	7.6	7.4	7.3	7.0



- [ ] Ranking at each section and finish
- .-.- No data available at this section
- NA No data available



Horse/Jockey Name	Ferghana
Final Rank	7
Fastest Section Time (Section)	0:07.95 (Overall)
Top Speed [km/h] (Section)	67.2 (1000m)
Race State	Finished



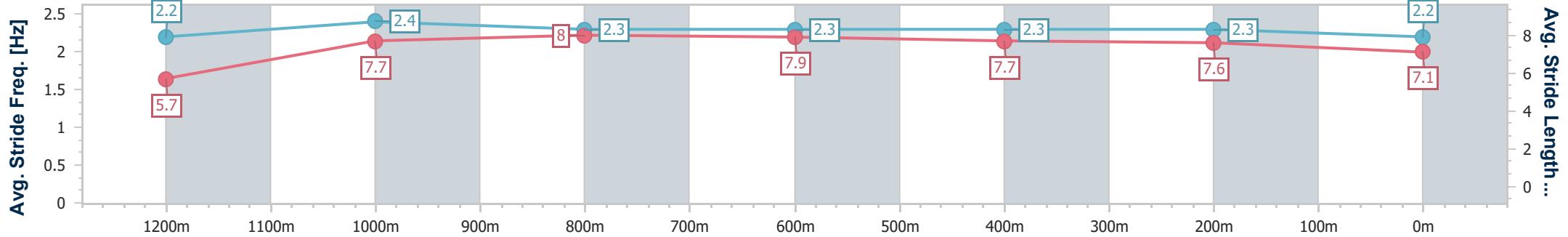
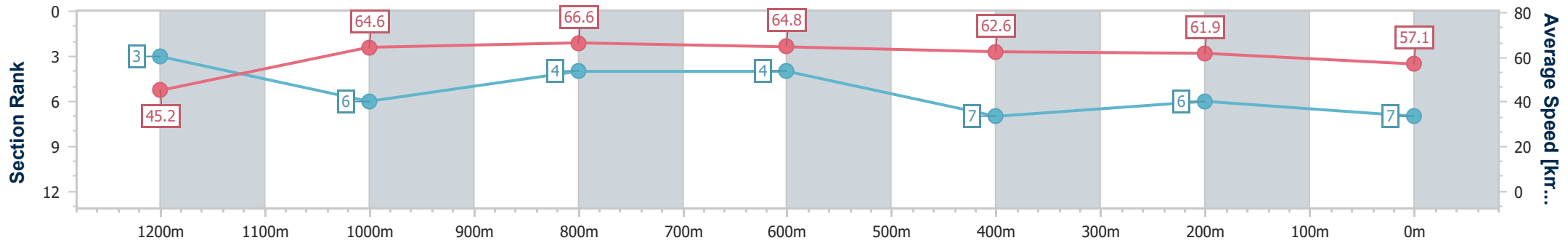
Mackay QLD Professional  
Race 8: LADBROKES COMMUNITIES Class 1 Handicap - 1300m



14 November 2024 - 16:44

Track Rating: Good 4, Weather: Fine, Rail Position: True

Section	Overall	1200m	1000m	800m	600m	400m	200m
Section Times	1:17.24 [7] (0:07.95)	1:09.29 [3] (0:11.23)	0:58.06 [6] (0:10.88)	0:47.18 [4] (0:11.25)	0:35.93 [4] (0:11.66)	0:24.27 [7] (0:11.67)	0:12.60 [6] (0:12.60)
Average Speed [km/h]	45.2	64.6	66.6	64.8	62.6	61.9	57.1
Top Speed [km/h]	62.1	66.2	67.2	66.4	63.5	62.8	60.1
Avg. Dist. to Rail [m]	8.0	3.4	2.9	3.8	1.8	2.3	4.0
Avg. Stride Freq. [Hz]	2.2	2.4	2.3	2.3	2.3	2.3	2.2
Avg. Stride Length [m]	5.7	7.7	8.0	7.9	7.7	7.6	7.1



- [ ] Ranking at each section and finish
- .-.- No data available at this section
- NA No data available



Horse/Jockey Name	Snuggle Bang Yahoo
Final Rank	8
Fastest Section Time (Section)	0:07.76 (Overall)
Top Speed [km/h] (Section)	66.8 (1000m)
Race State	Finished



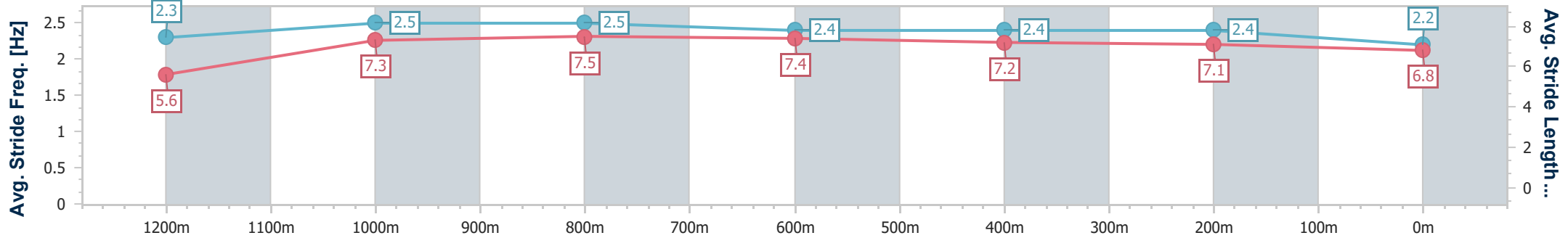
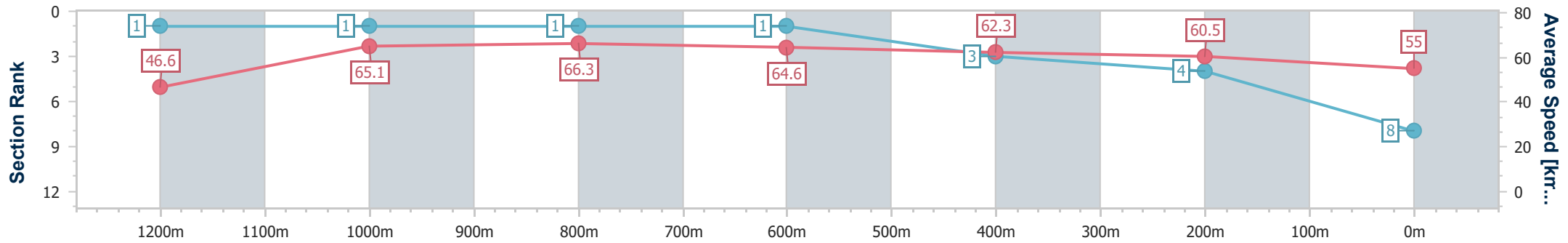
Mackay QLD Professional  
Race 8: LADBROKES COMMUNITIES Class 1 Handicap - 1300m



14 November 2024 - 16:44

Track Rating: Good 4, Weather: Fine, Rail Position: True

Section	Overall	1200m	1000m	800m	600m	400m	200m
Section Times	1:17.43 [8] (0:07.76)	1:09.67 [1] (0:11.07)	0:58.60 [1] (0:10.86)	0:47.74 [1] (0:11.15)	0:36.59 [1] (0:11.56)	0:25.03 [3] (0:11.93)	0:13.10 [4] (0:13.10)
Average Speed [km/h]	46.6	65.1	66.3	64.6	62.3	60.5	55.0
Top Speed [km/h]	64.5	66.2	66.8	65.8	63.6	62.1	59.5
Avg. Dist. to Rail [m]	13.3	1.6	0.2	0.5	0.4	1.7	2.4
Avg. Stride Freq. [Hz]	2.3	2.5	2.5	2.4	2.4	2.4	2.2
Avg. Stride Length [m]	5.6	7.3	7.5	7.4	7.2	7.1	6.8



- [ ] Ranking at each section and finish
- .-.- No data available at this section
- NA No data available



Horse/Jockey Name	Spirited Smile
Final Rank	9
Fastest Section Time (Section)	0:08.29 (Overall)
Top Speed [km/h] (Section)	65.8 (1000m)
Race State	Finished



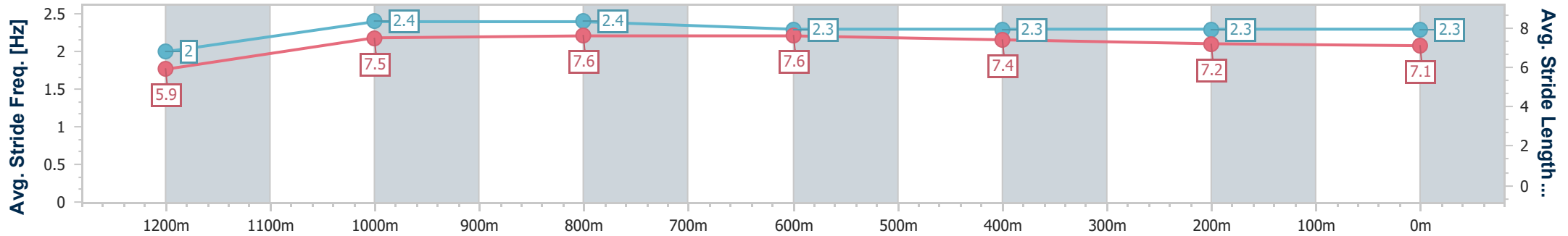
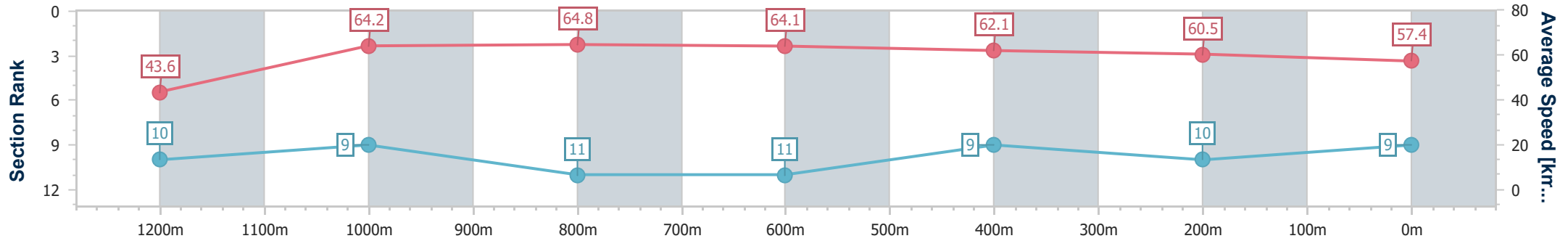
Mackay QLD Professional  
Race 8: LADBROKES COMMUNITIES Class 1 Handicap - 1300m



14 November 2024 - 16:44

Track Rating: Good 4, Weather: Fine, Rail Position: True

Section	Overall	1200m	1000m	800m	600m	400m	200m
Section Times	1:17.49 [9] (0:08.29)	1:09.20 [10] (0:11.19)	0:58.01 [9] (0:11.15)	0:46.86 [11] (0:11.23)	0:35.63 [11] (0:11.21)	0:24.42 [9] (0:11.87)	0:12.55 [10] (0:12.55)
Average Speed [km/h]	43.6	64.2	64.8	64.1	62.1	60.5	57.4
Top Speed [km/h]	60.8	65.5	65.8	65.3	63.7	61.6	61.2
Avg. Dist. to Rail [m]	4.8	0.6	0.3	1.1	4.1	2.5	5.3
Avg. Stride Freq. [Hz]	2.0	2.4	2.4	2.3	2.3	2.3	2.3
Avg. Stride Length [m]	5.9	7.5	7.6	7.6	7.4	7.2	7.1



- [ ] Ranking at each section and finish
- .-.- No data available at this section
- NA No data available



Horse/Jockey Name	Tsunami Force
Final Rank	10
Fastest Section Time (Section)	0:08.18 (Overall)
Top Speed [km/h] (Section)	66.4 (1000m)
Race State	Finished



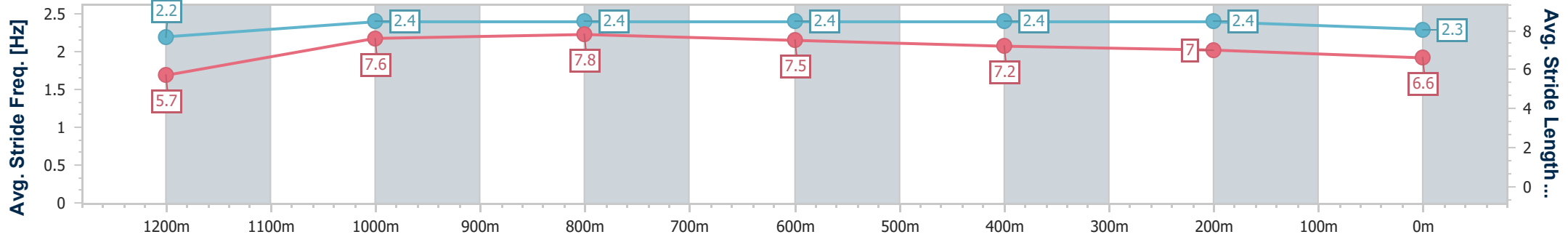
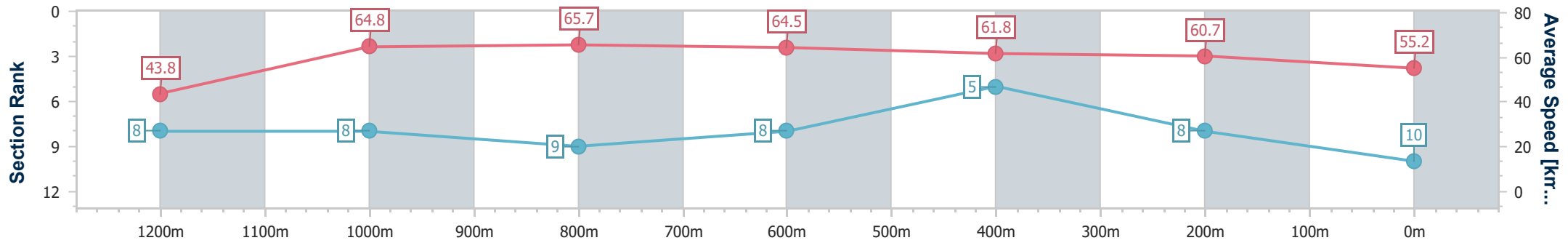
Mackay QLD Professional  
Race 8: LADBROKES COMMUNITIES Class 1 Handicap - 1300m



14 November 2024 - 16:44

Track Rating: Good 4, Weather: Fine, Rail Position: True

Section	Overall	1200m	1000m	800m	600m	400m	200m
Section Times	1:17.77 [10] (0:08.18)	1:09.59 [8] (0:11.18)	0:58.41 [8] (0:10.98)	0:47.43 [9] (0:11.18)	0:36.25 [8] (0:11.40)	0:24.85 [5] (0:11.82)	0:13.03 [8] (0:13.03)
Average Speed [km/h]	43.8	64.8	65.7	64.5	61.8	60.7	55.2
Top Speed [km/h]	61.5	65.7	66.4	66.1	63.1	61.5	58.9
Avg. Dist. to Rail [m]	9.5	3.0	0.5	1.0	2.6	1.3	0.3
Avg. Stride Freq. [Hz]	2.2	2.4	2.4	2.4	2.4	2.4	2.3
Avg. Stride Length [m]	5.7	7.6	7.8	7.5	7.2	7.0	6.6



- [ ] Ranking at each section and finish
- .-.- No data available at this section
- NA No data available



Horse/Jockey Name	Run Rampant
Final Rank	11
Fastest Section Time (Section)	0:07.96 (Overall)
Top Speed [km/h] (Section)	66.6 (1200m)
Race State	Finished



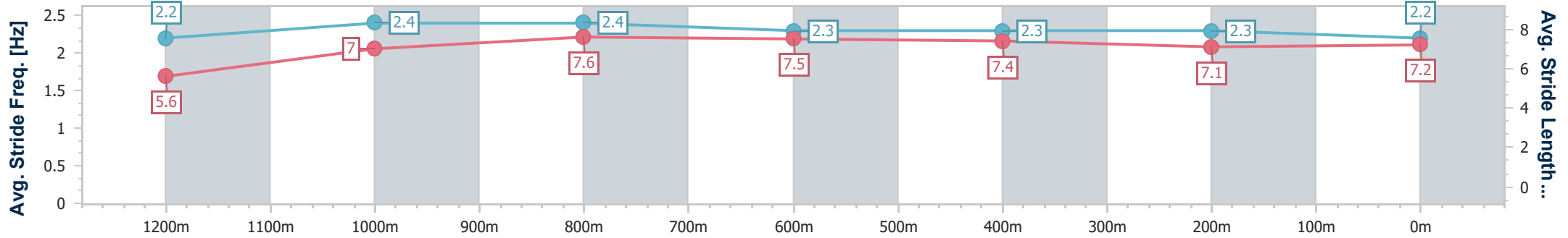
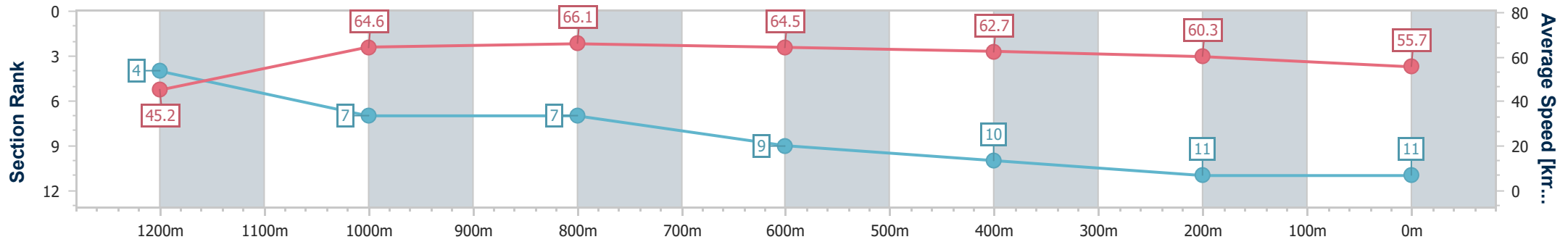
Mackay QLD Professional  
Race 8: LADBROKES COMMUNITIES Class 1 Handicap - 1300m



14 November 2024 - 16:44

Track Rating: Good 4, Weather: Fine, Rail Position: True

Section	Overall	1200m	1000m	800m	600m	400m	200m
Section Times	1:18.07 [11] (0:07.96)	1:10.11 [4] (0:11.24)	0:58.87 [7] (0:11.06)	0:47.81 [7] (0:11.35)	0:36.46 [9] (0:11.58)	0:24.88 [10] (0:11.93)	0:12.95 [11] (0:12.95)
Average Speed [km/h]	45.2	64.6	66.1	64.5	62.7	60.3	55.7
Top Speed [km/h]	60.8	66.6	66.6	65.7	63.7	61.5	59.1
Avg. Dist. to Rail [m]	12.8	6.2	4.5	5.1	1.2	2.1	4.3
Avg. Stride Freq. [Hz]	2.2	2.4	2.4	2.3	2.3	2.3	2.2
Avg. Stride Length [m]	5.6	7.0	7.6	7.5	7.4	7.1	7.2



- [ ] Ranking at each section and finish
- .-.- No data available at this section
- NA No data available



**Mackay QLD Professional**  
**Race 9: RACING AGAIN TUESDAY 26TH NOVEMBER RATINGS BAND 0 -**  
**65 Handicap - 1300m**  
**14 November 2024 - 17:23**



Track Rating: Good 4, Weather: Fine, Rail Position: True

Section		Overall	1200m	1000m	800m	600m	400m	Last 600m				
Field Times		1:15.59 (0:07.73)	1:07.86 (0:10.46)	0:57.40 (0:10.54)	0:46.86 (0:11.13)	0:35.73 (0:11.81)	0:23.92 (0:11.76)	0:35.73				
Rank	TAB Horse/Jockey	Barrier	Top Speed [km/h]	Fastest Section	Distance Travelled [m]							
1	4 SENNAPROST Ryan Wiggins	5	69.3 1200m	0:07.92 Overall	1:15.59 [1] (0:07.92)	1:07.67 [4] (0:10.72)	0:56.95 [4] (0:10.50)	0:46.45 [4] (0:11.10)	0:35.35 [4] (0:11.68)	0:23.67 [4] (0:11.69)	0:35.35	
2	1 THE PUNISHER Jason Missen	6	67.9 800m	0:08.00 Overall	1:15.85 [2] (0:08.00)	1:07.85 [5] (0:11.00)	0:56.85 [6] (0:10.73)	0:46.12 [6] (0:10.81)	0:35.31 [6] (0:11.45)	0:23.86 [5] (0:11.63)	0:35.31	-1
3	8 SPEC OF SILVER Leah Martyn	2	70.6 1200m	0:07.78 Overall	1:15.95 [3] (0:07.78)	1:08.17 [3] (0:10.48)	0:57.69 [2] (0:10.60)	0:47.09 [2] (0:11.00)	0:36.09 [1] (0:11.81)	0:24.28 [2] (0:11.76)	0:36.09	+2
4	7 LUVIN' OUR GRACE McKenzie Apel	11	68.3 1000m	0:08.15 Overall	1:16.38 [4] (0:08.15)	1:08.23 [7] (0:10.92)	0:57.31 [7] (0:10.74)	0:46.57 [7] (0:10.96)	0:35.61 [7] (0:11.41)	0:24.20 [7] (0:11.81)	0:35.61	+7
5	3 BUSH DIAMOND Justin Stanley	7	69.9 1000m	0:07.75 Overall	1:16.77 [5] (0:07.75)	1:09.02 [2] (0:10.84)	0:58.18 [3] (0:10.51)	0:47.67 [3] (0:11.11)	0:36.56 [3] (0:11.60)	0:24.96 [3] (0:11.82)	0:36.56	+3
6	11 MISHANI AVIATOR Nathan Thomas	10	68.0 1200m	0:08.24 Overall	1:16.79 [6] (0:08.24)	1:08.55 [8] (0:10.94)	0:57.61 [8] (0:10.78)	0:46.83 [8] (0:10.93)	0:35.90 [9] (0:11.48)	0:24.42 [8] (0:11.83)	0:35.90	+5
7	2 BRASCO Jackson Murphy	4	68.1 1200m	0:08.03 Overall	1:16.92 [7] (0:08.03)	1:08.89 [6] (0:10.76)	0:58.13 [5] (0:10.78)	0:47.35 [5] (0:10.88)	0:36.47 [5] (0:11.55)	0:24.92 [6] (0:11.86)	0:36.47	-2
8	9 BROMES Michael Murphy	8	70.8 1000m	0:08.37 Overall	1:17.33 [8] (0:08.37)	1:08.96 [9] (0:10.93)	0:58.03 [9] (0:10.70)	0:47.33 [9] (0:10.83)	0:36.50 [8] (0:11.57)	0:24.93 [9] (0:11.90)	0:36.50	+1
9	5 CHILLI PALMER Tasha Chambers	1	70.6 1200m	0:07.73 Overall	1:17.43 [9] (0:07.73)	1:09.70 [1] (0:10.46)	0:59.24 [1] (0:10.54)	0:48.70 [1] (0:11.18)	0:37.52 [2] (0:11.76)	0:25.76 [1] (0:12.15)	0:37.52	-2

Scratched: Miss Gabbiano (#10), Aidenabet (#6)

[ ] Ranking at each section and finish  
 -:-:- No data available at this section  
 NA No data available

SCN Saddle cloth number  
 DNF Did not finish  
 DNT Did not track





**Mackay QLD Professional**  
**Race 9: RACING AGAIN TUESDAY 26TH NOVEMBER RATINGS BAND 0 -**  
**65 Handicap - 1300m**  
**14 November 2024 - 17:23**



Track Rating: Good 4, Weather: Fine, Rail Position: True

Section				200m				Last 600m	
Field Times				0:12.16				0:35.73	
				(0:12.16)					
Rank	TAB	Horse/Jockey	Barrier	Top Speed [km/h]	Fastest Section	Margin			Distance Travelled [m]
1	4	<b>SENNAPROST</b>	5	69.3	0:07.92	0:11.98 [2]	1:15.59		0:35.35
		Ryan Wiggins		1200m	Overall	(0:11.98)			
2	1	<b>THE PUNISHER</b>	6	67.9	0:08.00	0:12.23 [3]	1.55L		0:35.31 -1
		Jason Missen		800m	Overall	(0:12.23)			
3	8	<b>SPEC OF SILVER</b>	2	70.6	0:07.78	0:12.52 [1]	2.16L		0:36.09 +2
		Leah Martyn		1200m	Overall	(0:12.52)			
4	7	<b>LUVIN' OUR GRACE</b>	11	68.3	0:08.15	0:12.39 [7]	4.68L		0:35.61 +7
		McKenzie Apel		1000m	Overall	(0:12.39)			
5	3	<b>BUSH DIAMOND</b>	7	69.9	0:07.75	0:13.14 [4]	6.96L		0:36.56 +3
		Justin Stanley		1000m	Overall	(0:13.14)			
6	11	<b>MISHANI AVIATOR</b>	10	68.0	0:08.24	0:12.59 [8]	7.1L		0:35.90 +5
		Nathan Thomas		1200m	Overall	(0:12.59)			
7	2	<b>BRASCO</b>	4	68.1	0:08.03	0:13.06 [6]	7.88L		0:36.47 -2
		Jackson Murphy		1200m	Overall	(0:13.06)			
8	9	<b>BROMES</b>	8	70.8	0:08.37	0:13.03 [9]	10.25L		0:36.50 +1
		Michael Murphy		1000m	Overall	(0:13.03)			
9	5	<b>CHILLI PALMER</b>	1	70.6	0:07.73	0:13.61 [5]	10.87L		0:37.52 -2
		Tasha Chambers		1200m	Overall	(0:13.61)			

Scratched: Miss Gabbiano (#10), Aidenabet (#6)

[ ] Ranking at each section and finish  
 -:-:- No data available at this section  
 NA No data available

SCN Saddle cloth number  
 DNF Did not finish  
 DNT Did not track



Horse/Jockey Name	Sennaprost
Final Rank	1
Fastest Section Time (Section)	0:07.92 (Overall)
Top Speed [km/h] (Section)	69.3 (1200m)
Race State	Finished

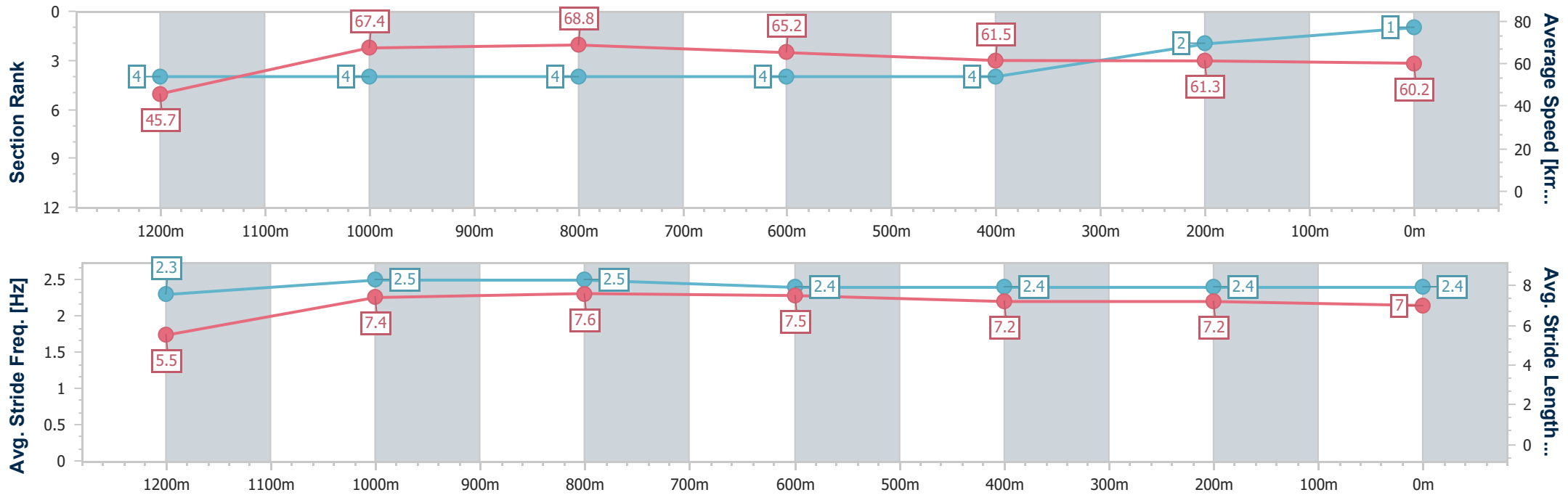


Mackay QLD Professional  
 Race 9: RACING AGAIN TUESDAY 26TH NOVEMBER RATINGS  
 BAND 0 - 65 Handicap - 1300m  
 14 November 2024 - 17:23



Track Rating: Good 4, Weather: Fine, Rail Position: True

Section	Overall	1200m	1000m	800m	600m	400m	200m
Section Times	1:15.59 [1] (0:07.92)	1:07.67 [4] (0:10.72)	0:56.95 [4] (0:10.50)	0:46.45 [4] (0:11.10)	0:35.35 [4] (0:11.68)	0:23.67 [4] (0:11.69)	0:11.98 [2] (0:11.98)
Average Speed [km/h]	45.7	67.4	68.8	65.2	61.5	61.3	60.2
Top Speed [km/h]	62.6	69.3	69.1	67.6	62.3	62.3	61.8
Avg. Dist. to Rail [m]	8.9	3.2	1.4	1.4	0.4	1.1	1.6
Avg. Stride Freq. [Hz]	2.3	2.5	2.5	2.4	2.4	2.4	2.4
Avg. Stride Length [m]	5.5	7.4	7.6	7.5	7.2	7.2	7.0



- [ ] Ranking at each section and finish
- .-.- No data available at this section
- NA No data available



Horse/Jockey Name	The Punisher
Final Rank	2
Fastest Section Time (Section)	0:08.00 (Overall)
Top Speed [km/h] (Section)	67.9 (800m)
Race State	Finished



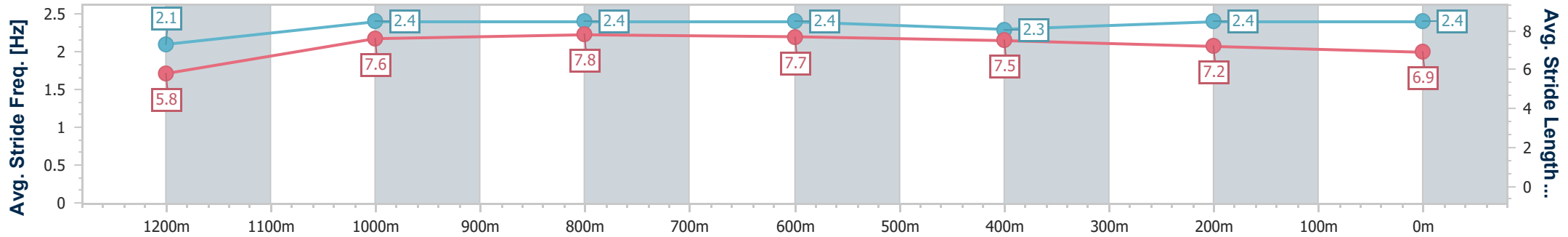
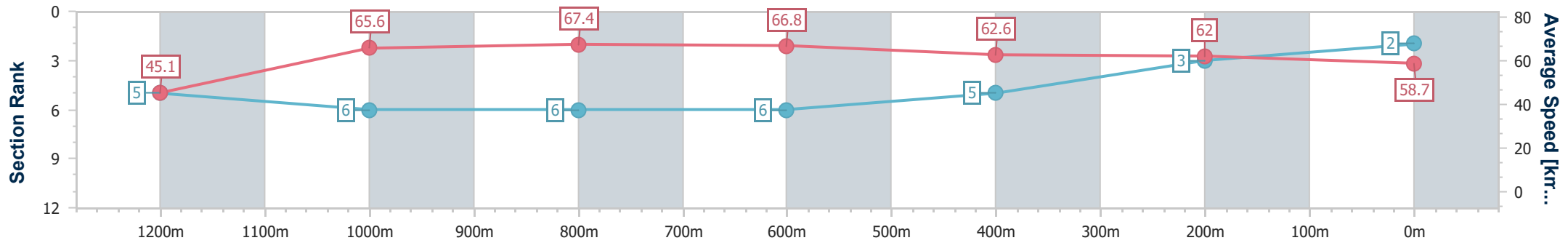
Mackay QLD Professional  
 Race 9: RACING AGAIN TUESDAY 26TH NOVEMBER RATINGS  
 BAND 0 - 65 Handicap - 1300m



14 November 2024 - 17:23

Track Rating: Good 4, Weather: Fine, Rail Position: True

Section	Overall	1200m	1000m	800m	600m	400m	200m
Section Times	1:15.85 [2] (0:08.00)	1:07.85 [5] (0:11.00)	0:56.85 [6] (0:10.73)	0:46.12 [6] (0:10.81)	0:35.31 [6] (0:11.45)	0:23.86 [5] (0:11.63)	0:12.23 [3] (0:12.23)
Average Speed [km/h]	45.1	65.6	67.4	66.8	62.6	62.0	58.7
Top Speed [km/h]	61.2	67.5	67.8	67.9	65.6	64.3	61.2
Avg. Dist. to Rail [m]	9.6	2.3	0.6	1.1	0.4	2.3	4.6
Avg. Stride Freq. [Hz]	2.1	2.4	2.4	2.4	2.3	2.4	2.4
Avg. Stride Length [m]	5.8	7.6	7.8	7.7	7.5	7.2	6.9



- [ ] Ranking at each section and finish
- .-.- No data available at this section
- NA No data available



Horse/Jockey Name	Spec Of Silver
Final Rank	3
Fastest Section Time (Section)	0:07.78 (Overall)
Top Speed [km/h] (Section)	70.6 (1200m)
Race State	Finished

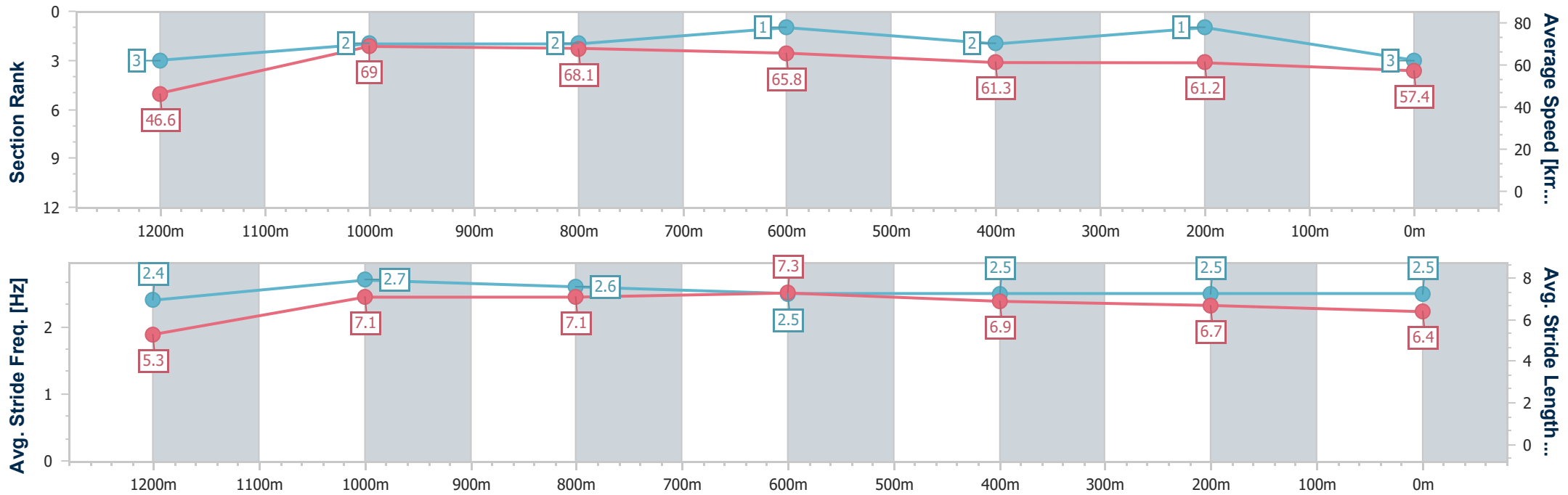


Mackay QLD Professional  
 Race 9: RACING AGAIN TUESDAY 26TH NOVEMBER RATINGS  
 BAND 0 - 65 Handicap - 1300m  
 14 November 2024 - 17:23



Track Rating: Good 4, Weather: Fine, Rail Position: True

Section	Overall	1200m	1000m	800m	600m	400m	200m
Section Times	1:15.95 [3] (0:07.78)	1:08.17 [3] (0:10.48)	0:57.69 [2] (0:10.60)	0:47.09 [2] (0:11.00)	0:36.09 [1] (0:11.81)	0:24.28 [2] (0:11.76)	0:12.52 [1] (0:12.52)
Average Speed [km/h]	46.6	69.0	68.1	65.8	61.3	61.2	57.4
Top Speed [km/h]	64.9	70.6	69.9	67.1	63.8	62.3	60.4
Avg. Dist. to Rail [m]	6.9	2.6	1.8	1.3	0.8	1.5	2.9
Avg. Stride Freq. [Hz]	2.4	2.7	2.6	2.5	2.5	2.5	2.5
Avg. Stride Length [m]	5.3	7.1	7.1	7.3	6.9	6.7	6.4



- [ ] Ranking at each section and finish
- .-.- No data available at this section
- NA No data available



Horse/Jockey Name	Luvin' Our Grace
Final Rank	4
Fastest Section Time (Section)	0:08.15 (Overall)
Top Speed [km/h] (Section)	68.3 (1000m)
Race State	Finished

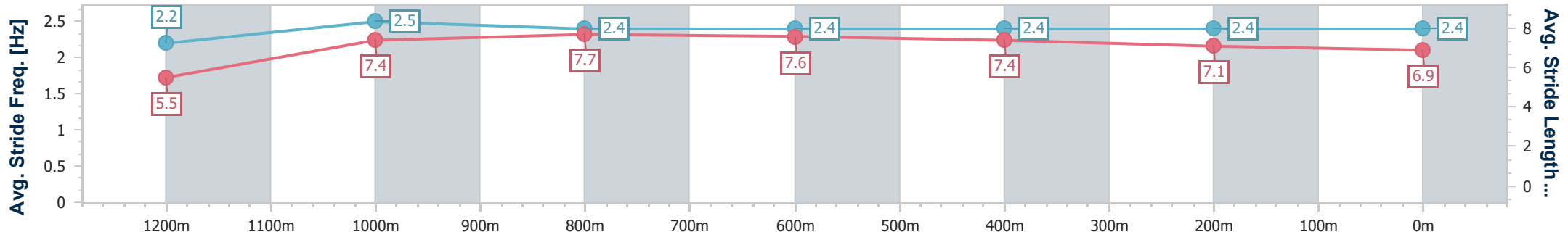
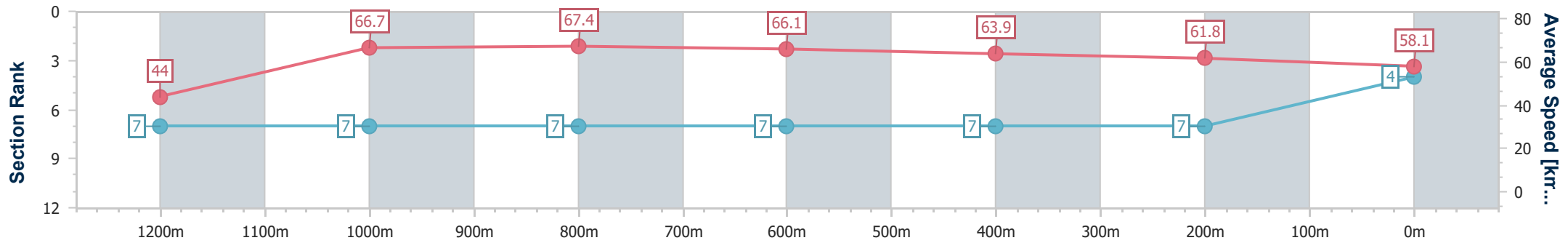


Mackay QLD Professional  
 Race 9: RACING AGAIN TUESDAY 26TH NOVEMBER RATINGS  
 BAND 0 - 65 Handicap - 1300m  
 14 November 2024 - 17:23



Track Rating: Good 4, Weather: Fine, Rail Position: True

Section	Overall	1200m	1000m	800m	600m	400m	200m
Section Times	1:16.38 [4] (0:08.15)	1:08.23 [7] (0:10.92)	0:57.31 [7] (0:10.74)	0:46.57 [7] (0:10.96)	0:35.61 [7] (0:11.41)	0:24.20 [7] (0:11.81)	0:12.39 [7] (0:12.39)
Average Speed [km/h]	44.0	66.7	67.4	66.1	63.9	61.8	58.1
Top Speed [km/h]	62.7	67.9	68.3	67.7	65.9	62.5	60.9
Avg. Dist. to Rail [m]	13.2	5.1	1.9	2.3	2.0	4.7	5.6
Avg. Stride Freq. [Hz]	2.2	2.5	2.4	2.4	2.4	2.4	2.4
Avg. Stride Length [m]	5.5	7.4	7.7	7.6	7.4	7.1	6.9



- [ ] Ranking at each section and finish
- .-.- No data available at this section
- NA No data available



Horse/Jockey Name	Bush Diamond
Final Rank	5
Fastest Section Time (Section)	0:07.75 (Overall)
Top Speed [km/h] (Section)	69.9 (1000m)
Race State	Finished

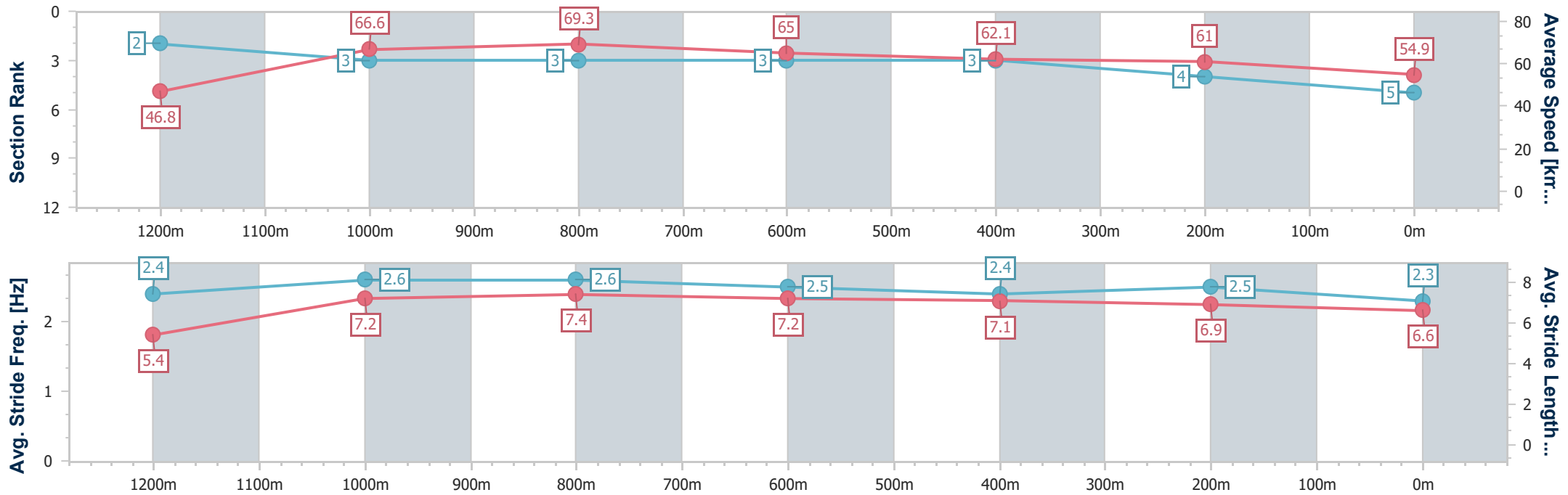


Mackay QLD Professional  
 Race 9: RACING AGAIN TUESDAY 26TH NOVEMBER RATINGS  
 BAND 0 - 65 Handicap - 1300m  
 14 November 2024 - 17:23



Track Rating: Good 4, Weather: Fine, Rail Position: True

Section	Overall	1200m	1000m	800m	600m	400m	200m
Section Times	1:16.77 [5] (0:07.75)	1:09.02 [2] (0:10.84)	0:58.18 [3] (0:10.51)	0:47.67 [3] (0:11.11)	0:36.56 [3] (0:11.60)	0:24.96 [3] (0:11.82)	0:13.14 [4] (0:13.14)
Average Speed [km/h]	46.8	66.6	69.3	65.0	62.1	61.0	54.9
Top Speed [km/h]	62.5	69.7	69.9	68.1	63.6	62.2	59.3
Avg. Dist. to Rail [m]	10.5	4.7	2.3	1.7	0.3	2.5	3.8
Avg. Stride Freq. [Hz]	2.4	2.6	2.6	2.5	2.4	2.5	2.3
Avg. Stride Length [m]	5.4	7.2	7.4	7.2	7.1	6.9	6.6



- [ ] Ranking at each section and finish
- .-.- No data available at this section
- NA No data available



Horse/Jockey Name	Mishani Aviator
Final Rank	6
Fastest Section Time (Section)	0:08.24 (Overall)
Top Speed [km/h] (Section)	68.0 (1200m)
Race State	Finished



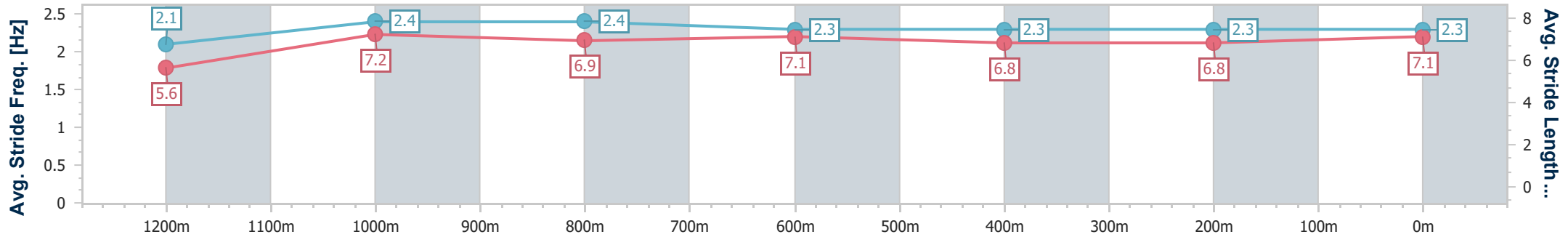
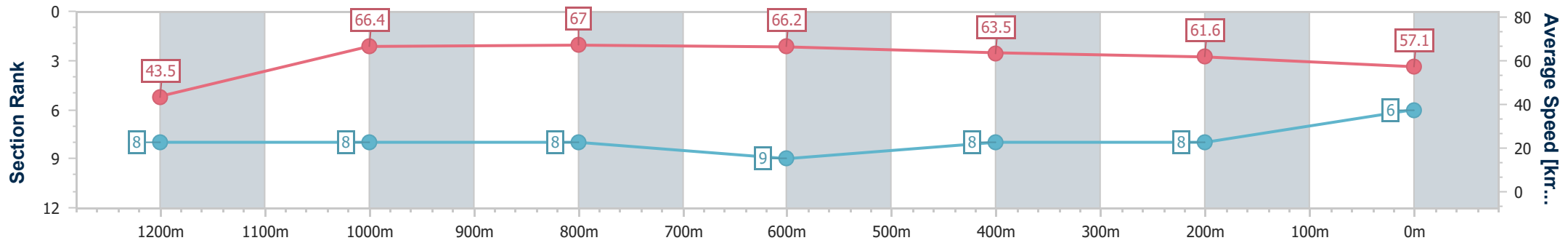
Mackay QLD Professional  
 Race 9: RACING AGAIN TUESDAY 26TH NOVEMBER RATINGS  
 BAND 0 - 65 Handicap - 1300m



14 November 2024 - 17:23

Track Rating: Good 4, Weather: Fine, Rail Position: True

Section	Overall	1200m	1000m	800m	600m	400m	200m
Section Times	1:16.79 [6] (0:08.24)	1:08.55 [8] (0:10.94)	0:57.61 [8] (0:10.78)	0:46.83 [8] (0:10.93)	0:35.90 [9] (0:11.48)	0:24.42 [8] (0:11.83)	0:12.59 [8] (0:12.59)
Average Speed [km/h]	43.5	66.4	67.0	66.2	63.5	61.6	57.1
Top Speed [km/h]	60.6	68.0	67.9	67.2	64.3	62.7	60.2
Avg. Dist. to Rail [m]	11.2	2.8	2.2	1.5	1.5	6.8	6.7
Avg. Stride Freq. [Hz]	2.1	2.4	2.4	2.3	2.3	2.3	2.3
Avg. Stride Length [m]	5.6	7.2	6.9	7.1	6.8	6.8	7.1



- [ ] Ranking at each section and finish
- .-.- No data available at this section
- NA No data available



Horse/Jockey Name	Brasco
Final Rank	7
Fastest Section Time (Section)	0:08.03 (Overall)
Top Speed [km/h] (Section)	68.1 (1200m)
Race State	Finished

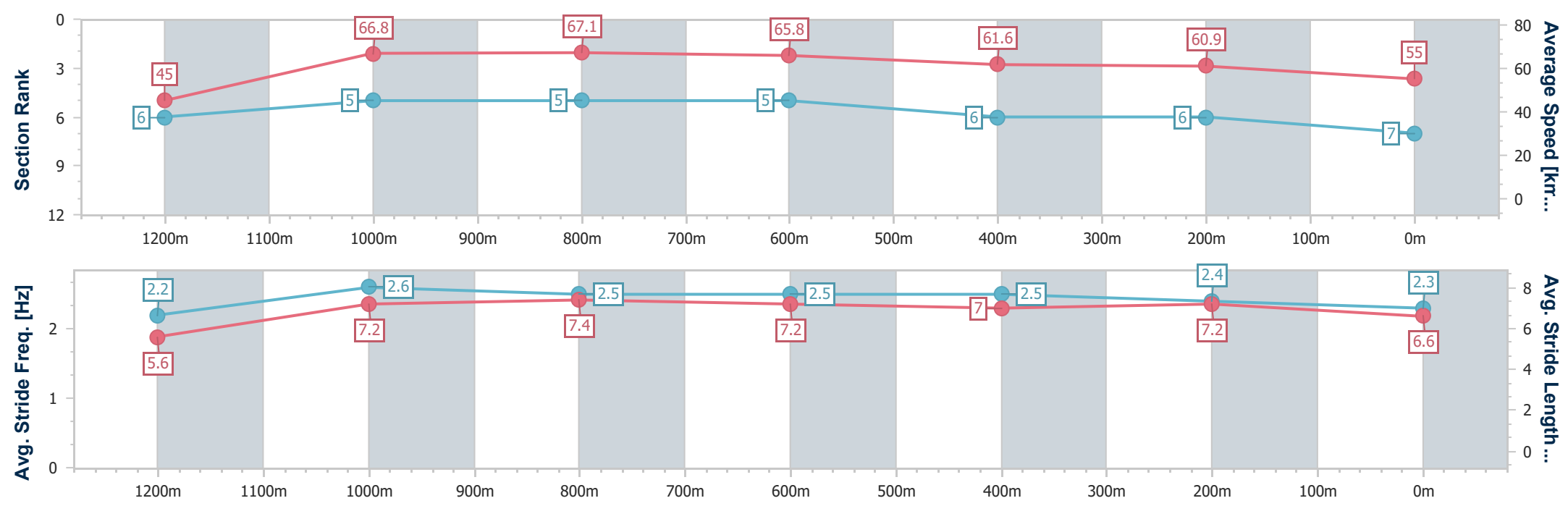


Mackay QLD Professional  
 Race 9: RACING AGAIN TUESDAY 26TH NOVEMBER RATINGS  
 BAND 0 - 65 Handicap - 1300m  
 14 November 2024 - 17:23



Track Rating: Good 4, Weather: Fine, Rail Position: True

Section	Overall	1200m	1000m	800m	600m	400m	200m							
Section Times	1:16.92 [7] (0:08.03)	1:08.89 [6] (0:10.76)	0:58.13 [5] (0:10.78)	0:47.35 [5] (0:10.88)	0:36.47 [5] (0:11.55)	0:24.92 [6] (0:11.86)	0:13.06 [6]							
Average Speed [km/h]	45.0	66.8	67.1	65.8	61.6	60.9	55.0							
Top Speed [km/h]	62.2	68.1	67.8	67.1	64.1	61.6	59.0							
Avg. Dist. to Rail [m]	7.6	1.0	0.4	0.7	1.3	1.9	3.4							
Avg. Stride Freq. [Hz]	2.2	2.6	2.5	2.5	2.5	2.4	2.3							
Avg. Stride Length [m]	5.6	7.2	7.4	7.2	7.0	7.2	6.6							







Horse/Jockey Name	Bromes
Final Rank	8
Fastest Section Time (Section)	0:08.37 (Overall)
Top Speed [km/h] (Section)	70.8 (1000m)
Race State	Finished

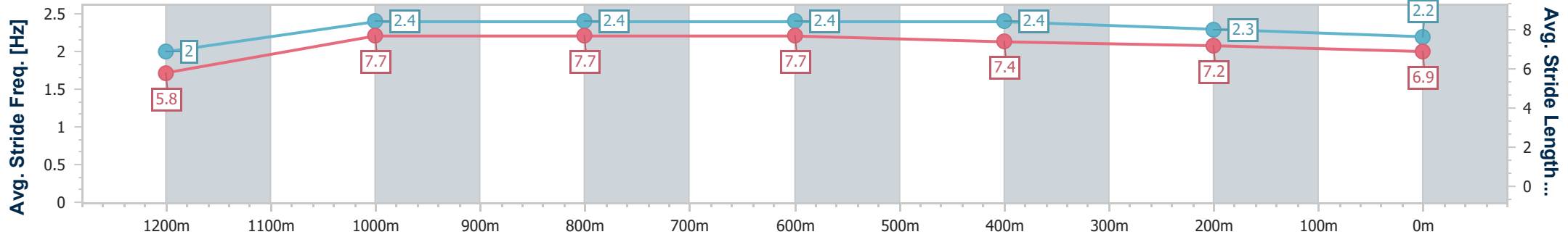
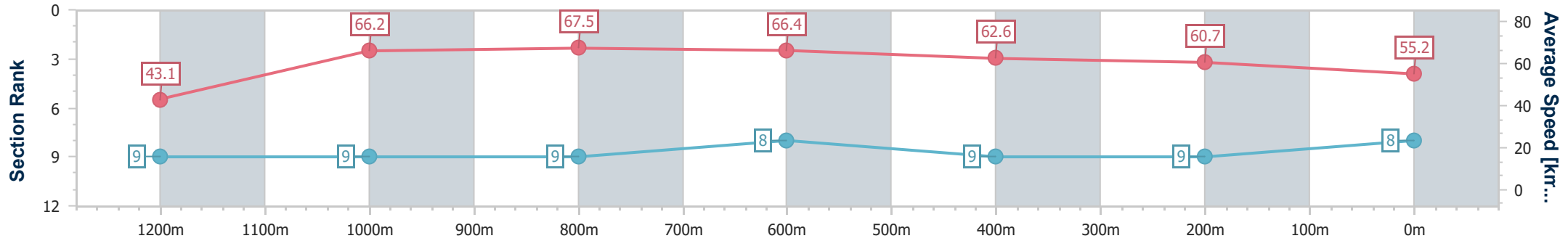


Mackay QLD Professional  
 Race 9: RACING AGAIN TUESDAY 26TH NOVEMBER RATINGS  
 BAND 0 - 65 Handicap - 1300m  
 14 November 2024 - 17:23



Track Rating: Good 4, Weather: Fine, Rail Position: True

Section	Overall	1200m	1000m	800m	600m	400m	200m
Section Times	1:17.33 [8] (0:08.37)	1:08.96 [9] (0:10.93)	0:58.03 [9] (0:10.70)	0:47.33 [9] (0:10.83)	0:36.50 [8] (0:11.57)	0:24.93 [9] (0:11.90)	0:13.03 [9] (0:13.03)
Average Speed [km/h]	43.1	66.2	67.5	66.4	62.6	60.7	55.2
Top Speed [km/h]	62.0	69.7	70.8	68.8	64.2	61.9	59.2
Avg. Dist. to Rail [m]	10.1	1.4	1.2	1.0	0.5	3.2	4.3
Avg. Stride Freq. [Hz]	2.0	2.4	2.4	2.4	2.4	2.3	2.2
Avg. Stride Length [m]	5.8	7.7	7.7	7.7	7.4	7.2	6.9



- [ ] Ranking at each section and finish
- .-.- No data available at this section
- NA No data available



Horse/Jockey Name	Chilli Palmer
Final Rank	9
Fastest Section Time (Section)	0:07.73 (Overall)
Top Speed [km/h] (Section)	70.6 (1200m)
Race State	Finished



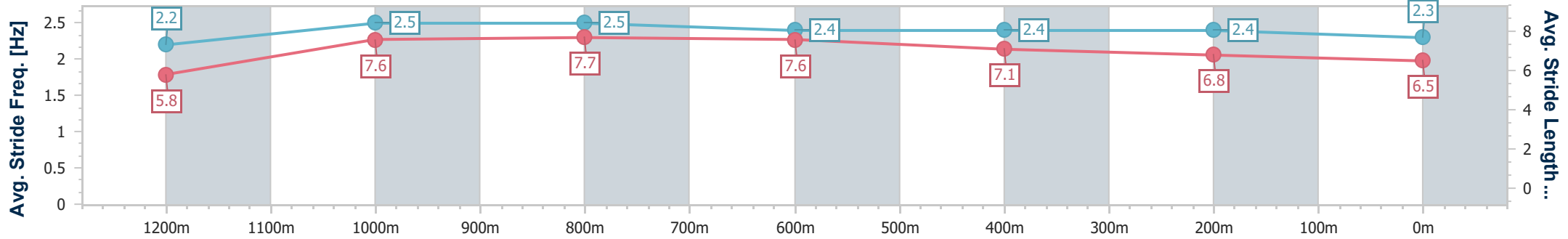
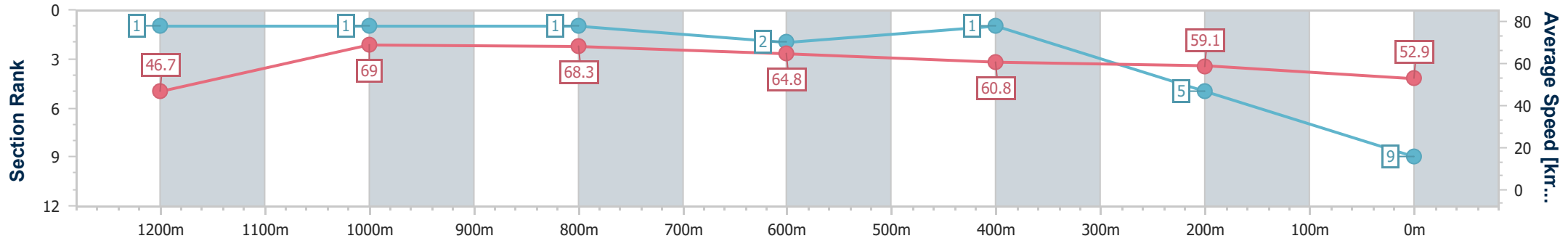
Mackay QLD Professional  
 Race 9: RACING AGAIN TUESDAY 26TH NOVEMBER RATINGS  
 BAND 0 - 65 Handicap - 1300m



14 November 2024 - 17:23

Track Rating: Good 4, Weather: Fine, Rail Position: True

Section	Overall	1200m	1000m	800m	600m	400m	200m
Section Times	1:17.43 [9] (0:07.73)	1:09.70 [1] (0:10.46)	0:59.24 [1] (0:10.54)	0:48.70 [1] (0:11.18)	0:37.52 [2] (0:11.76)	0:25.76 [1] (0:12.15)	0:13.61 [5] (0:13.61)
Average Speed [km/h]	46.7	69.0	68.3	64.8	60.8	59.1	52.9
Top Speed [km/h]	64.6	70.6	70.4	66.6	62.3	61.8	56.7
Avg. Dist. to Rail [m]	6.4	1.9	1.3	1.6	0.9	1.0	0.6
Avg. Stride Freq. [Hz]	2.2	2.5	2.5	2.4	2.4	2.4	2.3
Avg. Stride Length [m]	5.8	7.6	7.7	7.6	7.1	6.8	6.5



- [ ] Ranking at each section and finish
- .-.- No data available at this section
- NA No data available