



Sunshine Coast QLD Professional
Race 1: CALOUNDRA RSL QTIS Three-Year-Old BENCHMARK 65
Handicap - 1600m
10 November 2024 - 12:40



Track Rating: Good 4, Weather: Overcast, Rail Position: +8m Entire

Section		Overall	1400m	1200m	1000m	800m	600m	400m	Last 600m				
Field Times		1:37.23 (0:13.24)	1:23.99 (0:11.61)	1:12.38 (0:12.43)	0:59.95 (0:12.39)	0:47.56 (0:12.20)	0:35.36 (0:11.79)	0:23.57 (0:11.55)	0:35.36				
Rank	TAB Horse/Jockey	Barrier	Top Speed [km/h]	Fastest Section									Distance Travelled [m]
1	6 SUN WORSHIPPER Mark Du Plessis	7	65.5 400m	0:11.08 400m	1:37.23 [1] (0:14.21)	1:23.02 [7] (0:11.86)	1:11.16 [7] (0:12.20)	0:58.96 [7] (0:12.55)	0:46.41 [7] (0:11.96)	0:34.45 [7] (0:11.63)	0:22.82 [7] (0:11.08)	0:34.45	
2	4 BANKSIA BEACH Boris Thornton	2	64.9 400m	0:11.31 400m	1:37.29 [2] (0:13.96)	1:23.33 [5] (0:11.72)	1:11.61 [4] (0:12.13)	0:59.48 [4] (0:12.54)	0:46.94 [4] (0:12.07)	0:34.87 [4] (0:11.58)	0:23.29 [4] (0:11.31)	0:34.87	-3
3	2 PROMINENT LAD Ron Stewart	8	64.6 Overall	0:11.51 400m	1:37.58 [3] (0:13.30)	1:24.28 [2] (0:11.81)	1:12.47 [2] (0:12.30)	1:00.17 [2] (0:12.40)	0:47.77 [2] (0:12.18)	0:35.59 [2] (0:11.71)	0:23.88 [2] (0:11.51)	0:35.59	+5
4	7 BOLD BLAZE Nikita Beriman	5	63.6 600m	0:11.40 400m	1:37.67 [4] (0:13.89)	1:23.78 [4] (0:11.84)	1:11.94 [5] (0:12.24)	0:59.70 [6] (0:12.56)	0:47.14 [6] (0:12.05)	0:35.09 [6] (0:11.64)	0:23.45 [6] (0:11.40)	0:35.09	+6
5	1 ITALIAN RIVIERA Jace McMurray	1	63.8 400m	0:11.66 400m	1:38.03 [5] (0:14.11)	1:23.92 [6] (0:11.73)	1:12.19 [6] (0:12.11)	1:00.08 [5] (0:12.52)	0:47.56 [5] (0:12.00)	0:35.56 [5] (0:11.71)	0:23.85 [5] (0:11.66)	0:35.56	+1
6	8 HARLEY CHARLIE Cejay Graham	3	63.7 Overall	0:11.68 400m	1:38.12 [6] (0:13.60)	1:24.52 [3] (0:11.83)	1:12.69 [3] (0:12.26)	1:00.43 [3] (0:12.46)	0:47.97 [3] (0:12.11)	0:35.86 [3] (0:11.73)	0:24.13 [3] (0:11.68)	0:35.86	+3
7	5 FAMILY OF LEAGUE Jai Williams	4	67.0 Overall	0:11.61 1400m	1:38.30 [7] (0:13.24)	1:25.06 [1] (0:11.61)	1:13.45 [1] (0:12.43)	1:01.02 [1] (0:12.39)	0:48.63 [1] (0:12.20)	0:36.43 [1] (0:11.79)	0:24.64 [1] (0:11.82)	0:36.43	-1
8	3 PROPOSE Olivia Kendal	6	63.1 400m	0:11.64 400m	1:38.47 [8] (0:14.49)	1:23.98 [8] (0:11.77)	1:12.21 [8] (0:12.25)	0:59.96 [8] (0:12.63)	0:47.33 [8] (0:12.00)	0:35.33 [8] (0:11.72)	0:23.61 [8] (0:11.64)	0:35.33	+3

[] Ranking at each section and finish
 -:-:- No data available at this section
 NA No data available

SCN Saddle cloth number
 DNF Did not finish
 DNT Did not track



Sunshine Coast QLD Professional
Race 1: CALOUNDRA RSL QTIS Three-Year-Old BENCHMARK 65
Handicap - 1600m
10 November 2024 - 12:40



Track Rating: Good 4, Weather: Overcast, Rail Position: +8m Entire

Section				200m			Last 600m			
Field Times				0:12.02			0:35.36			
				(0:12.02)						
Rank	TAB	Horse/Jockey	Barrier	Top Speed [km/h]	Fastest Section	Margin			Distance Travelled [m]	
1	6	SUN WORSHIPPER	7	65.5	0:11.08	0:11.74 [4]	1:37.23		0:34.45	
		Mark Du Plessis		400m	400m	(0:11.74)				
2	4	BANKSIA BEACH	2	64.9	0:11.31	0:11.98 [2]	0.3L		0:34.87	-3
		Boris Thornton		400m	400m	(0:11.98)				
3	2	PROMINENT LAD	8	64.6	0:11.51	0:12.37 [1]	1.8L		0:35.59	+5
		Ron Stewart		Overall	400m	(0:12.37)				
4	7	BOLD BLAZE	5	63.6	0:11.40	0:12.05 [5]	2.2L		0:35.09	+6
		Nikita Beriman		600m	400m	(0:12.05)				
5	1	ITALIAN RIVIERA	1	63.8	0:11.66	0:12.19 [7]	4.2L		0:35.56	+1
		Jace McMurray		400m	400m	(0:12.19)				
6	8	HARLEY CHARLIE	3	63.7	0:11.68	0:12.45 [6]	4.6L		0:35.86	+3
		Cejay Graham		Overall	400m	(0:12.45)				
7	5	FAMILY OF LEAGUE	4	67.0	0:11.61	0:12.82 [3]	5.6L		0:36.43	-1
		Jai Williams		Overall	1400m	(0:12.82)				
8	3	PROPOSE	6	63.1	0:11.64	0:11.97 [8]	6.4L		0:35.33	+3
		Olivia Kendal		400m	400m	(0:11.97)				

[] Ranking at each section and finish
 -:-:- No data available at this section
 NA No data available

SCN Saddle cloth number
 DNF Did not finish
 DNT Did not track



Horse/Jockey Name	Sun Worshipper
Final Rank	1
Fastest Section Time (Section)	0:11.08 (400m)
Top Speed [km/h] (Section)	65.5 (400m)
Race State	Finished



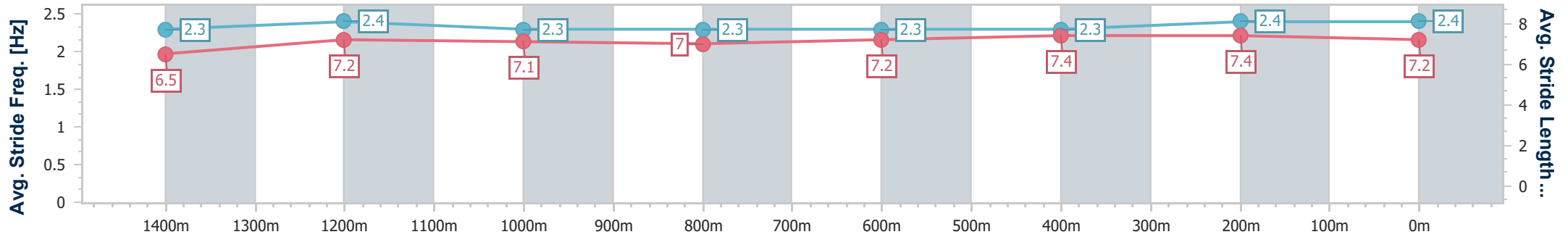
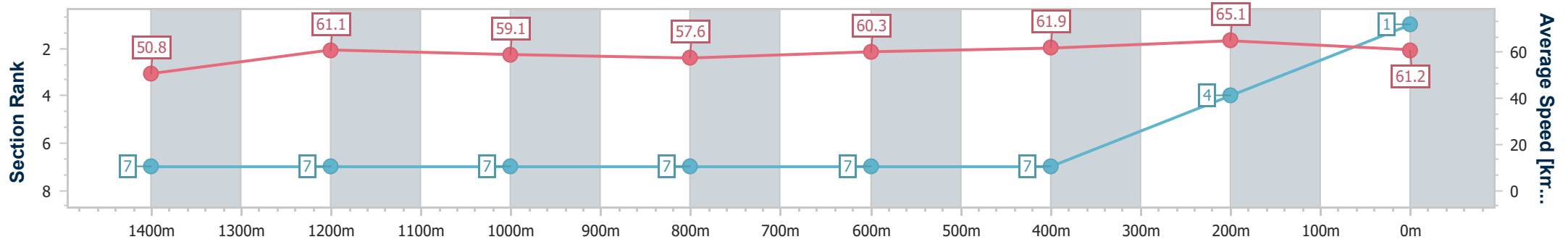
Sunshine Coast QLD Professional
 Race 1: CALOUNDRA RSL QTIS Three-Year-Old BENCHMARK
 65 Handicap - 1600m



10 November 2024 - 12:40

Track Rating: Good 4, Weather: Overcast, Rail Position: +8m Entire

Section	Overall	1400m	1200m	1000m	800m	600m	400m	200m
Section Times	1:37.23 [1] (0:14.21)	1:23.02 [7] (0:11.86)	1:11.16 [7] (0:12.20)	0:58.96 [7] (0:12.55)	0:46.41 [7] (0:11.96)	0:34.45 [7] (0:11.63)	0:22.82 [7] (0:11.08)	0:11.74 [4] (0:11.74)
Average Speed [km/h]	50.8	61.1	59.1	57.6	60.3	61.9	65.1	61.2
Top Speed [km/h]	61.5	62.6	61.1	59.4	61.8	63.4	65.5	64.3
Avg. Dist. to Rail [m]	5.9	2.9	2.7	2.1	0.4	0.4	1.6	1.3
Avg. Stride Freq. [Hz]	2.3	2.4	2.3	2.3	2.3	2.3	2.4	2.4
Avg. Stride Length [m]	6.5	7.2	7.1	7.0	7.2	7.4	7.4	7.2



- [] Ranking at each section and finish
- .-.- No data available at this section
- NA No data available



Horse/Jockey Name	Banksia Beach
Final Rank	2
Fastest Section Time (Section)	0:11.31 (400m)
Top Speed [km/h] (Section)	64.9 (400m)
Race State	Finished



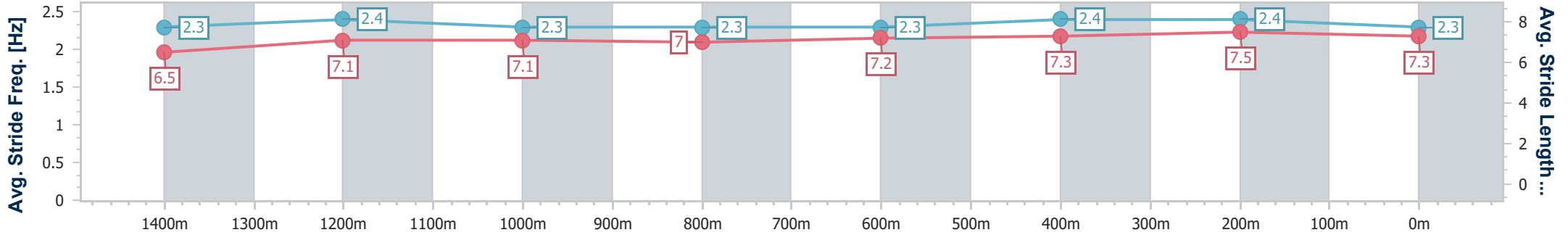
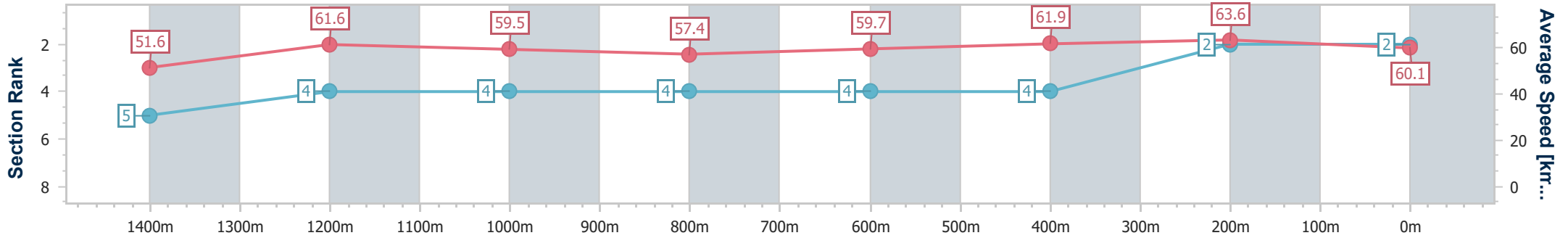
Sunshine Coast QLD Professional
 Race 1: CALOUNDRA RSL QTIS Three-Year-Old BENCHMARK
 65 Handicap - 1600m



10 November 2024 - 12:40

Track Rating: Good 4, Weather: Overcast, Rail Position: +8m Entire

Section	Overall	1400m	1200m	1000m	800m	600m	400m	200m
Section Times	1:37.29 [2] (0:13.96)	1:23.33 [5] (0:11.72)	1:11.61 [4] (0:12.13)	0:59.48 [4] (0:12.54)	0:46.94 [4] (0:12.07)	0:34.87 [4] (0:11.58)	0:23.29 [4] (0:11.31)	0:11.98 [2] (0:11.98)
Average Speed [km/h]	51.6	61.6	59.5	57.4	59.7	61.9	63.6	60.1
Top Speed [km/h]	64.1	64.0	60.8	58.5	60.6	63.7	64.9	61.8
Avg. Dist. to Rail [m]	2.0	0.7	1.4	1.8	0.6	1.0	2.3	3.8
Avg. Stride Freq. [Hz]	2.3	2.4	2.3	2.3	2.3	2.4	2.4	2.3
Avg. Stride Length [m]	6.5	7.1	7.1	7.0	7.2	7.3	7.5	7.3



- [] Ranking at each section and finish
- .-.- No data available at this section
- NA No data available



Horse/Jockey Name	Prominent Lad
Final Rank	3
Fastest Section Time (Section)	0:11.51 (400m)
Top Speed [km/h] (Section)	64.6 (Overall)
Race State	Finished



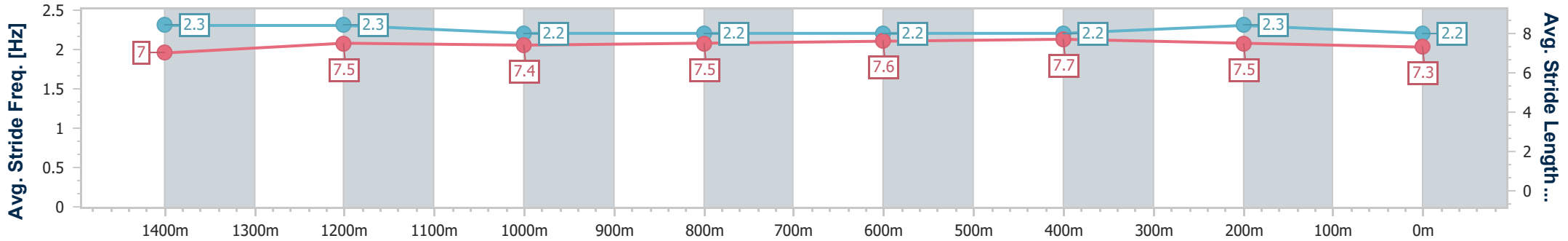
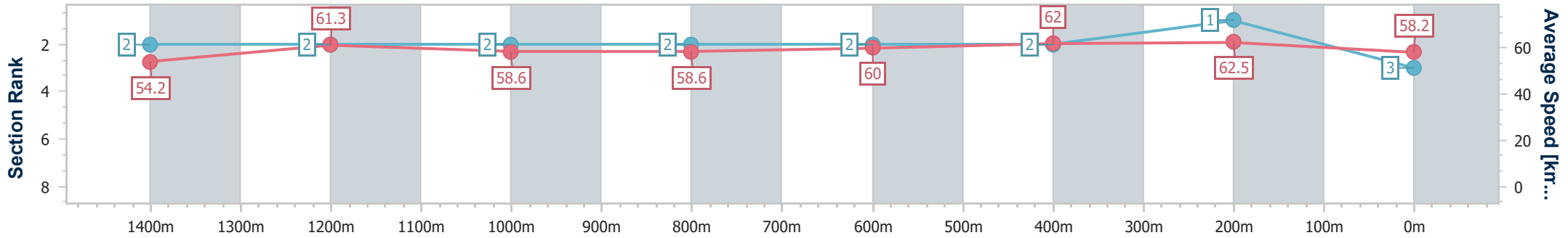
Sunshine Coast QLD Professional
 Race 1: CALOUNDRA RSL QTIS Three-Year-Old BENCHMARK
 65 Handicap - 1600m



10 November 2024 - 12:40

Track Rating: Good 4, Weather: Overcast, Rail Position: +8m Entire

Section	Overall	1400m	1200m	1000m	800m	600m	400m	200m
Section Times	1:37.58 [3] (0:13.30)	1:24.28 [2] (0:11.81)	1:12.47 [2] (0:12.30)	1:00.17 [2] (0:12.40)	0:47.77 [2] (0:12.18)	0:35.59 [2] (0:11.71)	0:23.88 [2] (0:11.51)	0:12.37 [1] (0:12.37)
Average Speed [km/h]	54.2	61.3	58.6	58.6	60.0	62.0	62.5	58.2
Top Speed [km/h]	64.6	64.0	59.4	59.7	61.3	63.4	63.4	60.4
Avg. Dist. to Rail [m]	7.0	2.9	2.7	2.8	2.2	1.7	2.4	2.9
Avg. Stride Freq. [Hz]	2.3	2.3	2.2	2.2	2.2	2.2	2.3	2.2
Avg. Stride Length [m]	7.0	7.5	7.4	7.5	7.6	7.7	7.5	7.3



- [] Ranking at each section and finish
- .-.- No data available at this section
- NA No data available



Horse/Jockey Name	Bold Blaze
Final Rank	4
Fastest Section Time (Section)	0:11.40 (400m)
Top Speed [km/h] (Section)	63.6 (600m)
Race State	Finished



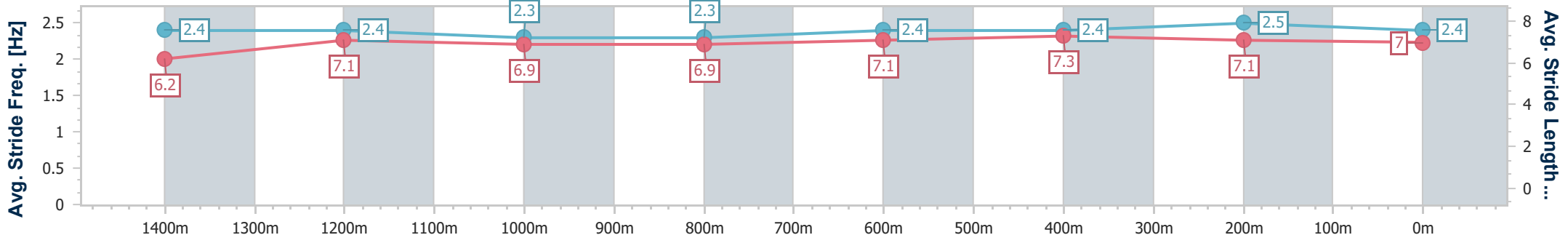
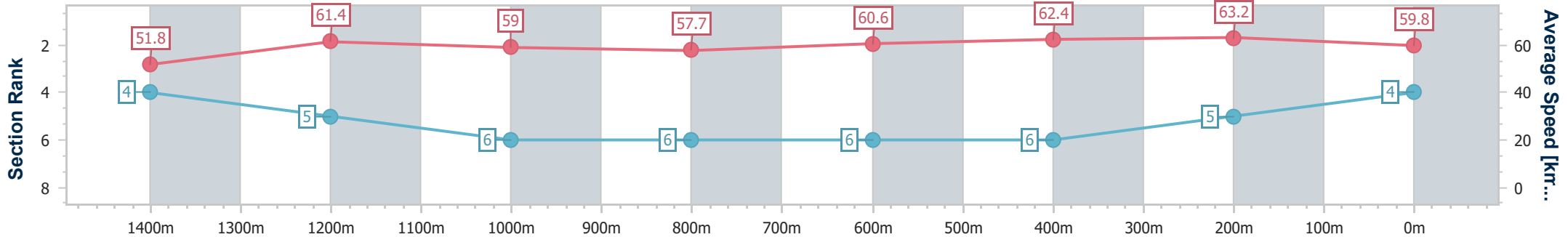
Sunshine Coast QLD Professional
 Race 1: CALOUNDRA RSL QTIS Three-Year-Old BENCHMARK
 65 Handicap - 1600m



10 November 2024 - 12:40

Track Rating: Good 4, Weather: Overcast, Rail Position: +8m Entire

Section	Overall	1400m	1200m	1000m	800m	600m	400m	200m
Section Times	1:37.67 [4] (0:13.89)	1:23.78 [4] (0:11.84)	1:11.94 [5] (0:12.24)	0:59.70 [6] (0:12.56)	0:47.14 [6] (0:12.05)	0:35.09 [6] (0:11.64)	0:23.45 [6] (0:11.40)	0:12.05 [5] (0:12.05)
Average Speed [km/h]	51.8	61.4	59.0	57.7	60.6	62.4	63.2	59.8
Top Speed [km/h]	62.6	62.5	60.4	58.4	61.7	63.6	63.6	62.6
Avg. Dist. to Rail [m]	5.7	3.3	3.4	3.0	2.3	1.5	3.2	4.7
Avg. Stride Freq. [Hz]	2.4	2.4	2.3	2.3	2.4	2.4	2.5	2.4
Avg. Stride Length [m]	6.2	7.1	6.9	6.9	7.1	7.3	7.1	7.0



- [] Ranking at each section and finish
- .-.- No data available at this section
- NA No data available



Horse/Jockey Name	Italian Riviera
Final Rank	5
Fastest Section Time (Section)	0:11.66 (400m)
Top Speed [km/h] (Section)	63.8 (400m)
Race State	Finished



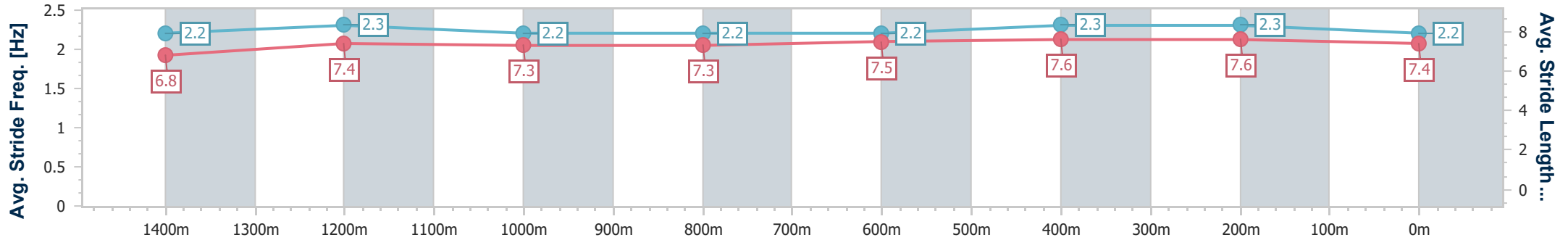
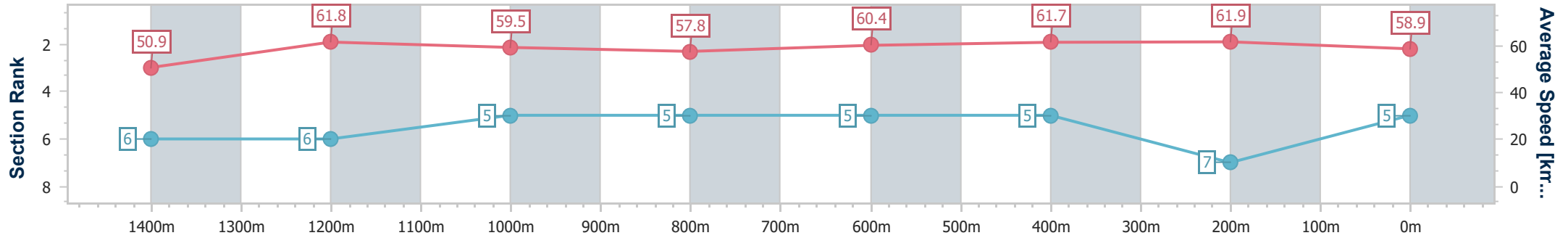
Sunshine Coast QLD Professional
Race 1: CALOUNDRA RSL QTIS Three-Year-Old BENCHMARK
65 Handicap - 1600m



10 November 2024 - 12:40

Track Rating: Good 4, Weather: Overcast, Rail Position: +8m Entire

Section	Overall	1400m	1200m	1000m	800m	600m	400m	200m
Section Times	1:38.03 [5] (0:14.11)	1:23.92 [6] (0:11.73)	1:12.19 [6] (0:12.11)	1:00.08 [5] (0:12.52)	0:47.56 [5] (0:12.00)	0:35.56 [5] (0:11.71)	0:23.85 [5] (0:11.66)	0:12.19 [7] (0:12.19)
Average Speed [km/h]	50.9	61.8	59.5	57.8	60.4	61.7	61.9	58.9
Top Speed [km/h]	61.7	63.4	60.8	58.5	61.3	63.1	63.8	60.2
Avg. Dist. to Rail [m]	2.5	2.2	2.2	2.1	1.4	0.4	0.2	0.2
Avg. Stride Freq. [Hz]	2.2	2.3	2.2	2.2	2.2	2.3	2.3	2.2
Avg. Stride Length [m]	6.8	7.4	7.3	7.3	7.5	7.6	7.6	7.4



- [] Ranking at each section and finish
- .-.- No data available at this section
- NA No data available



Horse/Jockey Name	Harley Charlie
Final Rank	6
Fastest Section Time (Section)	0:11.68 (400m)
Top Speed [km/h] (Section)	63.7 (Overall)
Race State	Finished



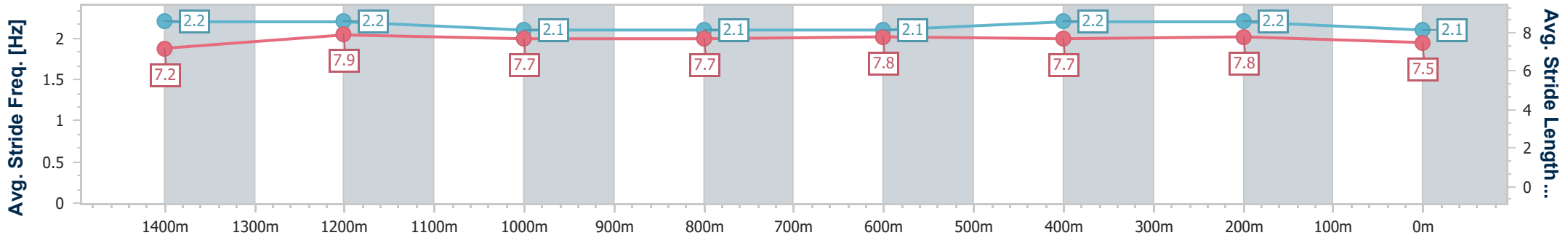
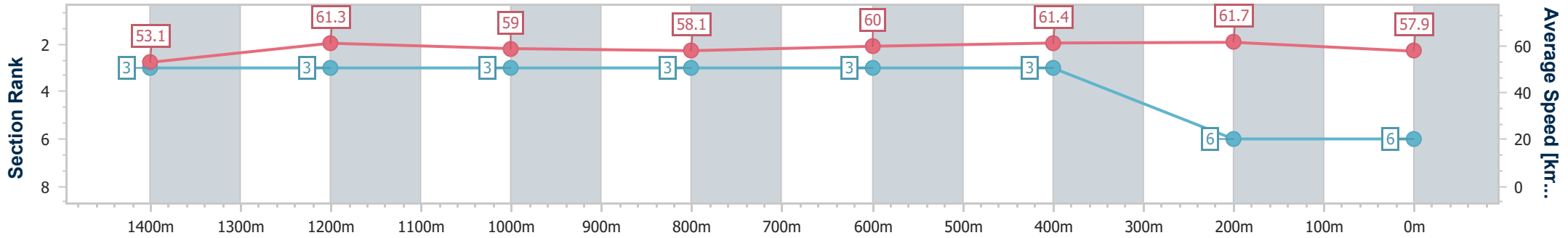
Sunshine Coast QLD Professional
 Race 1: CALOUNDRA RSL QTIS Three-Year-Old BENCHMARK
 65 Handicap - 1600m



10 November 2024 - 12:40

Track Rating: Good 4, Weather: Overcast, Rail Position: +8m Entire

Section	Overall	1400m	1200m	1000m	800m	600m	400m	200m
Section Times	1:38.12 [6] (0:13.60)	1:24.52 [3] (0:11.83)	1:12.69 [3] (0:12.26)	1:00.43 [3] (0:12.46)	0:47.97 [3] (0:12.11)	0:35.86 [3] (0:11.73)	0:24.13 [3] (0:11.68)	0:12.45 [6] (0:12.45)
Average Speed [km/h]	53.1	61.3	59.0	58.1	60.0	61.4	61.7	57.9
Top Speed [km/h]	63.7	62.8	60.3	59.0	60.6	62.7	62.8	60.1
Avg. Dist. to Rail [m]	4.3	3.2	2.3	2.2	1.4	0.7	0.6	1.3
Avg. Stride Freq. [Hz]	2.2	2.2	2.1	2.1	2.1	2.2	2.2	2.1
Avg. Stride Length [m]	7.2	7.9	7.7	7.7	7.8	7.7	7.8	7.5



- [] Ranking at each section and finish
- .-.- No data available at this section
- NA No data available



Horse/Jockey Name	Family Of League
Final Rank	7
Fastest Section Time (Section)	0:11.61 (1400m)
Top Speed [km/h] (Section)	67.0 (Overall)
Race State	Finished



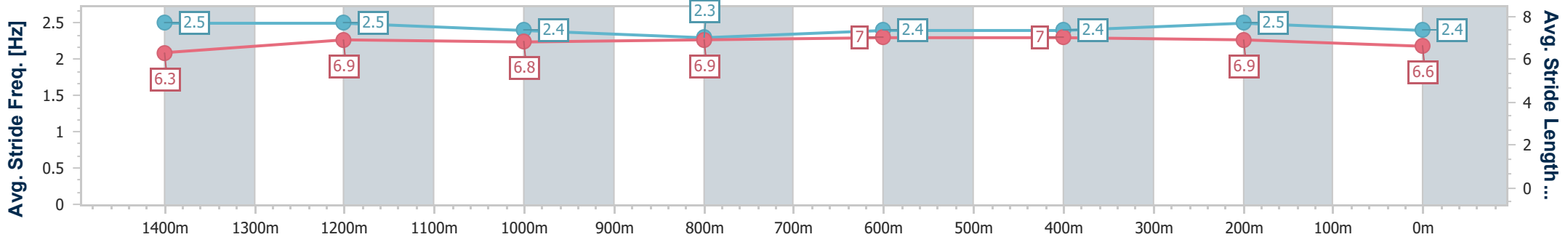
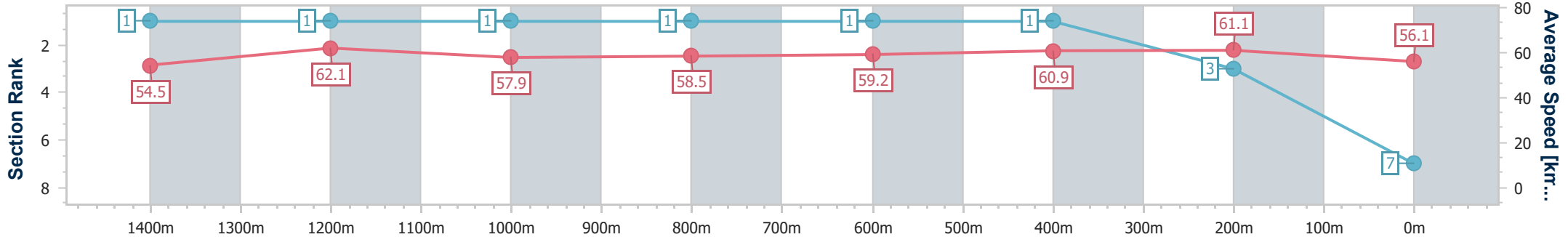
Sunshine Coast QLD Professional
 Race 1: CALOUNDRA RSL QTIS Three-Year-Old BENCHMARK
 65 Handicap - 1600m



10 November 2024 - 12:40

Track Rating: Good 4, Weather: Overcast, Rail Position: +8m Entire

Section	Overall	1400m	1200m	1000m	800m	600m	400m	200m
Section Times	1:38.30 [7] (0:13.24)	1:25.06 [1] (0:11.61)	1:13.45 [1] (0:12.43)	1:01.02 [1] (0:12.39)	0:48.63 [1] (0:12.20)	0:36.43 [1] (0:11.79)	0:24.64 [1] (0:11.82)	0:12.82 [3] (0:12.82)
Average Speed [km/h]	54.5	62.1	57.9	58.5	59.2	60.9	61.1	56.1
Top Speed [km/h]	67.0	65.2	59.4	59.4	59.9	62.0	62.0	58.8
Avg. Dist. to Rail [m]	4.3	1.1	1.2	1.7	0.6	0.3	1.1	2.5
Avg. Stride Freq. [Hz]	2.5	2.5	2.4	2.3	2.4	2.4	2.5	2.4
Avg. Stride Length [m]	6.3	6.9	6.8	6.9	7.0	7.0	6.9	6.6



- [] Ranking at each section and finish
- .-.- No data available at this section
- NA No data available



Horse/Jockey Name	Propose
Final Rank	8
Fastest Section Time (Section)	0:11.64 (400m)
Top Speed [km/h] (Section)	63.1 (400m)
Race State	Finished



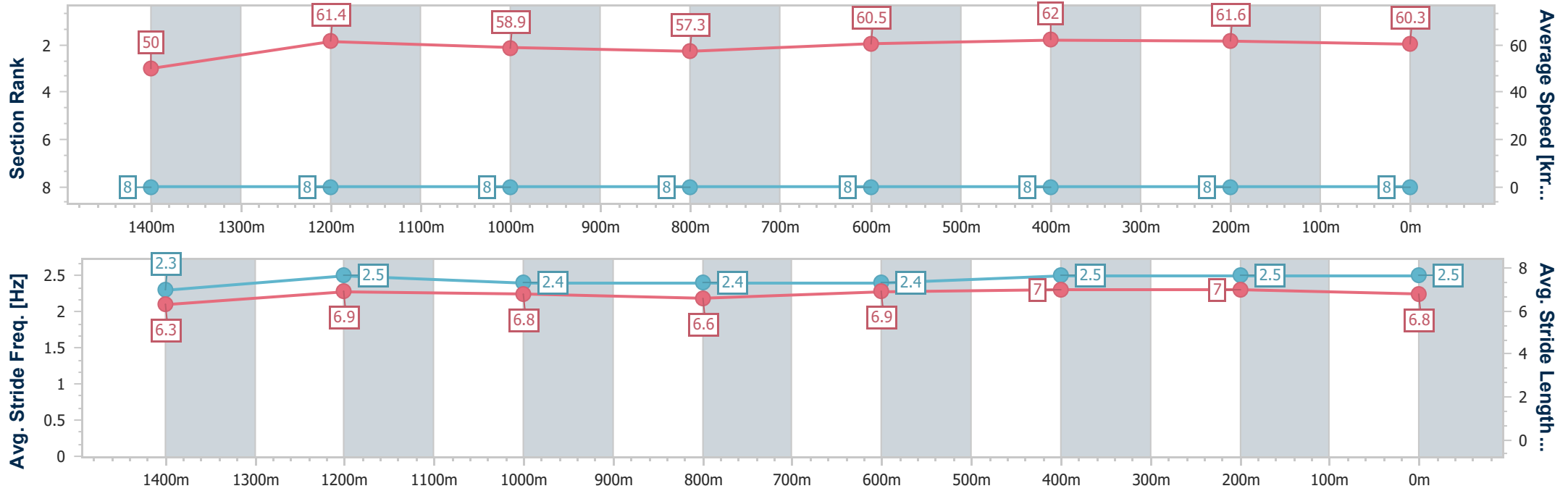
Sunshine Coast QLD Professional
 Race 1: CALOUNDRA RSL QTIS Three-Year-Old BENCHMARK
 65 Handicap - 1600m



10 November 2024 - 12:40

Track Rating: Good 4, Weather: Overcast, Rail Position: +8m Entire

Section	Overall	1400m	1200m	1000m	800m	600m	400m	200m
Section Times	1:38.47 [8] (0:14.49)	1:23.98 [8] (0:11.77)	1:12.21 [8] (0:12.25)	0:59.96 [8] (0:12.63)	0:47.33 [8] (0:12.00)	0:35.33 [8] (0:11.72)	0:23.61 [8] (0:11.64)	0:11.97 [8] (0:11.97)
Average Speed [km/h]	50.0	61.4	58.9	57.3	60.5	62.0	61.6	60.3
Top Speed [km/h]	61.1	62.5	60.8	59.2	62.2	62.4	63.1	61.5
Avg. Dist. to Rail [m]	5.1	2.1	1.6	2.2	1.6	0.9	1.8	2.2
Avg. Stride Freq. [Hz]	2.3	2.5	2.4	2.4	2.4	2.5	2.5	2.5
Avg. Stride Length [m]	6.3	6.9	6.8	6.6	6.9	7.0	7.0	6.8



- [] Ranking at each section and finish
- .-.- No data available at this section
- NA No data available



Sunshine Coast QLD Professional

Race 2: TAB Maiden Plate - 1000m

10 November 2024 - 13:16



Track Rating: Good 4, Weather: Overcast, Rail Position: +8m Entire

Section											Last 600m	
Field Times		Overall	800m	600m	400m	200m						0:33.85
		0:57.63 (0:13.11)	0:44.52 (0:10.67)	0:33.85 (0:10.97)	0:22.88 (0:11.08)	0:11.80 (0:11.80)						
Rank	TAB	Horse/Jockey	Barrier	Top Speed [km/h]	Fastest Section	Overall	800m	600m	400m	200m	Margin	Distance Travelled [m]
1	2	MERCIAN	7	68.5	0:10.69	0:57.63 [1]	0:44.38 [3]	0:33.69 [3]	0:22.73 [3]	0:11.80 [1]	0:57.63	0:33.69
		Boris Thornton		Overall	800m	(0:13.25)	(0:10.69)	(0:10.96)	(0:10.93)	(0:11.80)		
2	11	STRIKE THE HEART	9	69.1	0:10.70	0:57.67 [2]	0:44.56 [1]	0:33.86 [2]	0:22.92 [1]	0:11.80 [2]	0.2L	0:33.86 +1
		Rob Thorburn		800m	800m	(0:13.11)	(0:10.70)	(0:10.94)	(0:11.12)	(0:11.80)		
3	6	ICED CHOCOLATE	1	68.4	0:10.73	0:57.67 [3]	0:44.37 [4]	0:33.64 [4]	0:22.73 [4]	0:11.78 [3]	0.3L	0:33.64 +1
		Angela Jones		800m	800m	(0:13.30)	(0:10.73)	(0:10.91)	(0:10.95)	(0:11.78)		
4	3	MIDNIGHT MADNESS	5	69.1	0:10.82	0:57.84 [4]	0:44.20 [7]	0:33.38 [8]	0:22.53 [7]	0:11.68 [4]	1.3L	0:33.38 +3
		Micheal Hellyer		Overall	800m	(0:13.64)	(0:10.82)	(0:10.85)	(0:10.85)	(0:11.68)		
5	8	MODISTE	8	68.5	0:10.88	0:57.86 [5]	0:44.49 [5]	0:33.59 [6]	0:22.71 [5]	0:11.68 [5]	1.4L	0:33.59 +2
		Cejay Graham		800m	600m	(0:13.37)	(0:10.90)	(0:10.88)	(0:11.03)	(0:11.68)		
6	9	MY MISCHKA	2	68.3	0:10.77	0:58.38 [6]	0:44.92 [6]	0:34.15 [5]	0:23.10 [6]	0:11.98 [7]	4.4L	0:34.15 +0
		Casey Waddell		Overall	800m	(0:13.46)	(0:10.77)	(0:11.05)	(0:11.12)	(0:11.98)		
7	10	MY SPIRIT	4	68.9	0:10.85	0:58.42 [7]	0:44.78 [8]	0:33.93 [9]	0:22.80 [9]	0:11.82 [9]	4.6L	0:33.93 +2
		Samantha Collett		800m	800m	(0:13.64)	(0:10.85)	(0:11.13)	(0:10.98)	(0:11.82)		
8	4	TYSON'S FURY	6	69.1	0:10.78	0:58.96 [8]	0:45.29 [9]	0:34.51 [7]	0:23.57 [8]	0:12.41 [8]	7.6L	0:34.51 +2
		Corey Sutherland		800m	800m	(0:13.67)	(0:10.78)	(0:10.94)	(0:11.16)	(0:12.41)		
9	5	HALF MOON ROO	3	69.6	0:10.65	0:59.06 [9]	0:45.93 [2]	0:35.28 [1]	0:24.22 [2]	0:12.75 [6]	8L	0:35.28 +1
		Nathan Thomas		800m	800m	(0:13.13)	(0:10.65)	(0:11.06)	(0:11.47)	(0:12.75)		
10	1	EXO EIGHT	10	67.0	0:11.04	0:59.41 [10]	0:45.55 [10]	0:34.51 [10]	0:23.40 [10]	0:12.33 [10]	10L	0:34.51 -1
		Zac Sprie		800m	800m	(0:13.86)	(0:11.04)	(0:11.11)	(0:11.07)	(0:12.33)		

Scratched: Late Night Talking (#7)

[] Ranking at each section and finish
 -:-:- No data available at this section
 NA No data available

SCN Saddle cloth number
 DNF Did not finish
 DNT Did not track



Horse/Jockey Name	Mercian
Final Rank	1
Fastest Section Time (Section)	0:10.69 (800m)
Top Speed [km/h] (Section)	68.5 (Overall)
Race State	Finished



Sunshine Coast QLD Professional

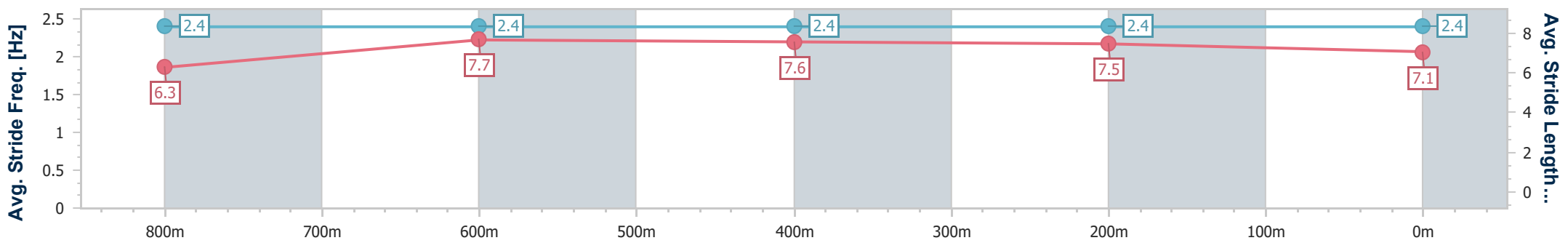
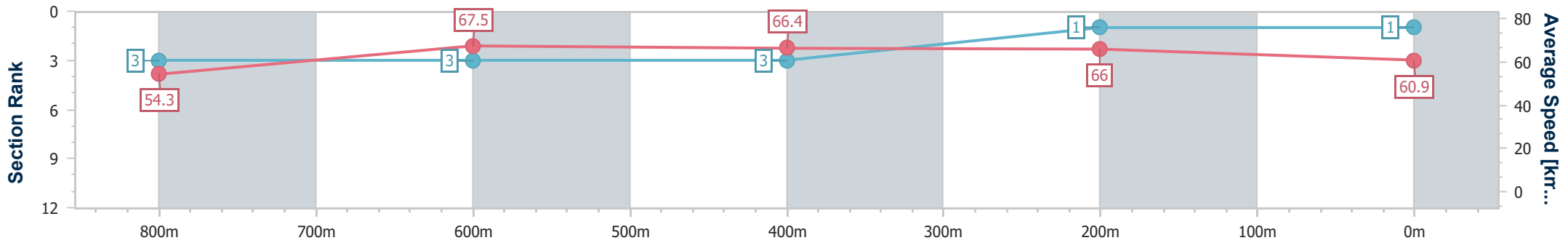
Race 2: TAB Maiden Plate - 1000m

10 November 2024 - 13:16



Track Rating: Good 4, Weather: Overcast, Rail Position: +8m Entire

Section	Overall	800m	600m	400m	200m
Section Times	0:57.63 [1] (0:13.25)	0:44.38 [3] (0:10.69)	0:33.69 [3] (0:10.96)	0:22.73 [3] (0:10.93)	0:11.80 [1] (0:11.80)
Average Speed [km/h]	54.3	67.5	66.4	66.0	60.9
Top Speed [km/h]	68.5	68.5	67.9	66.8	64.1
Avg. Dist. to Rail [m]	4.0	0.6	1.9	5.8	8.3
Avg. Stride Freq. [Hz]	2.4	2.4	2.4	2.4	2.4
Avg. Stride Length [m]	6.3	7.7	7.6	7.5	7.1



- [] Ranking at each section and finish
- .-.- No data available at this section
- NA No data available



Horse/Jockey Name	Strike The Heart
Final Rank	2
Fastest Section Time (Section)	0:10.70 (800m)
Top Speed [km/h] (Section)	69.1 (800m)
Race State	Finished



Sunshine Coast QLD Professional

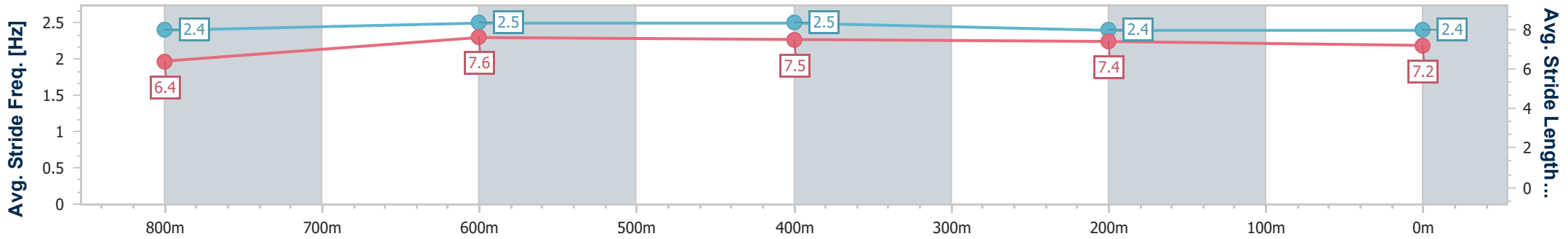
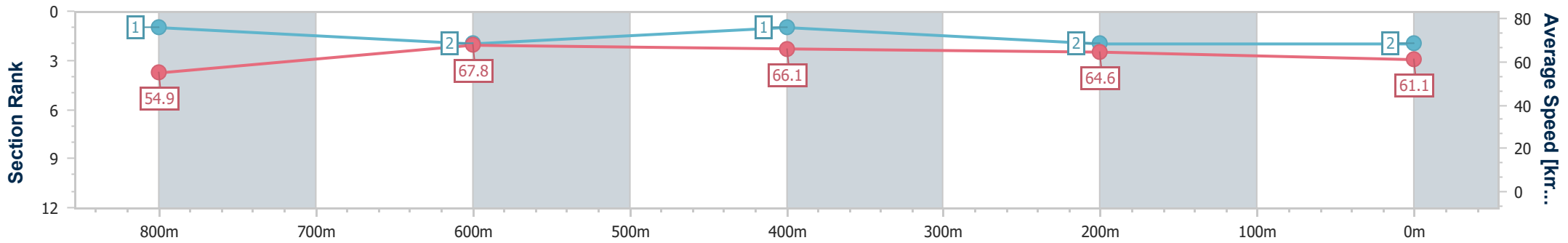
Race 2: TAB Maiden Plate - 1000m

10 November 2024 - 13:16



Track Rating: Good 4, Weather: Overcast, Rail Position: +8m Entire

Section	Overall	800m	600m	400m	200m
Section Times	0:57.67 [2] (0:13.11)	0:44.56 [1] (0:10.70)	0:33.86 [2] (0:10.94)	0:22.92 [1] (0:11.12)	0:11.80 [2] (0:11.80)
Average Speed [km/h]	54.9	67.8	66.1	64.6	61.1
Top Speed [km/h]	69.0	69.1	67.0	66.8	64.1
Avg. Dist. to Rail [m]	8.5	2.6	0.7	2.7	4.5
Avg. Stride Freq. [Hz]	2.4	2.5	2.5	2.4	2.4
Avg. Stride Length [m]	6.4	7.6	7.5	7.4	7.2



- [] Ranking at each section and finish
- .-.- No data available at this section
- NA No data available



Horse/Jockey Name	Iced Chocolate
Final Rank	3
Fastest Section Time (Section)	0:10.73 (800m)
Top Speed [km/h] (Section)	68.4 (800m)
Race State	Finished



Sunshine Coast QLD Professional

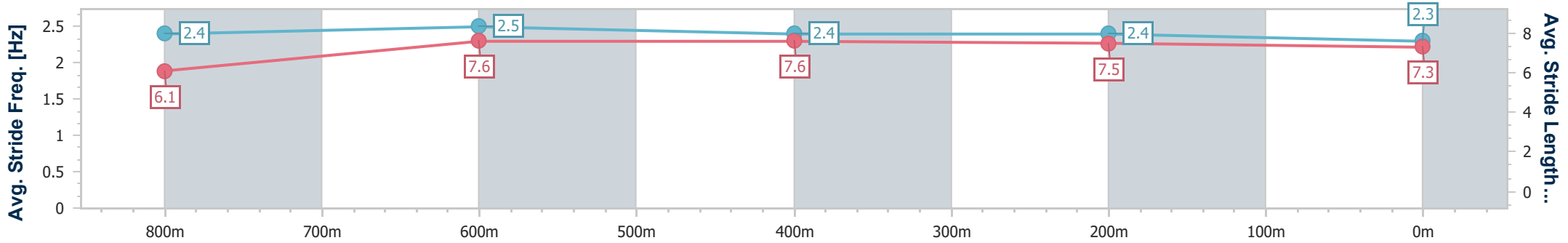
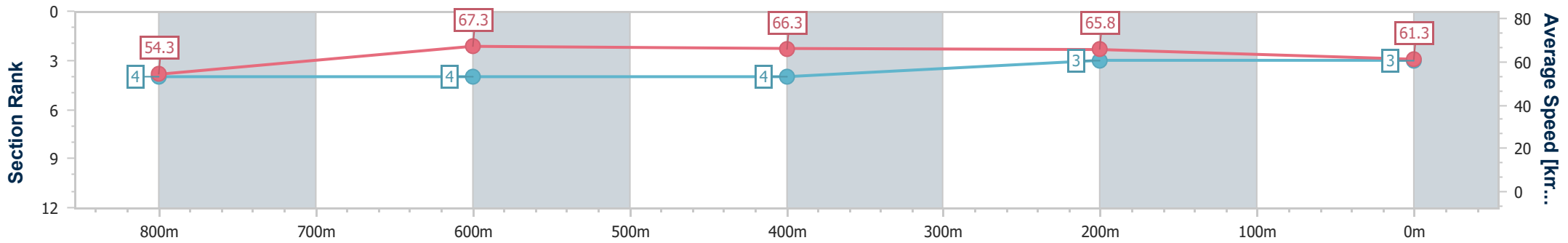
Race 2: TAB Maiden Plate - 1000m

10 November 2024 - 13:16



Track Rating: Good 4, Weather: Overcast, Rail Position: +8m Entire

Section	Overall	800m	600m	400m	200m
Section Times	0:57.67 [3] (0:13.30)	0:44.37 [4] (0:10.73)	0:33.64 [4] (0:10.91)	0:22.73 [4] (0:10.95)	0:11.78 [3] (0:11.78)
Average Speed [km/h]	54.3	67.3	66.3	65.8	61.3
Top Speed [km/h]	67.8	68.4	68.1	67.1	64.3
Avg. Dist. to Rail [m]	2.0	1.5	0.7	1.6	1.2
Avg. Stride Freq. [Hz]	2.4	2.5	2.4	2.4	2.3
Avg. Stride Length [m]	6.1	7.6	7.6	7.5	7.3



- [] Ranking at each section and finish
- .-.- No data available at this section
- NA No data available



Horse/Jockey Name	Midnight Madness
Final Rank	4
Fastest Section Time (Section)	0:10.82 (800m)
Top Speed [km/h] (Section)	69.1 (Overall)
Race State	Finished



Sunshine Coast QLD Professional

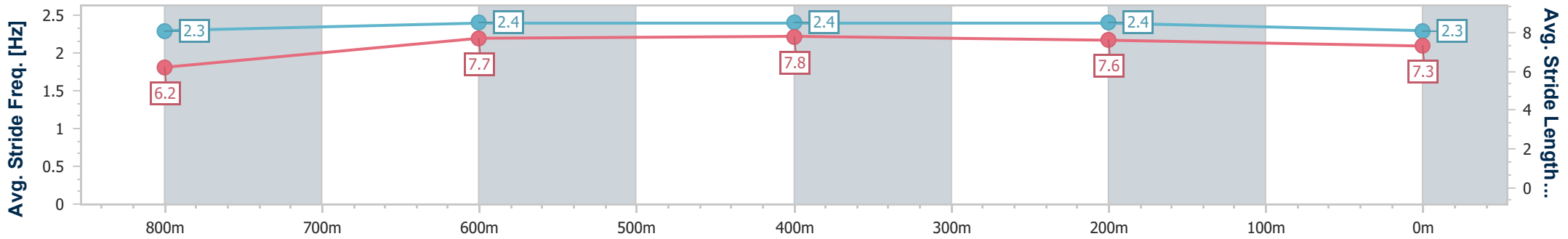
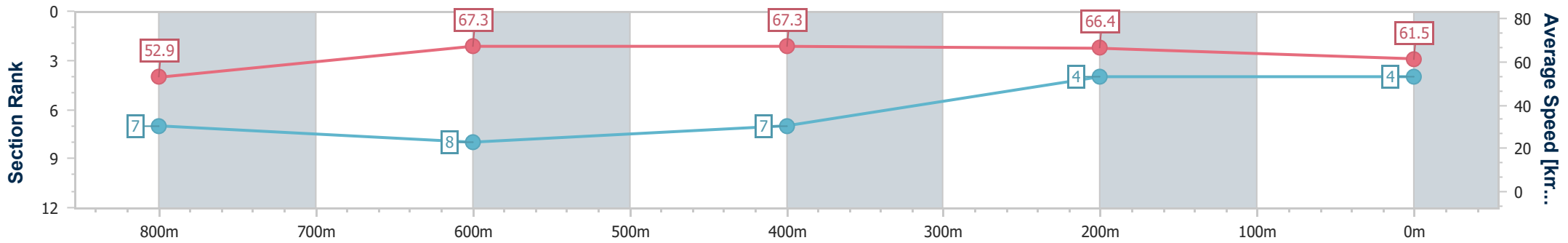
Race 2: TAB Maiden Plate - 1000m

10 November 2024 - 13:16



Track Rating: Good 4, Weather: Overcast, Rail Position: +8m Entire

Section	Overall	800m	600m	400m	200m
Section Times	0:57.84 [4] (0:13.64)	0:44.20 [7] (0:10.82)	0:33.38 [8] (0:10.85)	0:22.53 [7] (0:10.85)	0:11.68 [4] (0:11.68)
Average Speed [km/h]	52.9	67.3	67.3	66.4	61.5
Top Speed [km/h]	69.1	68.6	67.8	67.7	65.2
Avg. Dist. to Rail [m]	4.2	3.1	2.3	4.8	4.3
Avg. Stride Freq. [Hz]	2.3	2.4	2.4	2.4	2.3
Avg. Stride Length [m]	6.2	7.7	7.8	7.6	7.3



- [] Ranking at each section and finish
- .-.- No data available at this section
- NA No data available



Horse/Jockey Name	Modiste
Final Rank	5
Fastest Section Time (Section)	0:10.88 (600m)
Top Speed [km/h] (Section)	68.5 (800m)
Race State	Finished



Sunshine Coast QLD Professional

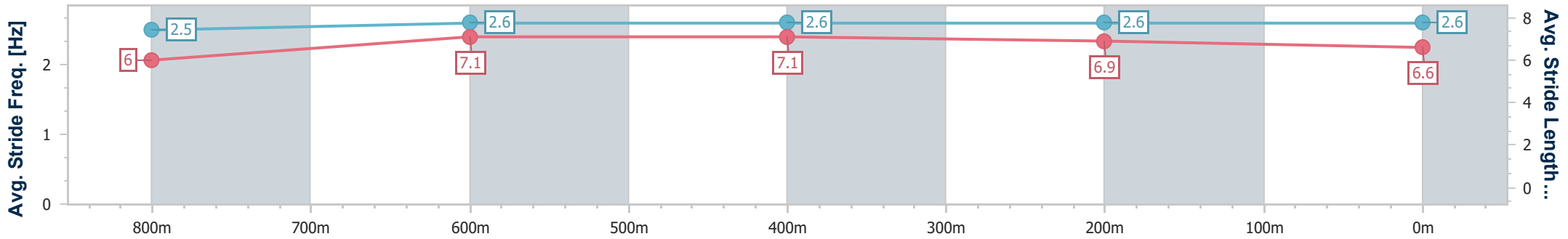
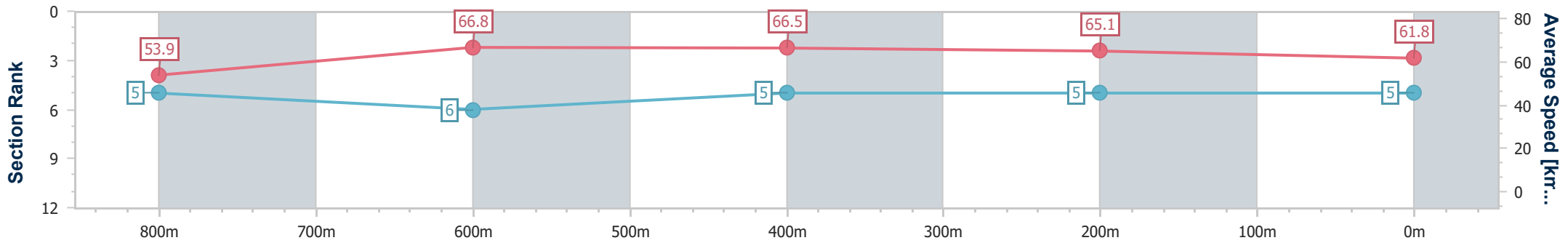
Race 2: TAB Maiden Plate - 1000m

10 November 2024 - 13:16



Track Rating: Good 4, Weather: Overcast, Rail Position: +8m Entire

Section	Overall	800m	600m	400m	200m
Section Times	0:57.86 [5] (0:13.37)	0:44.49 [5] (0:10.90)	0:33.59 [6] (0:10.88)	0:22.71 [5] (0:11.03)	0:11.68 [5] (0:11.68)
Average Speed [km/h]	53.9	66.8	66.5	65.1	61.8
Top Speed [km/h]	68.1	68.5	67.9	65.8	64.4
Avg. Dist. to Rail [m]	6.7	2.4	1.3	3.5	2.6
Avg. Stride Freq. [Hz]	2.5	2.6	2.6	2.6	2.6
Avg. Stride Length [m]	6.0	7.1	7.1	6.9	6.6



- [] Ranking at each section and finish
- .-.- No data available at this section
- NA No data available



Horse/Jockey Name	My Mischka
Final Rank	6
Fastest Section Time (Section)	0:10.77 (800m)
Top Speed [km/h] (Section)	68.3 (Overall)
Race State	Finished



Sunshine Coast QLD Professional

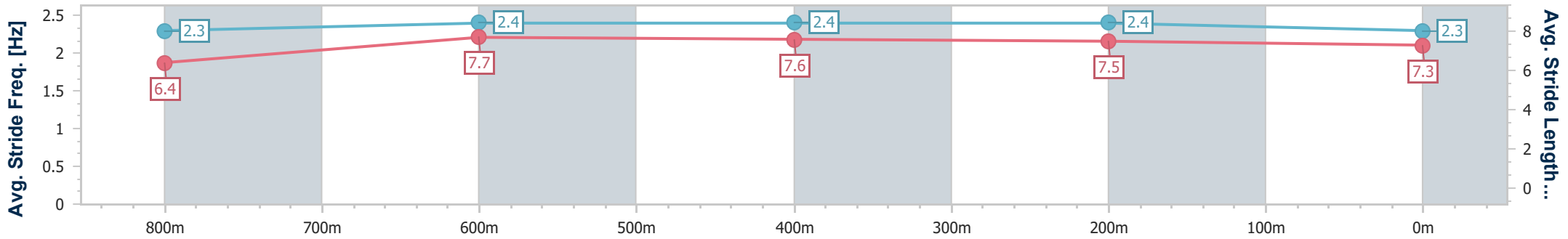
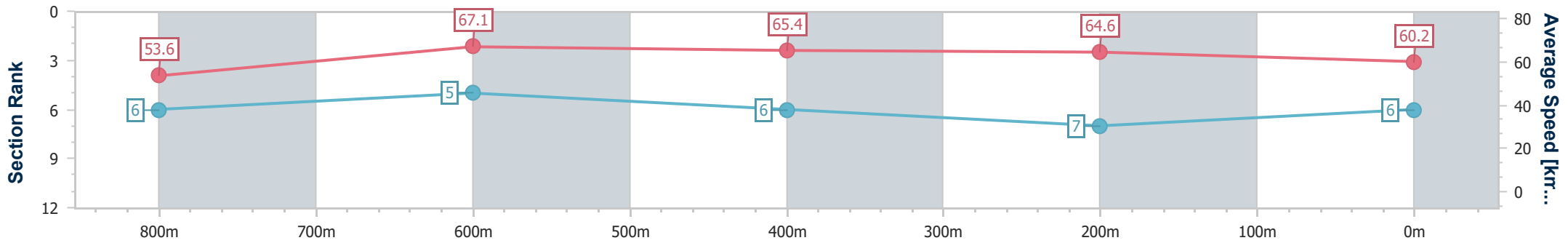
Race 2: TAB Maiden Plate - 1000m

10 November 2024 - 13:16



Track Rating: Good 4, Weather: Overcast, Rail Position: +8m Entire

Section	Overall	800m	600m	400m	200m
Section Times	0:58.38 [6] (0:13.46)	0:44.92 [6] (0:10.77)	0:34.15 [5] (0:11.05)	0:23.10 [6] (0:11.12)	0:11.98 [7] (0:11.98)
Average Speed [km/h]	53.6	67.1	65.4	64.6	60.2
Top Speed [km/h]	68.3	68.2	67.2	65.4	62.7
Avg. Dist. to Rail [m]	2.1	1.3	0.4	2.2	4.2
Avg. Stride Freq. [Hz]	2.3	2.4	2.4	2.4	2.3
Avg. Stride Length [m]	6.4	7.7	7.6	7.5	7.3



- [] Ranking at each section and finish
- .-.- No data available at this section
- NA No data available



Horse/Jockey Name	My Spirit
Final Rank	7
Fastest Section Time (Section)	0:10.85 (800m)
Top Speed [km/h] (Section)	68.9 (800m)
Race State	Finished



Sunshine Coast QLD Professional

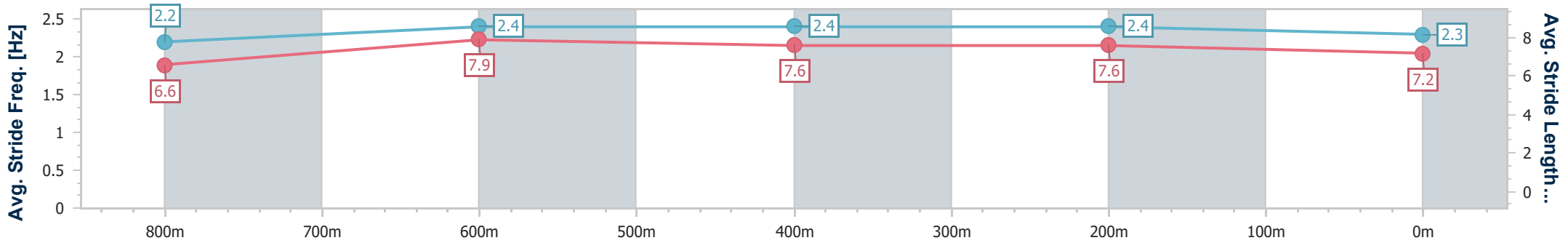
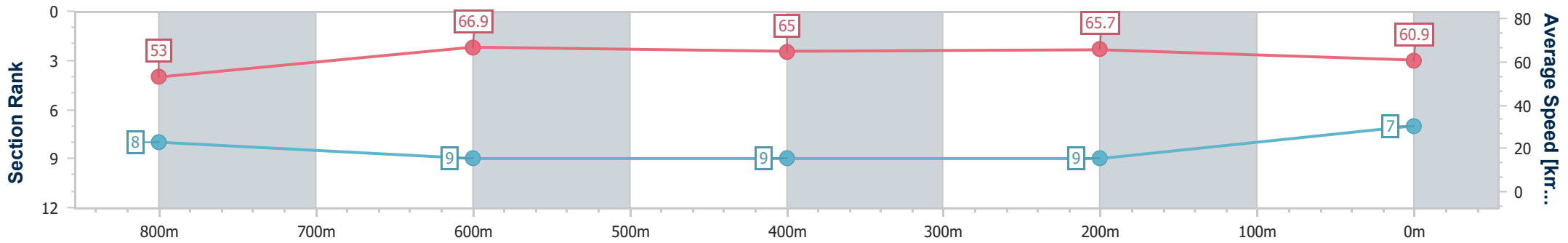
Race 2: TAB Maiden Plate - 1000m

10 November 2024 - 13:16



Track Rating: Good 4, Weather: Overcast, Rail Position: +8m Entire

Section	Overall	800m	600m	400m	200m
Section Times	0:58.42 [7] (0:13.64)	0:44.78 [8] (0:10.85)	0:33.93 [9] (0:11.13)	0:22.80 [9] (0:10.98)	0:11.82 [9] (0:11.82)
Average Speed [km/h]	53.0	66.9	65.0	65.7	60.9
Top Speed [km/h]	68.9	68.9	67.7	66.3	64.3
Avg. Dist. to Rail [m]	2.6	2.0	1.2	3.5	5.8
Avg. Stride Freq. [Hz]	2.2	2.4	2.4	2.4	2.3
Avg. Stride Length [m]	6.6	7.9	7.6	7.6	7.2



- [] Ranking at each section and finish
- .-.- No data available at this section
- NA No data available



Horse/Jockey Name	Tyson's Fury
Final Rank	8
Fastest Section Time (Section)	0:10.78 (800m)
Top Speed [km/h] (Section)	69.1 (800m)
Race State	Finished



Sunshine Coast QLD Professional

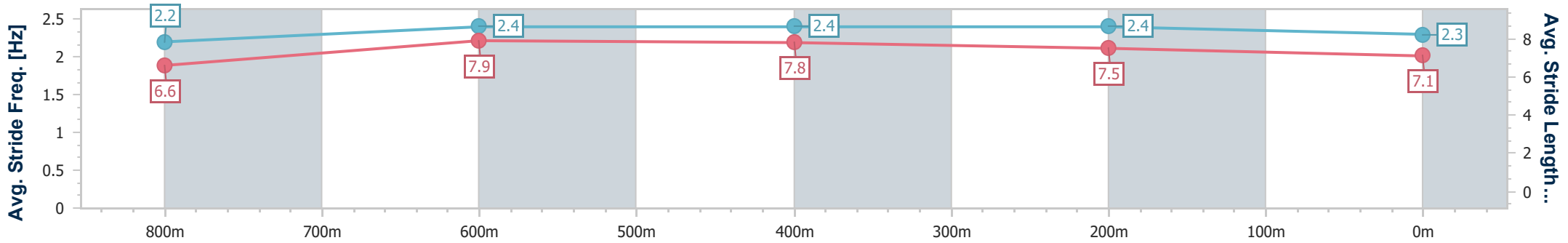
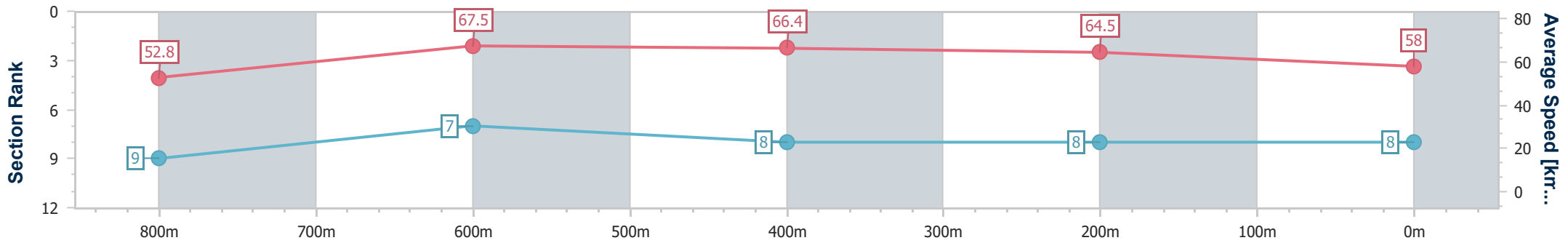
Race 2: TAB Maiden Plate - 1000m

10 November 2024 - 13:16



Track Rating: Good 4, Weather: Overcast, Rail Position: +8m Entire

Section	Overall	800m	600m	400m	200m
Section Times	0:58.96 [8] (0:13.67)	0:45.29 [9] (0:10.78)	0:34.51 [7] (0:10.94)	0:23.57 [8] (0:11.16)	0:12.41 [8] (0:12.41)
Average Speed [km/h]	52.8	67.5	66.4	64.5	58.0
Top Speed [km/h]	67.6	69.1	67.6	66.5	62.1
Avg. Dist. to Rail [m]	5.0	3.3	1.1	3.7	4.7
Avg. Stride Freq. [Hz]	2.2	2.4	2.4	2.4	2.3
Avg. Stride Length [m]	6.6	7.9	7.8	7.5	7.1



- [] Ranking at each section and finish
- .-.- No data available at this section
- NA No data available



Horse/Jockey Name	Half Moon Roo
Final Rank	9
Fastest Section Time (Section)	0:10.65 (800m)
Top Speed [km/h] (Section)	69.6 (800m)
Race State	Finished



Sunshine Coast QLD Professional

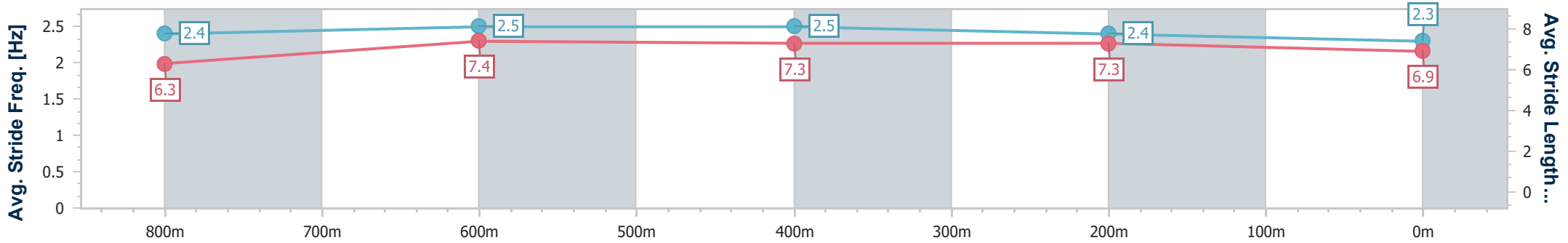
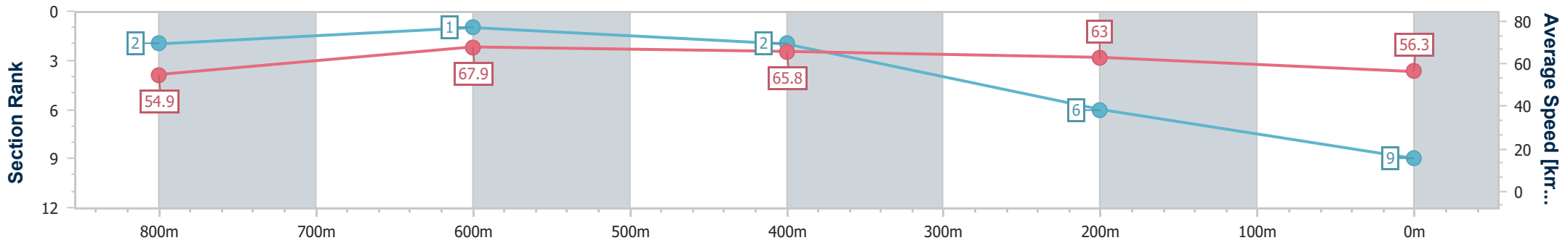
Race 2: TAB Maiden Plate - 1000m

10 November 2024 - 13:16



Track Rating: Good 4, Weather: Overcast, Rail Position: +8m Entire

Section	Overall	800m	600m	400m	200m
Section Times	0:59.06 [9] (0:13.13)	0:45.93 [2] (0:10.65)	0:35.28 [1] (0:11.06)	0:24.22 [2] (0:11.47)	0:12.75 [6] (0:12.75)
Average Speed [km/h]	54.9	67.9	65.8	63.0	56.3
Top Speed [km/h]	69.1	69.6	67.3	65.1	59.9
Avg. Dist. to Rail [m]	2.9	1.3	2.3	1.4	0.8
Avg. Stride Freq. [Hz]	2.4	2.5	2.5	2.4	2.3
Avg. Stride Length [m]	6.3	7.4	7.3	7.3	6.9



- [] Ranking at each section and finish
- .-.- No data available at this section
- NA No data available



Horse/Jockey Name	Exoeight
Final Rank	10
Fastest Section Time (Section)	0:11.04 (800m)
Top Speed [km/h] (Section)	67.0 (800m)
Race State	Finished



Sunshine Coast QLD Professional

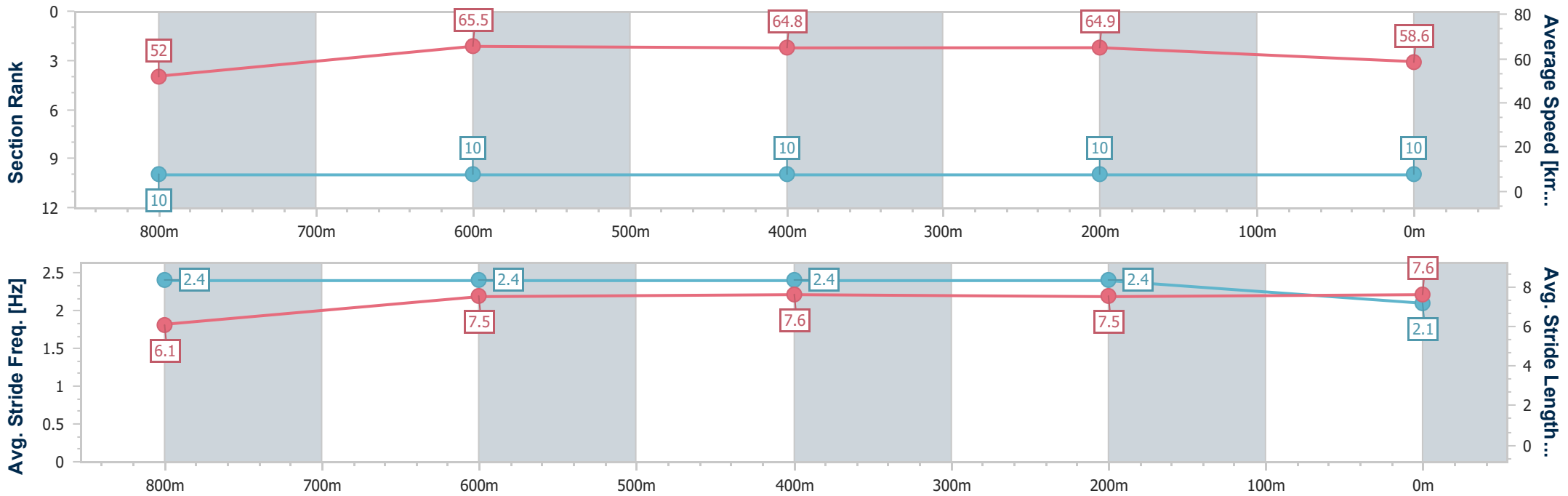
Race 2: TAB Maiden Plate - 1000m

10 November 2024 - 13:16



Track Rating: Good 4, Weather: Overcast, Rail Position: +8m Entire

Section	Overall	800m	600m	400m	200m
Section Times	0:59.41 [10] (0:13.86)	0:45.55 [10] (0:11.04)	0:34.51 [10] (0:11.11)	0:23.40 [10] (0:11.07)	0:12.33 [10] (0:12.33)
Average Speed [km/h]	52.0	65.5	64.8	64.9	58.6
Top Speed [km/h]	66.9	67.0	65.6	65.8	63.3
Avg. Dist. to Rail [m]	7.3	1.8	0.3	3.9	4.2
Avg. Stride Freq. [Hz]	2.4	2.4	2.4	2.4	2.1
Avg. Stride Length [m]	6.1	7.5	7.6	7.5	7.6



- [] Ranking at each section and finish
- .-.- No data available at this section
- NA No data available



Sunshine Coast QLD Professional
Race 3: FLYING START SYNDICATIONS QTIS Three-Year-Old Maiden
Plate - 1000m
10 November 2024 - 13:51



Track Rating: Good 4, Weather: Overcast, Rail Position: +8m Entire

Section		Overall									Last 600m	
Field Times		0:57.20 (0:13.09)									0:33.53	
		800m			600m		400m		200m			
		0:44.11 (0:10.58)			0:33.53 (0:11.01)		0:22.52 (0:10.98)		0:11.54 (0:11.54)			
Rank	TAB	Horse/Jockey	Barrier	Top Speed [km/h]	Fastest Section	Overall	800m	600m	400m	200m	Margin	Distance Travelled [m]
1	8	BREAK FREE Nikita Beriman	2	70.2 800m	0:10.58 800m	0:57.20 [1] (0:13.09)	0:44.11 [1] (0:10.58)	0:33.53 [1] (0:11.01)	0:22.52 [1] (0:10.98)	0:11.54 [1] (0:11.54)	0:57.20	0:33.53
2	10	OOHLALOUVRE Jake Bayliss	3	69.6 800m	0:10.71 800m	0:57.56 [2] (0:13.36)	0:44.20 [6] (0:10.71)	0:33.49 [6] (0:11.01)	0:22.48 [6] (0:10.82)	0:11.66 [2] (0:11.66)	2L	0:33.49 -3
3	2	CLICK CLICK BOOM Justin Stanley	10	69.2 800m	0:10.61 800m	0:58.05 [3] (0:13.49)	0:44.56 [9] (0:10.61)	0:33.95 [7] (0:11.01)	0:22.94 [7] (0:10.91)	0:12.03 [5] (0:12.03)	4.8L	0:33.95 -1
4	11	SENRITA ZETA Kyle Wilson-Taylor	1	70.2 800m	0:10.64 800m	0:58.12 [4] (0:13.10)	0:45.02 [2] (0:10.64)	0:34.38 [3] (0:11.07)	0:23.31 [3] (0:11.16)	0:12.15 [3] (0:12.15)	5.1L	0:34.38 -2
5	12	SHEDRIVESABENTLEY Damien Thornton	4	69.3 800m	0:10.63 800m	0:58.21 [5] (0:13.54)	0:44.67 [10] (0:10.63)	0:34.04 [8] (0:11.03)	0:23.01 [8] (0:11.16)	0:11.85 [8] (0:11.85)	5.5L	0:34.04 -2
6	13	VIENNA WHO Samantha Collett	13	70.7 800m	0:10.61 800m	0:58.27 [6] (0:13.23)	0:45.04 [4] (0:10.61)	0:34.43 [4] (0:11.09)	0:23.34 [4] (0:11.28)	0:12.06 [7] (0:12.06)	5.8L	0:34.43 +3
7	1	ABSINTHE CAT Jace McMurray	5	70.6 800m	0:10.55 800m	0:58.33 [7] (0:13.14)	0:45.19 [3] (0:10.55)	0:34.64 [2] (0:11.08)	0:23.56 [2] (0:11.24)	0:12.32 [4] (0:12.32)	6.1L	0:34.64 +1
8	16	TAPATI Corey Sutherland	7	70.0 Overall	0:10.64 800m	0:58.34 [8] (0:13.28)	0:45.06 [5] (0:10.64)	0:34.42 [5] (0:11.05)	0:23.37 [5] (0:11.22)	0:12.15 [6] (0:12.15)	6.2L	0:34.42 +2
9	15	RED FEATHER BOA Cejay Graham	8	67.6 800m	0:10.83 800m	0:58.40 [9] (0:13.86)	0:44.54 [13] (0:10.83)	0:33.71 [12] (0:11.10)	0:22.61 [13] (0:10.95)	0:11.66 [12] (0:11.66)	6.4L	0:33.71 -2
10	3	MONFARETTO Morgan Butler	6	67.4 800m	0:10.86 800m	0:58.54 [10] (0:13.59)	0:44.95 [11] (0:10.86)	0:34.09 [10] (0:10.96)	0:23.13 [9] (0:11.24)	0:11.89 [10] (0:11.89)	7.2L	0:34.09 -3

Scratched: Hey Chardonnay (#9), Provance (#4), Tudaya (#6), Blue Moves (#7), Rebellious Spirit (#18)

[] Ranking at each section and finish
 -:-:- No data available at this section
 NA No data available

SCN Saddle cloth number
 DNF Did not finish
 DNT Did not track



Sunshine Coast QLD Professional
Race 3: FLYING START SYNDICATIONS QTIS Three-Year-Old Maiden
Plate - 1000m

10 November 2024 - 13:51



Track Rating: Good 4, Weather: Overcast, Rail Position: +8m Entire

Section		Overall	800m	600m	400m	200m	Last 600m					
Field Times		0:57.20 (0:13.09)	0:44.11 (0:10.58)	0:33.53 (0:11.01)	0:22.52 (0:10.98)	0:11.54 (0:11.54)	0:33.53					
Rank	TAB Horse/Jockey	Barrier	Top Speed [km/h]	Fastest Section	Margin					Distance Travelled [m]		
11	5 SKORPIOS ISLE Boris Thornton	12	67.8 400m	0:10.91 400m	0:58.57 [11] (0:13.49)	0:45.08 [8] (0:10.98)	0:34.10 [11] (0:11.30)	0:22.80 [12] (0:10.91)	0:11.89 [11] (0:11.89)	7.4L	0:34.10	+1
12	17 PRIVATE SHOWTIME Casey Waddell	9	68.8 600m	0:10.92 800m	0:58.69 [12] (0:13.78)	0:44.91 [12] (0:10.92)	0:33.99 [13] (0:10.98)	0:23.01 [11] (0:10.94)	0:12.07 [9] (0:12.07)	7.9L	0:33.99	+1
13	14 LEUCAENA Rob Thorburn	11	67.7 800m	0:10.97 800m	0:58.87 [13] (0:13.42)	0:45.45 [7] (0:10.97)	0:34.48 [9] (0:11.23)	0:23.25 [10] (0:11.13)	0:12.12 [13] (0:12.12)	8.9L	0:34.48	+1

Scratched: Hey Chardonnay (#9), Provance (#4), Tudaya (#6), Blue Moves (#7), Rebellious Spirit (#18)

[] Ranking at each section and finish
 -:-:- No data available at this section
 NA No data available

SCN Saddle cloth number
 DNF Did not finish
 DNT Did not track



Horse/Jockey Name	Break Free
Final Rank	1
Fastest Section Time (Section)	0:10.58 (800m)
Top Speed [km/h] (Section)	70.2 (800m)
Race State	Finished



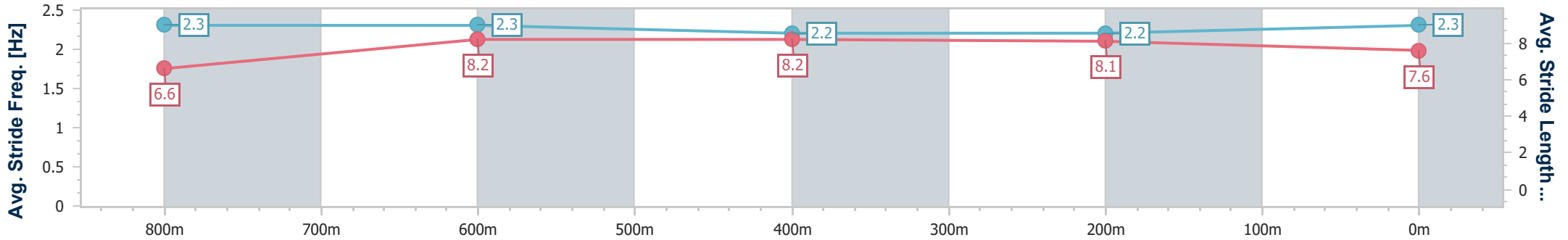
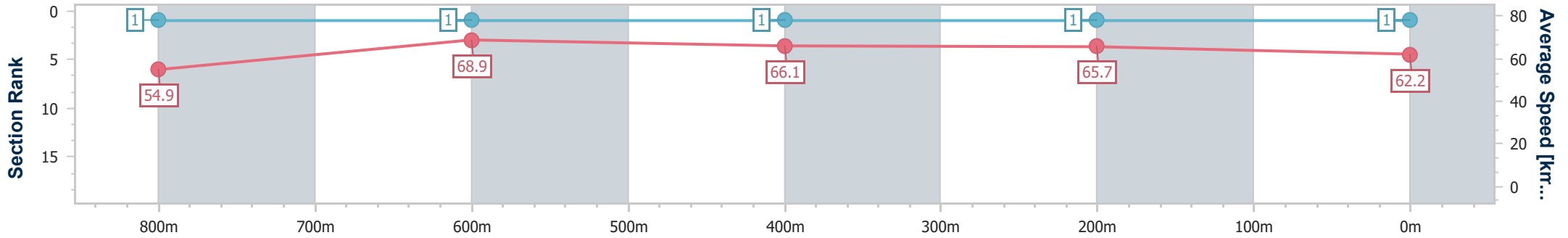
Sunshine Coast QLD Professional
 Race 3: FLYING START SYNDICATIONS QTIS Three-Year-Old
 Maiden Plate - 1000m



10 November 2024 - 13:51

Track Rating: Good 4, Weather: Overcast, Rail Position: +8m Entire

Section	Overall	800m	600m	400m	200m
Section Times	0:57.20 [1] (0:13.09)	0:44.11 [1] (0:10.58)	0:33.53 [1] (0:11.01)	0:22.52 [1] (0:10.98)	0:11.54 [1] (0:11.54)
Average Speed [km/h]	54.9	68.9	66.1	65.7	62.2
Top Speed [km/h]	69.9	70.2	67.3	66.3	64.7
Avg. Dist. to Rail [m]	3.6	3.1	1.9	2.2	2.4
Avg. Stride Freq. [Hz]	2.3	2.3	2.2	2.2	2.3
Avg. Stride Length [m]	6.6	8.2	8.2	8.1	7.6



- [] Ranking at each section and finish
- .-.- No data available at this section
- NA No data available



Horse/Jockey Name	Oohlalouvre
Final Rank	2
Fastest Section Time (Section)	0:10.71 (800m)
Top Speed [km/h] (Section)	69.6 (800m)
Race State	Finished



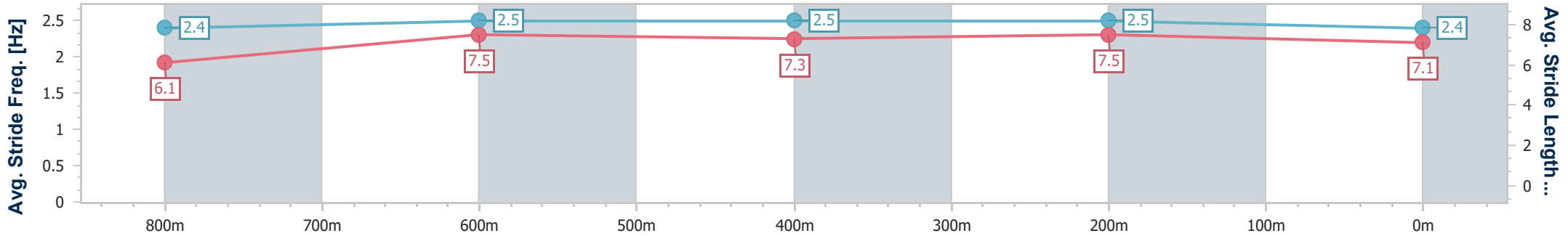
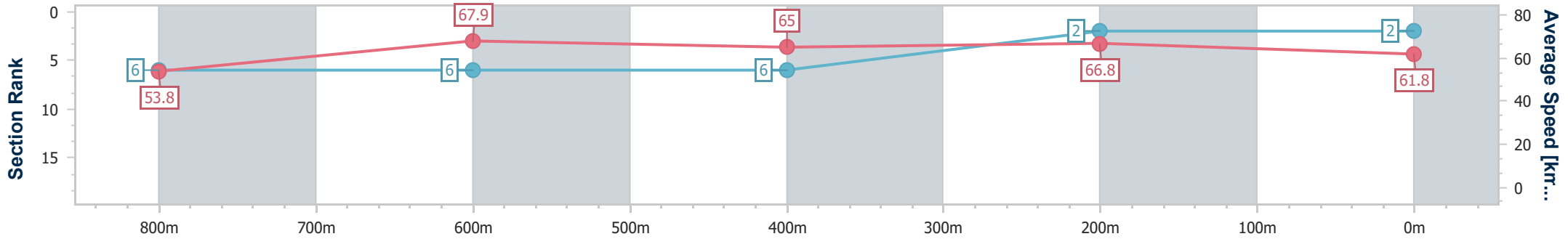
Sunshine Coast QLD Professional
 Race 3: FLYING START SYNDICATIONS QTIS Three-Year-Old
 Maiden Plate - 1000m



10 November 2024 - 13:51

Track Rating: Good 4, Weather: Overcast, Rail Position: +8m Entire

Section	Overall	800m	600m	400m	200m
Section Times	0:57.56 [2] (0:13.36)	0:44.20 [6] (0:10.71)	0:33.49 [6] (0:11.01)	0:22.48 [6] (0:10.82)	0:11.66 [2] (0:11.66)
Average Speed [km/h]	53.8	67.9	65.0	66.8	61.8
Top Speed [km/h]	69.0	69.6	66.5	67.9	65.6
Avg. Dist. to Rail [m]	4.3	2.1	0.8	1.6	4.0
Avg. Stride Freq. [Hz]	2.4	2.5	2.5	2.5	2.4
Avg. Stride Length [m]	6.1	7.5	7.3	7.5	7.1



- [] Ranking at each section and finish
- .-.- No data available at this section
- NA No data available



Horse/Jockey Name	Click Click Boom
Final Rank	3
Fastest Section Time (Section)	0:10.61 (800m)
Top Speed [km/h] (Section)	69.2 (800m)
Race State	Finished



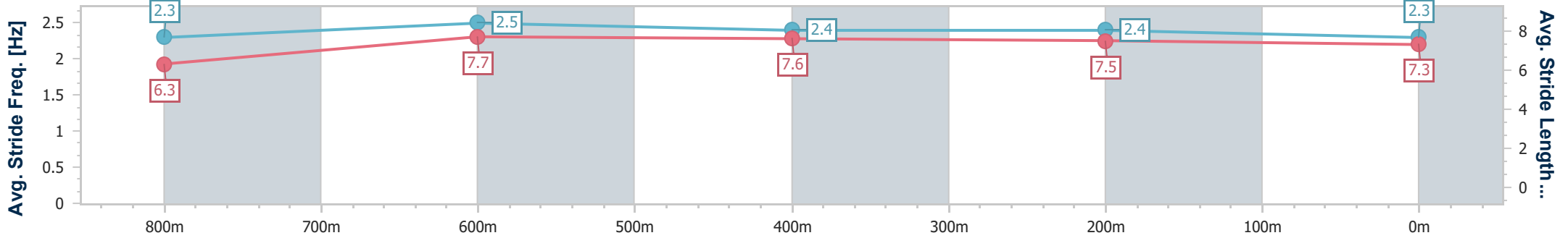
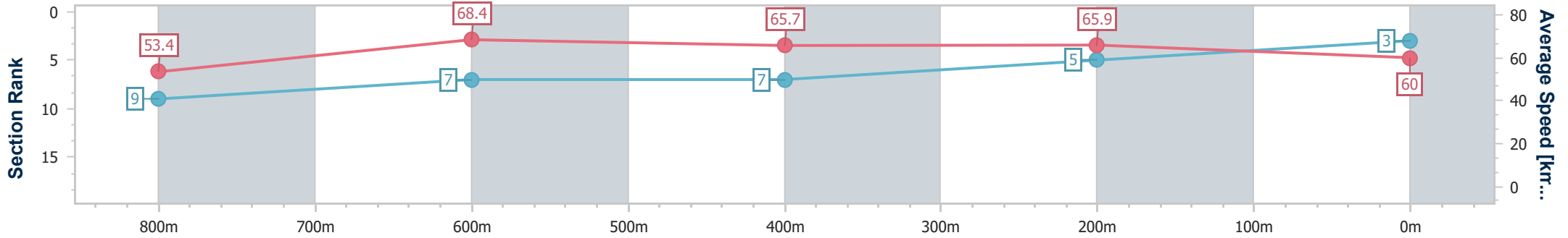
Sunshine Coast QLD Professional
 Race 3: FLYING START SYNDICATIONS QTIS Three-Year-Old
 Maiden Plate - 1000m



10 November 2024 - 13:51

Track Rating: Good 4, Weather: Overcast, Rail Position: +8m Entire

Section	Overall	800m	600m	400m	200m
Section Times	0:58.05 [3] (0:13.49)	0:44.56 [9] (0:10.61)	0:33.95 [7] (0:11.01)	0:22.94 [7] (0:10.91)	0:12.03 [5] (0:12.03)
Average Speed [km/h]	53.4	68.4	65.7	65.9	60.0
Top Speed [km/h]	69.1	69.2	66.9	67.2	63.9
Avg. Dist. to Rail [m]	7.5	2.2	0.9	3.4	4.6
Avg. Stride Freq. [Hz]	2.3	2.5	2.4	2.4	2.3
Avg. Stride Length [m]	6.3	7.7	7.6	7.5	7.3



- [] Ranking at each section and finish
- .-.- No data available at this section
- NA No data available



Horse/Jockey Name	Senorita Zeta
Final Rank	4
Fastest Section Time (Section)	0:10.64 (800m)
Top Speed [km/h] (Section)	70.2 (800m)
Race State	Finished



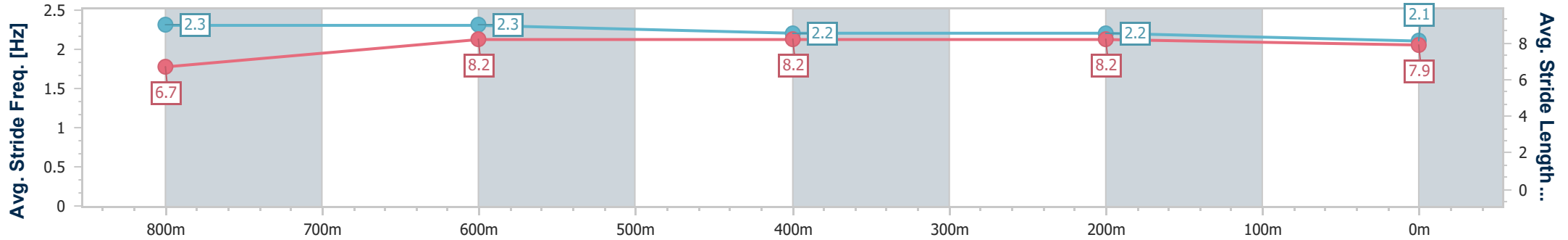
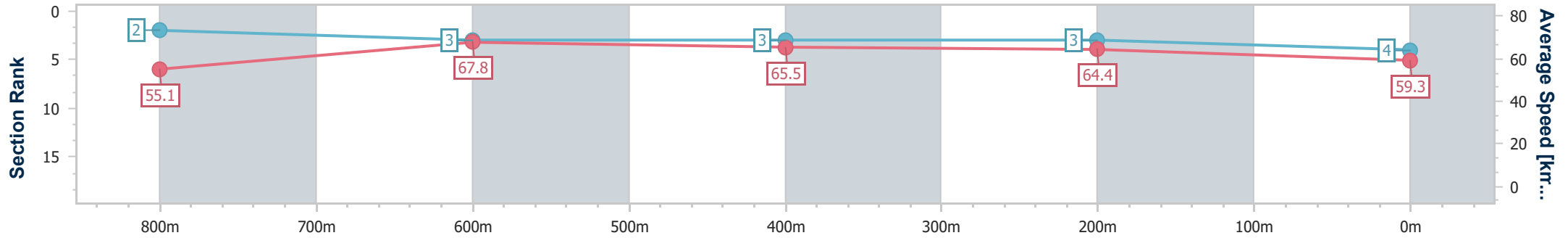
Sunshine Coast QLD Professional
 Race 3: FLYING START SYNDICATIONS QTIS Three-Year-Old
 Maiden Plate - 1000m



10 November 2024 - 13:51

Track Rating: Good 4, Weather: Overcast, Rail Position: +8m Entire

Section	Overall	800m	600m	400m	200m
Section Times	0:58.12 [4] (0:13.10)	0:45.02 [2] (0:10.64)	0:34.38 [3] (0:11.07)	0:23.31 [3] (0:11.16)	0:12.15 [3] (0:12.15)
Average Speed [km/h]	55.1	67.8	65.5	64.4	59.3
Top Speed [km/h]	70.0	70.2	66.3	66.8	62.3
Avg. Dist. to Rail [m]	2.5	1.7	0.6	0.4	1.1
Avg. Stride Freq. [Hz]	2.3	2.3	2.2	2.2	2.1
Avg. Stride Length [m]	6.7	8.2	8.2	8.2	7.9



- [] Ranking at each section and finish
- .-.- No data available at this section
- NA No data available



Horse/Jockey Name	Shedrivesabentley
Final Rank	5
Fastest Section Time (Section)	0:10.63 (800m)
Top Speed [km/h] (Section)	69.3 (800m)
Race State	Finished



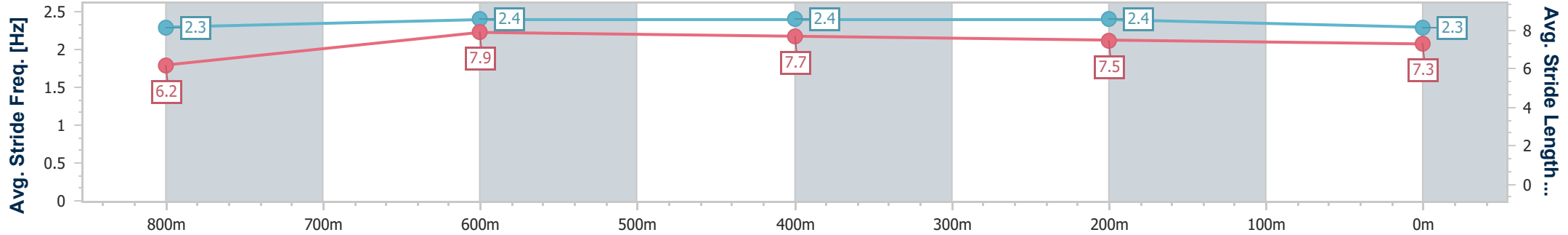
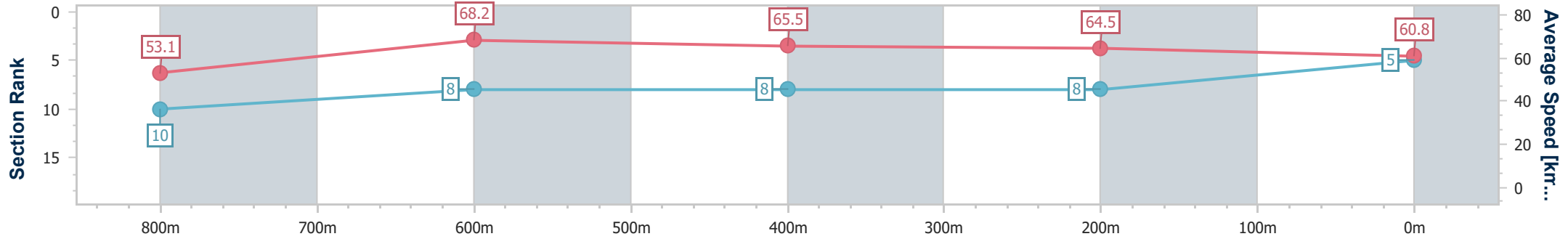
Sunshine Coast QLD Professional
Race 3: FLYING START SYNDICATIONS QTIS Three-Year-Old
Maiden Plate - 1000m



10 November 2024 - 13:51

Track Rating: Good 4, Weather: Overcast, Rail Position: +8m Entire

Section	Overall	800m	600m	400m	200m
Section Times	0:58.21 [5] (0:13.54)	0:44.67 [10] (0:10.63)	0:34.04 [8] (0:11.03)	0:23.01 [8] (0:11.16)	0:11.85 [8] (0:11.85)
Average Speed [km/h]	53.1	68.2	65.5	64.5	60.8
Top Speed [km/h]	68.8	69.3	66.8	65.2	63.2
Avg. Dist. to Rail [m]	3.3	1.5	0.8	0.6	2.1
Avg. Stride Freq. [Hz]	2.3	2.4	2.4	2.4	2.3
Avg. Stride Length [m]	6.2	7.9	7.7	7.5	7.3



- [] Ranking at each section and finish
- .-.- No data available at this section
- NA No data available



Horse/Jockey Name	Vienna Who
Final Rank	6
Fastest Section Time (Section)	0:10.61 (800m)
Top Speed [km/h] (Section)	70.7 (800m)
Race State	Finished



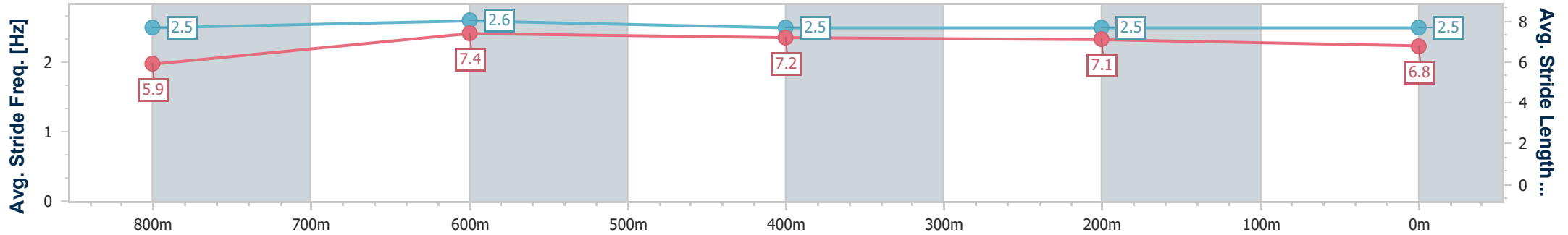
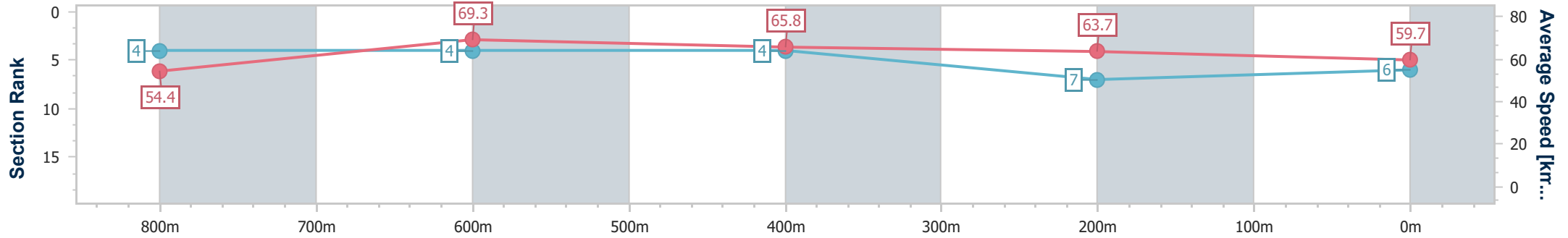
Sunshine Coast QLD Professional
 Race 3: FLYING START SYNDICATIONS QTIS Three-Year-Old
 Maiden Plate - 1000m



10 November 2024 - 13:51

Track Rating: Good 4, Weather: Overcast, Rail Position: +8m Entire

Section	Overall	800m	600m	400m	200m
Section Times	0:58.27 [6] (0:13.23)	0:45.04 [4] (0:10.61)	0:34.43 [4] (0:11.09)	0:23.34 [4] (0:11.28)	0:12.06 [7] (0:12.06)
Average Speed [km/h]	54.4	69.3	65.8	63.7	59.7
Top Speed [km/h]	70.4	70.7	67.4	65.3	61.9
Avg. Dist. to Rail [m]	12.0	5.2	2.5	4.6	7.6
Avg. Stride Freq. [Hz]	2.5	2.6	2.5	2.5	2.5
Avg. Stride Length [m]	5.9	7.4	7.2	7.1	6.8



- [] Ranking at each section and finish
- .-.- No data available at this section
- NA No data available



Horse/Jockey Name	Absinthe Cat
Final Rank	7
Fastest Section Time (Section)	0:10.55 (800m)
Top Speed [km/h] (Section)	70.6 (800m)
Race State	Finished



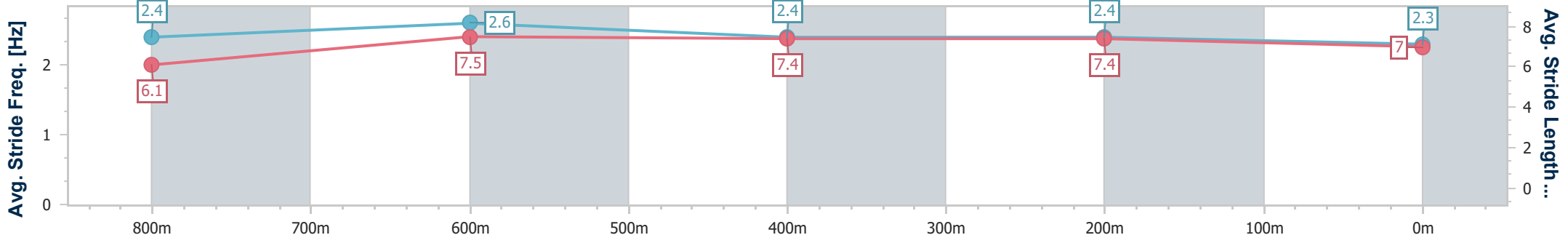
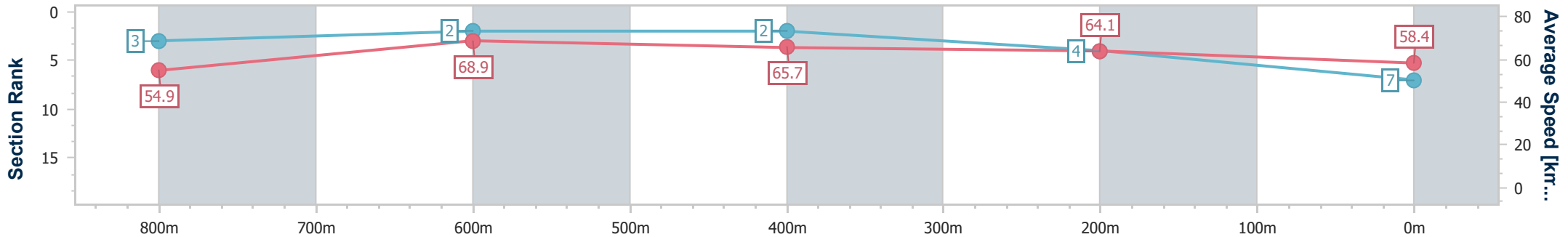
Sunshine Coast QLD Professional
 Race 3: FLYING START SYNDICATIONS QTIS Three-Year-Old
 Maiden Plate - 1000m



10 November 2024 - 13:51

Track Rating: Good 4, Weather: Overcast, Rail Position: +8m Entire

Section	Overall	800m	600m	400m	200m
Section Times	0:58.33 [7] (0:13.14)	0:45.19 [3] (0:10.55)	0:34.64 [2] (0:11.08)	0:23.56 [2] (0:11.24)	0:12.32 [4] (0:12.32)
Average Speed [km/h]	54.9	68.9	65.7	64.1	58.4
Top Speed [km/h]	70.3	70.6	68.0	66.4	62.5
Avg. Dist. to Rail [m]	5.0	2.7	2.2	4.1	6.1
Avg. Stride Freq. [Hz]	2.4	2.6	2.4	2.4	2.3
Avg. Stride Length [m]	6.1	7.5	7.4	7.4	7.0



- [] Ranking at each section and finish
- .-.- No data available at this section
- NA No data available



Horse/Jockey Name	Tapati
Final Rank	8
Fastest Section Time (Section)	0:10.64 (800m)
Top Speed [km/h] (Section)	70.0 (Overall)
Race State	Finished



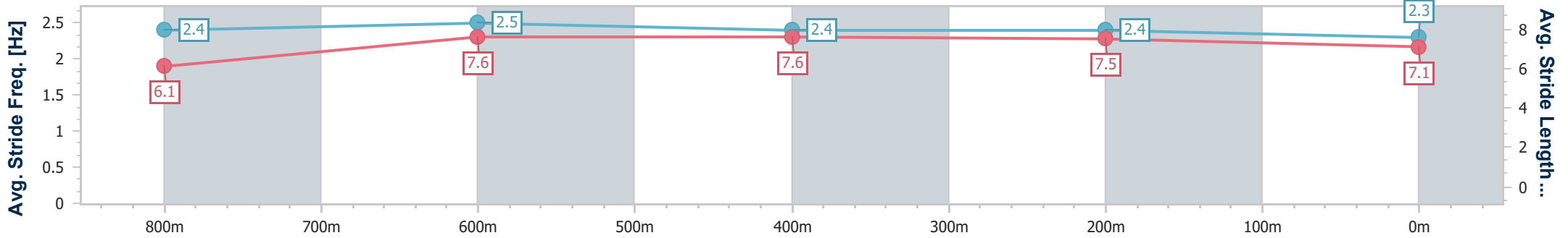
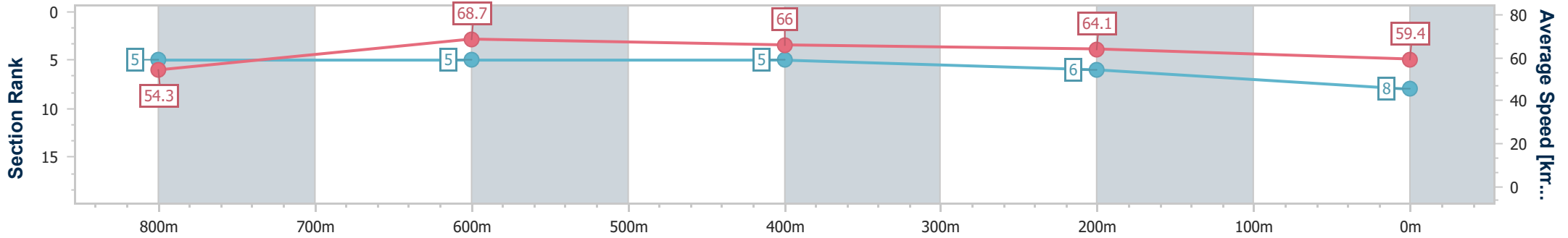
Sunshine Coast QLD Professional
 Race 3: FLYING START SYNDICATIONS QTIS Three-Year-Old
 Maiden Plate - 1000m



10 November 2024 - 13:51

Track Rating: Good 4, Weather: Overcast, Rail Position: +8m Entire

Section	Overall	800m	600m	400m	200m
Section Times	0:58.34 [8] (0:13.28)	0:45.06 [5] (0:10.64)	0:34.42 [5] (0:11.05)	0:23.37 [5] (0:11.22)	0:12.15 [6] (0:12.15)
Average Speed [km/h]	54.3	68.7	66.0	64.1	59.4
Top Speed [km/h]	70.0	69.7	67.3	65.5	62.4
Avg. Dist. to Rail [m]	7.1	3.5	2.4	5.4	6.2
Avg. Stride Freq. [Hz]	2.4	2.5	2.4	2.4	2.3
Avg. Stride Length [m]	6.1	7.6	7.6	7.5	7.1



- [] Ranking at each section and finish
- .-.- No data available at this section
- NA No data available



Horse/Jockey Name	Red Feather Boa
Final Rank	9
Fastest Section Time (Section)	0:10.83 (800m)
Top Speed [km/h] (Section)	67.6 (800m)
Race State	Finished



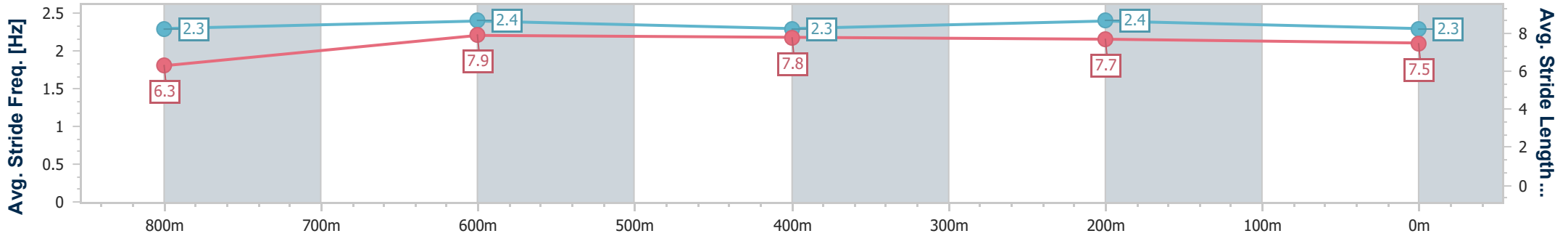
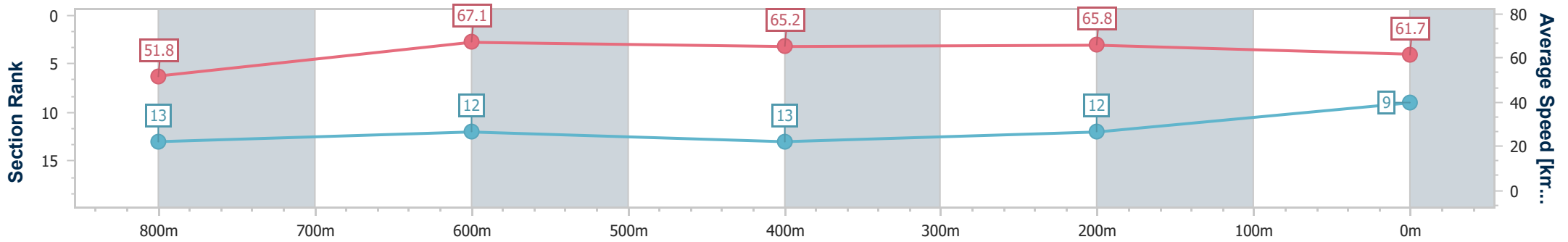
Sunshine Coast QLD Professional
Race 3: FLYING START SYNDICATIONS QTIS Three-Year-Old
Maiden Plate - 1000m



10 November 2024 - 13:51

Track Rating: Good 4, Weather: Overcast, Rail Position: +8m Entire

Section	Overall	800m	600m	400m	200m
Section Times	0:58.40 [9] (0:13.86)	0:44.54 [13] (0:10.83)	0:33.71 [12] (0:11.10)	0:22.61 [13] (0:10.95)	0:11.66 [12] (0:11.66)
Average Speed [km/h]	51.8	67.1	65.2	65.8	61.7
Top Speed [km/h]	67.1	67.6	66.4	66.7	64.4
Avg. Dist. to Rail [m]	5.9	1.8	1.5	1.2	1.0
Avg. Stride Freq. [Hz]	2.3	2.4	2.3	2.4	2.3
Avg. Stride Length [m]	6.3	7.9	7.8	7.7	7.5



- [] Ranking at each section and finish
- .-.- No data available at this section
- NA No data available



Horse/Jockey Name	Monfaretto
Final Rank	10
Fastest Section Time (Section)	0:10.86 (800m)
Top Speed [km/h] (Section)	67.4 (800m)
Race State	Finished



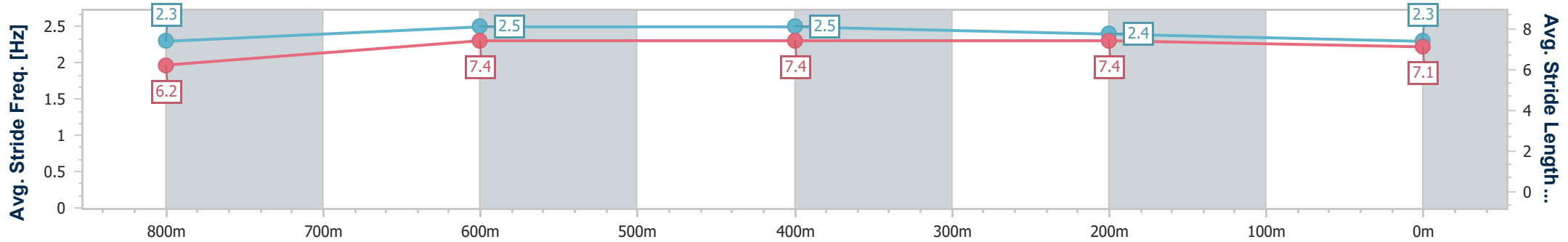
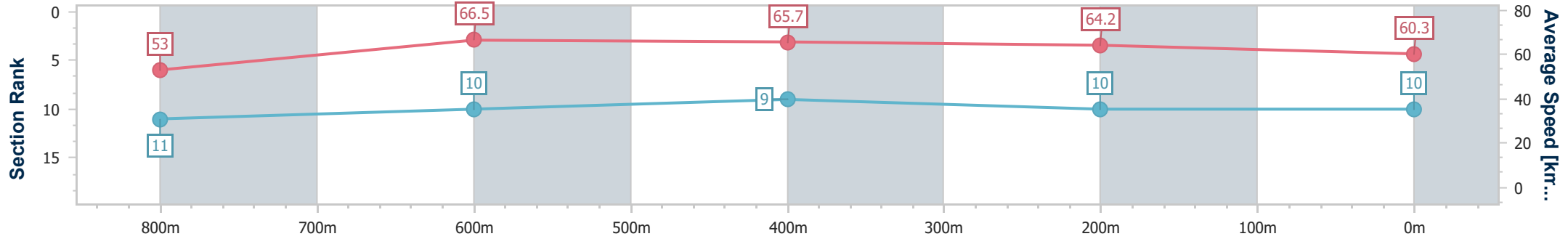
Sunshine Coast QLD Professional
 Race 3: FLYING START SYNDICATIONS QTIS Three-Year-Old
 Maiden Plate - 1000m



10 November 2024 - 13:51

Track Rating: Good 4, Weather: Overcast, Rail Position: +8m Entire

Section	Overall	800m	600m	400m	200m
Section Times	0:58.54 [10] (0:13.59)	0:44.95 [11] (0:10.86)	0:34.09 [10] (0:10.96)	0:23.13 [9] (0:11.24)	0:11.89 [10] (0:11.89)
Average Speed [km/h]	53.0	66.5	65.7	64.2	60.3
Top Speed [km/h]	66.8	67.4	66.6	65.5	63.3
Avg. Dist. to Rail [m]	5.4	2.1	0.7	1.7	2.1
Avg. Stride Freq. [Hz]	2.3	2.5	2.5	2.4	2.3
Avg. Stride Length [m]	6.2	7.4	7.4	7.4	7.1



- [] Ranking at each section and finish
- .-.- No data available at this section
- NA No data available



Horse/Jockey Name	Skorpios Isle
Final Rank	11
Fastest Section Time (Section)	0:10.91 (400m)
Top Speed [km/h] (Section)	67.8 (400m)
Race State	Finished



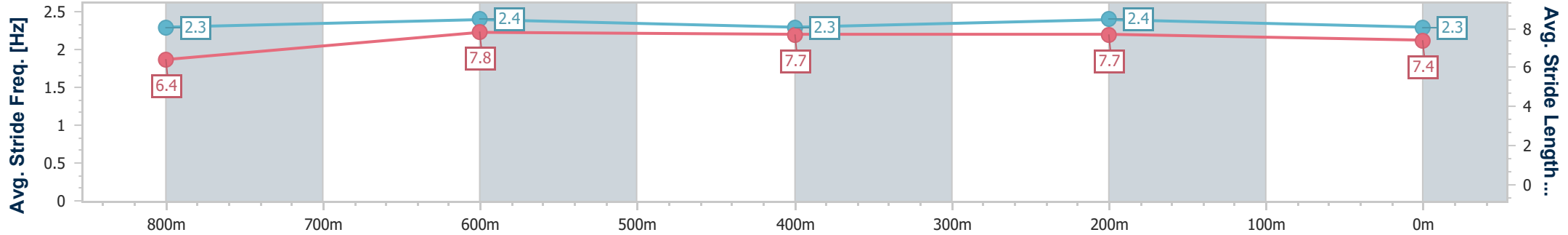
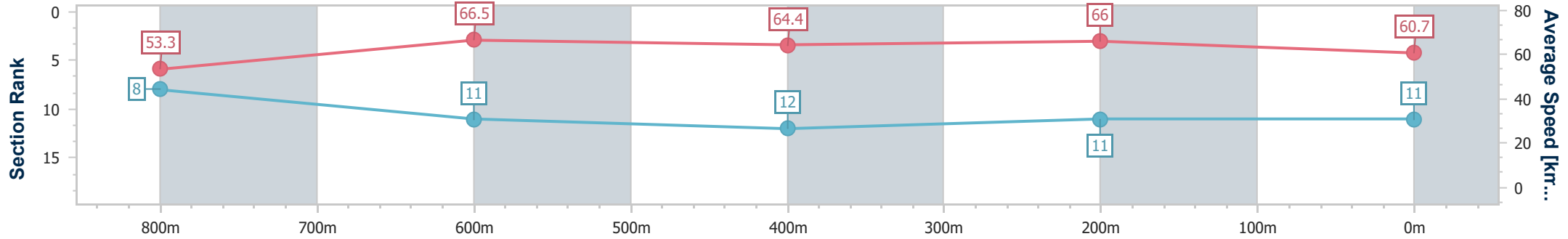
Sunshine Coast QLD Professional
 Race 3: FLYING START SYNDICATIONS QTIS Three-Year-Old
 Maiden Plate - 1000m



10 November 2024 - 13:51

Track Rating: Good 4, Weather: Overcast, Rail Position: +8m Entire

Section	Overall	800m	600m	400m	200m
Section Times	0:58.57 [11] (0:13.49)	0:45.08 [8] (0:10.98)	0:34.10 [11] (0:11.30)	0:22.80 [12] (0:10.91)	0:11.89 [11] (0:11.89)
Average Speed [km/h]	53.3	66.5	64.4	66.0	60.7
Top Speed [km/h]	67.4	67.4	66.2	67.8	65.2
Avg. Dist. to Rail [m]	10.2	3.9	1.8	5.0	6.4
Avg. Stride Freq. [Hz]	2.3	2.4	2.3	2.4	2.3
Avg. Stride Length [m]	6.4	7.8	7.7	7.7	7.4



- [] Ranking at each section and finish
- .-.- No data available at this section
- NA No data available



Horse/Jockey Name	Private Showtime
Final Rank	12
Fastest Section Time (Section)	0:10.92 (800m)
Top Speed [km/h] (Section)	68.8 (600m)
Race State	Finished



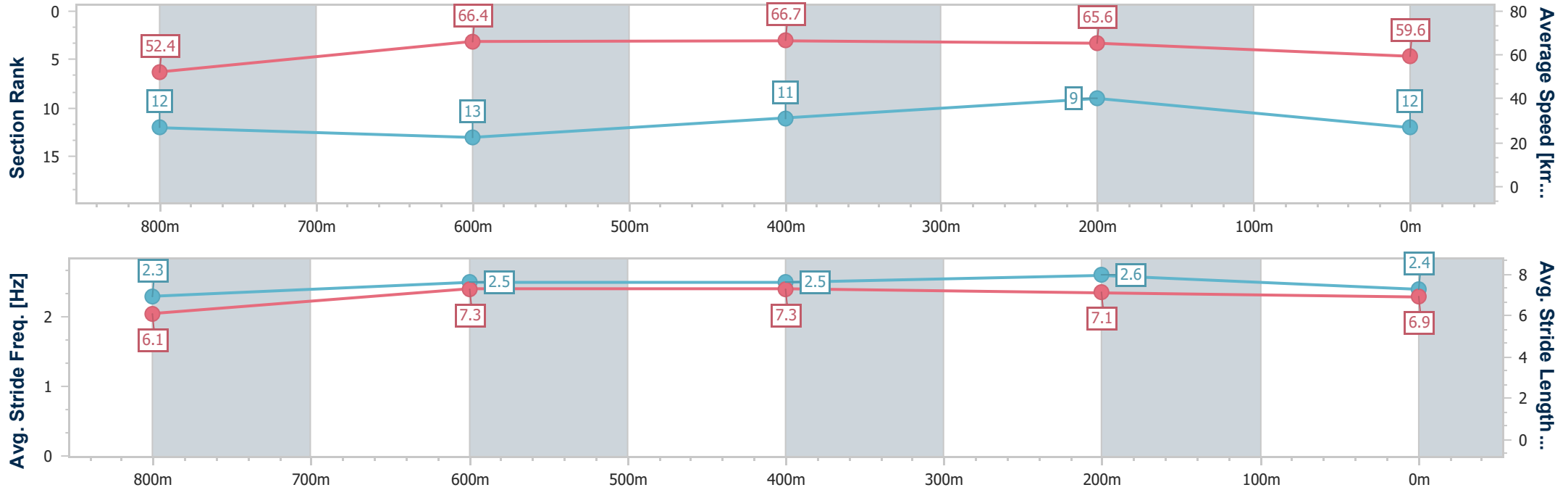
Sunshine Coast QLD Professional
Race 3: FLYING START SYNDICATIONS QTIS Three-Year-Old
Maiden Plate - 1000m



10 November 2024 - 13:51

Track Rating: Good 4, Weather: Overcast, Rail Position: +8m Entire

Section	Overall	800m	600m	400m	200m
Section Times	0:58.69 [12] (0:13.78)	0:44.91 [12] (0:10.92)	0:33.99 [13] (0:10.98)	0:23.01 [11] (0:10.94)	0:12.07 [9] (0:12.07)
Average Speed [km/h]	52.4	66.4	66.7	65.6	59.6
Top Speed [km/h]	67.4	67.1	68.8	68.4	64.0
Avg. Dist. to Rail [m]	6.9	2.8	2.4	5.7	7.6
Avg. Stride Freq. [Hz]	2.3	2.5	2.5	2.6	2.4
Avg. Stride Length [m]	6.1	7.3	7.3	7.1	6.9



- [] Ranking at each section and finish
- .-.- No data available at this section
- NA No data available



Horse/Jockey Name	Leucaena
Final Rank	13
Fastest Section Time (Section)	0:10.97 (800m)
Top Speed [km/h] (Section)	67.7 (800m)
Race State	Finished



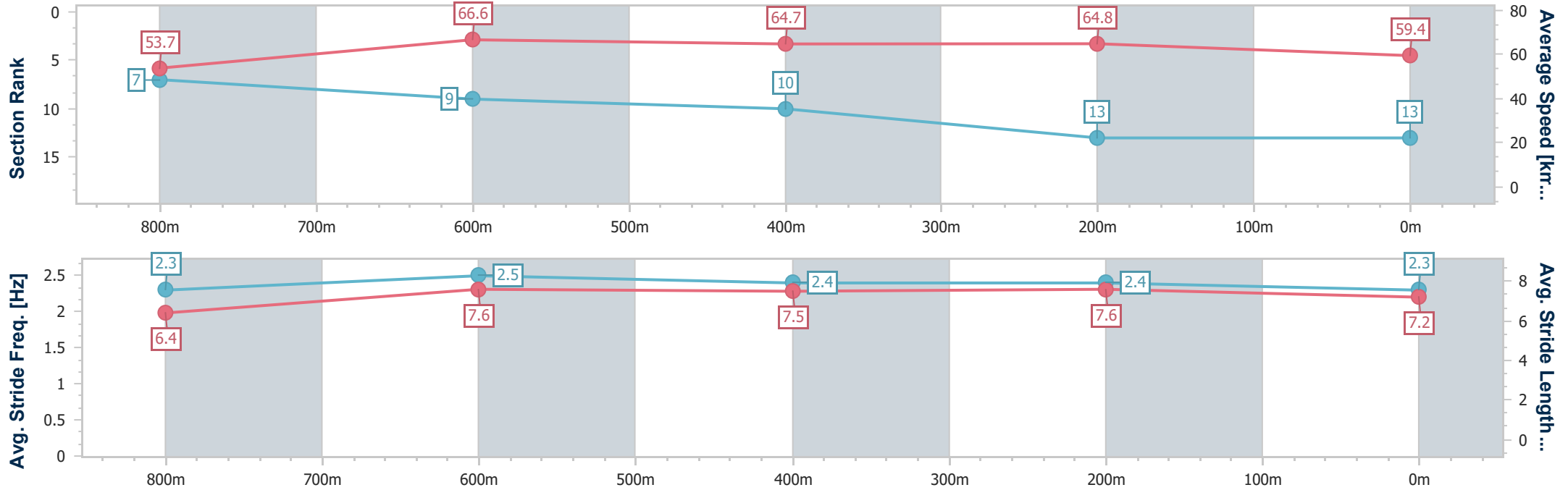
Sunshine Coast QLD Professional
 Race 3: FLYING START SYNDICATIONS QTIS Three-Year-Old
 Maiden Plate - 1000m



10 November 2024 - 13:51

Track Rating: Good 4, Weather: Overcast, Rail Position: +8m Entire

Section	Overall	800m	600m	400m	200m
Section Times	0:58.87 [13] (0:13.42)	0:45.45 [7] (0:10.97)	0:34.48 [9] (0:11.23)	0:23.25 [10] (0:11.13)	0:12.12 [13] (0:12.12)
Average Speed [km/h]	53.7	66.6	64.7	64.8	59.4
Top Speed [km/h]	67.5	67.7	65.8	65.8	63.2
Avg. Dist. to Rail [m]	9.7	4.5	1.4	2.5	3.8
Avg. Stride Freq. [Hz]	2.3	2.5	2.4	2.4	2.3
Avg. Stride Length [m]	6.4	7.6	7.5	7.6	7.2



- [] Ranking at each section and finish
- .-.- No data available at this section
- NA No data available



Sunshine Coast QLD Professional

Race 4: BOSS BUILDING MAINTENANCE BENCHMARK 65 Handicap - 1000m



10 November 2024 - 14:26

Track Rating: Good 4, Weather: Overcast, Rail Position: +8m Entire

Section										Last 600m			
Field Times		Overall	800m	600m	400m	200m							
		0:57.32 (0:13.11)	0:44.21 (0:10.68)	0:33.53 (0:11.08)	0:22.45 (0:10.88)	0:11.57 (0:11.57)	0:33.53						
Rank	TAB	Horse/Jockey	Barrier	Top Speed [km/h]	Fastest Section	Overall	800m	600m	400m	200m	Margin	Last 600m	Distance Travelled [m]
1	1	DIVINE OKAY	3	69.6	0:10.65	0:57.32 [1]	0:43.86 [6]	0:33.21 [6]	0:22.21 [6]	0:11.41 [5]	0:57.32	0:33.21	
		Rob Thorburn		Overall	800m	(0:13.46)	(0:10.65)	(0:11.00)	(0:10.80)	(0:11.41)			
2	3	CHAKRA BOY	2	70.0	0:10.63	0:57.35 [2]	0:44.14 [3]	0:33.51 [2]	0:22.41 [2]	0:11.60 [1]	0.1L	0:33.51	+4
		Corey Sutherland		800m	800m	(0:13.21)	(0:10.63)	(0:11.10)	(0:10.81)	(0:11.60)			
3	12	PINK THUNDER	1	69.1	0:10.81	0:57.53 [3]	0:44.42 [1]	0:33.57 [3]	0:22.50 [5]	0:11.69 [3]	1.1L	0:33.57	+1
		Emily Lang		Overall	400m	(0:13.11)	(0:10.85)	(0:11.07)	(0:10.81)	(0:11.69)			
4	7	TOKYO SINS	5	68.9	0:10.63	0:57.78 [4]	0:44.44 [4]	0:33.81 [4]	0:22.78 [4]	0:11.91 [4]	2.4L	0:33.81	+3
		Olivia Kendal		800m	800m	(0:13.34)	(0:10.63)	(0:11.03)	(0:10.87)	(0:11.91)			
5	8	I AM CAVIAR	4	70.6	0:10.59	0:57.86 [5]	0:44.66 [2]	0:34.07 [1]	0:22.99 [1]	0:12.03 [2]	2.7L	0:34.07	-2
		Angela Jones		Overall	800m	(0:13.20)	(0:10.59)	(0:11.08)	(0:10.96)	(0:12.03)			
6	11	ARTIE PANTZ	8	69.3	0:10.56	0:58.05 [6]	0:44.43 [7]	0:33.87 [7]	0:22.86 [7]	0:12.10 [7]	3.7L	0:33.87	+4
		Damien Thornton		800m	800m	(0:13.62)	(0:10.56)	(0:11.01)	(0:10.76)	(0:12.10)			
7	6	GYPSY TRICKS	6	69.4	0:10.56	0:58.54 [7]	0:45.13 [5]	0:34.57 [5]	0:23.59 [3]	0:12.63 [5]	6.5L	0:34.57	+3
		Jace McMurray		800m	800m	(0:13.41)	(0:10.56)	(0:10.98)	(0:10.96)	(0:12.63)			
8	13	BAT PAD	7	69.9	0:10.69	0:58.84 [8]	0:45.20 [8]	0:34.51 [8]	0:23.17 [8]	0:11.95 [8]	8.3L	0:34.51	+3
		Dale Smith		800m	800m	(0:13.64)	(0:10.69)	(0:11.34)	(0:11.22)	(0:11.95)			

Scratched: Rustic Boom (#4), Sergeant Hulka (#5), Invinovich (#2), Mr Encore (#9), Thankyou Henry (#10)

[] Ranking at each section and finish
 -:-:- No data available at this section
 NA No data available

SCN Saddle cloth number
 DNF Did not finish
 DNT Did not track



Horse/Jockey Name	Divine Okay
Final Rank	1
Fastest Section Time (Section)	0:10.65 (800m)
Top Speed [km/h] (Section)	69.6 (Overall)
Race State	Finished



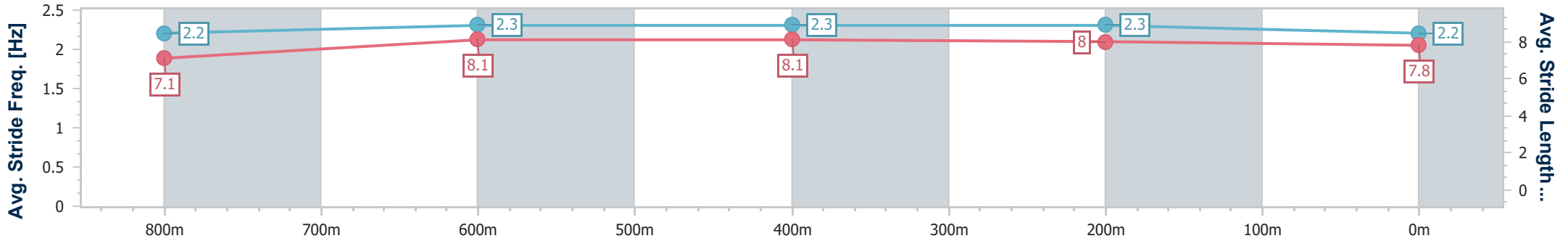
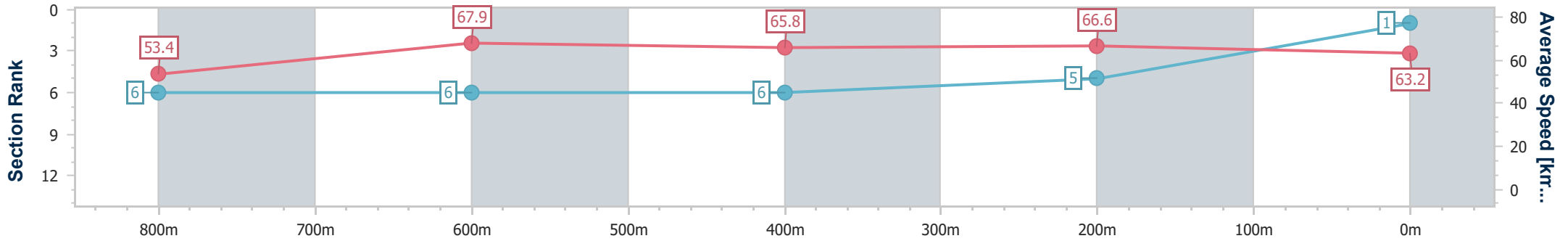
Sunshine Coast QLD Professional
 Race 4: BOSS BUILDING MAINTENANCE BENCHMARK 65
 Handicap - 1000m



10 November 2024 - 14:26

Track Rating: Good 4, Weather: Overcast, Rail Position: +8m Entire

Section	Overall	800m	600m	400m	200m
Section Times	0:57.32 [1] (0:13.46)	0:43.86 [6] (0:10.65)	0:33.21 [6] (0:11.00)	0:22.21 [6] (0:10.80)	0:11.41 [5] (0:11.41)
Average Speed [km/h]	53.4	67.9	65.8	66.6	63.2
Top Speed [km/h]	69.6	69.3	67.4	67.5	66.4
Avg. Dist. to Rail [m]	3.0	1.3	0.9	1.3	2.2
Avg. Stride Freq. [Hz]	2.2	2.3	2.3	2.3	2.2
Avg. Stride Length [m]	7.1	8.1	8.1	8.0	7.8



- [] Ranking at each section and finish
- .-.- No data available at this section
- NA No data available



Horse/Jockey Name	Chakra Boy
Final Rank	2
Fastest Section Time (Section)	0:10.63 (800m)
Top Speed [km/h] (Section)	70.0 (800m)
Race State	Finished



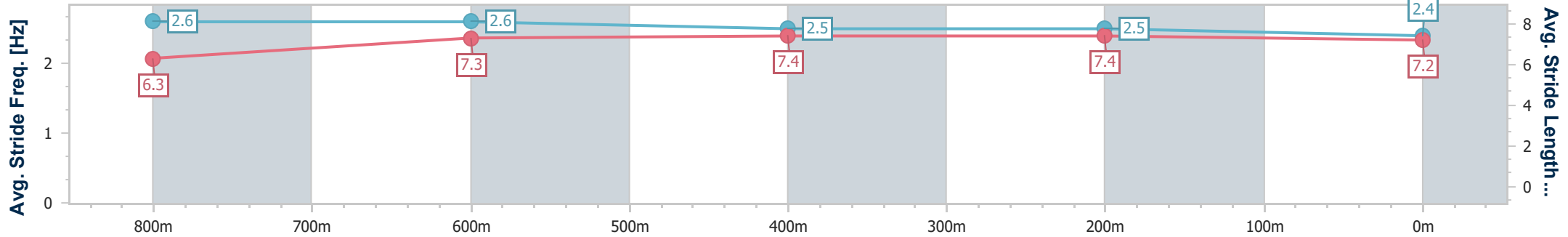
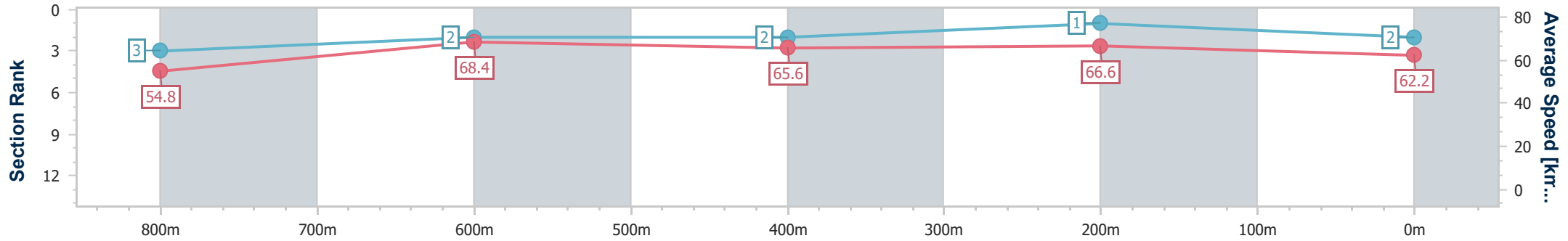
Sunshine Coast QLD Professional
 Race 4: BOSS BUILDING MAINTENANCE BENCHMARK 65
 Handicap - 1000m



10 November 2024 - 14:26

Track Rating: Good 4, Weather: Overcast, Rail Position: +8m Entire

Section	Overall	800m	600m	400m	200m
Section Times	0:57.35 [2] (0:13.21)	0:44.14 [3] (0:10.63)	0:33.51 [2] (0:11.10)	0:22.41 [2] (0:10.81)	0:11.60 [1] (0:11.60)
Average Speed [km/h]	54.8	68.4	65.6	66.6	62.2
Top Speed [km/h]	69.0	70.0	66.9	68.4	64.3
Avg. Dist. to Rail [m]	2.0	2.1	2.5	3.4	5.6
Avg. Stride Freq. [Hz]	2.6	2.6	2.5	2.5	2.4
Avg. Stride Length [m]	6.3	7.3	7.4	7.4	7.2



- [] Ranking at each section and finish
- .-.- No data available at this section
- NA No data available



Horse/Jockey Name	Pink Thunder
Final Rank	3
Fastest Section Time (Section)	0:10.81 (400m)
Top Speed [km/h] (Section)	69.1 (Overall)
Race State	Finished



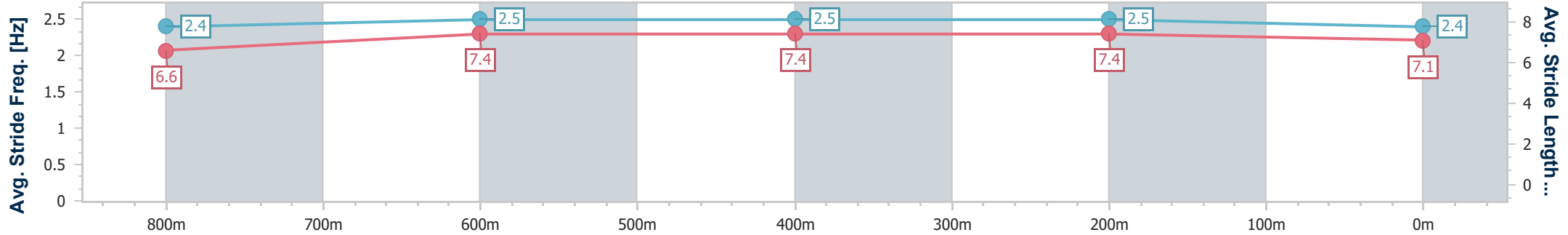
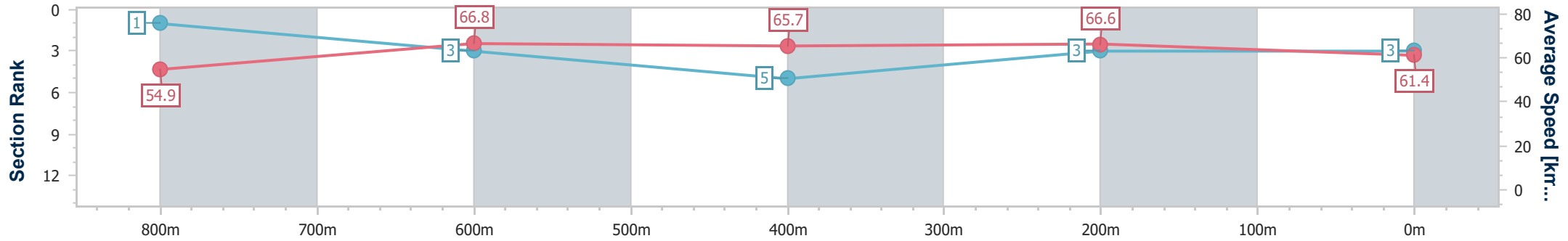
Sunshine Coast QLD Professional
 Race 4: BOSS BUILDING MAINTENANCE BENCHMARK 65
 Handicap - 1000m



10 November 2024 - 14:26

Track Rating: Good 4, Weather: Overcast, Rail Position: +8m Entire

Section	Overall	800m	600m	400m	200m
Section Times	0:57.53 [3] (0:13.11)	0:44.42 [1] (0:10.85)	0:33.57 [3] (0:11.07)	0:22.50 [5] (0:10.81)	0:11.69 [3] (0:11.69)
Average Speed [km/h]	54.9	66.8	65.7	66.6	61.4
Top Speed [km/h]	69.1	68.1	66.7	67.4	65.5
Avg. Dist. to Rail [m]	1.9	1.8	1.3	1.1	1.3
Avg. Stride Freq. [Hz]	2.4	2.5	2.5	2.5	2.4
Avg. Stride Length [m]	6.6	7.4	7.4	7.4	7.1



- [] Ranking at each section and finish
- .-.- No data available at this section
- NA No data available



Horse/Jockey Name	Tokyo Sins
Final Rank	4
Fastest Section Time (Section)	0:10.63 (800m)
Top Speed [km/h] (Section)	68.9 (800m)
Race State	Finished



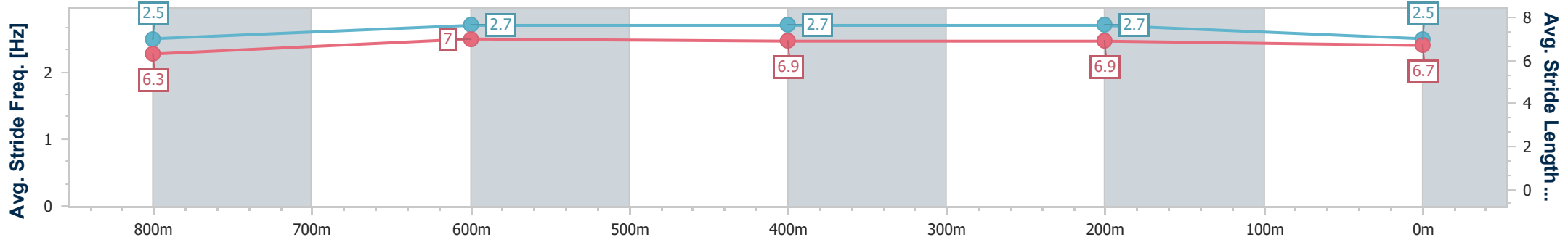
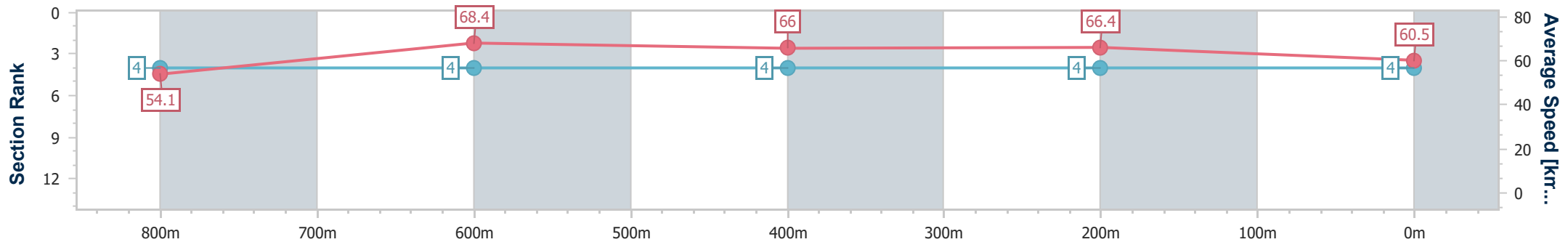
Sunshine Coast QLD Professional
 Race 4: BOSS BUILDING MAINTENANCE BENCHMARK 65
 Handicap - 1000m



10 November 2024 - 14:26

Track Rating: Good 4, Weather: Overcast, Rail Position: +8m Entire

Section	Overall	800m	600m	400m	200m
Section Times	0:57.78 [4] (0:13.34)	0:44.44 [4] (0:10.63)	0:33.81 [4] (0:11.03)	0:22.78 [4] (0:10.87)	0:11.91 [4] (0:11.91)
Average Speed [km/h]	54.1	68.4	66.0	66.4	60.5
Top Speed [km/h]	68.5	68.9	68.4	66.8	64.4
Avg. Dist. to Rail [m]	5.1	3.0	2.2	3.4	4.3
Avg. Stride Freq. [Hz]	2.5	2.7	2.7	2.7	2.5
Avg. Stride Length [m]	6.3	7.0	6.9	6.9	6.7



- [] Ranking at each section and finish
- .-.- No data available at this section
- NA No data available



Horse/Jockey Name	I Am Caviar
Final Rank	5
Fastest Section Time (Section)	0:10.59 (800m)
Top Speed [km/h] (Section)	70.6 (Overall)
Race State	Finished



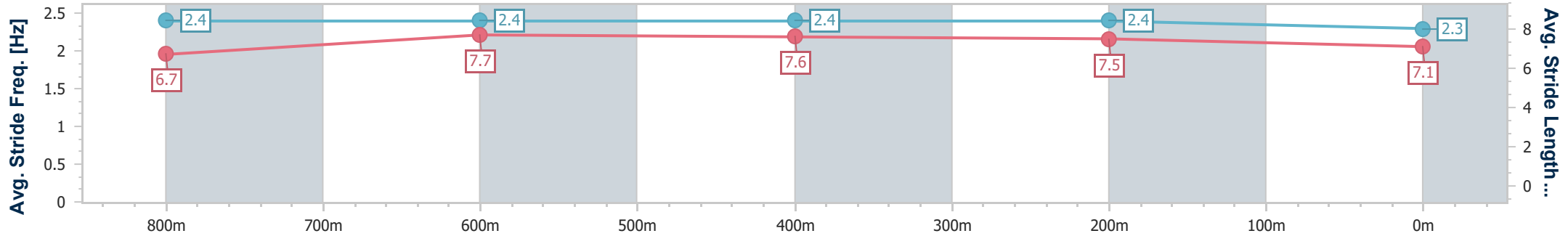
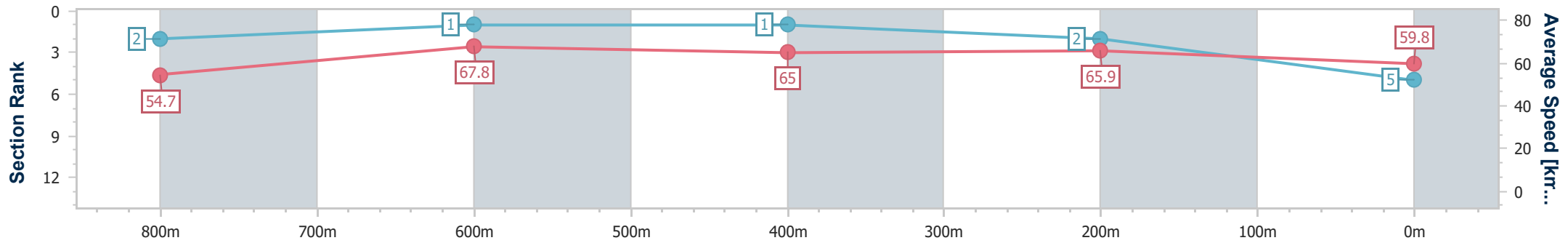
Sunshine Coast QLD Professional
 Race 4: BOSS BUILDING MAINTENANCE BENCHMARK 65
 Handicap - 1000m



10 November 2024 - 14:26

Track Rating: Good 4, Weather: Overcast, Rail Position: +8m Entire

Section	Overall	800m	600m	400m	200m
Section Times	0:57.86 [5] (0:13.20)	0:44.66 [2] (0:10.59)	0:34.07 [1] (0:11.08)	0:22.99 [1] (0:10.96)	0:12.03 [2] (0:12.03)
Average Speed [km/h]	54.7	67.8	65.0	65.9	59.8
Top Speed [km/h]	70.6	69.6	67.0	67.2	64.8
Avg. Dist. to Rail [m]	2.4	0.9	0.4	0.2	0.8
Avg. Stride Freq. [Hz]	2.4	2.4	2.4	2.4	2.3
Avg. Stride Length [m]	6.7	7.7	7.6	7.5	7.1



- [] Ranking at each section and finish
- .-.- No data available at this section
- NA No data available



Horse/Jockey Name	Artie Pantz
Final Rank	6
Fastest Section Time (Section)	0:10.56 (800m)
Top Speed [km/h] (Section)	69.3 (800m)
Race State	Finished



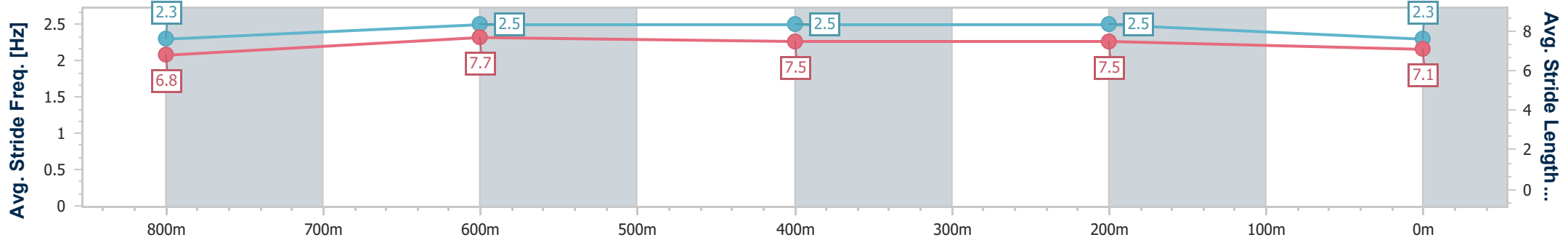
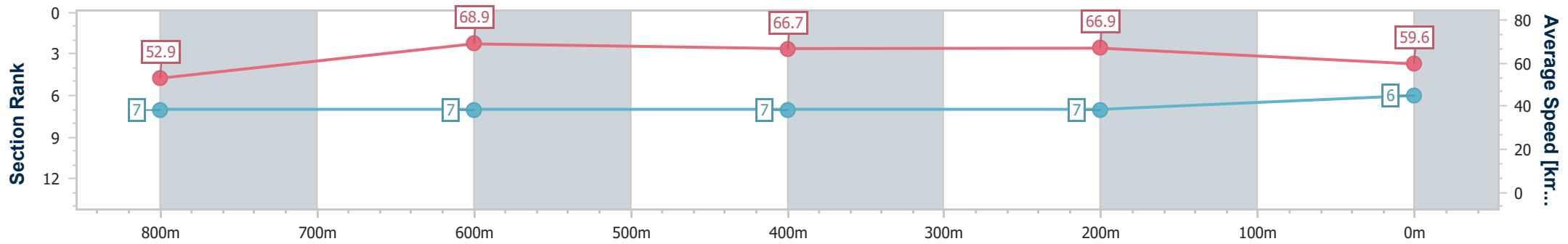
Sunshine Coast QLD Professional
Race 4: BOSS BUILDING MAINTENANCE BENCHMARK 65
Handicap - 1000m



10 November 2024 - 14:26

Track Rating: Good 4, Weather: Overcast, Rail Position: +8m Entire

Section	Overall	800m	600m	400m	200m
Section Times	0:58.05 [6] (0:13.62)	0:44.43 [7] (0:10.56)	0:33.87 [7] (0:11.01)	0:22.86 [7] (0:10.76)	0:12.10 [7] (0:12.10)
Average Speed [km/h]	52.9	68.9	66.7	66.9	59.6
Top Speed [km/h]	68.5	69.3	68.4	68.7	63.9
Avg. Dist. to Rail [m]	7.3	2.9	3.4	6.1	6.6
Avg. Stride Freq. [Hz]	2.3	2.5	2.5	2.5	2.3
Avg. Stride Length [m]	6.8	7.7	7.5	7.5	7.1



- [] Ranking at each section and finish
- .-.- No data available at this section
- NA No data available



Horse/Jockey Name	Gypsy Tricks
Final Rank	7
Fastest Section Time (Section)	0:10.56 (800m)
Top Speed [km/h] (Section)	69.4 (800m)
Race State	Finished



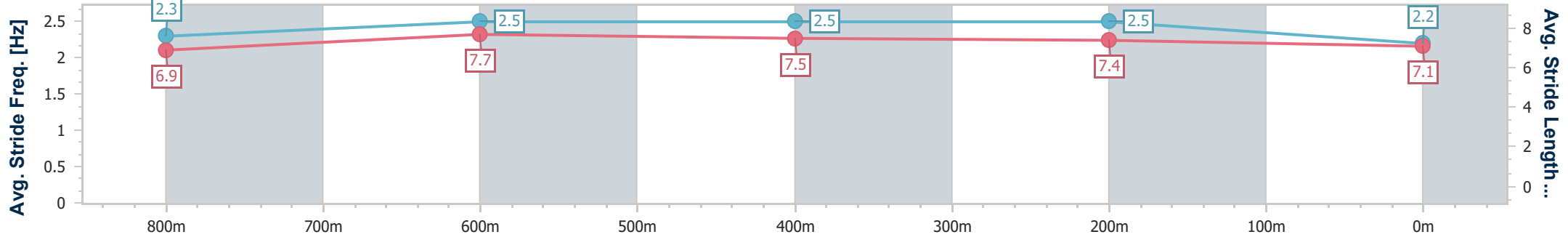
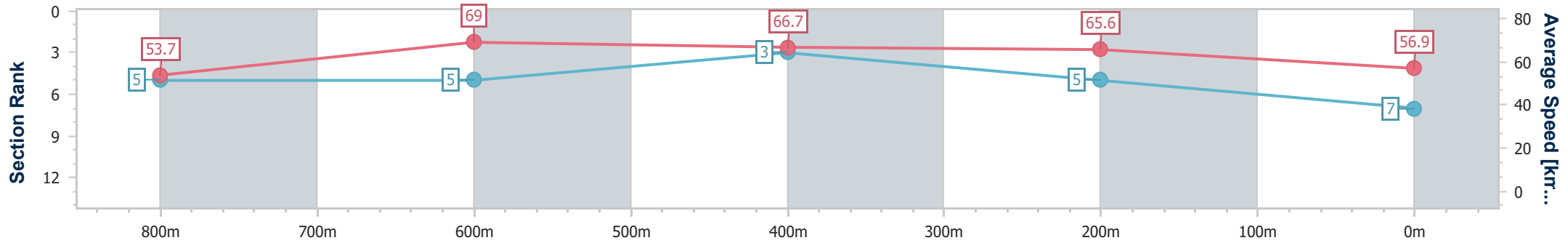
Sunshine Coast QLD Professional
 Race 4: BOSS BUILDING MAINTENANCE BENCHMARK 65
 Handicap - 1000m



10 November 2024 - 14:26

Track Rating: Good 4, Weather: Overcast, Rail Position: +8m Entire

Section	Overall	800m	600m	400m	200m
Section Times	0:58.54 [7] (0:13.41)	0:45.13 [5] (0:10.56)	0:34.57 [5] (0:10.98)	0:23.59 [3] (0:10.96)	0:12.63 [5] (0:12.63)
Average Speed [km/h]	53.7	69.0	66.7	65.6	56.9
Top Speed [km/h]	69.4	69.4	68.0	67.2	62.6
Avg. Dist. to Rail [m]	5.3	2.9	2.9	5.4	5.4
Avg. Stride Freq. [Hz]	2.3	2.5	2.5	2.5	2.2
Avg. Stride Length [m]	6.9	7.7	7.5	7.4	7.1



- [] Ranking at each section and finish
- .-.- No data available at this section
- NA No data available



Horse/Jockey Name	Bat Pad
Final Rank	8
Fastest Section Time (Section)	0:10.69 (800m)
Top Speed [km/h] (Section)	69.9 (800m)
Race State	Finished



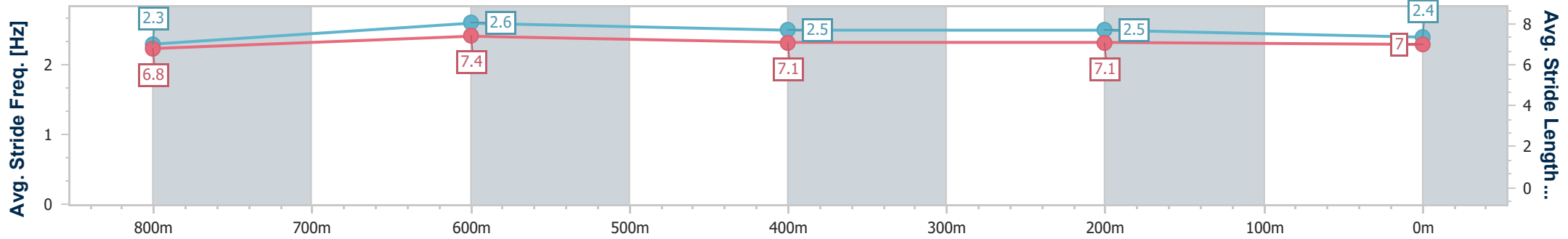
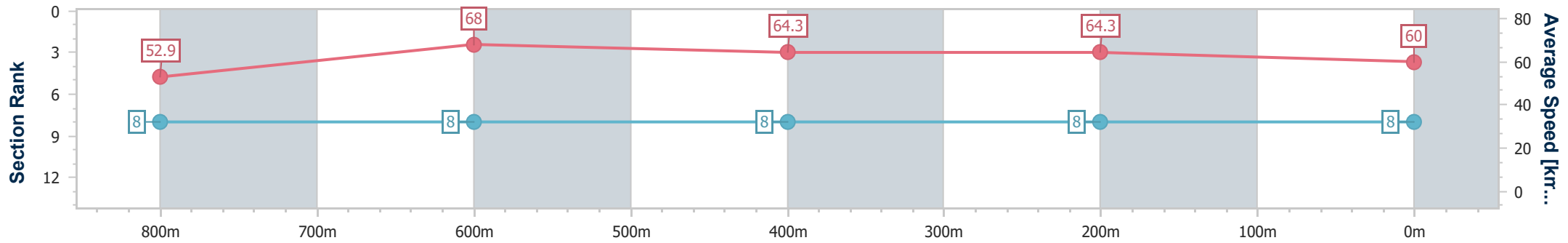
Sunshine Coast QLD Professional
 Race 4: BOSS BUILDING MAINTENANCE BENCHMARK 65
 Handicap - 1000m



10 November 2024 - 14:26

Track Rating: Good 4, Weather: Overcast, Rail Position: +8m Entire

Section	Overall	800m	600m	400m	200m
Section Times	0:58.84 [8] (0:13.64)	0:45.20 [8] (0:10.69)	0:34.51 [8] (0:11.34)	0:23.17 [8] (0:11.22)	0:11.95 [8] (0:11.95)
Average Speed [km/h]	52.9	68.0	64.3	64.3	60.0
Top Speed [km/h]	69.1	69.9	67.0	66.0	62.7
Avg. Dist. to Rail [m]	6.2	2.9	1.9	3.1	2.8
Avg. Stride Freq. [Hz]	2.3	2.6	2.5	2.5	2.4
Avg. Stride Length [m]	6.8	7.4	7.1	7.1	7.0



- [] Ranking at each section and finish
- .-.- No data available at this section
- NA No data available



Sunshine Coast QLD Professional

Race 5: STREETER INDUSTRIES BENCHMARK 65 Handicap - 1800m

10 November 2024 - 15:02



Track Rating: Good 4, Weather: Overcast, Rail Position: +8m Entire

Section		Field Times												
		Overall	1600m	1400m	1200m	1000m	800m	600m	Last 600m					
		1:51.36 (0:13.88)	1:37.48 (0:11.97)	1:25.51 (0:12.30)	1:13.21 (0:12.88)	1:00.33 (0:12.59)	0:47.74 (0:12.03)	0:35.71 (0:11.92)	0:35.71					
Rank	TAB	Horse/Jockey	Barrier	Top Speed [km/h]	Fastest Section								Distance Travelled [m]	
1	5	WANDA'S OUTLAW Ron Stewart	5	63.6 400m	0:11.44 400m	1:51.36 [1] (0:14.47)	1:36.89 [6] (0:12.11)	1:24.78 [6] (0:12.28)	1:12.50 [6] (0:12.74)	0:59.76 [6] (0:12.67)	0:47.09 [6] (0:11.99)	0:35.10 [6] (0:11.61)	0:35.10	
2	2	ULTIMATE OUTCOME Jace McMurray	10	65.5 400m	0:11.20 400m	1:51.55 [2] (0:15.36)	1:36.19 [10] (0:11.98)	1:24.21 [10] (0:12.27)	1:11.94 [10] (0:12.75)	0:59.19 [10] (0:12.73)	0:46.46 [10] (0:11.76)	0:34.70 [10] (0:11.48)	0:34.70	-4
3	12	NITROGLYCERINE Nikita Beriman	8	63.8 600m	0:11.51 600m	1:51.59 [3] (0:15.03)	1:36.56 [9] (0:11.96)	1:24.60 [9] (0:12.36)	1:12.24 [9] (0:12.64)	0:59.60 [9] (0:12.49)	0:47.11 [7] (0:11.98)	0:35.13 [8] (0:11.51)	0:35.13	-6
4	13	GINASUE Sean Cormack	4	64.3 600m	0:11.44 400m	1:51.68 [4] (0:14.74)	1:36.94 [7] (0:12.02)	1:24.92 [7] (0:12.34)	1:12.58 [7] (0:12.72)	0:59.86 [7] (0:12.68)	0:47.18 [8] (0:11.98)	0:35.20 [9] (0:11.61)	0:35.20	+1
5	4	TIME TO TESTIFY Mark Du Plessis	6	63.6 600m	0:11.63 600m	1:51.80 [5] (0:14.22)	1:37.58 [3] (0:12.02)	1:25.56 [4] (0:12.28)	1:13.28 [3] (0:12.78)	1:00.50 [4] (0:12.66)	0:47.84 [4] (0:12.08)	0:35.76 [4] (0:11.63)	0:35.76	+0
6	11	HEREDITARY Angela Jones	9	64.0 400m	0:11.42 400m	1:51.85 [6] (0:14.79)	1:37.06 [8] (0:12.11)	1:24.95 [8] (0:12.34)	1:12.61 [8] (0:12.61)	1:00.00 [8] (0:12.67)	0:47.33 [9] (0:11.91)	0:35.42 [7] (0:11.68)	0:35.42	+3
7	10	CHANCE WITH WOLVES Dale Smith	2	64.7 600m	0:11.58 600m	1:51.96 [7] (0:14.34)	1:37.62 [5] (0:12.07)	1:25.55 [5] (0:12.41)	1:13.14 [5] (0:12.72)	1:00.42 [5] (0:12.67)	0:47.75 [5] (0:12.01)	0:35.74 [5] (0:11.58)	0:35.74	-5
8	6	APERITIVO Justin Stanley	1	62.4 400m	0:11.74 400m	1:52.36 [8] (0:14.18)	1:38.18 [2] (0:12.01)	1:26.17 [3] (0:12.33)	1:13.84 [4] (0:12.75)	1:01.09 [3] (0:12.67)	0:48.42 [3] (0:12.00)	0:36.42 [3] (0:11.76)	0:36.42	-7
9	8	GULF OF SAROS Minonette Kennedy	7	63.3 1600m	0:11.63 1600m	1:52.81 [9] (0:14.31)	1:38.50 [4] (0:11.63)	1:26.87 [2] (0:12.30)	1:14.57 [2] (0:12.79)	1:01.78 [1] (0:12.59)	0:49.19 [1] (0:12.03)	0:37.16 [1] (0:11.92)	0:37.16	-1
10	1	CENTAUR Erin Molloy	3	62.6 1600m	0:11.84 600m	1:53.00 [10] (0:13.88)	1:39.12 [1] (0:11.97)	1:27.15 [1] (0:12.30)	1:14.85 [1] (0:12.89)	1:01.96 [2] (0:12.65)	0:49.31 [2] (0:12.04)	0:37.27 [2] (0:11.84)	0:37.27	-5

Scratched: Nippa's Nightcap (#7), Optimus Maximus (#9), Punjabi Landing (#3)

[] Ranking at each section and finish
 :---: No data available at this section
 NA No data available

SCN Saddle cloth number
 DNF Did not finish
 DNT Did not track



Sunshine Coast QLD Professional

Race 5: STREETER INDUSTRIES BENCHMARK 65 Handicap - 1800m

10 November 2024 - 15:02



Track Rating: Good 4, Weather: Overcast, Rail Position: +8m Entire

Section				400m	200m			Last 600m		
Field Times				0:23.79 (0:11.74)	0:12.05 (0:12.05)			0:35.71		
Rank	TAB	Horse/Jockey	Barrier	Top Speed [km/h]	Fastest Section	Margin			Distance Travelled [m]	
1	5	WANDA'S OUTLAW Ron Stewart	5	63.6 400m	0:11.44 400m	0:23.49 [6] (0:11.44)	0:12.05 [1] (0:12.05)	1:51.36	0:35.10	
2	2	ULTIMATE OUTCOME Jace McMurray	10	65.5 400m	0:11.20 400m	0:23.22 [10] (0:11.20)	0:12.02 [5] (0:12.02)	1L	0:34.70	-4
3	12	NITROGLYCERINE Nikita Beriman	8	63.8 600m	0:11.51 600m	0:23.62 [7] (0:11.59)	0:12.03 [7] (0:12.03)	1.2L	0:35.13	-6
4	13	GINASUE Sean Cormack	4	64.3 600m	0:11.44 400m	0:23.59 [8] (0:11.44)	0:12.15 [6] (0:12.15)	1.6L	0:35.20	+1
5	4	TIME TO TESTIFY Mark Du Plessis	6	63.6 600m	0:11.63 600m	0:24.13 [3] (0:11.71)	0:12.42 [2] (0:12.42)	2.1L	0:35.76	+0
6	11	HEREDITARY Angela Jones	9	64.0 400m	0:11.42 400m	0:23.74 [9] (0:11.42)	0:12.32 [4] (0:12.32)	2.3L	0:35.42	+3
7	10	CHANCE WITH WOLVES Dale Smith	2	64.7 600m	0:11.58 600m	0:24.16 [5] (0:11.94)	0:12.22 [9] (0:12.22)	2.8L	0:35.74	-5
8	6	APERITIVO Justin Stanley	1	62.4 400m	0:11.74 400m	0:24.66 [4] (0:11.74)	0:12.92 [3] (0:12.92)	5.1L	0:36.42	-7
9	8	GULF OF SAROS Minonette Kennedy	7	63.3 1600m	0:11.63 1600m	0:25.24 [2] (0:12.25)	0:12.99 [10] (0:12.99)	7.6L	0:37.16	-1
10	1	CENTAUR Erin Molloy	3	62.6 1600m	0:11.84 600m	0:25.43 [1] (0:12.08)	0:13.35 [8] (0:13.35)	8.6L	0:37.27	-5

Scratched: Nippa's Nightcap (#7), Optimus Maximus (#9), Punjabi Landing (#3)

Report Created: Sun 10 November 2024 15:25 GM (Note: Timing is based on position data)

Page 2/12

[] Ranking at each section and finish
 -:-:- No data available at this section
 NA No data available

SCN Saddle cloth number
 DNF Did not finish
 DNT Did not track

data processed by TRIPLESDATA



Horse/Jockey Name	Wanda's Outlaw
Final Rank	1
Fastest Section Time (Section)	0:11.44 (400m)
Top Speed [km/h] (Section)	63.6 (400m)
Race State	Finished



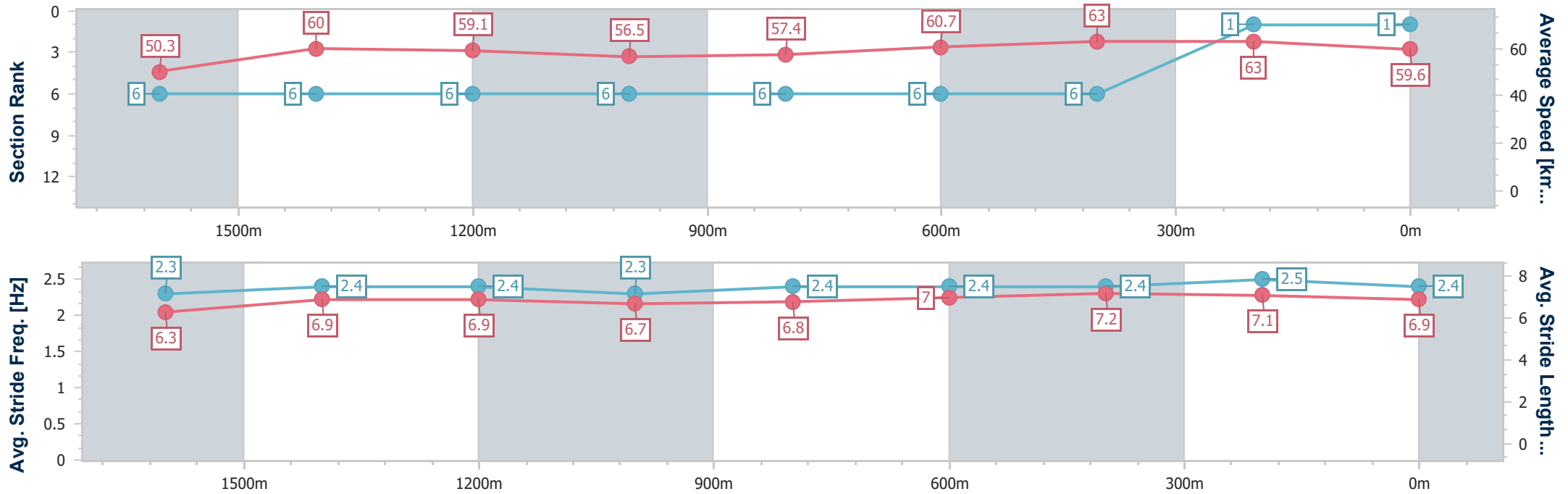
Sunshine Coast QLD Professional
Race 5: STREETER INDUSTRIES BENCHMARK 65 Handicap - 1800m



10 November 2024 - 15:02

Track Rating: Good 4, Weather: Overcast, Rail Position: +8m Entire

Section	Overall	1600m	1400m	1200m	1000m	800m	600m	400m	200m				
Section Times	1:51.36 [1] (0:14.47)	1:36.89 [6] (0:12.11)	1:24.78 [6] (0:12.28)	1:12.50 [6] (0:12.74)	0:59.76 [6] (0:12.67)	0:47.09 [6] (0:11.99)	0:35.10 [6] (0:11.61)	0:23.49 [6] (0:11.44)	0:12.05 [1] (0:12.05)				
Average Speed [km/h]	50.3	60.0	59.1	56.5	57.4	60.7	63.0	63.0	59.6				
Top Speed [km/h]	61.8	61.4	60.3	57.9	59.4	62.0	63.5	63.6	62.2				
Avg. Dist. to Rail [m]	4.7	3.2	3.1	3.1	2.9	2.2	2.3	4.7	5.2				
Avg. Stride Freq. [Hz]	2.3	2.4	2.4	2.3	2.4	2.4	2.4	2.5	2.4				
Avg. Stride Length [m]	6.3	6.9	6.9	6.7	6.8	7.0	7.2	7.1	6.9				



- [] Ranking at each section and finish
- .-.- No data available at this section
- NA No data available



Horse/Jockey Name	Ultimate Outcome
Final Rank	2
Fastest Section Time (Section)	0:11.20 (400m)
Top Speed [km/h] (Section)	65.5 (400m)
Race State	Finished



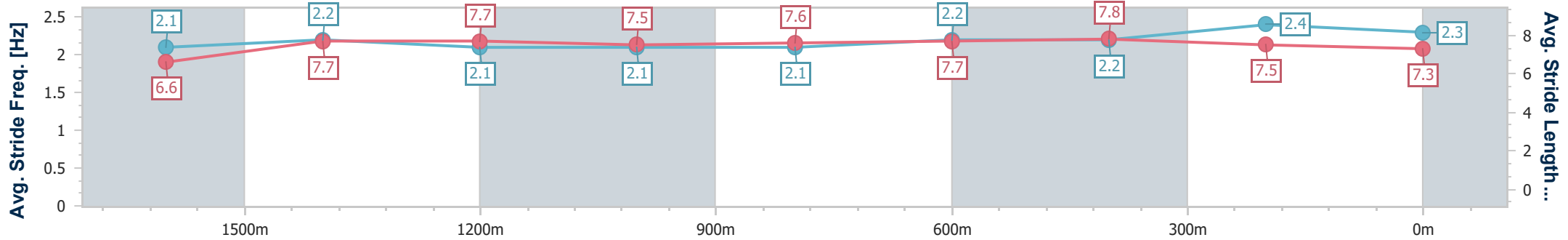
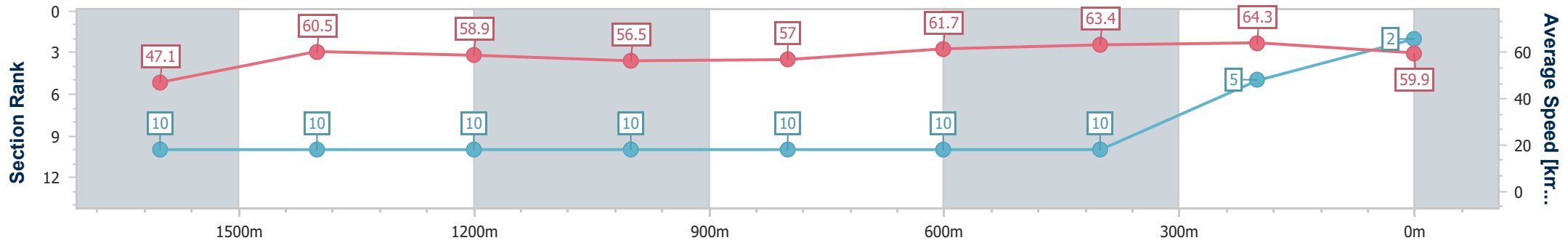
Sunshine Coast QLD Professional
Race 5: STREETER INDUSTRIES BENCHMARK 65 Handicap - 1800m



10 November 2024 - 15:02

Track Rating: Good 4, Weather: Overcast, Rail Position: +8m Entire

Section	Overall	1600m	1400m	1200m	1000m	800m	600m	400m	200m				
Section Times	1:51.55 [2] (0:15.36)	1:36.19 [10] (0:11.98)	1:24.21 [10] (0:12.27)	1:11.94 [10] (0:12.75)	0:59.19 [10] (0:12.73)	0:46.46 [10] (0:11.76)	0:34.70 [10] (0:11.48)	0:23.22 [10] (0:11.20)	0:12.02 [5] (0:12.02)				
Average Speed [km/h]	47.1	60.5	58.9	56.5	57.0	61.7	63.4	64.3	59.9				
Top Speed [km/h]	59.2	60.8	60.0	57.4	60.3	62.6	64.5	65.5	62.6				
Avg. Dist. to Rail [m]	7.0	2.1	2.1	2.4	2.0	1.4	1.7	7.7	8.2				
Avg. Stride Freq. [Hz]	2.1	2.2	2.1	2.1	2.1	2.2	2.2	2.4	2.3				
Avg. Stride Length [m]	6.6	7.7	7.7	7.5	7.6	7.7	7.8	7.5	7.3				



- [] Ranking at each section and finish
- .-.- No data available at this section
- NA No data available



Horse/Jockey Name	Nitroglycerine
Final Rank	3
Fastest Section Time (Section)	0:11.51 (600m)
Top Speed [km/h] (Section)	63.8 (600m)
Race State	Finished



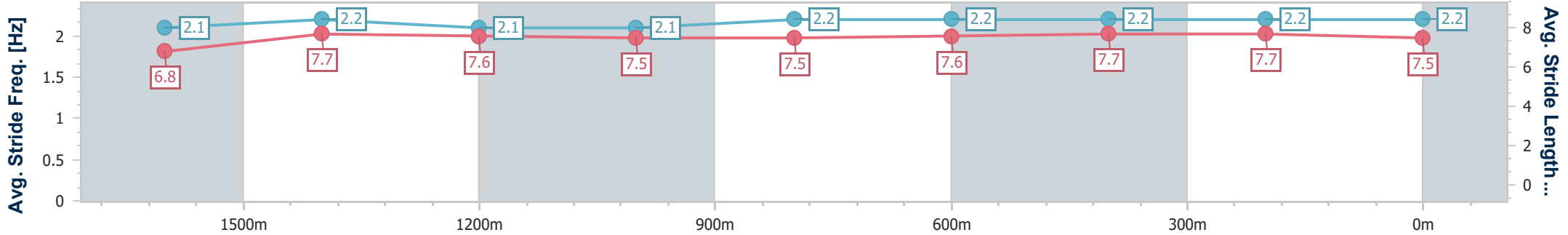
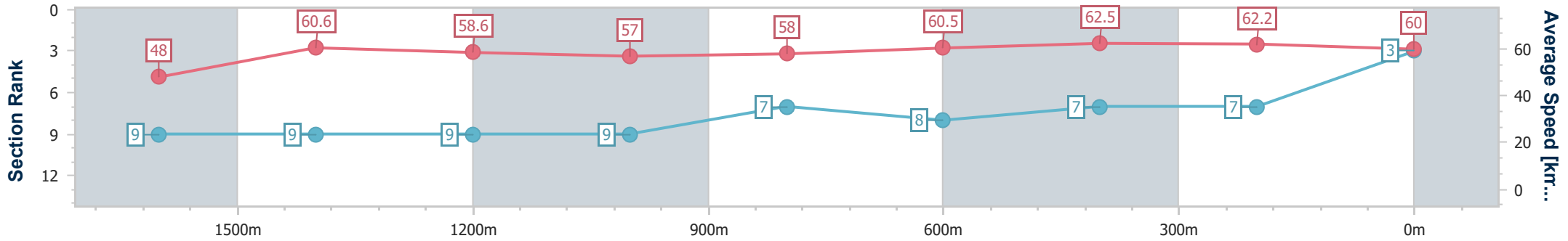
Sunshine Coast QLD Professional
Race 5: STREETER INDUSTRIES BENCHMARK 65 Handicap - 1800m



10 November 2024 - 15:02

Track Rating: Good 4, Weather: Overcast, Rail Position: +8m Entire

Section	Overall	1600m	1400m	1200m	1000m	800m	600m	400m	200m				
Section Times	1:51.59 [3] (0:15.03)	1:36.56 [9] (0:11.96)	1:24.60 [9] (0:12.36)	1:12.24 [9] (0:12.64)	0:59.60 [9] (0:12.49)	0:47.11 [7] (0:11.98)	0:35.13 [8] (0:11.51)	0:23.62 [7] (0:11.59)	0:12.03 [7] (0:12.03)				
Average Speed [km/h]	48.0	60.6	58.6	57.0	58.0	60.5	62.5	62.2	60.0				
Top Speed [km/h]	61.7	62.0	60.5	57.9	60.0	61.5	63.8	63.2	61.7				
Avg. Dist. to Rail [m]	4.3	1.8	2.6	2.8	2.4	1.2	0.3	1.1	2.2				
Avg. Stride Freq. [Hz]	2.1	2.2	2.1	2.1	2.2	2.2	2.2	2.2	2.2				
Avg. Stride Length [m]	6.8	7.7	7.6	7.5	7.5	7.6	7.7	7.7	7.5				



- [] Ranking at each section and finish
- .-.- No data available at this section
- NA No data available



Horse/Jockey Name	Ginasue
Final Rank	4
Fastest Section Time (Section)	0:11.44 (400m)
Top Speed [km/h] (Section)	64.3 (600m)
Race State	Finished



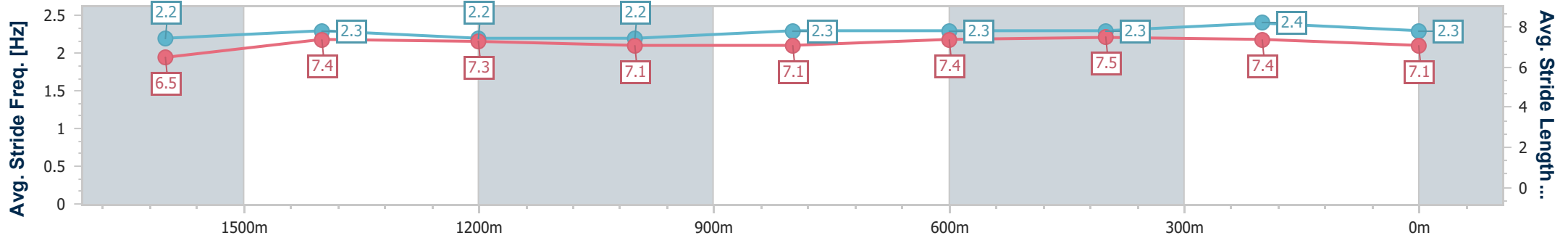
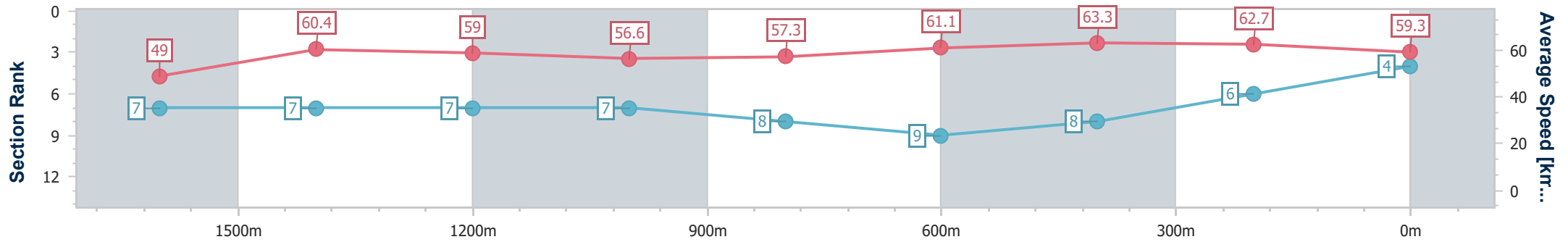
Sunshine Coast QLD Professional
Race 5: STREETER INDUSTRIES BENCHMARK 65 Handicap - 1800m



10 November 2024 - 15:02

Track Rating: Good 4, Weather: Overcast, Rail Position: +8m Entire

Section	Overall	1600m	1400m	1200m	1000m	800m	600m	400m	200m				
Section Times	1:51.68 [4] (0:14.74)	1:36.94 [7] (0:12.02)	1:24.92 [7] (0:12.34)	1:12.58 [7] (0:12.72)	0:59.86 [7] (0:12.68)	0:47.18 [8] (0:11.98)	0:35.20 [9] (0:11.61)	0:23.59 [8] (0:11.44)	0:12.15 [6] (0:12.15)				
Average Speed [km/h]	49.0	60.4	59.0	56.6	57.3	61.1	63.3	62.7	59.3				
Top Speed [km/h]	62.2	62.5	60.5	57.8	60.7	62.5	64.3	63.8	62.0				
Avg. Dist. to Rail [m]	3.3	2.8	3.3	3.2	3.0	3.4	3.2	5.8	6.7				
Avg. Stride Freq. [Hz]	2.2	2.3	2.2	2.2	2.3	2.3	2.3	2.4	2.3				
Avg. Stride Length [m]	6.5	7.4	7.3	7.1	7.1	7.4	7.5	7.4	7.1				



- [] Ranking at each section and finish
- .-.- No data available at this section
- NA No data available



Horse/Jockey Name	Time To Testify
Final Rank	5
Fastest Section Time (Section)	0:11.63 (600m)
Top Speed [km/h] (Section)	63.6 (600m)
Race State	Finished



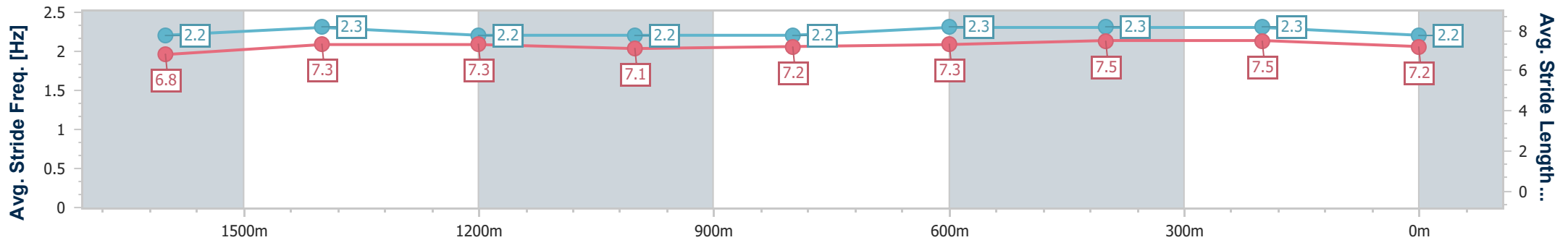
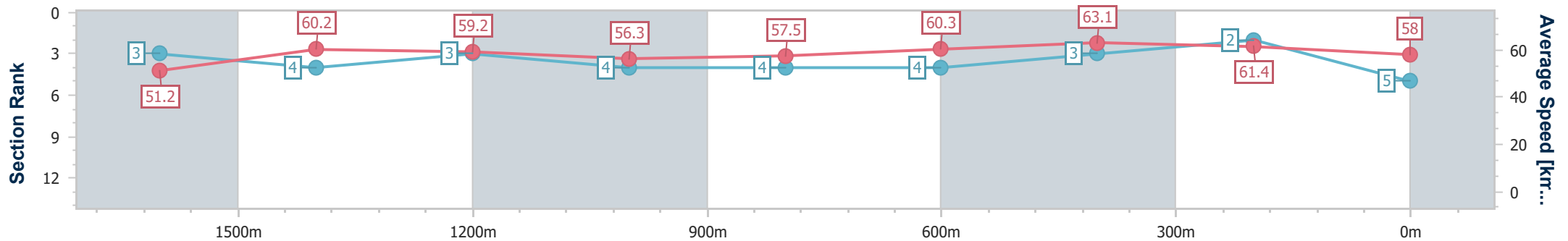
Sunshine Coast QLD Professional
 Race 5: STREETER INDUSTRIES BENCHMARK 65 Handicap - 1800m



10 November 2024 - 15:02

Track Rating: Good 4, Weather: Overcast, Rail Position: +8m Entire

Section	Overall	1600m	1400m	1200m	1000m	800m	600m	400m	200m
Section Times	1:51.80 [5] (0:14.22)	1:37.58 [3] (0:12.02)	1:25.56 [4] (0:12.28)	1:13.28 [3] (0:12.78)	1:00.50 [4] (0:12.66)	0:47.84 [4] (0:12.08)	0:35.76 [4] (0:11.63)	0:24.13 [3] (0:11.71)	0:12.42 [2] (0:12.42)
Average Speed [km/h]	51.2	60.2	59.2	56.3	57.5	60.3	63.1	61.4	58.0
Top Speed [km/h]	61.7	61.4	60.8	57.5	59.4	62.1	63.6	62.8	60.9
Avg. Dist. to Rail [m]	5.1	3.4	3.1	3.1	2.9	2.6	3.0	5.2	5.4
Avg. Stride Freq. [Hz]	2.2	2.3	2.2	2.2	2.2	2.3	2.3	2.3	2.2
Avg. Stride Length [m]	6.8	7.3	7.3	7.1	7.2	7.3	7.5	7.5	7.2



- [] Ranking at each section and finish
- .-.- No data available at this section
- NA No data available



Horse/Jockey Name	Hereditary
Final Rank	6
Fastest Section Time (Section)	0:11.42 (400m)
Top Speed [km/h] (Section)	64.0 (400m)
Race State	Finished



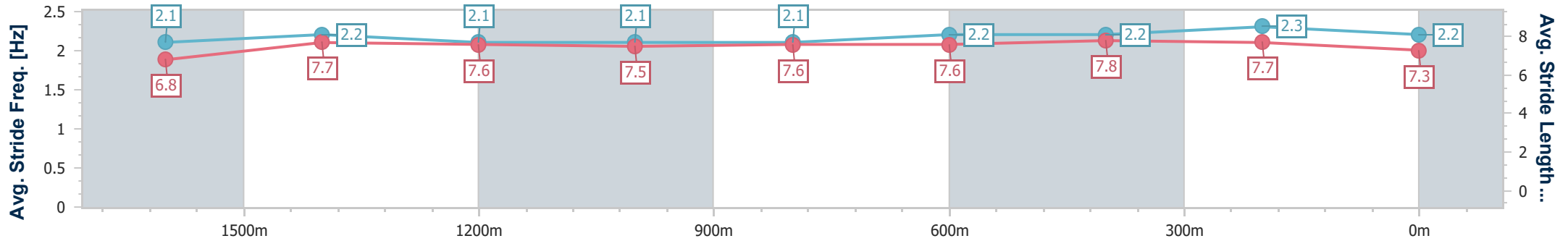
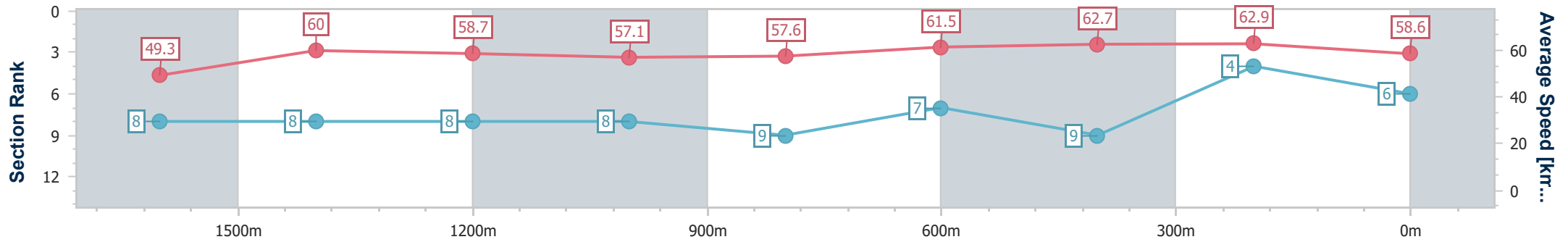
Sunshine Coast QLD Professional
Race 5: STREETER INDUSTRIES BENCHMARK 65 Handicap - 1800m



10 November 2024 - 15:02

Track Rating: Good 4, Weather: Overcast, Rail Position: +8m Entire

Section	Overall	1600m	1400m	1200m	1000m	800m	600m	400m	200m				
Section Times	1:51.85 [6] (0:14.79)	1:37.06 [8] (0:12.11)	1:24.95 [8] (0:12.34)	1:12.61 [8] (0:12.61)	1:00.00 [8] (0:12.67)	0:47.33 [9] (0:11.91)	0:35.42 [7] (0:11.68)	0:23.74 [9] (0:11.42)	0:12.32 [4]				
Average Speed [km/h]	49.3	60.0	58.7	57.1	57.6	61.5	62.7	62.9	58.6				
Top Speed [km/h]	62.5	62.5	60.7	58.5	61.1	62.6	64.0	64.0	61.1				
Avg. Dist. to Rail [m]	6.2	3.3	3.3	3.6	3.4	3.1	3.1	6.1	7.2				
Avg. Stride Freq. [Hz]	2.1	2.2	2.1	2.1	2.1	2.2	2.2	2.3	2.2				
Avg. Stride Length [m]	6.8	7.7	7.6	7.5	7.6	7.6	7.8	7.7	7.3				



- [] Ranking at each section and finish
- .-.- No data available at this section
- NA No data available



Horse/Jockey Name	Chance With Wolves
Final Rank	7
Fastest Section Time (Section)	0:11.58 (600m)
Top Speed [km/h] (Section)	64.7 (600m)
Race State	Finished



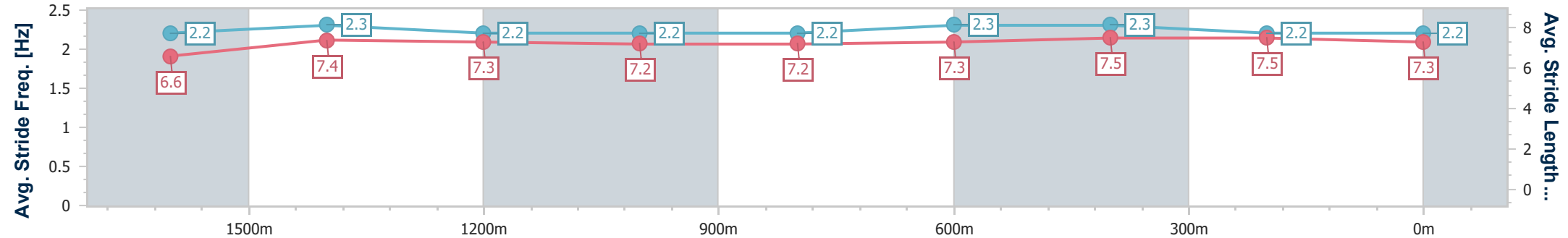
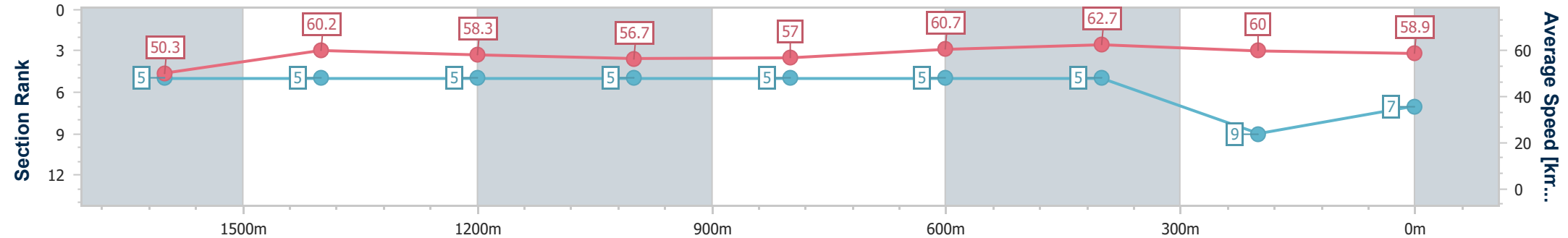
Sunshine Coast QLD Professional
Race 5: STREETER INDUSTRIES BENCHMARK 65 Handicap - 1800m



10 November 2024 - 15:02

Track Rating: Good 4, Weather: Overcast, Rail Position: +8m Entire

Section	Overall	1600m	1400m	1200m	1000m	800m	600m	400m	200m				
Section Times	1:51.96 [7] (0:14.34)	1:37.62 [5] (0:12.07)	1:25.55 [5] (0:12.41)	1:13.14 [5] (0:12.72)	1:00.42 [5] (0:12.67)	0:47.75 [5] (0:12.01)	0:35.74 [5] (0:11.58)	0:24.16 [5] (0:11.94)	0:12.22 [9] (0:12.22)				
Average Speed [km/h]	50.3	60.2	58.3	56.7	57.0	60.7	62.7	60.0	58.9				
Top Speed [km/h]	62.9	61.1	60.8	57.5	59.3	61.5	64.7	61.7	60.2				
Avg. Dist. to Rail [m]	2.3	3.0	2.8	2.1	1.8	1.4	1.5	1.6	2.1				
Avg. Stride Freq. [Hz]	2.2	2.3	2.2	2.2	2.2	2.3	2.3	2.2	2.2				
Avg. Stride Length [m]	6.6	7.4	7.3	7.2	7.2	7.3	7.5	7.5	7.3				



- [] Ranking at each section and finish
- .-.- No data available at this section
- NA No data available



Horse/Jockey Name	Aperitivo
Final Rank	8
Fastest Section Time (Section)	0:11.74 (400m)
Top Speed [km/h] (Section)	62.4 (400m)
Race State	Finished



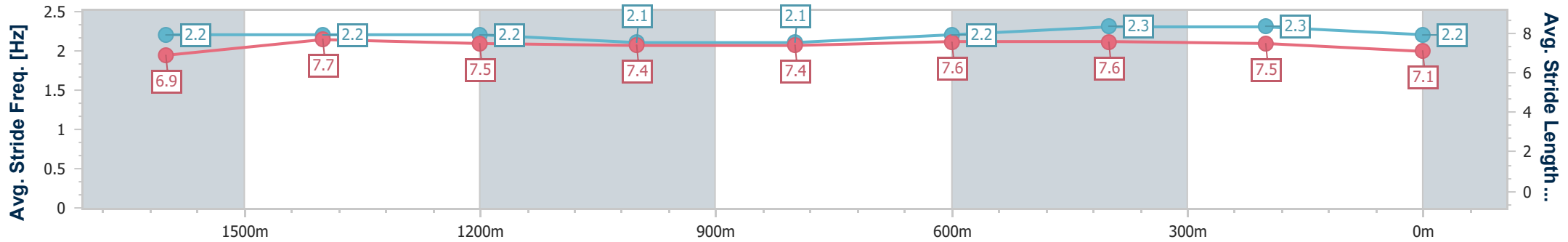
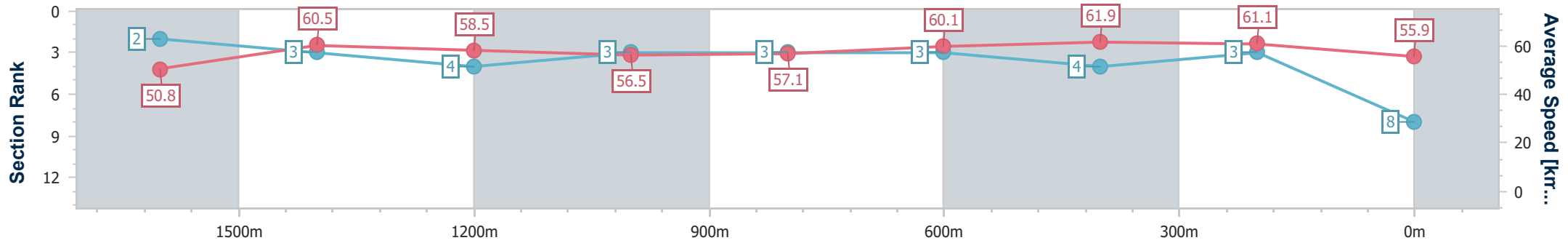
Sunshine Coast QLD Professional
Race 5: STREETER INDUSTRIES BENCHMARK 65 Handicap - 1800m



10 November 2024 - 15:02

Track Rating: Good 4, Weather: Overcast, Rail Position: +8m Entire

Section	Overall	1600m	1400m	1200m	1000m	800m	600m	400m	200m				
Section Times	1:52.36 [8] (0:14.18)	1:38.18 [2] (0:12.01)	1:26.17 [3] (0:12.33)	1:13.84 [4] (0:12.75)	1:01.09 [3] (0:12.67)	0:48.42 [3] (0:12.00)	0:36.42 [3] (0:11.76)	0:24.66 [4] (0:11.74)	0:12.92 [3] (0:12.92)				
Average Speed [km/h]	50.8	60.5	58.5	56.5	57.1	60.1	61.9	61.1	55.9				
Top Speed [km/h]	61.4	61.0	61.3	57.7	59.0	61.5	62.2	62.4	59.3				
Avg. Dist. to Rail [m]	1.8	2.7	2.3	1.6	1.0	0.6	1.3	2.6	3.8				
Avg. Stride Freq. [Hz]	2.2	2.2	2.2	2.1	2.1	2.2	2.3	2.3	2.2				
Avg. Stride Length [m]	6.9	7.7	7.5	7.4	7.4	7.6	7.6	7.5	7.1				



- [] Ranking at each section and finish
- .-.- No data available at this section
- NA No data available



Horse/Jockey Name	Gulf Of Saros
Final Rank	9
Fastest Section Time (Section)	0:11.63 (1600m)
Top Speed [km/h] (Section)	63.3 (1600m)
Race State	Finished



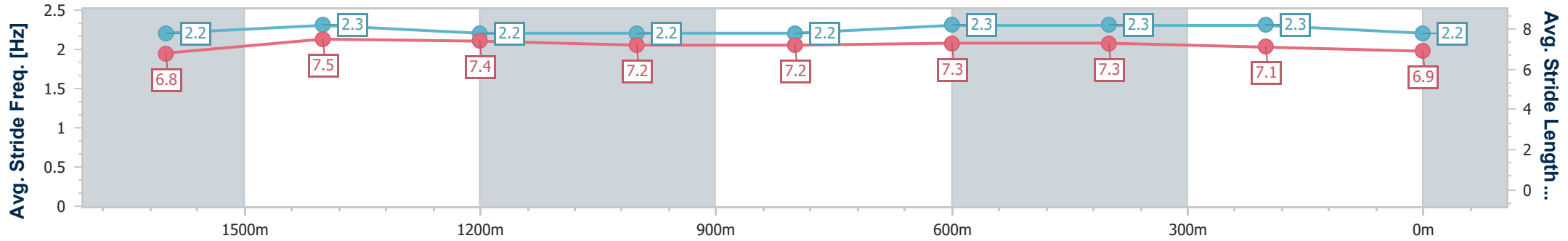
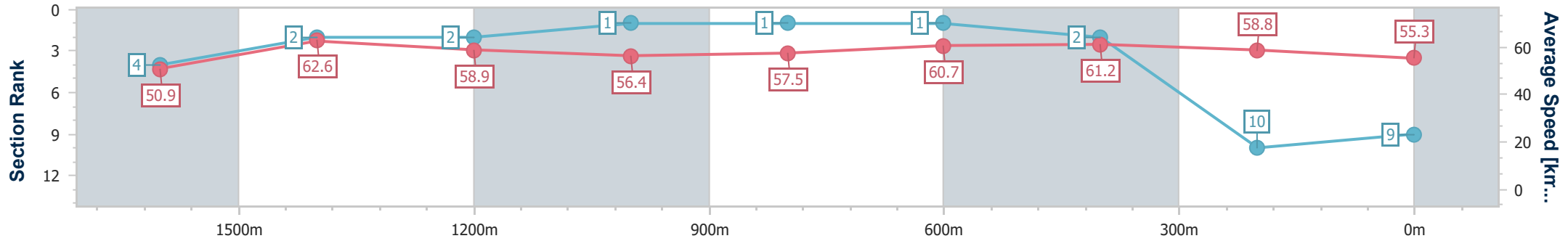
Sunshine Coast QLD Professional
Race 5: STREETER INDUSTRIES BENCHMARK 65 Handicap - 1800m



10 November 2024 - 15:02

Track Rating: Good 4, Weather: Overcast, Rail Position: +8m Entire

Section	Overall	1600m	1400m	1200m	1000m	800m	600m	400m	200m
Section Times	1:52.81 [9] (0:14.31)	1:38.50 [4] (0:11.63)	1:26.87 [2] (0:12.30)	1:14.57 [2] (0:12.79)	1:01.78 [1] (0:12.59)	0:49.19 [1] (0:12.03)	0:37.16 [1] (0:11.92)	0:25.24 [2] (0:12.25)	0:12.99 [10] (0:12.99)
Average Speed [km/h]	50.9	62.6	58.9	56.4	57.5	60.7	61.2	58.8	55.3
Top Speed [km/h]	63.2	63.3	61.6	57.4	58.9	62.1	61.8	60.8	57.3
Avg. Dist. to Rail [m]	6.1	4.1	3.3	2.6	2.3	2.2	2.0	3.2	4.5
Avg. Stride Freq. [Hz]	2.2	2.3	2.2	2.2	2.2	2.3	2.3	2.3	2.2
Avg. Stride Length [m]	6.8	7.5	7.4	7.2	7.2	7.3	7.3	7.1	6.9



- [] Ranking at each section and finish
- .-.- No data available at this section
- NA No data available



Horse/Jockey Name	Centaur
Final Rank	10
Fastest Section Time (Section)	0:11.84 (600m)
Top Speed [km/h] (Section)	62.6 (1600m)
Race State	Finished



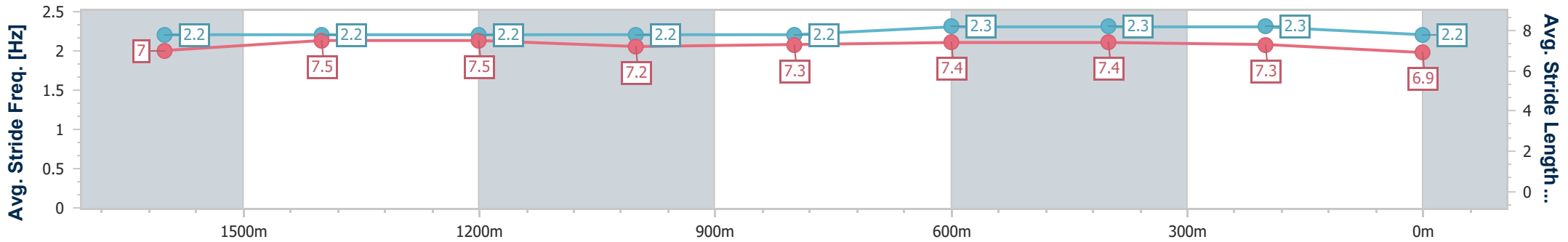
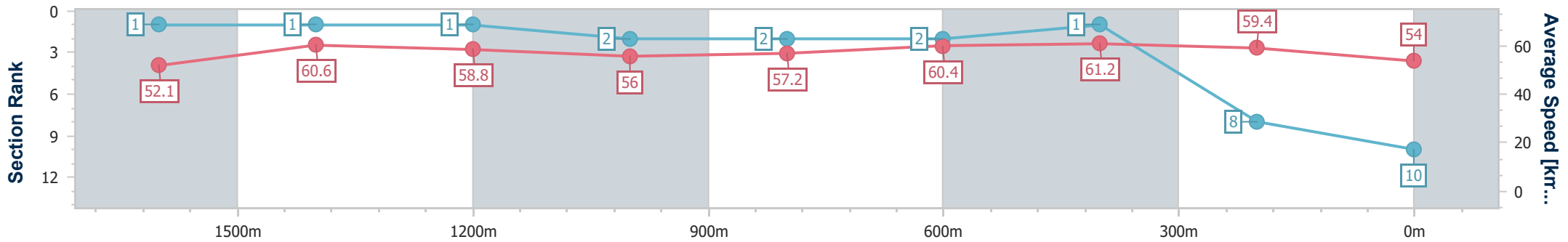
Sunshine Coast QLD Professional
Race 5: STREETER INDUSTRIES BENCHMARK 65 Handicap - 1800m



10 November 2024 - 15:02

Track Rating: Good 4, Weather: Overcast, Rail Position: +8m Entire

Section	Overall	1600m	1400m	1200m	1000m	800m	600m	400m	200m			
Section Times	1:53.00 [10] (0:13.88)	1:39.12 [1] (0:11.97)	1:27.15 [1] (0:12.30)	1:14.85 [1] (0:12.89)	1:01.96 [2] (0:12.65)	0:49.31 [2] (0:12.04)	0:37.27 [2] (0:11.84)	0:25.43 [1] (0:12.08)	0:13.35 [8] (0:13.35)			
Average Speed [km/h]	52.1	60.6	58.8	56.0	57.2	60.4	61.2	59.4	54.0			
Top Speed [km/h]	62.3	62.6	62.1	56.8	58.3	61.5	61.8	61.1	57.4			
Avg. Dist. to Rail [m]	3.2	2.1	2.5	2.9	2.2	1.5	1.2	1.1	1.3			
Avg. Stride Freq. [Hz]	2.2	2.2	2.2	2.2	2.2	2.3	2.3	2.3	2.2			
Avg. Stride Length [m]	7.0	7.5	7.5	7.2	7.3	7.4	7.4	7.3	6.9			



- [] Ranking at each section and finish
- .-.- No data available at this section
- NA No data available



Sunshine Coast QLD Professional

Race 6: COASTLINE BMW BENCHMARK 58 Handicap - 1200m

10 November 2024 - 15:40



Track Rating: Good 4, Weather: Overcast, Rail Position: +8m Entire

Section													Last 600m					
Field Times		Overall	1000m	800m	600m	400m	200m						0:34.73					
		1:11.12 (0:13.71)	0:57.41 (0:11.04)	0:46.37 (0:11.64)	0:34.73 (0:11.63)	0:23.10 (0:11.37)	0:11.73 (0:11.73)											
Rank	TAB	Horse/Jockey	Barrier	Top Speed [km/h]	Fastest Section												Margin	Distance Travelled [m]
1	6	GOSPEL GIRL Angela Jones	3	66.2 400m	0:11.06 400m	1:11.12 [1] (0:13.78)	0:57.34 [2] (0:11.18)	0:46.16 [3] (0:11.73)	0:34.43 [3] (0:11.64)	0:22.79 [4] (0:11.06)	0:11.73 [1] (0:11.73)	1:11.12	0:34.43					
2	9	PINK CASHMERE Kyle Wilson-Taylor	2	67.1 1000m	0:11.04 1000m	1:11.28 [2] (0:14.02)	0:57.26 [4] (0:11.04)	0:46.22 [4] (0:11.76)	0:34.46 [5] (0:11.50)	0:22.96 [3] (0:11.14)	0:11.82 [2] (0:11.82)	0.8L	0:34.46	+3				
3	10	CRYPTIC PRISM Cody Collis	1	66.4 1000m	0:11.16 400m	1:11.72 [3] (0:14.22)	0:57.50 [7] (0:11.20)	0:46.30 [7] (0:11.53)	0:34.77 [7] (0:11.61)	0:23.16 [7] (0:11.16)	0:12.00 [5] (0:12.00)	3.3L	0:34.77	+0				
4	7	OLE BAZZLE Micheal Hellyer	10	66.5 1000m	0:11.12 1000m	1:11.86 [4] (0:14.43)	0:57.43 [11] (0:11.12)	0:46.31 [9] (0:11.49)	0:34.82 [8] (0:11.70)	0:23.12 [8] (0:11.15)	0:11.97 [8] (0:11.97)	4.1L	0:34.82	+5				
5	14	HOW RUDE Emily Lang	9	67.0 1000m	0:11.13 400m	1:11.88 [5] (0:14.25)	0:57.63 [8] (0:11.27)	0:46.36 [8] (0:11.60)	0:34.76 [9] (0:11.73)	0:23.03 [10] (0:11.13)	0:11.90 [10] (0:11.90)	4.2L	0:34.76	+7				
6	2	CHANGE THE DEEL Jace McMurray	4	65.3 400m	0:11.18 400m	1:11.97 [6] (0:14.28)	0:57.69 [9] (0:11.37)	0:46.32 [10] (0:11.53)	0:34.79 [10] (0:11.57)	0:23.22 [9] (0:11.18)	0:12.04 [9] (0:12.04)	4.6L	0:34.79	+3				
7	13	PRETTY LITTLE LASS Sean Cormack	7	66.9 1000m	0:11.22 400m	1:11.98 [7] (0:14.07)	0:57.91 [6] (0:11.23)	0:46.68 [6] (0:11.63)	0:35.05 [6] (0:11.59)	0:23.46 [6] (0:11.22)	0:12.24 [6] (0:12.24)	4.7L	0:35.05	+4				
8	5	JUNGLE FEVER Corey Sutherland	6	67.0 1000m	0:11.09 1000m	1:12.21 [8] (0:13.71)	0:58.50 [1] (0:11.09)	0:47.41 [2] (0:11.78)	0:35.63 [2] (0:11.48)	0:24.15 [2] (0:11.50)	0:12.65 [3] (0:12.65)	6L	0:35.63	+3				
9	1	IOANE Jake Bayliss	5	68.5 1000m	0:10.96 1000m	1:12.26 [9] (0:13.79)	0:58.47 [3] (0:10.96)	0:47.51 [1] (0:11.64)	0:35.87 [1] (0:11.63)	0:24.24 [1] (0:11.62)	0:12.62 [4] (0:12.62)	6.2L	0:35.87	-2				
10	8	BONNET ROUGE Rob Thorburn	11	67.8 1000m	0:11.02 1000m	1:12.68 [10] (0:14.05)	0:58.63 [5] (0:11.02)	0:47.61 [5] (0:11.62)	0:35.99 [4] (0:11.65)	0:24.34 [5] (0:11.51)	0:12.83 [7] (0:12.83)	8.5L	0:35.99	+3				

Scratched: Darling Heart (#12), Scribble (#11), Hurricane Hall (#3), Jukebox Glow (#4)

[] Ranking at each section and finish
 -:-:- No data available at this section
 NA No data available

SCN Saddle cloth number
 DNF Did not finish
 DNT Did not track



Sunshine Coast QLD Professional
Race 6: COASTLINE BMW BENCHMARK 58 Handicap - 1200m
 10 November 2024 - 15:40



Track Rating: Good 4, Weather: Overcast, Rail Position: +8m Entire

Section		Overall	1000m	800m	600m	400m	200m	Last 600m					
Field Times		1:11.12 (0:13.71)	0:57.41 (0:11.04)	0:46.37 (0:11.64)	0:34.73 (0:11.63)	0:23.10 (0:11.37)	0:11.73 (0:11.73)	0:34.73					
Rank	TAB Horse/Jockey	Barrier	Top Speed [km/h]	Fastest Section				Margin	Distance Travelled [m]				
11	15 ARQUERA Hannah Richardson	8	64.8 400m	0:11.37 400m	1:13.39 [11] (0:14.30)	0:59.09 [10] (0:11.40)	0:47.69 [11] (0:11.71)	0:35.98 [11] (0:11.65)	0:24.33 [11] (0:11.37)	0:12.96 [11] (0:12.96)	12.5L	0:35.98	+9

Scratched: Darling Heart (#12), Scribble (#11), Hurricane Hall (#3), Jukebox Glow (#4)

[] Ranking at each section and finish
 -:-:- No data available at this section
 NA No data available

SCN Saddle cloth number
 DNF Did not finish
 DNT Did not track



Horse/Jockey Name	Gospel Girl
Final Rank	1
Fastest Section Time (Section)	0:11.06 (400m)
Top Speed [km/h] (Section)	66.2 (400m)
Race State	Finished



Sunshine Coast QLD Professional

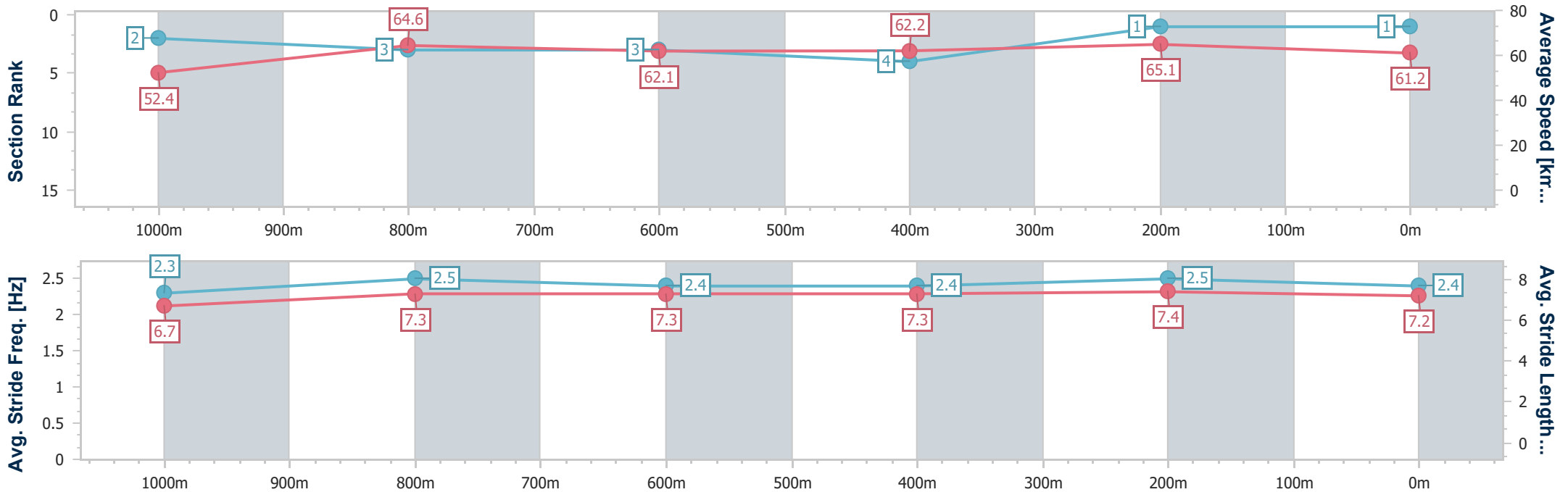
Race 6: COASTLINE BMW BENCHMARK 58 Handicap - 1200m



10 November 2024 - 15:40

Track Rating: Good 4, Weather: Overcast, Rail Position: +8m Entire

Section	Overall	1000m	800m	600m	400m	200m
Section Times	1:11.12 [1] (0:13.78)	0:57.34 [2] (0:11.18)	0:46.16 [3] (0:11.73)	0:34.43 [3] (0:11.64)	0:22.79 [4] (0:11.06)	0:11.73 [1] (0:11.73)
Average Speed [km/h]	52.4	64.6	62.1	62.2	65.1	61.2
Top Speed [km/h]	65.3	65.8	63.2	64.1	66.2	64.7
Avg. Dist. to Rail [m]	3.6	2.1	1.8	0.8	1.3	3.1
Avg. Stride Freq. [Hz]	2.3	2.5	2.4	2.4	2.5	2.4
Avg. Stride Length [m]	6.7	7.3	7.3	7.3	7.4	7.2



- [] Ranking at each section and finish
- .-.- No data available at this section
- NA No data available



Horse/Jockey Name	Pink Cashmere
Final Rank	2
Fastest Section Time (Section)	0:11.04 (1000m)
Top Speed [km/h] (Section)	67.1 (1000m)
Race State	Finished



Sunshine Coast QLD Professional

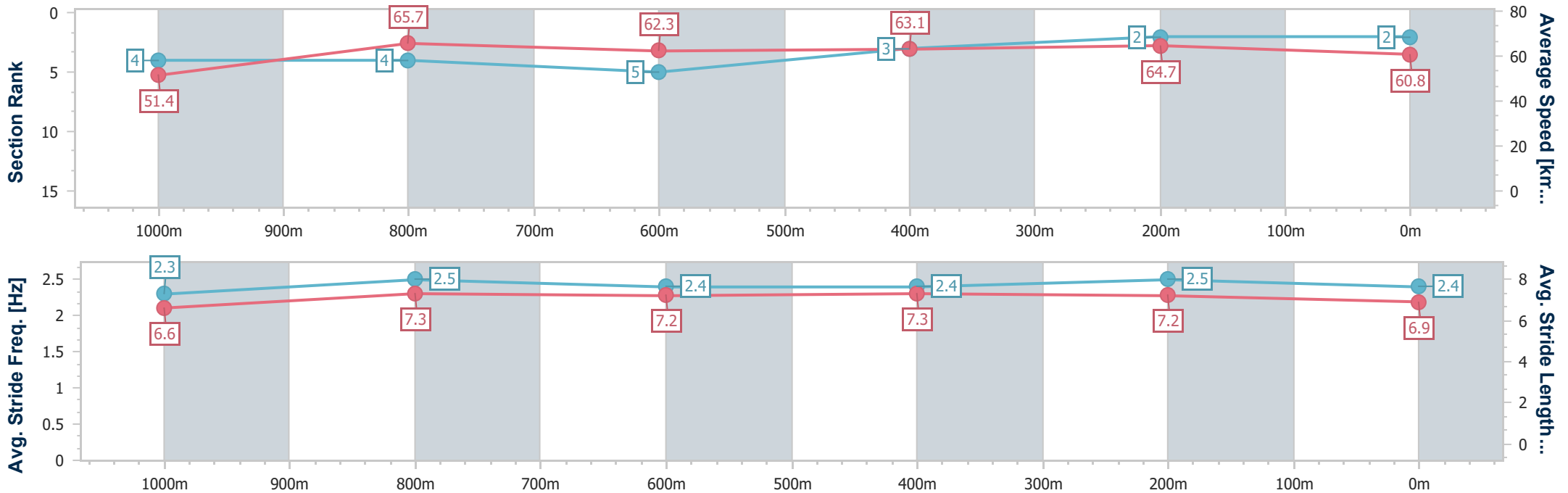
Race 6: COASTLINE BMW BENCHMARK 58 Handicap - 1200m



10 November 2024 - 15:40

Track Rating: Good 4, Weather: Overcast, Rail Position: +8m Entire

Section	Overall	1000m	800m	600m	400m	200m
Section Times	1:11.28 [2] (0:14.02)	0:57.26 [4] (0:11.04)	0:46.22 [4] (0:11.76)	0:34.46 [5] (0:11.50)	0:22.96 [3] (0:11.14)	0:11.82 [2] (0:11.82)
Average Speed [km/h]	51.4	65.7	62.3	63.1	64.7	60.8
Top Speed [km/h]	65.2	67.1	65.3	65.9	66.1	63.5
Avg. Dist. to Rail [m]	3.3	2.3	3.1	1.6	3.5	3.9
Avg. Stride Freq. [Hz]	2.3	2.5	2.4	2.4	2.5	2.4
Avg. Stride Length [m]	6.6	7.3	7.2	7.3	7.2	6.9



- [] Ranking at each section and finish
- .-.- No data available at this section
- NA No data available



Horse/Jockey Name	Cryptic Prism
Final Rank	3
Fastest Section Time (Section)	0:11.16 (400m)
Top Speed [km/h] (Section)	66.4 (1000m)
Race State	Finished



Sunshine Coast QLD Professional

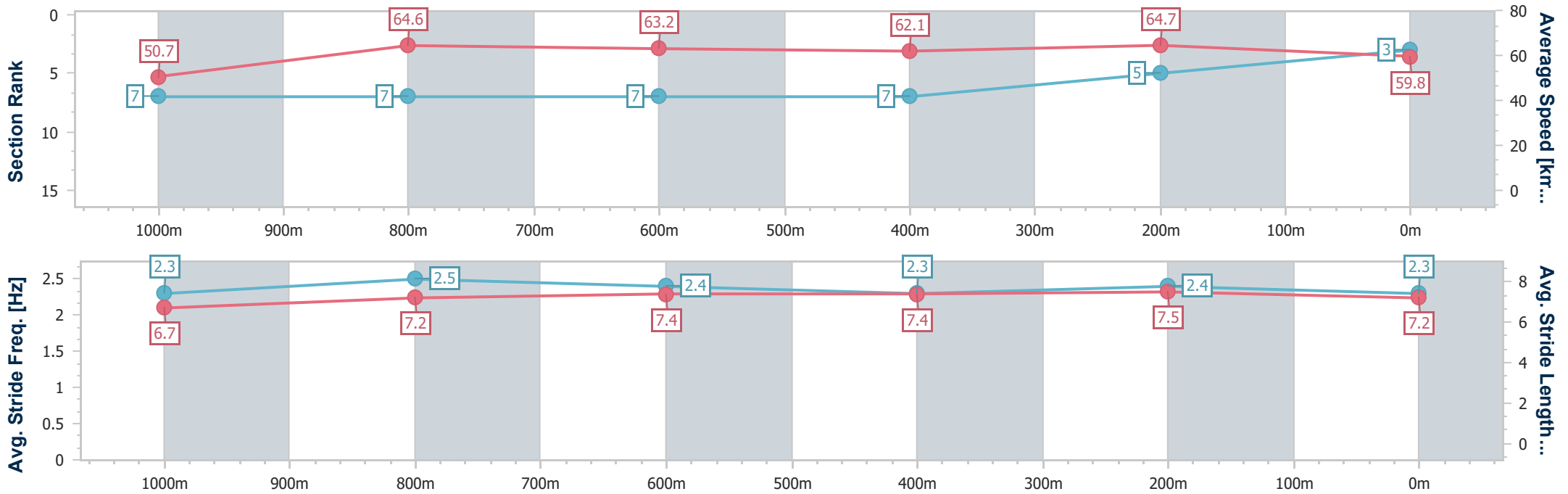
Race 6: COASTLINE BMW BENCHMARK 58 Handicap - 1200m



10 November 2024 - 15:40

Track Rating: Good 4, Weather: Overcast, Rail Position: +8m Entire

Section	Overall	1000m	800m	600m	400m	200m
Section Times	1:11.72 [3] (0:14.22)	0:57.50 [7] (0:11.20)	0:46.30 [7] (0:11.53)	0:34.77 [7] (0:11.61)	0:23.16 [7] (0:11.16)	0:12.00 [5]
Average Speed [km/h]	50.7	64.6	63.2	62.1	64.7	59.8
Top Speed [km/h]	64.5	66.4	65.0	65.5	65.5	63.5
Avg. Dist. to Rail [m]	2.6	1.9	1.8	0.8	2.7	5.2
Avg. Stride Freq. [Hz]	2.3	2.5	2.4	2.3	2.4	2.3
Avg. Stride Length [m]	6.7	7.2	7.4	7.4	7.5	7.2



- [] Ranking at each section and finish
- .-.- No data available at this section
- NA No data available



Horse/Jockey Name	Ole Bazzle
Final Rank	4
Fastest Section Time (Section)	0:11.12 (1000m)
Top Speed [km/h] (Section)	66.5 (1000m)
Race State	Finished



Sunshine Coast QLD Professional

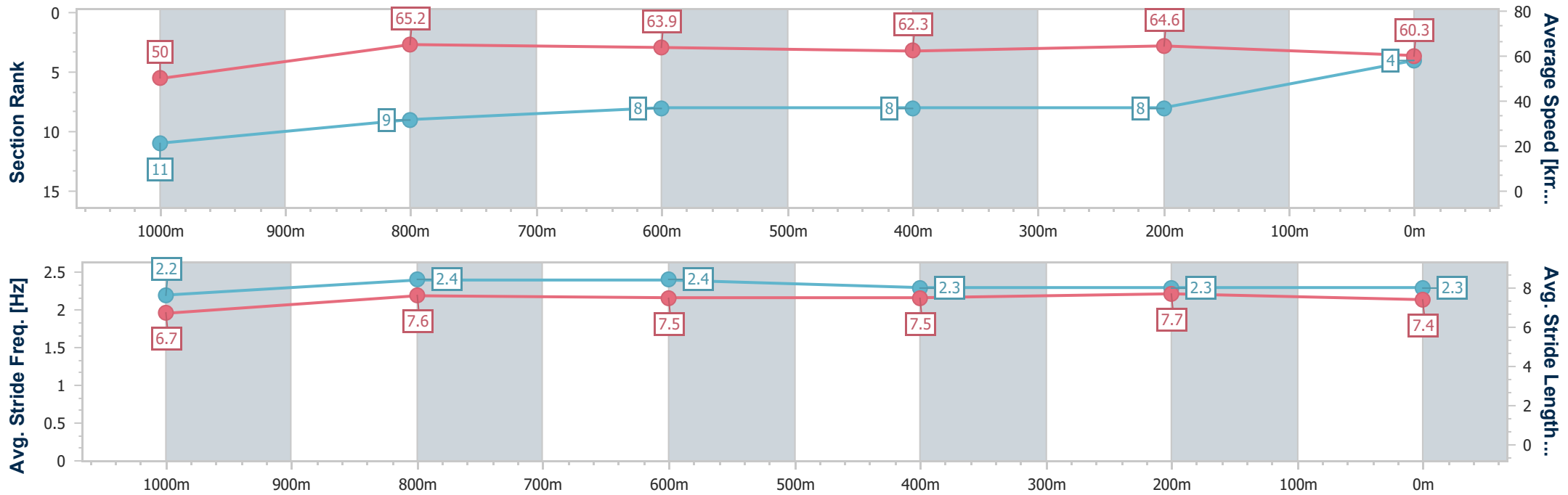
Race 6: COASTLINE BMW BENCHMARK 58 Handicap - 1200m



10 November 2024 - 15:40

Track Rating: Good 4, Weather: Overcast, Rail Position: +8m Entire

Section	Overall	1000m	800m	600m	400m	200m
Section Times	1:11.86 [4] (0:14.43)	0:57.43 [11] (0:11.12)	0:46.31 [9] (0:11.49)	0:34.82 [8] (0:11.70)	0:23.12 [8] (0:11.15)	0:11.97 [8] (0:11.97)
Average Speed [km/h]	50.0	65.2	63.9	62.3	64.6	60.3
Top Speed [km/h]	64.3	66.5	65.1	64.5	66.3	63.3
Avg. Dist. to Rail [m]	7.7	2.2	3.0	2.4	4.4	5.7
Avg. Stride Freq. [Hz]	2.2	2.4	2.4	2.3	2.3	2.3
Avg. Stride Length [m]	6.7	7.6	7.5	7.5	7.7	7.4



- [] Ranking at each section and finish
- .-.- No data available at this section
- NA No data available



Horse/Jockey Name	How Rude
Final Rank	5
Fastest Section Time (Section)	0:11.13 (400m)
Top Speed [km/h] (Section)	67.0 (1000m)
Race State	Finished



Sunshine Coast QLD Professional

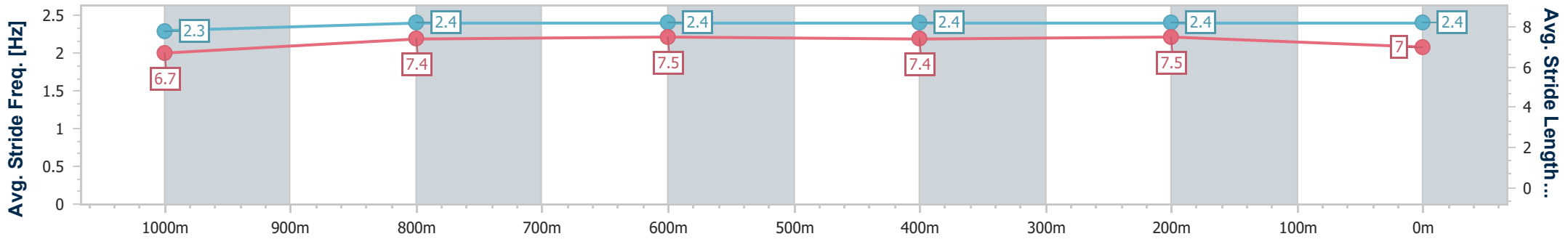
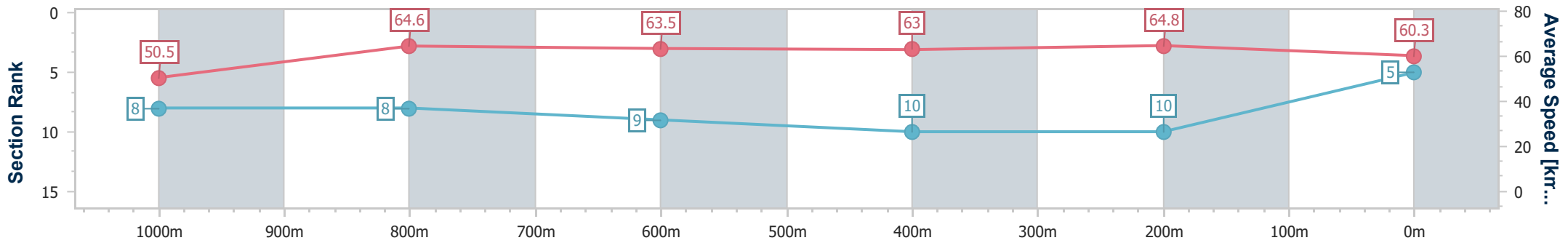
Race 6: COASTLINE BMW BENCHMARK 58 Handicap - 1200m



10 November 2024 - 15:40

Track Rating: Good 4, Weather: Overcast, Rail Position: +8m Entire

Section	Overall	1000m	800m	600m	400m	200m
Section Times	1:11.88 [5] (0:14.25)	0:57.63 [8] (0:11.27)	0:46.36 [8] (0:11.60)	0:34.76 [9] (0:11.73)	0:23.03 [10] (0:11.13)	0:11.90 [10] (0:11.90)
Average Speed [km/h]	50.5	64.6	63.5	63.0	64.8	60.3
Top Speed [km/h]	67.0	67.0	64.6	65.7	66.1	64.3
Avg. Dist. to Rail [m]	8.4	4.0	3.9	4.3	7.3	9.3
Avg. Stride Freq. [Hz]	2.3	2.4	2.4	2.4	2.4	2.4
Avg. Stride Length [m]	6.7	7.4	7.5	7.4	7.5	7.0



- [] Ranking at each section and finish
- .-.- No data available at this section
- NA No data available



Horse/Jockey Name	Change The Deel
Final Rank	6
Fastest Section Time (Section)	0:11.18 (400m)
Top Speed [km/h] (Section)	65.3 (400m)
Race State	Finished



Sunshine Coast QLD Professional

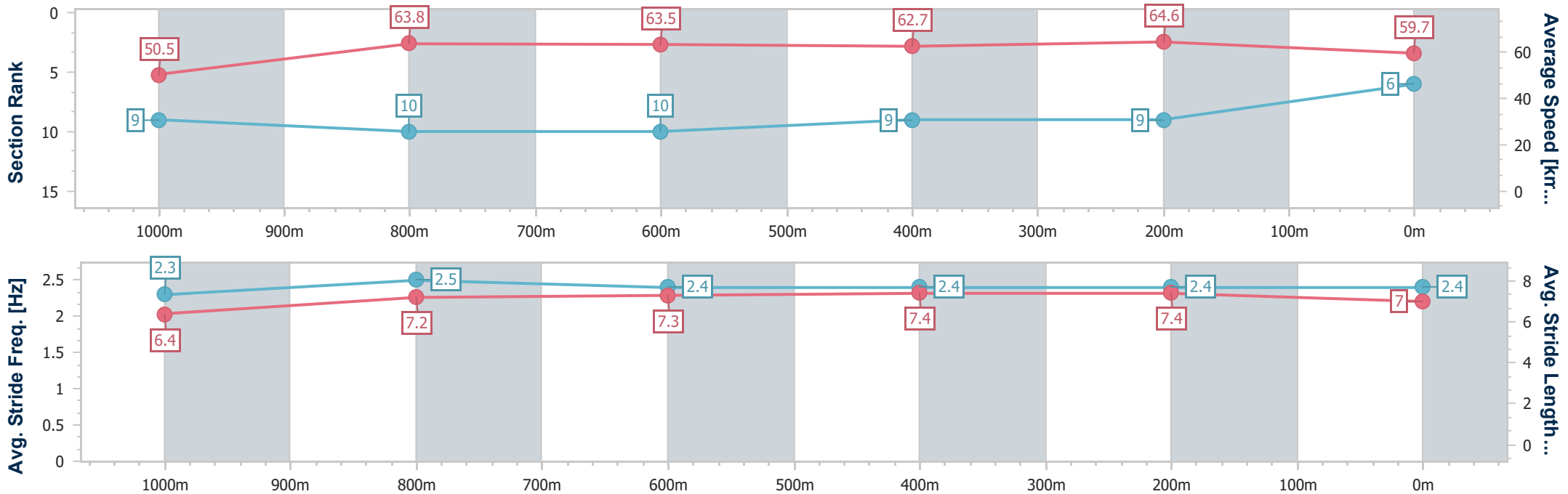
Race 6: COASTLINE BMW BENCHMARK 58 Handicap - 1200m



10 November 2024 - 15:40

Track Rating: Good 4, Weather: Overcast, Rail Position: +8m Entire

Section	Overall	1000m	800m	600m	400m	200m
Section Times	1:11.97 [6] (0:14.28)	0:57.69 [9] (0:11.37)	0:46.32 [10] (0:11.53)	0:34.79 [10] (0:11.57)	0:23.22 [9] (0:11.18)	0:12.04 [9] (0:12.04)
Average Speed [km/h]	50.5	63.8	63.5	62.7	64.6	59.7
Top Speed [km/h]	63.9	64.6	64.5	64.3	65.3	62.5
Avg. Dist. to Rail [m]	4.5	2.4	2.6	1.7	4.5	6.6
Avg. Stride Freq. [Hz]	2.3	2.5	2.4	2.4	2.4	2.4
Avg. Stride Length [m]	6.4	7.2	7.3	7.4	7.4	7.0



- [] Ranking at each section and finish
- .-.- No data available at this section
- NA No data available



Horse/Jockey Name	Pretty Little Lass
Final Rank	7
Fastest Section Time (Section)	0:11.22 (400m)
Top Speed [km/h] (Section)	66.9 (1000m)
Race State	Finished



Sunshine Coast QLD Professional

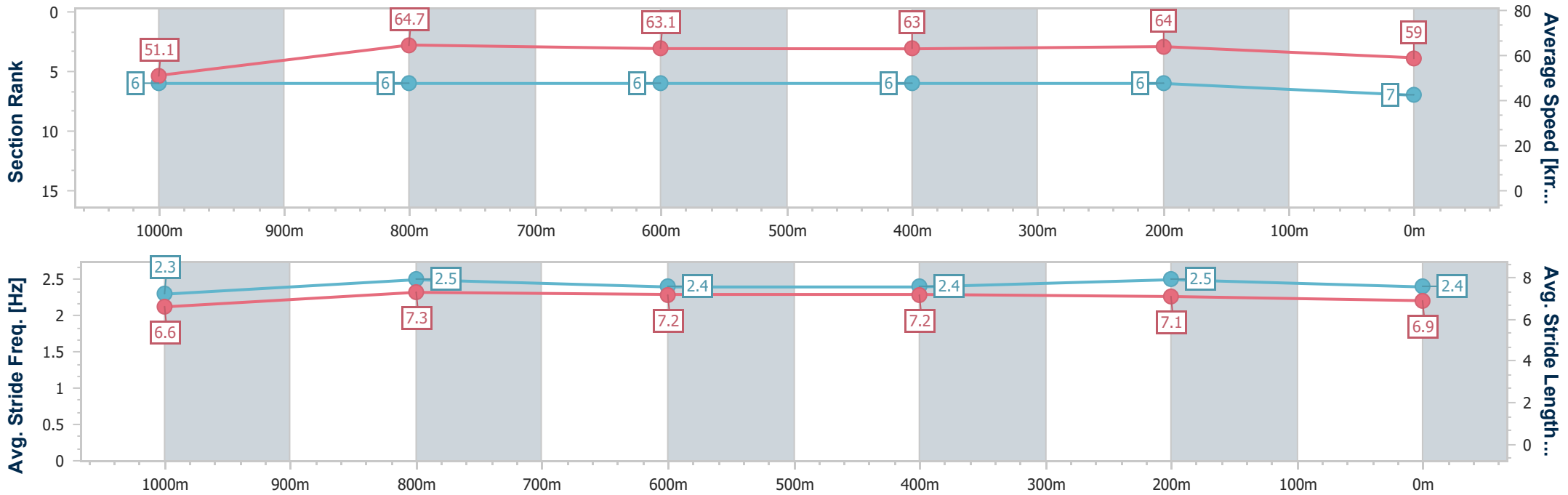
Race 6: COASTLINE BMW BENCHMARK 58 Handicap - 1200m



10 November 2024 - 15:40

Track Rating: Good 4, Weather: Overcast, Rail Position: +8m Entire

Section	Overall	1000m	800m	600m	400m	200m
Section Times	1:11.98 [7] (0:14.07)	0:57.91 [6] (0:11.23)	0:46.68 [6] (0:11.63)	0:35.05 [6] (0:11.59)	0:23.46 [6] (0:11.22)	0:12.24 [6] (0:12.24)
Average Speed [km/h]	51.1	64.7	63.1	63.0	64.0	59.0
Top Speed [km/h]	65.9	66.9	64.3	63.8	65.6	62.3
Avg. Dist. to Rail [m]	6.9	3.6	3.1	2.5	5.8	6.1
Avg. Stride Freq. [Hz]	2.3	2.5	2.4	2.4	2.5	2.4
Avg. Stride Length [m]	6.6	7.3	7.2	7.2	7.1	6.9



- [] Ranking at each section and finish
- .-.- No data available at this section
- NA No data available



Horse/Jockey Name	Jungle Fever
Final Rank	8
Fastest Section Time (Section)	0:11.09 (1000m)
Top Speed [km/h] (Section)	67.0 (1000m)
Race State	Finished



Sunshine Coast QLD Professional

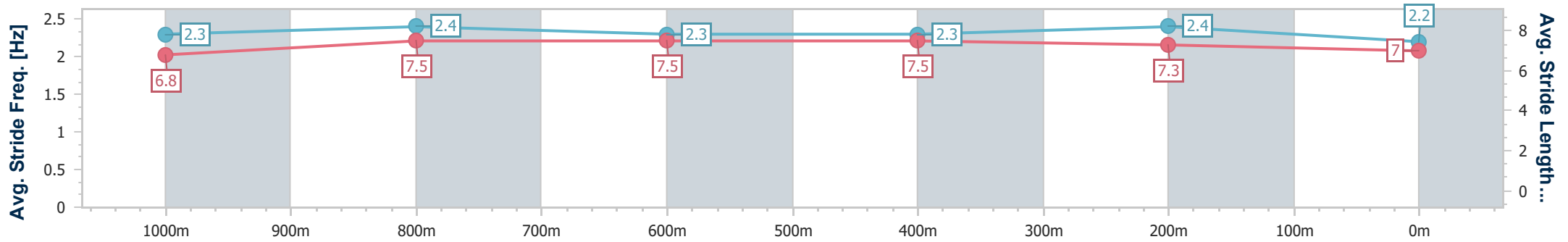
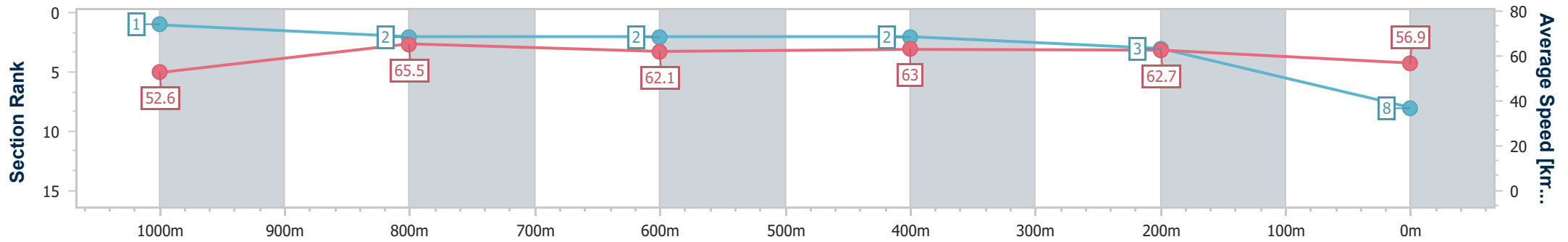
Race 6: COASTLINE BMW BENCHMARK 58 Handicap - 1200m



10 November 2024 - 15:40

Track Rating: Good 4, Weather: Overcast, Rail Position: +8m Entire

Section	Overall	1000m	800m	600m	400m	200m
Section Times	1:12.21 [8] (0:13.71)	0:58.50 [1] (0:11.09)	0:47.41 [2] (0:11.78)	0:35.63 [2] (0:11.48)	0:24.15 [2] (0:11.50)	0:12.65 [3] (0:12.65)
Average Speed [km/h]	52.6	65.5	62.1	63.0	62.7	56.9
Top Speed [km/h]	65.9	67.0	63.2	64.2	64.5	60.4
Avg. Dist. to Rail [m]	6.5	3.8	2.7	0.9	3.4	3.2
Avg. Stride Freq. [Hz]	2.3	2.4	2.3	2.3	2.4	2.2
Avg. Stride Length [m]	6.8	7.5	7.5	7.5	7.3	7.0



- [] Ranking at each section and finish
- .-.- No data available at this section
- NA No data available



Horse/Jockey Name	Ioane
Final Rank	9
Fastest Section Time (Section)	0:10.96 (1000m)
Top Speed [km/h] (Section)	68.5 (1000m)
Race State	Finished



Sunshine Coast QLD Professional

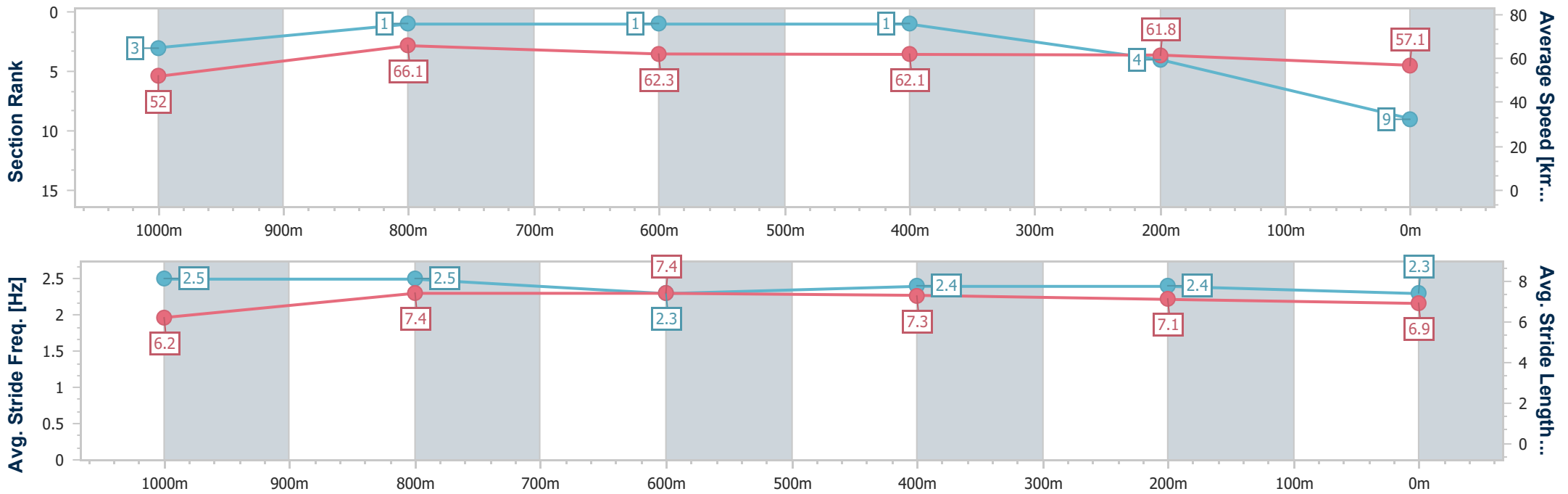
Race 6: COASTLINE BMW BENCHMARK 58 Handicap - 1200m



10 November 2024 - 15:40

Track Rating: Good 4, Weather: Overcast, Rail Position: +8m Entire

Section	Overall	1000m	800m	600m	400m	200m
Section Times	1:12.26 [9] (0:13.79)	0:58.47 [3] (0:10.96)	0:47.51 [1] (0:11.64)	0:35.87 [1] (0:11.63)	0:24.24 [1] (0:11.62)	0:12.62 [4] (0:12.62)
Average Speed [km/h]	52.0	66.1	62.3	62.1	61.8	57.1
Top Speed [km/h]	68.4	68.5	63.5	63.3	63.3	60.3
Avg. Dist. to Rail [m]	4.7	1.7	1.1	0.5	2.0	1.5
Avg. Stride Freq. [Hz]	2.5	2.5	2.3	2.4	2.4	2.3
Avg. Stride Length [m]	6.2	7.4	7.4	7.3	7.1	6.9



- [] Ranking at each section and finish
- .-.- No data available at this section
- NA No data available



Horse/Jockey Name	Bonnet Rouge
Final Rank	10
Fastest Section Time (Section)	0:11.02 (1000m)
Top Speed [km/h] (Section)	67.8 (1000m)
Race State	Finished



Sunshine Coast QLD Professional

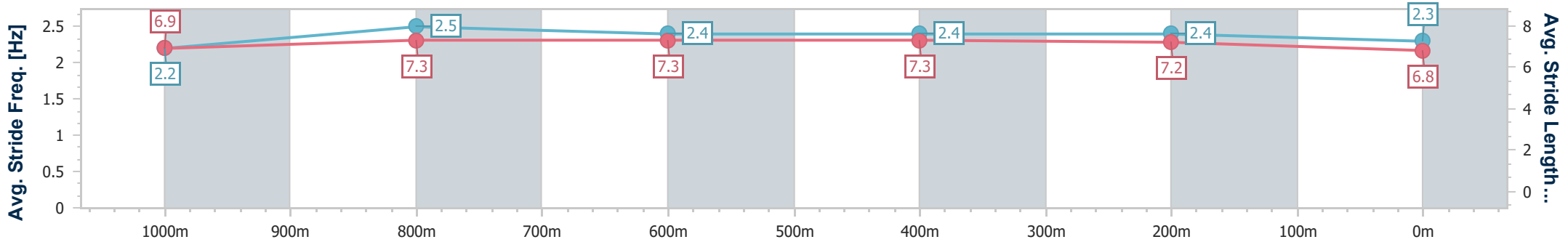
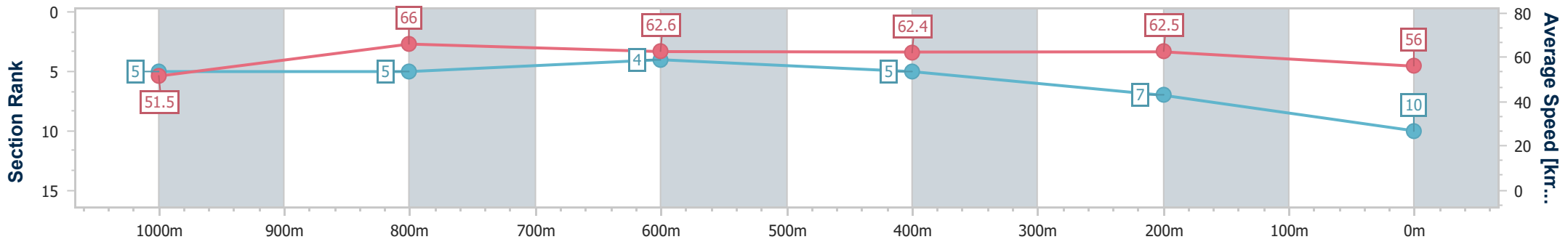
Race 6: COASTLINE BMW BENCHMARK 58 Handicap - 1200m



10 November 2024 - 15:40

Track Rating: Good 4, Weather: Overcast, Rail Position: +8m Entire

Section	Overall	1000m	800m	600m	400m	200m
Section Times	1:12.68 [10] (0:14.05)	0:58.63 [5] (0:11.02)	0:47.61 [5] (0:11.62)	0:35.99 [4] (0:11.65)	0:24.34 [5] (0:11.51)	0:12.83 [7] (0:12.83)
Average Speed [km/h]	51.5	66.0	62.6	62.4	62.5	56.0
Top Speed [km/h]	66.7	67.8	64.1	63.6	63.7	60.2
Avg. Dist. to Rail [m]	10.8	4.4	2.3	1.2	3.9	5.3
Avg. Stride Freq. [Hz]	2.2	2.5	2.4	2.4	2.4	2.3
Avg. Stride Length [m]	6.9	7.3	7.3	7.3	7.2	6.8



- [] Ranking at each section and finish
- .-.- No data available at this section
- NA No data available



Horse/Jockey Name	Arquera
Final Rank	11
Fastest Section Time (Section)	0:11.37 (400m)
Top Speed [km/h] (Section)	64.8 (400m)
Race State	Finished



Sunshine Coast QLD Professional

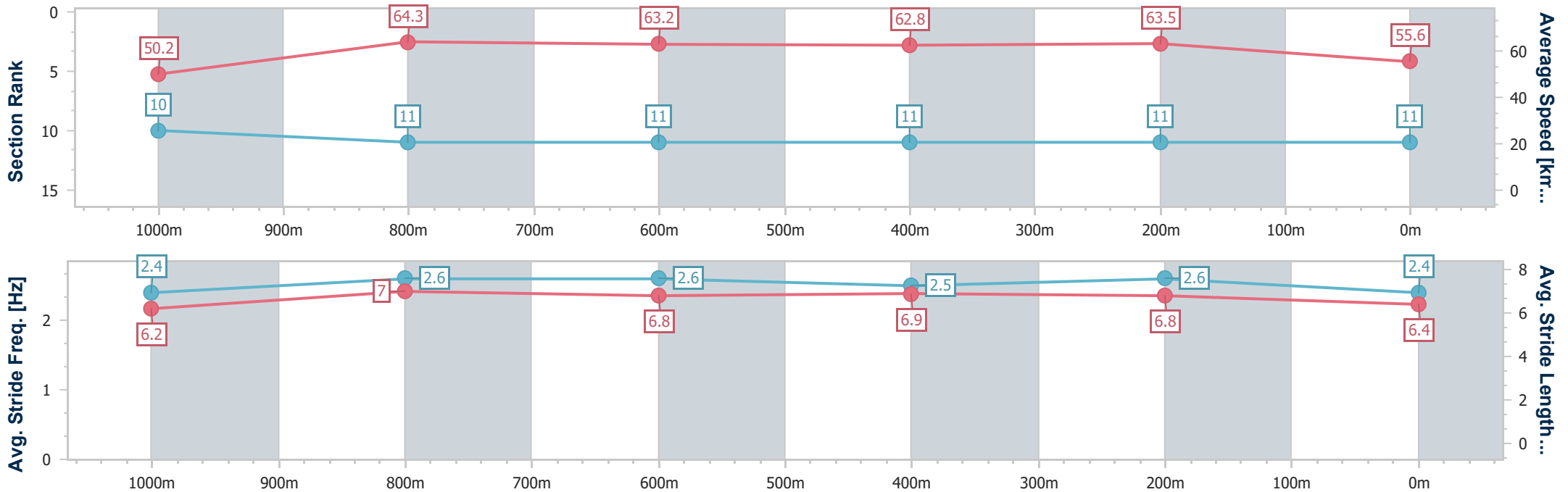
Race 6: COASTLINE BMW BENCHMARK 58 Handicap - 1200m



10 November 2024 - 15:40

Track Rating: Good 4, Weather: Overcast, Rail Position: +8m Entire

Section	Overall	1000m	800m	600m	400m	200m
Section Times	1:13.39 [11] (0:14.30)	0:59.09 [10] (0:11.40)	0:47.69 [11] (0:11.71)	0:35.98 [11] (0:11.65)	0:24.33 [11] (0:11.37)	0:12.96 [11] (0:12.96)
Average Speed [km/h]	50.2	64.3	63.2	62.8	63.5	55.6
Top Speed [km/h]	63.7	64.7	64.5	64.2	64.8	60.8
Avg. Dist. to Rail [m]	7.9	4.9	5.1	2.9	4.9	5.3
Avg. Stride Freq. [Hz]	2.4	2.6	2.6	2.5	2.6	2.4
Avg. Stride Length [m]	6.2	7.0	6.8	6.9	6.8	6.4



- [] Ranking at each section and finish
- .-.- No data available at this section
- NA No data available



Sunshine Coast QLD Professional
Race 7: PICKERING BOOKKEEPING & ACCOUNTING SERVICES Maiden
Handicap - 1400m
10 November 2024 - 16:24



Track Rating: Good 4, Weather: Overcast, Rail Position: +8m Entire

Section		Overall	1200m	1000m	800m	600m	400m	Last 600m				
Field Times		1:25.22 (0:13.68)	1:11.54 (0:11.46)	1:00.08 (0:11.91)	0:48.17 (0:12.04)	0:36.13 (0:11.83)	0:24.30 (0:11.88)	0:36.13				
Rank	TAB Horse/Jockey	Barrier	Top Speed [km/h]	Fastest Section	Distance Travelled [m]							
1	15 STATE A FACT Kyle Wilson-Taylor	5	64.0	0:11.50	1:25.22 [1] (0:13.93)	1:11.29 [2] (0:11.50)	0:59.79 [3] (0:11.93)	0:47.86 [4] (0:12.10)	0:35.76 [5] (0:11.79)	0:23.97 [5] (0:11.70)	0:35.76	
2	6 SNOW SHOW Jace McMurray	12	65.4	0:11.44	1:25.45 [2] (0:14.05)	1:11.40 [5] (0:11.44)	0:59.96 [5] (0:11.86)	0:48.10 [3] (0:11.98)	0:36.12 [3] (0:11.70)	0:24.42 [3] (0:11.79)	0:36.12	+1
3	11 RUMBLING AWAY Nikita Beriman	11	65.2	0:11.51	1:25.65 [3] (0:14.26)	1:11.39 [7] (0:11.51)	0:59.88 [7] (0:11.88)	0:48.00 [6] (0:12.03)	0:35.97 [6] (0:11.70)	0:24.27 [6] (0:11.67)	0:35.97	+1
4	14 KELLISA Jai Williams	10	66.1	0:11.33	1:25.68 [4] (0:13.93)	1:11.75 [3] (0:11.33)	1:00.42 [2] (0:11.91)	0:48.51 [2] (0:12.00)	0:36.51 [2] (0:11.82)	0:24.69 [2] (0:11.81)	0:36.51	-2
5	5 READY LIGHTLY Cejay Graham	2	63.8	0:11.54	1:25.77 [5] (0:14.21)	1:11.56 [6] (0:11.54)	1:00.02 [6] (0:11.96)	0:48.06 [7] (0:11.98)	0:36.08 [7] (0:11.73)	0:24.35 [7] (0:11.79)	0:36.08	-2
6	3 AMADOR Corey Bayliss	3	63.5	0:11.59	1:25.80 [6] (0:14.60)	1:11.20 [11] (0:11.59)	0:59.61 [10] (0:11.88)	0:47.73 [8] (0:11.86)	0:35.87 [8] (0:11.60)	0:24.27 [8] (0:11.68)	0:35.87	-4
7	10 CAESAR CAKE Cody Collis	6	63.9	0:11.53	1:25.86 [7] (0:14.39)	1:11.47 [9] (0:11.96)	0:59.51 [11] (0:12.03)	0:47.48 [12] (0:11.94)	0:35.54 [12] (0:11.58)	0:23.96 [10] (0:11.53)	0:35.54	-1
8	9 MISSILE AWAY Dale Smith	13	63.4	0:11.58	1:25.94 [8] (0:14.52)	1:11.42 [10] (0:11.62)	0:59.80 [9] (0:12.09)	0:47.71 [10] (0:11.89)	0:35.82 [9] (0:11.58)	0:24.24 [9] (0:11.71)	0:35.82	+2
9	8 MIGRATORY Micheal Hellyer	14	62.9	0:11.72	1:26.55 [9] (0:14.68)	1:11.87 [12] (0:11.91)	0:59.96 [13] (0:12.08)	0:47.88 [13] (0:11.92)	0:35.96 [13] (0:11.78)	0:24.18 [13] (0:11.72)	0:35.96	-3
10	1 I AM ETOILE Mark Du Plessis	9	62.7	0:11.68	1:26.57 [10] (0:14.79)	1:11.78 [13] (0:11.72)	1:00.06 [12] (0:11.83)	0:48.23 [11] (0:11.89)	0:36.34 [11] (0:11.68)	0:24.66 [11] (0:11.99)	0:36.34	-5

Scratched: Antilles (#16), Cheerful Cat (#7), Pride Of Ice (#4), Zephalong (#17)

[] Ranking at each section and finish
 -:-:- No data available at this section
 NA No data available
 SCN Saddle cloth number
 DNF Did not finish
 DNT Did not track



Sunshine Coast QLD Professional
Race 7: PICKERING BOOKKEEPING & ACCOUNTING SERVICES Maiden
Handicap - 1400m
10 November 2024 - 16:24



Track Rating: Good 4, Weather: Overcast, Rail Position: +8m Entire

Section		Overall	1200m	1000m	800m	600m	400m	Last 600m				
Field Times		1:25.22 (0:13.68)	1:11.54 (0:11.46)	1:00.08 (0:11.91)	0:48.17 (0:12.04)	0:36.13 (0:11.83)	0:24.30 (0:11.88)	0:36.13				
Rank	TAB Horse/Jockey	Barrier	Top Speed [km/h]	Fastest Section	Distance Travelled [m]							
11	2 FLASH ONE HEY Ron Stewart	1	63.9 1200m	0:11.48 1200m	1:26.76 [11] (0:13.97)	1:12.79 [4] (0:11.48)	1:01.31 [4] (0:11.95)	0:49.36 [5] (0:11.96)	0:37.40 [4] (0:11.78)	0:25.62 [4] (0:12.30)	0:37.40	-4
12	13 VICTOIRE D'AMOUR Jake Bayliss	7	63.5 1200m	0:11.46 1200m	1:27.11 [12] (0:13.68)	1:13.43 [1] (0:11.46)	1:01.97 [1] (0:11.91)	0:50.06 [1] (0:12.04)	0:38.02 [1] (0:11.83)	0:26.19 [1] (0:12.37)	0:38.02	-3
13	12 ZONTO WILBERFORCE Justin Stanley	4	63.3 1200m	0:11.74 1200m	1:27.21 [13] (0:14.27)	1:12.94 [8] (0:11.74)	1:01.20 [8] (0:12.13)	0:49.07 [9] (0:12.06)	0:37.01 [10] (0:11.87)	0:25.14 [12] (0:12.07)	0:37.01	+2

Scratched: Antilles (#16), Cheerful Cat (#7), Pride Of Ice (#4), Zephalong (#17)

[] Ranking at each section and finish
 -:-:- No data available at this section
 NA No data available

SCN Saddle cloth number
 DNF Did not finish
 DNT Did not track



Sunshine Coast QLD Professional
Race 7: PICKERING BOOKKEEPING & ACCOUNTING SERVICES Maiden
Handicap - 1400m
10 November 2024 - 16:24



Track Rating: Good 4, Weather: Overcast, Rail Position: +8m Entire

Section							200m			Last 600m
Field Times							0:12.42 (0:12.42)			0:36.13
Rank	TAB	Horse/Jockey	Barrier	Top Speed [km/h]	Fastest Section	Margin			Distance Travelled [m]	
1	15	STATE A FACT Kyle Wilson-Taylor	5	64.0	0:11.50 Overall 1200m	0:12.27 [3] (0:12.27)	1:25.22			0:35.76
2	6	SNOW SHOW Jace McMurray	12	65.4	0:11.44 Overall 1200m	0:12.63 [2] (0:12.63)	1.3L			0:36.12 +1
3	11	RUMBLING AWAY Nikita Beriman	11	65.2	0:11.51 1200m 1200m	0:12.60 [4] (0:12.60)	2.3L			0:35.97 +1
4	14	KELLISA Jai Williams	10	66.1	0:11.33 1200m 1200m	0:12.88 [1] (0:12.88)	2.5L			0:36.51 -2
5	5	READY LIGHTLY Cejay Graham	2	63.8	0:11.54 Overall 1200m	0:12.56 [5] (0:12.56)	2.9L			0:36.08 -2
6	3	AMADOR Corey Bayliss	3	63.5	0:11.59 1200m 1200m	0:12.59 [6] (0:12.59)	3L			0:35.87 -4
7	10	CAESAR CAKE Cody Collis	6	63.9	0:11.53 600m 400m	0:12.43 [9] (0:12.43)	3.3L			0:35.54 -1
8	9	MISSILE AWAY Dale Smith	13	63.4	0:11.58 800m 600m	0:12.53 [8] (0:12.53)	3.6L			0:35.82 +2
9	8	MIGRATORY Micheal Hellyer	14	62.9	0:11.72 600m 400m	0:12.46 [12] (0:12.46)	7.1L			0:35.96 -3
10	1	I AM ETOILE Mark Du Plessis	9	62.7	0:11.68 1200m 600m	0:12.67 [11] (0:12.67)	7.2L			0:36.34 -5

Scratched: Antilles (#16), Cheerful Cat (#7), Pride Of Ice (#4), Zephalong (#17)

[] Ranking at each section and finish
 -:-:- No data available at this section
 NA No data available

SCN Saddle cloth number
 DNF Did not finish
 DNT Did not track



Sunshine Coast QLD Professional
Race 7: PICKERING BOOKKEEPING & ACCOUNTING SERVICES Maiden
Handicap - 1400m
10 November 2024 - 16:24



Track Rating: Good 4, Weather: Overcast, Rail Position: +8m Entire

Section				200m				Last 600m		
Field Times				0:12.42 (0:12.42)				0:36.13		
Rank	TAB	Horse/Jockey	Barrier	Top Speed [km/h]	Fastest Section	Margin			Distance Travelled [m]	
11	2	FLASH ONE HEY	1	63.9	0:11.48	0:13.32 [10]	8.2L		0:37.40	-4
		Ron Stewart		1200m	1200m	(0:13.32)				
12	13	VICTOIRE D'AMOUR	7	63.5	0:11.46	0:13.82 [7]	10.2L		0:38.02	-3
		Jake Bayliss		1200m	1200m	(0:13.82)				
13	12	ZONTO WILBERFORCE	4	63.3	0:11.74	0:13.07 [13]	10.7L		0:37.01	+2
		Justin Stanley		1200m	1200m	(0:13.07)				

Scratched: Antilles (#16), Cheerful Cat (#7), Pride Of Ice (#4), Zephalong (#17)

[] Ranking at each section and finish
 -:-:- No data available at this section
 NA No data available

SCN Saddle cloth number
 DNF Did not finish
 DNT Did not track



Horse/Jockey Name	State A Fact
Final Rank	1
Fastest Section Time (Section)	0:11.50 (1200m)
Top Speed [km/h] (Section)	64.0 (Overall)
Race State	Finished



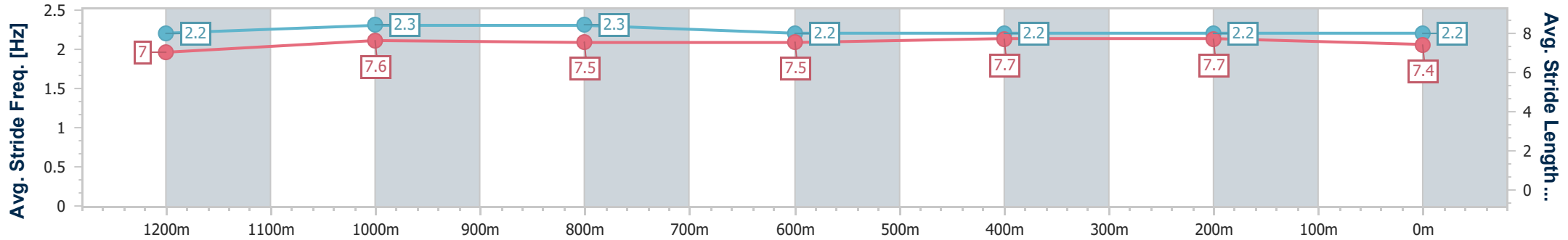
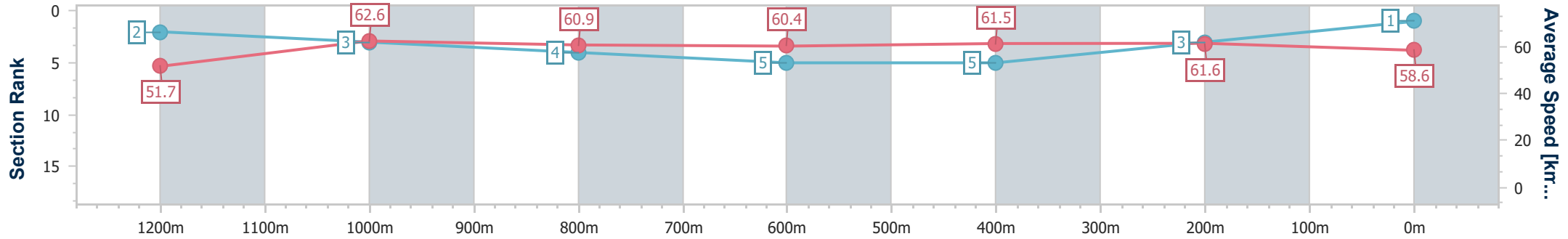
Sunshine Coast QLD Professional
 Race 7: PICKERING BOOKKEEPING & ACCOUNTING
 SERVICES Maiden Handicap - 1400m



10 November 2024 - 16:24

Track Rating: Good 4, Weather: Overcast, Rail Position: +8m Entire

Section	Overall	1200m	1000m	800m	600m	400m	200m
Section Times	1:25.22 [1] (0:13.93)	1:11.29 [2] (0:11.50)	0:59.79 [3] (0:11.93)	0:47.86 [4] (0:12.10)	0:35.76 [5] (0:11.79)	0:23.97 [5] (0:11.70)	0:12.27 [3] (0:12.27)
Average Speed [km/h]	51.7	62.6	60.9	60.4	61.5	61.6	58.6
Top Speed [km/h]	64.0	63.7	61.8	61.4	62.6	63.2	60.4
Avg. Dist. to Rail [m]	5.8	3.4	2.8	2.7	1.3	1.7	2.8
Avg. Stride Freq. [Hz]	2.2	2.3	2.3	2.2	2.2	2.2	2.2
Avg. Stride Length [m]	7.0	7.6	7.5	7.5	7.7	7.7	7.4



- [] Ranking at each section and finish
- .-.- No data available at this section
- NA No data available



Horse/Jockey Name	Snow Show
Final Rank	2
Fastest Section Time (Section)	0:11.44 (1200m)
Top Speed [km/h] (Section)	65.4 (Overall)
Race State	Finished



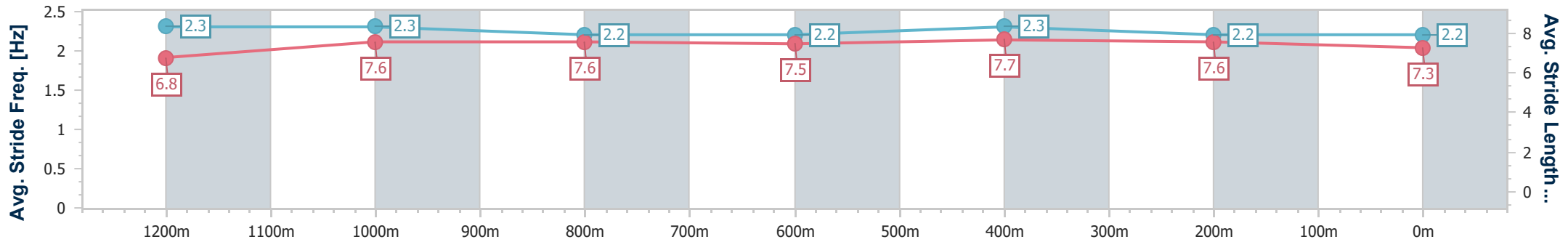
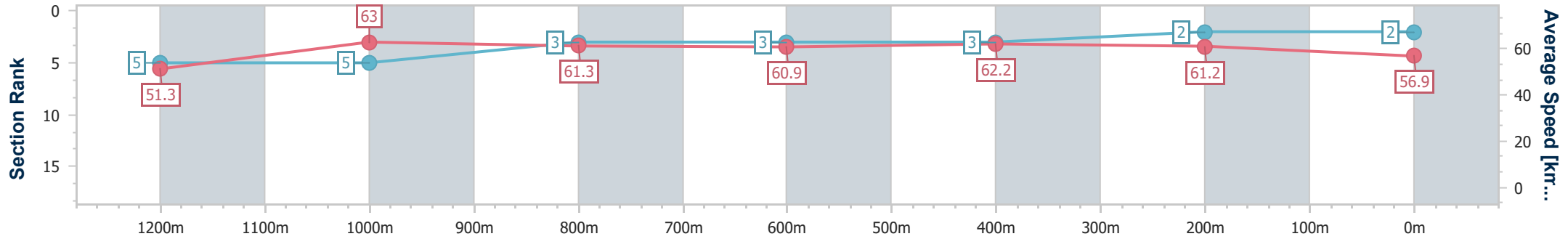
Sunshine Coast QLD Professional
 Race 7: PICKERING BOOKKEEPING & ACCOUNTING
 SERVICES Maiden Handicap - 1400m



10 November 2024 - 16:24

Track Rating: Good 4, Weather: Overcast, Rail Position: +8m Entire

Section	Overall	1200m	1000m	800m	600m	400m	200m
Section Times	1:25.45 [2] (0:14.05)	1:11.40 [5] (0:11.44)	0:59.96 [5] (0:11.86)	0:48.10 [3] (0:11.98)	0:36.12 [3] (0:11.70)	0:24.42 [3] (0:11.79)	0:12.63 [2] (0:12.63)
Average Speed [km/h]	51.3	63.0	61.3	60.9	62.2	61.2	56.9
Top Speed [km/h]	65.4	65.0	62.0	62.9	63.7	62.5	59.4
Avg. Dist. to Rail [m]	11.8	5.0	3.2	2.3	2.3	3.4	4.0
Avg. Stride Freq. [Hz]	2.3	2.3	2.2	2.2	2.3	2.2	2.2
Avg. Stride Length [m]	6.8	7.6	7.6	7.5	7.7	7.6	7.3



- [] Ranking at each section and finish
- .-.- No data available at this section
- NA No data available



Horse/Jockey Name	Rumbling Away
Final Rank	3
Fastest Section Time (Section)	0:11.51 (1200m)
Top Speed [km/h] (Section)	65.2 (1200m)
Race State	Finished



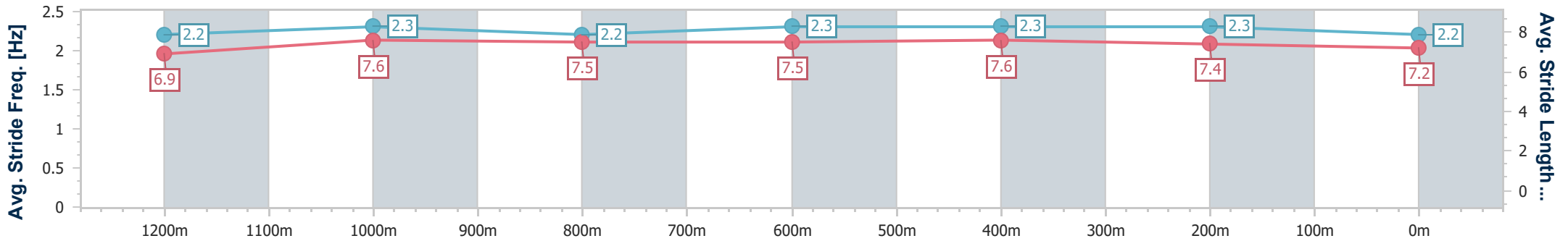
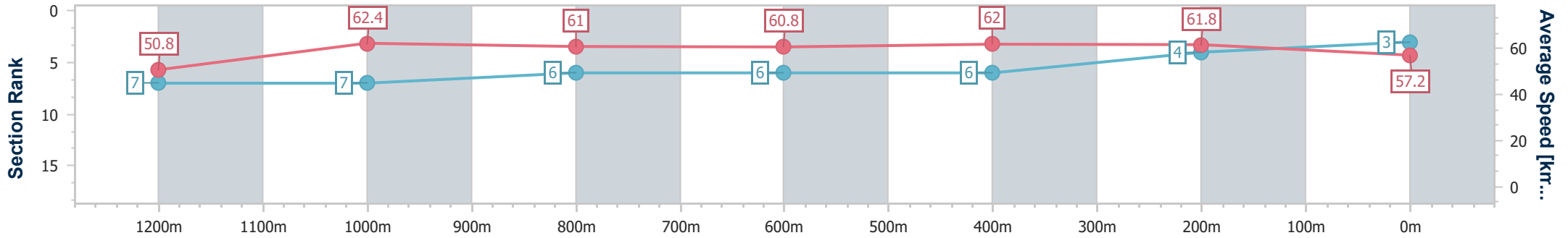
Sunshine Coast QLD Professional
 Race 7: PICKERING BOOKKEEPING & ACCOUNTING
 SERVICES Maiden Handicap - 1400m



10 November 2024 - 16:24

Track Rating: Good 4, Weather: Overcast, Rail Position: +8m Entire

Section	Overall	1200m	1000m	800m	600m	400m	200m
Section Times	1:25.65 [3] (0:14.26)	1:11.39 [7] (0:11.51)	0:59.88 [7] (0:11.88)	0:48.00 [6] (0:12.03)	0:35.97 [6] (0:11.70)	0:24.27 [6] (0:11.67)	0:12.60 [4] (0:12.60)
Average Speed [km/h]	50.8	62.4	61.0	60.8	62.0	61.8	57.2
Top Speed [km/h]	64.7	65.2	62.0	62.1	62.7	63.1	60.0
Avg. Dist. to Rail [m]	8.7	2.3	2.3	2.7	1.6	2.6	5.2
Avg. Stride Freq. [Hz]	2.2	2.3	2.2	2.3	2.3	2.3	2.2
Avg. Stride Length [m]	6.9	7.6	7.5	7.5	7.6	7.4	7.2



- [] Ranking at each section and finish
- .-.- No data available at this section
- NA No data available



Horse/Jockey Name	Kellisa
Final Rank	4
Fastest Section Time (Section)	0:11.33 (1200m)
Top Speed [km/h] (Section)	66.1 (1200m)
Race State	Finished



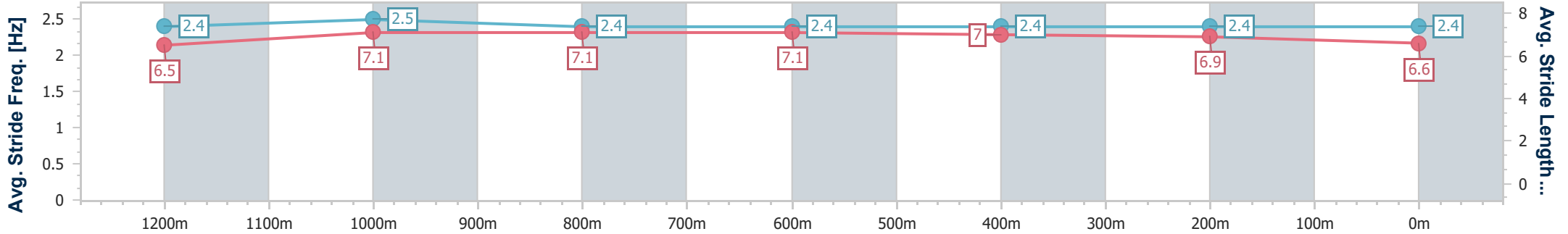
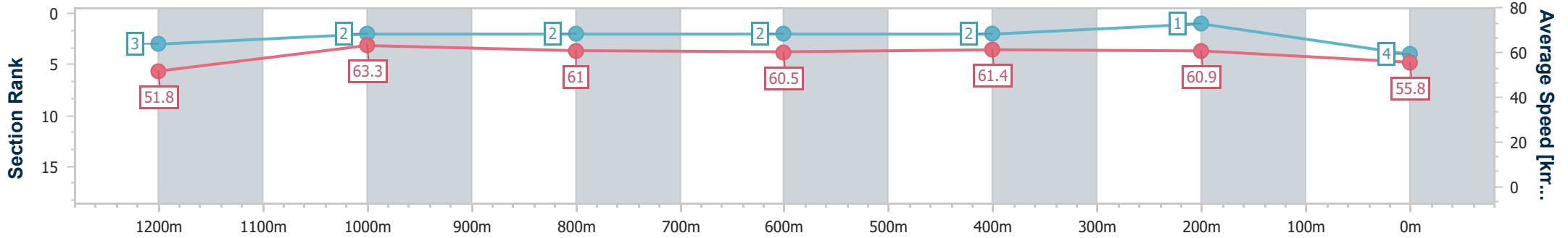
Sunshine Coast QLD Professional
 Race 7: PICKERING BOOKKEEPING & ACCOUNTING
 SERVICES Maiden Handicap - 1400m



10 November 2024 - 16:24

Track Rating: Good 4, Weather: Overcast, Rail Position: +8m Entire

Section	Overall	1200m	1000m	800m	600m	400m	200m
Section Times	1:25.68 [4] (0:13.93)	1:11.75 [3] (0:11.33)	1:00.42 [2] (0:11.91)	0:48.51 [2] (0:12.00)	0:36.51 [2] (0:11.82)	0:24.69 [2] (0:11.81)	0:12.88 [1] (0:12.88)
Average Speed [km/h]	51.8	63.3	61.0	60.5	61.4	60.9	55.8
Top Speed [km/h]	66.1	66.1	62.4	61.8	62.4	62.6	59.7
Avg. Dist. to Rail [m]	8.7	3.8	2.6	1.5	1.0	1.8	1.4
Avg. Stride Freq. [Hz]	2.4	2.5	2.4	2.4	2.4	2.4	2.4
Avg. Stride Length [m]	6.5	7.1	7.1	7.1	7.0	6.9	6.6



- [] Ranking at each section and finish
- .-.- No data available at this section
- NA No data available



Horse/Jockey Name	Ready Lightly
Final Rank	5
Fastest Section Time (Section)	0:11.54 (1200m)
Top Speed [km/h] (Section)	63.8 (Overall)
Race State	Finished



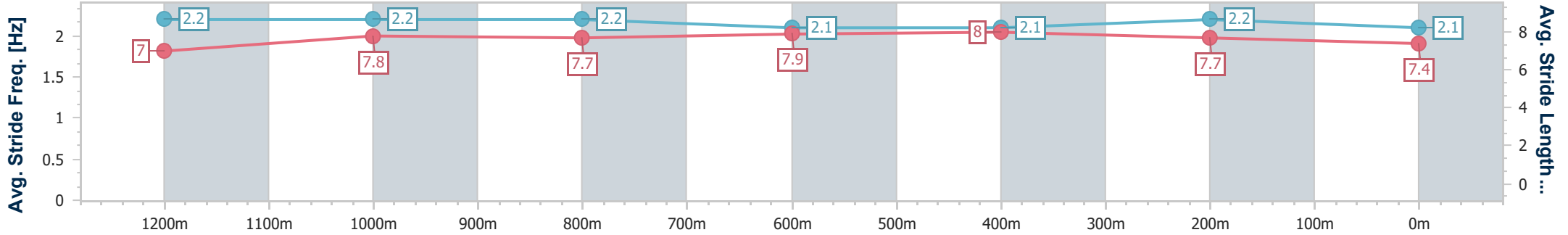
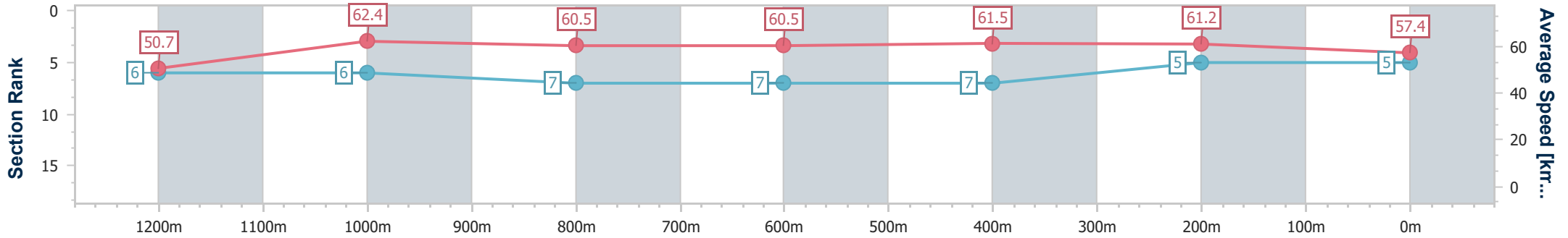
Sunshine Coast QLD Professional
 Race 7: PICKERING BOOKKEEPING & ACCOUNTING
 SERVICES Maiden Handicap - 1400m



10 November 2024 - 16:24

Track Rating: Good 4, Weather: Overcast, Rail Position: +8m Entire

Section	Overall	1200m	1000m	800m	600m	400m	200m
Section Times	1:25.77 [5] (0:14.21)	1:11.56 [6] (0:11.54)	1:00.02 [6] (0:11.96)	0:48.06 [7] (0:11.98)	0:36.08 [7] (0:11.73)	0:24.35 [7] (0:11.79)	0:12.56 [5] (0:12.56)
Average Speed [km/h]	50.7	62.4	60.5	60.5	61.5	61.2	57.4
Top Speed [km/h]	63.8	63.4	61.5	62.0	62.3	62.0	59.4
Avg. Dist. to Rail [m]	3.1	2.3	2.1	1.3	0.4	2.3	3.0
Avg. Stride Freq. [Hz]	2.2	2.2	2.2	2.1	2.1	2.2	2.1
Avg. Stride Length [m]	7.0	7.8	7.7	7.9	8.0	7.7	7.4



- [] Ranking at each section and finish
- .-.- No data available at this section
- NA No data available



Horse/Jockey Name	Amador
Final Rank	6
Fastest Section Time (Section)	0:11.59 (1200m)
Top Speed [km/h] (Section)	63.5 (1200m)
Race State	Finished



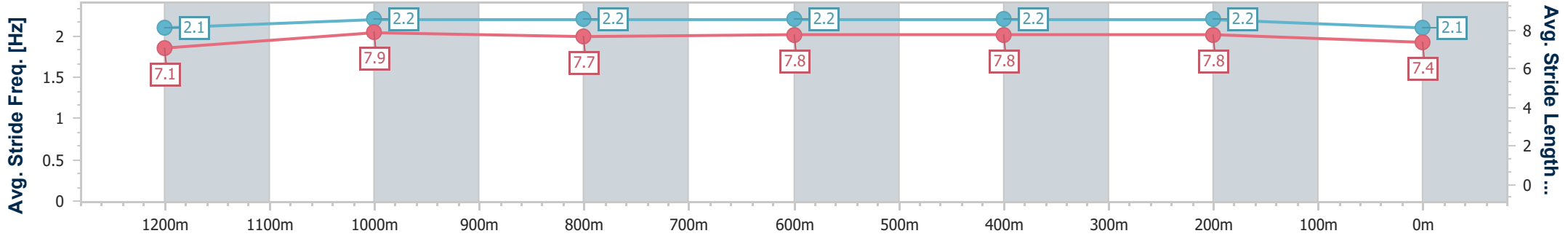
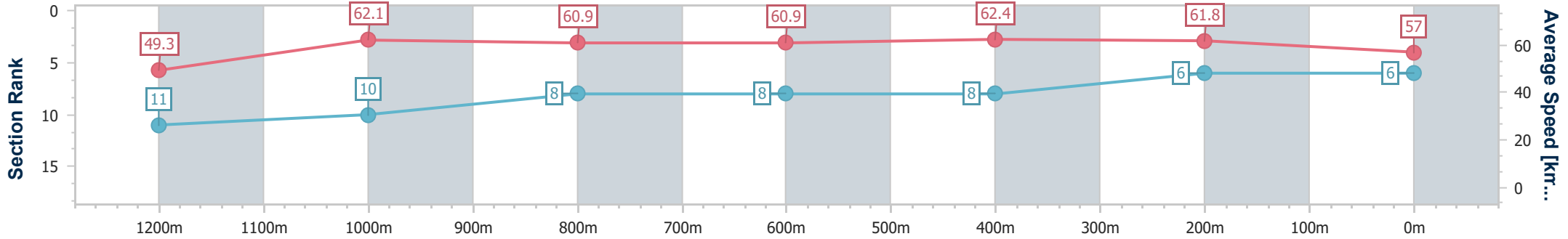
Sunshine Coast QLD Professional
 Race 7: PICKERING BOOKKEEPING & ACCOUNTING
 SERVICES Maiden Handicap - 1400m



10 November 2024 - 16:24

Track Rating: Good 4, Weather: Overcast, Rail Position: +8m Entire

Section	Overall	1200m	1000m	800m	600m	400m	200m
Section Times	1:25.80 [6] (0:14.60)	1:11.20 [11] (0:11.59)	0:59.61 [10] (0:11.88)	0:47.73 [8] (0:11.86)	0:35.87 [8] (0:11.60)	0:24.27 [8] (0:11.68)	0:12.59 [6] (0:12.59)
Average Speed [km/h]	49.3	62.1	60.9	60.9	62.4	61.8	57.0
Top Speed [km/h]	61.7	63.5	61.6	62.0	63.1	62.8	59.6
Avg. Dist. to Rail [m]	3.9	2.3	1.4	0.3	1.4	4.8	7.1
Avg. Stride Freq. [Hz]	2.1	2.2	2.2	2.2	2.2	2.2	2.1
Avg. Stride Length [m]	7.1	7.9	7.7	7.8	7.8	7.8	7.4



- [] Ranking at each section and finish
- .-.- No data available at this section
- NA No data available



Horse/Jockey Name	Caesar Cake
Final Rank	7
Fastest Section Time (Section)	0:11.53 (400m)
Top Speed [km/h] (Section)	63.9 (600m)
Race State	Finished



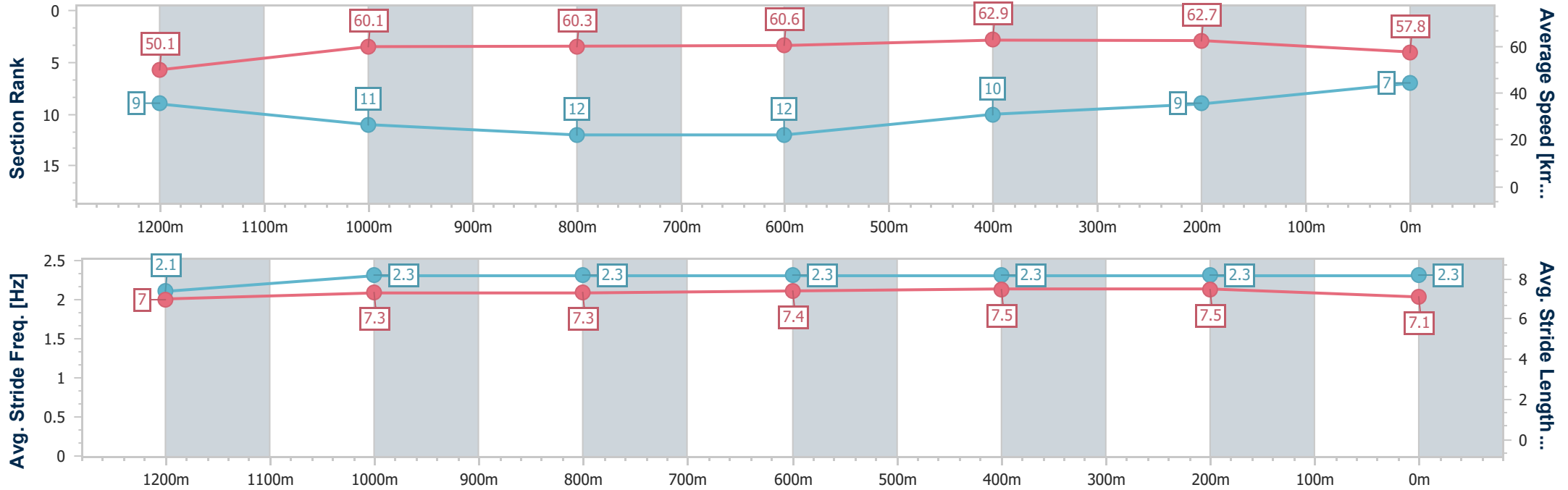
Sunshine Coast QLD Professional
 Race 7: PICKERING BOOKKEEPING & ACCOUNTING
 SERVICES Maiden Handicap - 1400m



10 November 2024 - 16:24

Track Rating: Good 4, Weather: Overcast, Rail Position: +8m Entire

Section	Overall	1200m	1000m	800m	600m	400m	200m
Section Times	1:25.86 [7] (0:14.39)	1:11.47 [9] (0:11.96)	0:59.51 [11] (0:12.03)	0:47.48 [12] (0:11.94)	0:35.54 [12] (0:11.58)	0:23.96 [10] (0:11.53)	0:12.43 [9] (0:12.43)
Average Speed [km/h]	50.1	60.1	60.3	60.6	62.9	62.7	57.8
Top Speed [km/h]	61.9	61.9	61.3	62.7	63.9	63.6	61.0
Avg. Dist. to Rail [m]	6.2	3.5	2.4	0.8	2.3	6.8	9.0
Avg. Stride Freq. [Hz]	2.1	2.3	2.3	2.3	2.3	2.3	2.3
Avg. Stride Length [m]	7.0	7.3	7.3	7.4	7.5	7.5	7.1



- [] Ranking at each section and finish
- .-.- No data available at this section
- NA No data available



Horse/Jockey Name	Missile Away
Final Rank	8
Fastest Section Time (Section)	0:11.58 (600m)
Top Speed [km/h] (Section)	63.4 (800m)
Race State	Finished



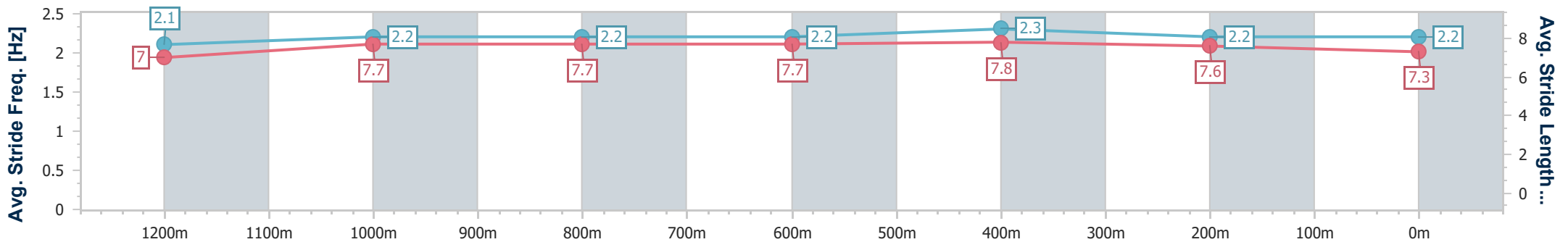
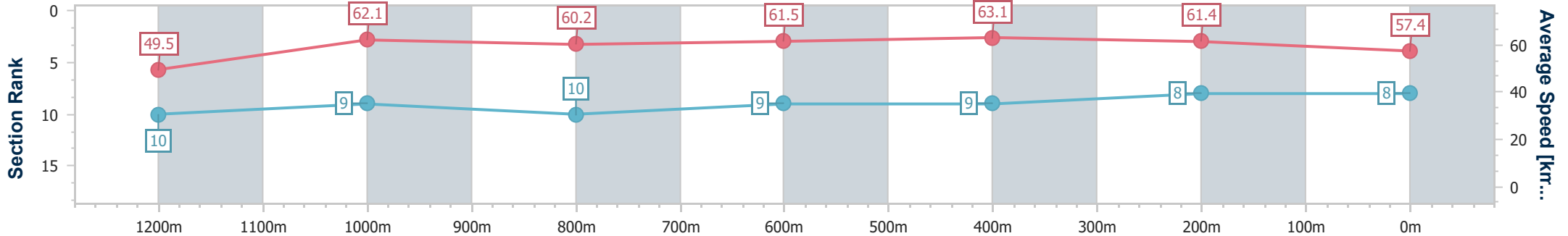
Sunshine Coast QLD Professional
 Race 7: PICKERING BOOKKEEPING & ACCOUNTING
 SERVICES Maiden Handicap - 1400m



10 November 2024 - 16:24

Track Rating: Good 4, Weather: Overcast, Rail Position: +8m Entire

Section	Overall	1200m	1000m	800m	600m	400m	200m
Section Times	1:25.94 [8] (0:14.52)	1:11.42 [10] (0:11.62)	0:59.80 [9] (0:12.09)	0:47.71 [10] (0:11.89)	0:35.82 [9] (0:11.58)	0:24.24 [9] (0:11.71)	0:12.53 [8] (0:12.53)
Average Speed [km/h]	49.5	62.1	60.2	61.5	63.1	61.4	57.4
Top Speed [km/h]	62.1	62.9	60.8	63.4	63.4	63.3	59.8
Avg. Dist. to Rail [m]	10.8	4.6	3.7	2.9	2.2	5.8	6.3
Avg. Stride Freq. [Hz]	2.1	2.2	2.2	2.2	2.3	2.2	2.2
Avg. Stride Length [m]	7.0	7.7	7.7	7.7	7.8	7.6	7.3



- [] Ranking at each section and finish
- .-.- No data available at this section
- NA No data available



Horse/Jockey Name	Migratory
Final Rank	9
Fastest Section Time (Section)	0:11.72 (400m)
Top Speed [km/h] (Section)	62.9 (600m)
Race State	Finished



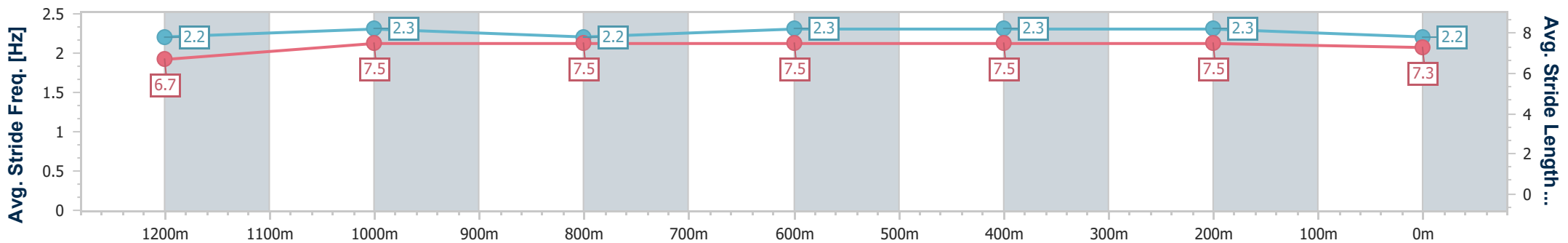
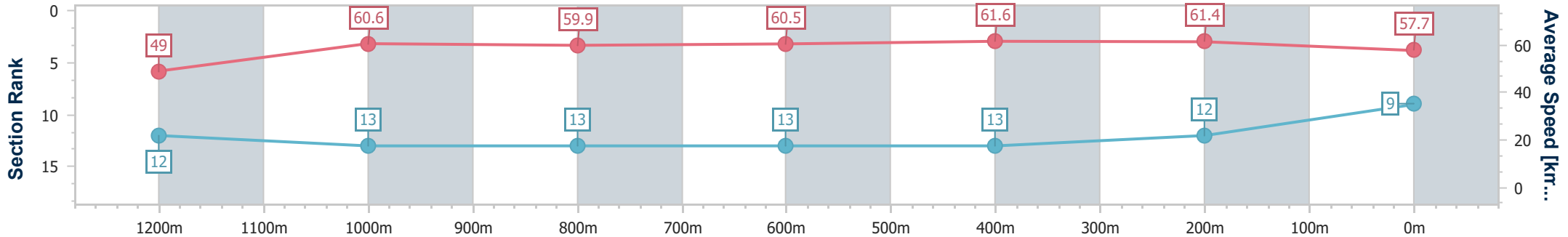
Sunshine Coast QLD Professional
 Race 7: PICKERING BOOKKEEPING & ACCOUNTING
 SERVICES Maiden Handicap - 1400m



10 November 2024 - 16:24

Track Rating: Good 4, Weather: Overcast, Rail Position: +8m Entire

Section	Overall	1200m	1000m	800m	600m	400m	200m
Section Times	1:26.55 [9] (0:14.68)	1:11.87 [12] (0:11.91)	0:59.96 [13] (0:12.08)	0:47.88 [13] (0:11.92)	0:35.96 [13] (0:11.78)	0:24.18 [13] (0:11.72)	0:12.46 [12] (0:12.46)
Average Speed [km/h]	49.0	60.6	59.9	60.5	61.6	61.4	57.7
Top Speed [km/h]	60.1	61.3	60.5	61.7	62.9	62.6	60.3
Avg. Dist. to Rail [m]	11.5	3.8	1.9	0.6	1.2	4.2	5.3
Avg. Stride Freq. [Hz]	2.2	2.3	2.2	2.3	2.3	2.3	2.2
Avg. Stride Length [m]	6.7	7.5	7.5	7.5	7.5	7.5	7.3



- [] Ranking at each section and finish
- .-.- No data available at this section
- NA No data available



Horse/Jockey Name	I Am Etoile
Final Rank	10
Fastest Section Time (Section)	0:11.68 (600m)
Top Speed [km/h] (Section)	62.7 (1200m)
Race State	Finished



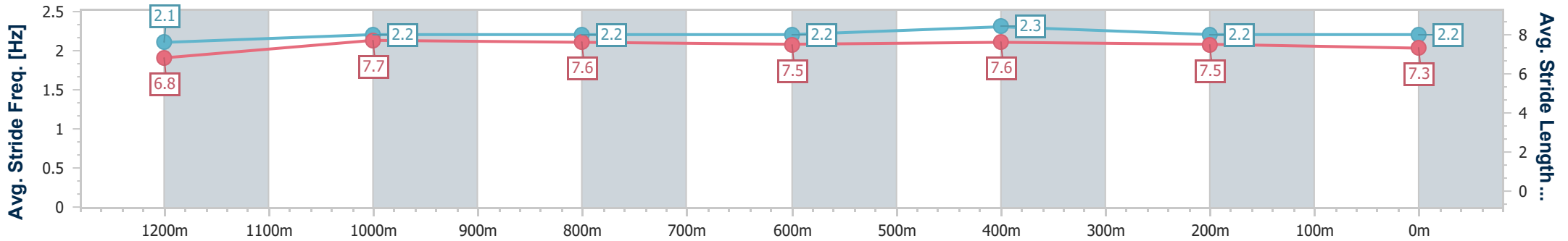
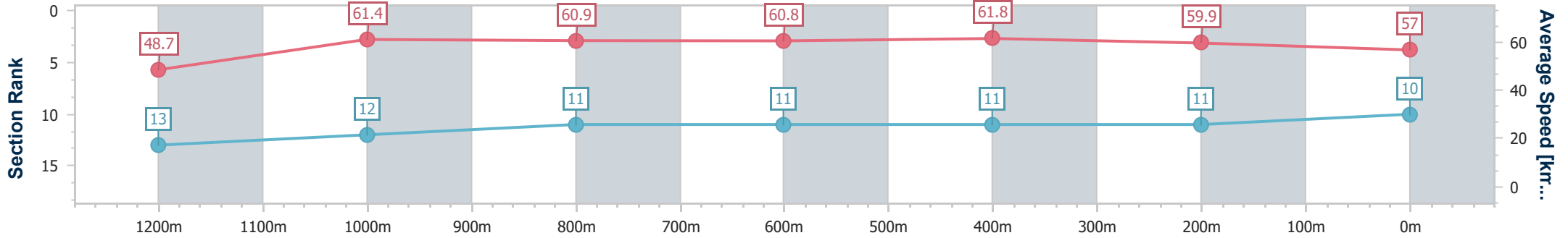
Sunshine Coast QLD Professional
 Race 7: PICKERING BOOKKEEPING & ACCOUNTING
 SERVICES Maiden Handicap - 1400m



10 November 2024 - 16:24

Track Rating: Good 4, Weather: Overcast, Rail Position: +8m Entire

Section	Overall	1200m	1000m	800m	600m	400m	200m
Section Times	1:26.57 [10] (0:14.79)	1:11.78 [13] (0:11.72)	1:00.06 [12] (0:11.83)	0:48.23 [11] (0:11.89)	0:36.34 [11] (0:11.68)	0:24.66 [11] (0:11.99)	0:12.67 [11] (0:12.67)
Average Speed [km/h]	48.7	61.4	60.9	60.8	61.8	59.9	57.0
Top Speed [km/h]	62.4	62.7	61.7	62.4	62.1	62.5	58.5
Avg. Dist. to Rail [m]	6.5	1.9	1.4	0.3	0.3	0.3	0.3
Avg. Stride Freq. [Hz]	2.1	2.2	2.2	2.2	2.3	2.2	2.2
Avg. Stride Length [m]	6.8	7.7	7.6	7.5	7.6	7.5	7.3



- [] Ranking at each section and finish
- .-.- No data available at this section
- NA No data available



Horse/Jockey Name	Flash One Hey
Final Rank	11
Fastest Section Time (Section)	0:11.48 (1200m)
Top Speed [km/h] (Section)	63.9 (1200m)
Race State	Finished



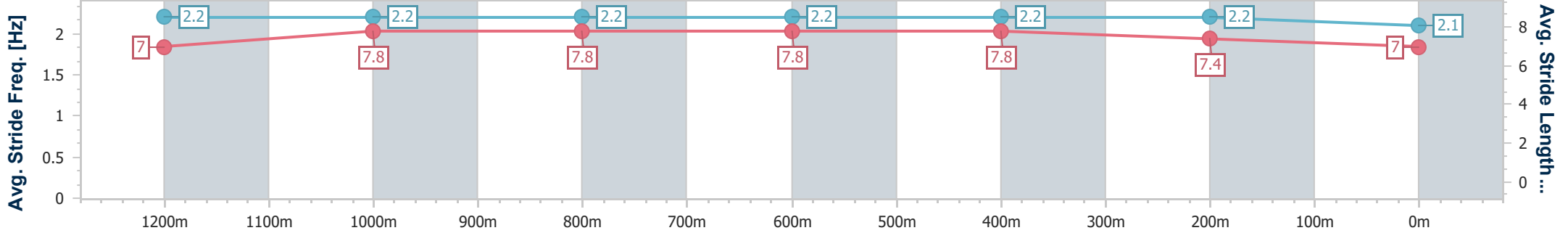
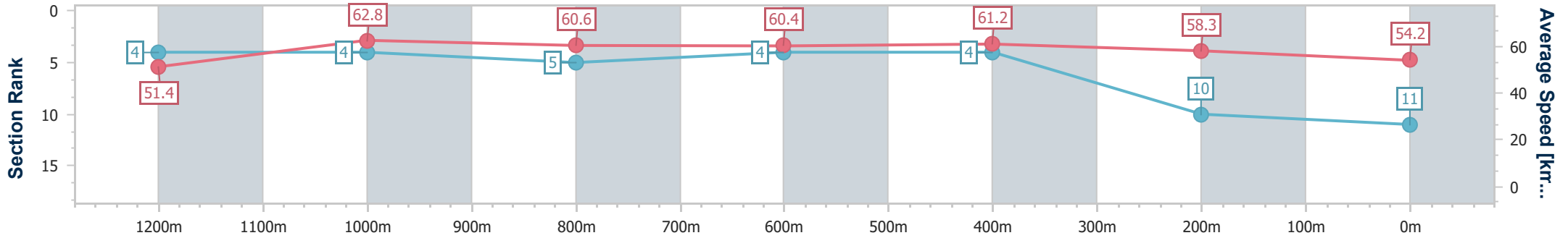
Sunshine Coast QLD Professional
 Race 7: PICKERING BOOKKEEPING & ACCOUNTING
 SERVICES Maiden Handicap - 1400m



10 November 2024 - 16:24

Track Rating: Good 4, Weather: Overcast, Rail Position: +8m Entire

Section	Overall	1200m	1000m	800m	600m	400m	200m
Section Times	1:26.76 [11] (0:13.97)	1:12.79 [4] (0:11.48)	1:01.31 [4] (0:11.95)	0:49.36 [5] (0:11.96)	0:37.40 [4] (0:11.78)	0:25.62 [4] (0:12.30)	0:13.32 [10] (0:13.32)
Average Speed [km/h]	51.4	62.8	60.6	60.4	61.2	58.3	54.2
Top Speed [km/h]	63.6	63.9	61.9	61.7	61.6	61.1	55.3
Avg. Dist. to Rail [m]	2.1	2.1	2.0	0.7	0.1	1.2	3.1
Avg. Stride Freq. [Hz]	2.2	2.2	2.2	2.2	2.2	2.2	2.1
Avg. Stride Length [m]	7.0	7.8	7.8	7.8	7.8	7.4	7.0



- [] Ranking at each section and finish
- .-.- No data available at this section
- NA No data available



Horse/Jockey Name	Victoire D'amour
Final Rank	12
Fastest Section Time (Section)	0:11.46 (1200m)
Top Speed [km/h] (Section)	63.5 (1200m)
Race State	Finished



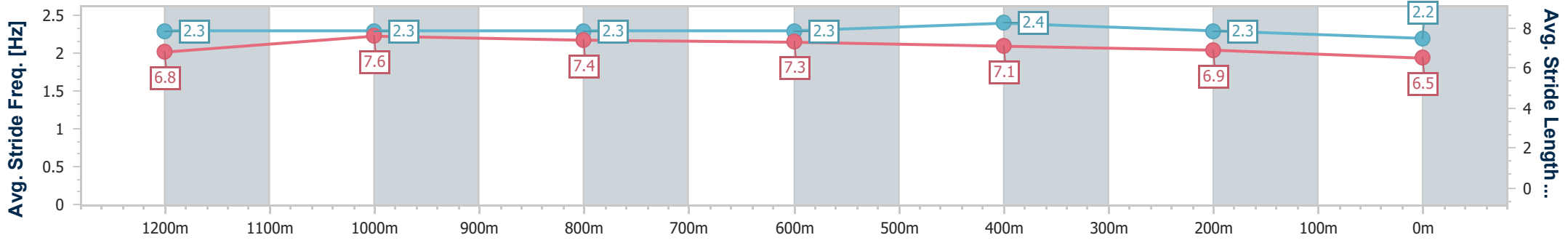
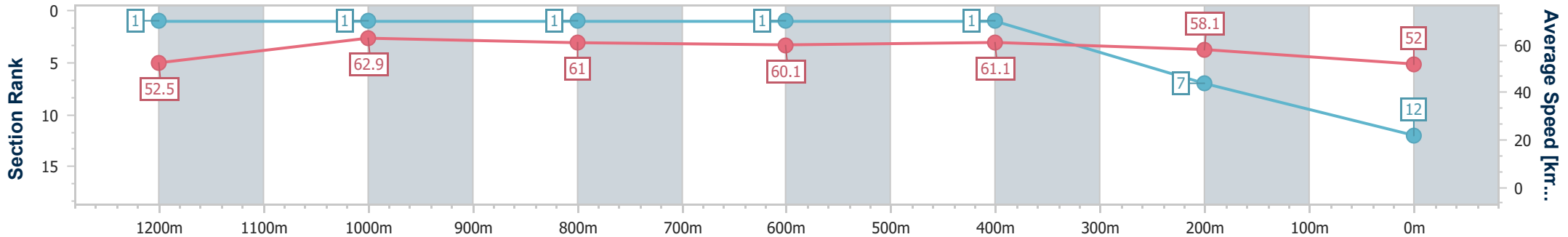
Sunshine Coast QLD Professional
 Race 7: PICKERING BOOKKEEPING & ACCOUNTING
 SERVICES Maiden Handicap - 1400m



10 November 2024 - 16:24

Track Rating: Good 4, Weather: Overcast, Rail Position: +8m Entire

Section	Overall	1200m	1000m	800m	600m	400m	200m
Section Times	1:27.11 [12] (0:13.68)	1:13.43 [1] (0:11.46)	1:01.97 [1] (0:11.91)	0:50.06 [1] (0:12.04)	0:38.02 [1] (0:11.83)	0:26.19 [1] (0:12.37)	0:13.82 [7] (0:13.82)
Average Speed [km/h]	52.5	62.9	61.0	60.1	61.1	58.1	52.0
Top Speed [km/h]	63.3	63.5	61.8	61.1	61.7	61.1	55.3
Avg. Dist. to Rail [m]	7.0	3.2	2.1	1.3	0.5	0.8	1.6
Avg. Stride Freq. [Hz]	2.3	2.3	2.3	2.3	2.4	2.3	2.2
Avg. Stride Length [m]	6.8	7.6	7.4	7.3	7.1	6.9	6.5



- [] Ranking at each section and finish
- .-.- No data available at this section
- NA No data available



Horse/Jockey Name	Zonto Wilberforce
Final Rank	13
Fastest Section Time (Section)	0:11.74 (1200m)
Top Speed [km/h] (Section)	63.3 (1200m)
Race State	Finished



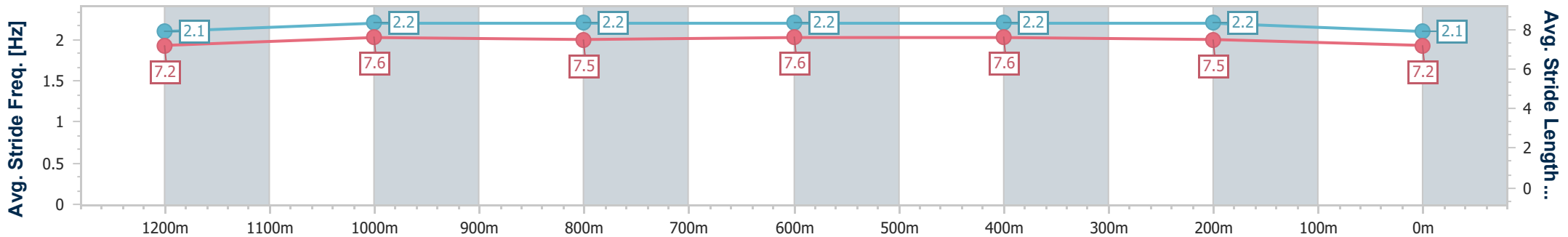
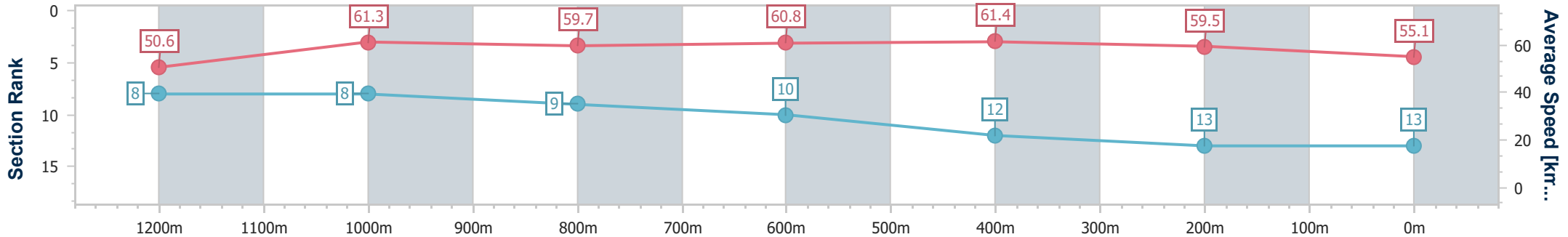
Sunshine Coast QLD Professional
 Race 7: PICKERING BOOKKEEPING & ACCOUNTING
 SERVICES Maiden Handicap - 1400m



10 November 2024 - 16:24

Track Rating: Good 4, Weather: Overcast, Rail Position: +8m Entire

Section	Overall	1200m	1000m	800m	600m	400m	200m
Section Times	1:27.21 [13] (0:14.27)	1:12.94 [8] (0:11.74)	1:01.20 [8] (0:12.13)	0:49.07 [9] (0:12.06)	0:37.01 [10] (0:11.87)	0:25.14 [12] (0:12.07)	0:13.07 [13] (0:13.07)
Average Speed [km/h]	50.6	61.3	59.7	60.8	61.4	59.5	55.1
Top Speed [km/h]	62.6	63.3	60.5	62.2	62.2	61.5	58.1
Avg. Dist. to Rail [m]	3.5	3.0	3.0	2.8	1.9	2.8	2.5
Avg. Stride Freq. [Hz]	2.1	2.2	2.2	2.2	2.2	2.2	2.1
Avg. Stride Length [m]	7.2	7.6	7.5	7.6	7.6	7.5	7.2



- [] Ranking at each section and finish
- .-.- No data available at this section
- NA No data available



Sunshine Coast QLD Professional
Race 8: TAB BENCHMARK 65 Handicap - 1400m
10 November 2024 - 17:00



Track Rating: Good 4, Weather: Overcast, Rail Position: +8m Entire

Section												Last 600m	
Field Times		Overall	1200m	1000m	800m	600m	400m						0:35.52
		1:24.01 (0:13.39)	1:10.62 (0:11.03)	0:59.59 (0:11.84)	0:47.75 (0:12.23)	0:35.52 (0:11.98)	0:23.54 (0:11.52)						
Rank	TAB	Horse/Jockey	Barrier	Top Speed [km/h]	Fastest Section							Distance Travelled [m]	
1	1	ZHUANG SHI Jace McMurray	1	66.4	0:11.22	1:24.01 [1] (0:13.88)	1:10.13 [9] (0:11.24)	0:58.89 [8] (0:11.79)	0:47.10 [8] (0:12.26)	0:34.84 [8] (0:11.72)	0:23.12 [8] (0:11.22)	0:34.84	
2	8	CHARLIE'S CASE Rob Thorburn	8	66.4	0:11.00	1:24.03 [2] (0:13.60)	1:10.43 [3] (0:11.00)	0:59.43 [2] (0:11.75)	0:47.68 [2] (0:12.24)	0:35.44 [2] (0:11.88)	0:23.56 [1] (0:11.52)	0:35.44	+3
3	13	LAVONI Samantha Collett	6	65.5	0:11.23	1:24.26 [3] (0:13.63)	1:10.63 [4] (0:11.23)	0:59.40 [4] (0:11.76)	0:47.64 [4] (0:12.18)	0:35.46 [4] (0:11.83)	0:23.63 [4] (0:11.39)	0:35.46	+3
4	9	SCRIPT WRITER Ron Stewart	7	65.7	0:11.22	1:24.63 [4] (0:13.47)	1:11.16 [2] (0:11.22)	0:59.94 [3] (0:11.80)	0:48.14 [3] (0:12.23)	0:35.91 [3] (0:11.89)	0:24.02 [3] (0:11.60)	0:35.91	+1
5	12	BOLD HUSSAR Nikita Beriman	2	66.0	0:11.21	1:24.63 [5] (0:13.86)	1:10.77 [7] (0:11.21)	0:59.56 [7] (0:11.76)	0:47.80 [6] (0:12.19)	0:35.61 [6] (0:11.86)	0:23.75 [7] (0:11.37)	0:35.61	+5
6	7	VENTUROUS Mark Du Plessis	10	64.7	0:11.51	1:24.93 [6] (0:13.87)	1:11.06 [8] (0:11.51)	0:59.55 [9] (0:11.91)	0:47.64 [9] (0:11.93)	0:35.71 [9] (0:11.84)	0:23.87 [10] (0:11.56)	0:35.71	+5
7	11	WHAT A WEEKEND Kyle Wilson-Taylor	11	66.6	0:11.03	1:25.13 [7] (0:13.39)	1:11.74 [1] (0:11.03)	1:00.71 [1] (0:11.84)	0:48.87 [1] (0:12.23)	0:36.64 [1] (0:11.99)	0:24.65 [2] (0:11.71)	0:36.64	-2
8	4	ELECTED James Baker	9	65.8	0:11.31	1:25.47 [8] (0:13.73)	1:11.74 [6] (0:11.31)	1:00.43 [6] (0:11.77)	0:48.66 [5] (0:12.15)	0:36.51 [5] (0:11.75)	0:24.76 [5] (0:11.67)	0:36.51	+6
9	10	SMOKIN' TOFF Adin Thompson	3	66.6	0:11.26	1:25.54 [9] (0:14.34)	1:11.20 [11] (0:11.26)	0:59.94 [10] (0:11.84)	0:48.10 [10] (0:11.98)	0:36.12 [10] (0:11.40)	0:24.72 [6] (0:11.71)	0:36.12	+5
10	2	LAUNCH PAD Corey Sutherland	4	64.8	0:11.34	1:25.79 [10] (0:13.66)	1:12.13 [5] (0:11.34)	1:00.79 [5] (0:11.90)	0:48.89 [7] (0:12.22)	0:36.67 [7] (0:11.92)	0:24.75 [9] (0:11.62)	0:36.67	-1

Scratched: Millward (#3), Invisible Tears (#6), Freeland (#14), Divakara (#15), Better Lad (#17), I Am A Marvel (#5)

[] Ranking at each section and finish
 -:-:- No data available at this section
 NA No data available

SCN Saddle cloth number
 DNF Did not finish
 DNT Did not track



Sunshine Coast QLD Professional
Race 8: TAB BENCHMARK 65 Handicap - 1400m
10 November 2024 - 17:00



Track Rating: Good 4, Weather: Overcast, Rail Position: +8m Entire

Section	Overall	1200m	1000m	800m	600m	400m	Last 600m
Field Times	1:24.01 (0:13.39)	1:10.62 (0:11.03)	0:59.59 (0:11.84)	0:47.75 (0:12.23)	0:35.52 (0:11.98)	0:23.54 (0:11.52)	0:35.52

Rank	TAB	Horse/Jockey	Barrier	Top Speed [km/h]	Fastest Section	Overall	1200m	1000m	800m	600m	400m	Last 600m	Distance Travelled [m]
11	16	AWESOME MOON Hannah Richardson	5	64.0 1200m	0:11.46 1200m	1:26.82 [11] (0:14.23)	1:12.59 [10] (0:11.46)	1:01.13 [11] (0:11.97)	0:49.16 [11] (0:12.11)	0:37.05 [11] (0:12.17)	0:24.88 [11] (0:11.87)	0:37.05	+4

Scratched: Millward (#3), Invisible Tears (#6), Freeland (#14), Divakara (#15), Better Lad (#17), I Am A Marvel (#5)

[] Ranking at each section and finish
 -:-:- No data available at this section
 NA No data available

SCN Saddle cloth number
 DNF Did not finish
 DNT Did not track



Sunshine Coast QLD Professional
Race 8: TAB BENCHMARK 65 Handicap - 1400m
10 November 2024 - 17:00



Track Rating: Good 4, Weather: Overcast, Rail Position: +8m Entire

Section							200m			Last 600m
Field Times							0:12.02 (0:12.02)			0:35.52
Rank	TAB	Horse/Jockey	Barrier	Top Speed [km/h]	Fastest Section	Margin			Distance Travelled [m]	
1	1	ZHUANG SHI Jace McMurray	1	66.4 Overall	0:11.22 400m	0:11.90 [3] (0:11.90)	1:24.01		0:34.84	
2	8	CHARLIE'S CASE Rob Thorburn	8	66.4 1200m	0:11.00 1200m	0:12.04 [1] (0:12.04)	0.1L		0:35.44 +3	
3	13	LAVONI Samantha Collett	6	65.5 Overall	0:11.23 1200m	0:12.24 [2] (0:12.24)	1.4L		0:35.46 +3	
4	9	SCRIPT WRITER Ron Stewart	7	65.7 1200m	0:11.22 1200m	0:12.42 [5] (0:12.42)	3.4L		0:35.91 +1	
5	12	BOLD HUSSAR Nikita Beriman	2	66.0 Overall	0:11.21 1200m	0:12.38 [6] (0:12.38)	3.5L		0:35.61 +5	
6	7	VENTUROUS Mark Du Plessis	10	64.7 400m	0:11.51 1200m	0:12.31 [9] (0:12.31)	5.3L		0:35.71 +5	
7	11	WHAT A WEEKEND Kyle Wilson-Taylor	11	66.6 Overall	0:11.03 1200m	0:12.94 [4] (0:12.94)	6.3L		0:36.64 -2	
8	4	ELECTED James Baker	9	65.8 Overall	0:11.31 1200m	0:13.09 [7] (0:13.09)	8.3L		0:36.51 +6	
9	10	SMOKIN' TOFF Adin Thompson	3	66.6 1200m	0:11.26 1200m	0:13.01 [8] (0:13.01)	8.6L		0:36.12 +5	
10	2	LAUNCH PAD Corey Sutherland	4	64.8 Overall	0:11.34 1200m	0:13.13 [10] (0:13.13)	10.1L		0:36.67 -1	

Scratched: Millward (#3), Invisible Tears (#6), Freeland (#14), Divakara (#15), Better Lad (#17), I Am A Marvel (#5)

[] Ranking at each section and finish
 -:-:- No data available at this section
 NA No data available

SCN Saddle cloth number
 DNF Did not finish
 DNT Did not track



Sunshine Coast QLD Professional
Race 8: TAB BENCHMARK 65 Handicap - 1400m
10 November 2024 - 17:00



Track Rating: Good 4, Weather: Overcast, Rail Position: +8m Entire

Section		200m		Last 600m		
Field Times		0:12.02 (0:12.02)		0:35.52		
Rank	TAB Horse/Jockey	Barrier	Top Speed [km/h]	Fastest Section	Margin	Distance Travelled [m]
11	16 AWESOME MOON	5	64.0	0:11.46	0:13.01 [11]	16.1L
	Hannah Richardson		1200m	1200m	(0:13.01)	
						0:37.05 +4

Scratched: Millward (#3), Invincible Tears (#6), Freeland (#14), Divakara (#15), Better Lad (#17), I Am A Marvel (#5)

[] Ranking at each section and finish
 -:-:- No data available at this section
 NA No data available

SCN Saddle cloth number
 DNF Did not finish
 DNT Did not track



Horse/Jockey Name	Zhuang Shi
Final Rank	1
Fastest Section Time (Section)	0:11.22 (400m)
Top Speed [km/h] (Section)	66.4 (Overall)
Race State	Finished



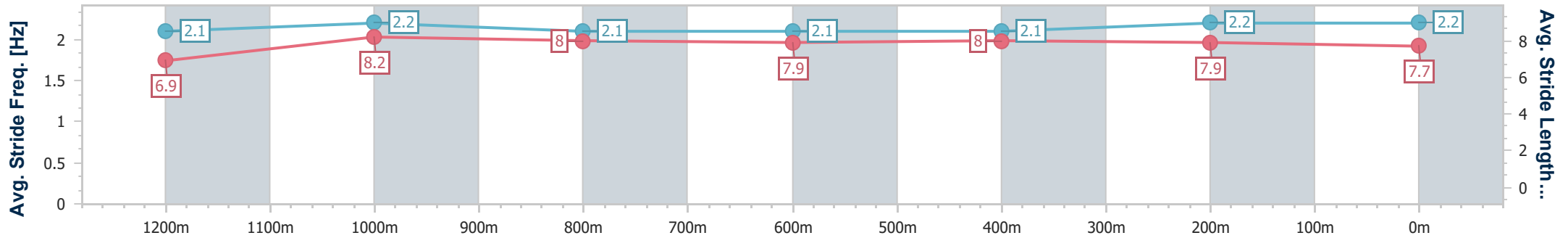
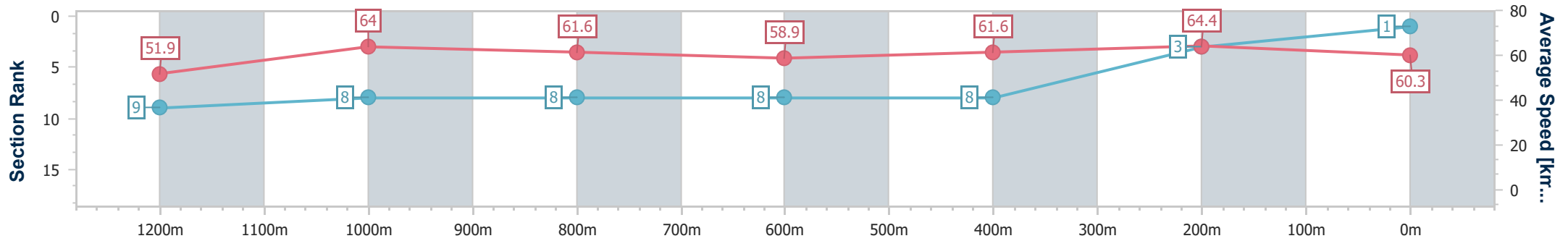
Sunshine Coast QLD Professional
Race 8: TAB BENCHMARK 65 Handicap - 1400m



10 November 2024 - 17:00

Track Rating: Good 4, Weather: Overcast, Rail Position: +8m Entire

Section	Overall	1200m	1000m	800m	600m	400m	200m
Section Times	1:24.01 [1] (0:13.88)	1:10.13 [9] (0:11.24)	0:58.89 [8] (0:11.79)	0:47.10 [8] (0:12.26)	0:34.84 [8] (0:11.72)	0:23.12 [8] (0:11.22)	0:11.90 [3] (0:11.90)
Average Speed [km/h]	51.9	64.0	61.6	58.9	61.6	64.4	60.3
Top Speed [km/h]	66.4	66.3	62.5	60.2	64.0	65.1	63.2
Avg. Dist. to Rail [m]	2.9	2.5	2.3	0.9	0.6	3.2	6.0
Avg. Stride Freq. [Hz]	2.1	2.2	2.1	2.1	2.1	2.2	2.2
Avg. Stride Length [m]	6.9	8.2	8.0	7.9	8.0	7.9	7.7



- [] Ranking at each section and finish
- .-.- No data available at this section
- NA No data available



Horse/Jockey Name	Charlie's Case
Final Rank	2
Fastest Section Time (Section)	0:11.00 (1200m)
Top Speed [km/h] (Section)	66.4 (1200m)
Race State	Finished



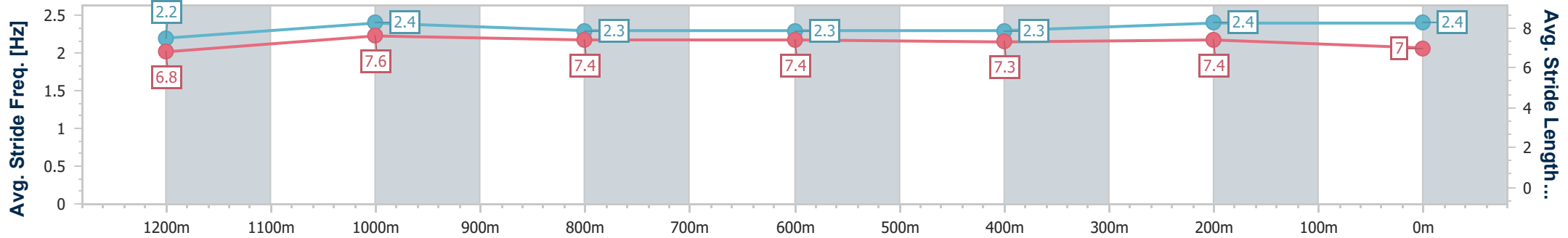
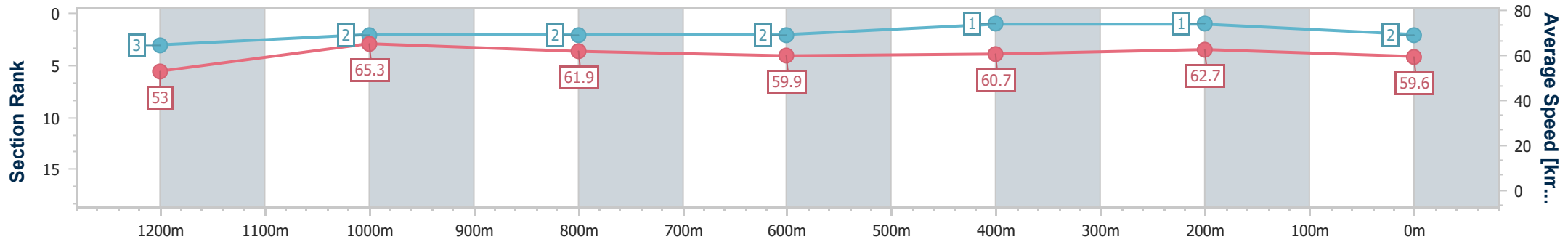
Sunshine Coast QLD Professional
Race 8: TAB BENCHMARK 65 Handicap - 1400m



10 November 2024 - 17:00

Track Rating: Good 4, Weather: Overcast, Rail Position: +8m Entire

Section	Overall	1200m	1000m	800m	600m	400m	200m
Section Times	1:24.03 [2] (0:13.60)	1:10.43 [3] (0:11.00)	0:59.43 [2] (0:11.75)	0:47.68 [2] (0:12.24)	0:35.44 [2] (0:11.88)	0:23.56 [1] (0:11.52)	0:12.04 [1] (0:12.04)
Average Speed [km/h]	53.0	65.3	61.9	59.9	60.7	62.7	59.6
Top Speed [km/h]	66.0	66.4	64.4	60.4	61.5	63.7	62.1
Avg. Dist. to Rail [m]	7.2	4.7	4.1	2.7	0.7	1.8	4.0
Avg. Stride Freq. [Hz]	2.2	2.4	2.3	2.3	2.3	2.4	2.4
Avg. Stride Length [m]	6.8	7.6	7.4	7.4	7.3	7.4	7.0



- [] Ranking at each section and finish
- .-.- No data available at this section
- NA No data available



Horse/Jockey Name	Lavoni
Final Rank	3
Fastest Section Time (Section)	0:11.23 (1200m)
Top Speed [km/h] (Section)	65.5 (Overall)
Race State	Finished



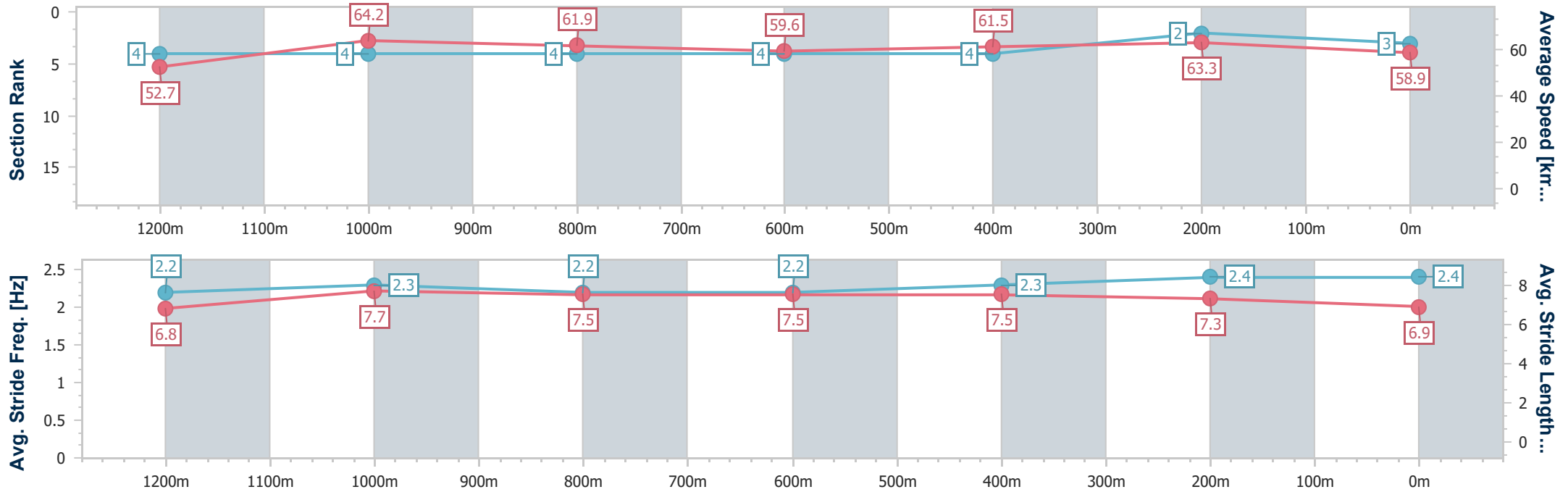
Sunshine Coast QLD Professional
Race 8: TAB BENCHMARK 65 Handicap - 1400m



10 November 2024 - 17:00

Track Rating: Good 4, Weather: Overcast, Rail Position: +8m Entire

Section	Overall	1200m	1000m	800m	600m	400m	200m
Section Times	1:24.26 [3] (0:13.63)	1:10.63 [4] (0:11.23)	0:59.40 [4] (0:11.76)	0:47.64 [4] (0:12.18)	0:35.46 [4] (0:11.83)	0:23.63 [4] (0:11.39)	0:12.24 [2] (0:12.24)
Average Speed [km/h]	52.7	64.2	61.9	59.6	61.5	63.3	58.9
Top Speed [km/h]	65.5	65.4	63.9	60.8	62.3	64.3	62.1
Avg. Dist. to Rail [m]	6.3	3.9	3.3	1.9	1.8	3.2	4.9
Avg. Stride Freq. [Hz]	2.2	2.3	2.2	2.2	2.3	2.4	2.4
Avg. Stride Length [m]	6.8	7.7	7.5	7.5	7.5	7.3	6.9



- [] Ranking at each section and finish
- .-.- No data available at this section
- NA No data available



Horse/Jockey Name	Script Writer
Final Rank	4
Fastest Section Time (Section)	0:11.22 (1200m)
Top Speed [km/h] (Section)	65.7 (1200m)
Race State	Finished



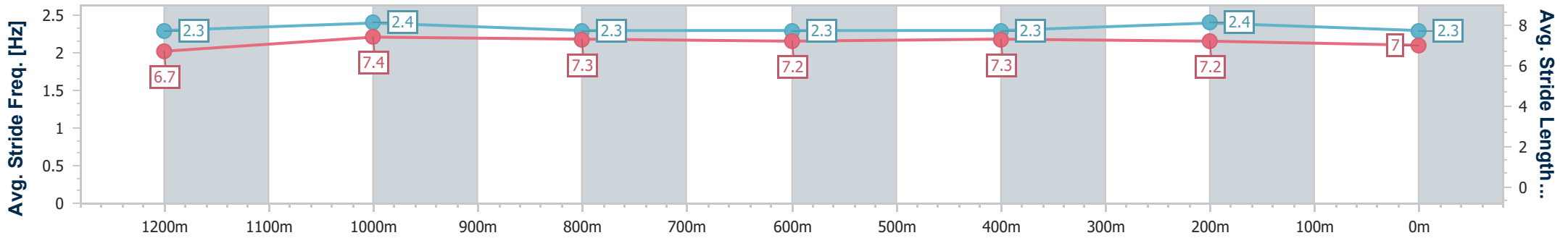
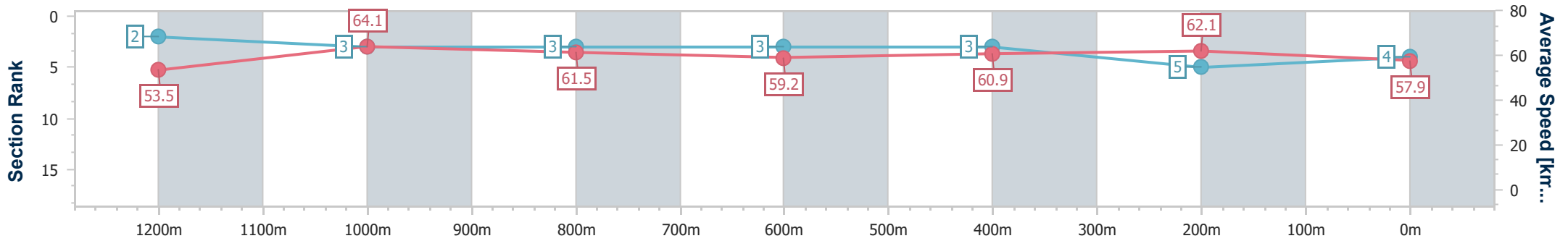
Sunshine Coast QLD Professional
Race 8: TAB BENCHMARK 65 Handicap - 1400m



10 November 2024 - 17:00

Track Rating: Good 4, Weather: Overcast, Rail Position: +8m Entire

Section	Overall	1200m	1000m	800m	600m	400m	200m
Section Times	1:24.63 [4] (0:13.47)	1:11.16 [2] (0:11.22)	0:59.94 [3] (0:11.80)	0:48.14 [3] (0:12.23)	0:35.91 [3] (0:11.89)	0:24.02 [3] (0:11.60)	0:12.42 [5] (0:12.42)
Average Speed [km/h]	53.5	64.1	61.5	59.2	60.9	62.1	57.9
Top Speed [km/h]	65.6	65.7	64.2	60.1	61.7	62.8	60.8
Avg. Dist. to Rail [m]	6.4	3.3	2.3	1.5	0.7	1.6	2.9
Avg. Stride Freq. [Hz]	2.3	2.4	2.3	2.3	2.3	2.4	2.3
Avg. Stride Length [m]	6.7	7.4	7.3	7.2	7.3	7.2	7.0



- [] Ranking at each section and finish
- .-.- No data available at this section
- NA No data available



Horse/Jockey Name	Bold Hussar
Final Rank	5
Fastest Section Time (Section)	0:11.21 (1200m)
Top Speed [km/h] (Section)	66.0 (Overall)
Race State	Finished



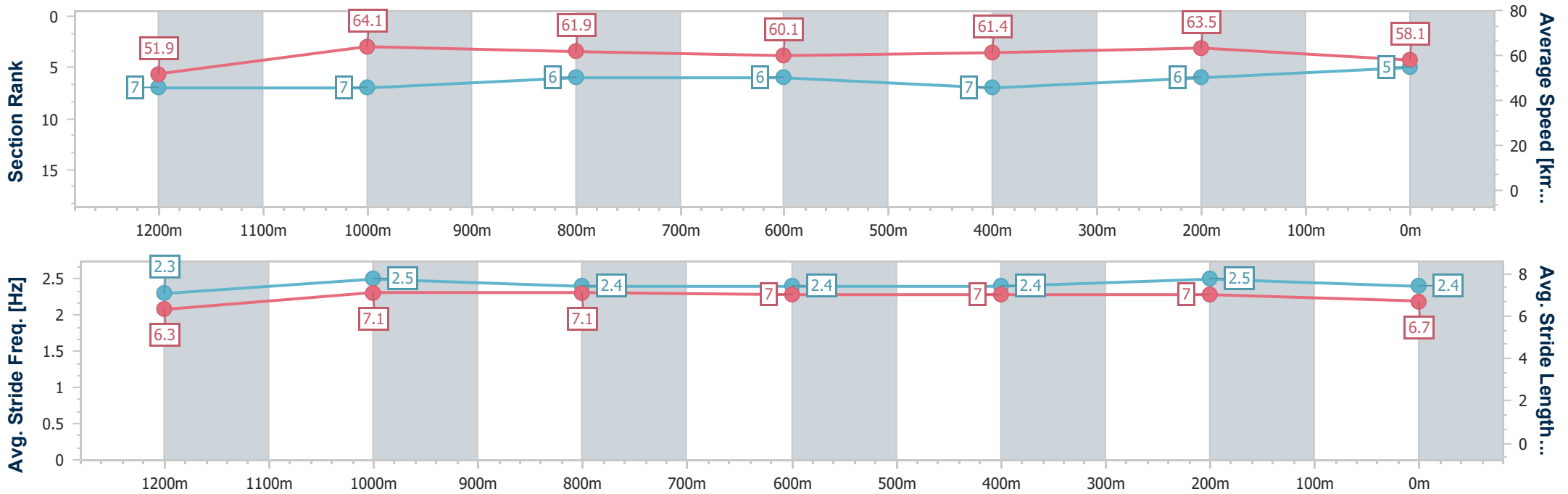
Sunshine Coast QLD Professional
Race 8: TAB BENCHMARK 65 Handicap - 1400m



10 November 2024 - 17:00

Track Rating: Good 4, Weather: Overcast, Rail Position: +8m Entire

Section	Overall	1200m	1000m	800m	600m	400m	200m
Section Times	1:24.63 [5] (0:13.86)	1:10.77 [7] (0:11.21)	0:59.56 [7] (0:11.76)	0:47.80 [6] (0:12.19)	0:35.61 [6] (0:11.86)	0:23.75 [7] (0:11.37)	0:12.38 [6] (0:12.38)
Average Speed [km/h]	51.9	64.1	61.9	60.1	61.4	63.5	58.1
Top Speed [km/h]	66.0	65.1	63.1	62.1	63.1	65.1	60.9
Avg. Dist. to Rail [m]	3.7	3.2	2.9	3.1	2.3	2.3	3.7
Avg. Stride Freq. [Hz]	2.3	2.5	2.4	2.4	2.4	2.5	2.4
Avg. Stride Length [m]	6.3	7.1	7.1	7.0	7.0	7.0	6.7



- [] Ranking at each section and finish
- .-.- No data available at this section
- NA No data available



Horse/Jockey Name	Venturous
Final Rank	6
Fastest Section Time (Section)	0:11.51 (1200m)
Top Speed [km/h] (Section)	64.7 (400m)
Race State	Finished



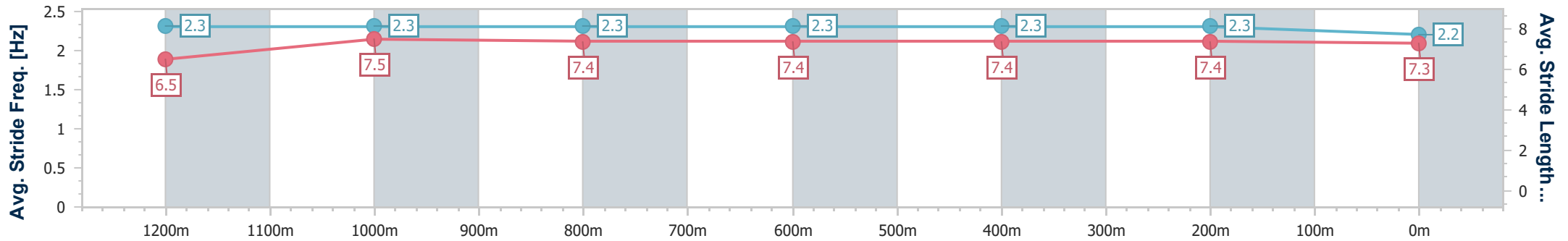
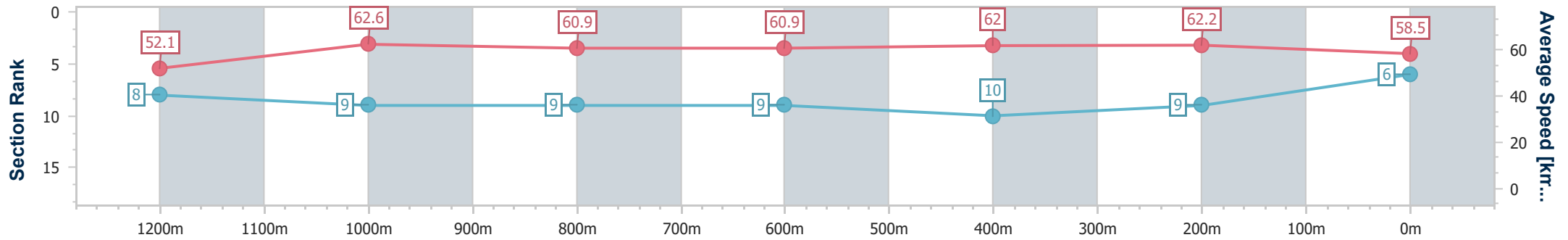
Sunshine Coast QLD Professional
Race 8: TAB BENCHMARK 65 Handicap - 1400m



10 November 2024 - 17:00

Track Rating: Good 4, Weather: Overcast, Rail Position: +8m Entire

Section	Overall	1200m	1000m	800m	600m	400m	200m
Section Times	1:24.93 [6] (0:13.87)	1:11.06 [8] (0:11.51)	0:59.55 [9] (0:11.91)	0:47.64 [9] (0:11.93)	0:35.71 [9] (0:11.84)	0:23.87 [10] (0:11.56)	0:12.31 [9] (0:12.31)
Average Speed [km/h]	52.1	62.6	60.9	60.9	62.0	62.2	58.5
Top Speed [km/h]	63.7	63.3	62.2	62.4	64.2	64.7	60.9
Avg. Dist. to Rail [m]	10.0	4.6	3.0	2.2	2.8	4.9	5.2
Avg. Stride Freq. [Hz]	2.3	2.3	2.3	2.3	2.3	2.3	2.2
Avg. Stride Length [m]	6.5	7.5	7.4	7.4	7.4	7.4	7.3



- [] Ranking at each section and finish
- .-.- No data available at this section
- NA No data available



Horse/Jockey Name	What A Weekend
Final Rank	7
Fastest Section Time (Section)	0:11.03 (1200m)
Top Speed [km/h] (Section)	66.6 (Overall)
Race State	Finished



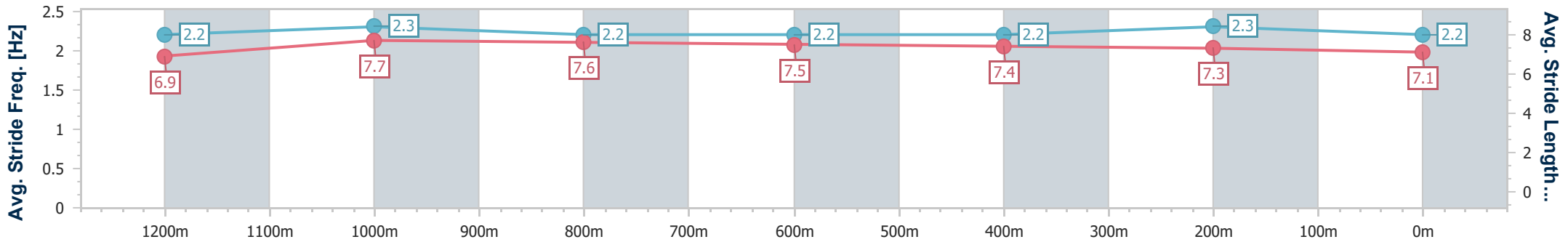
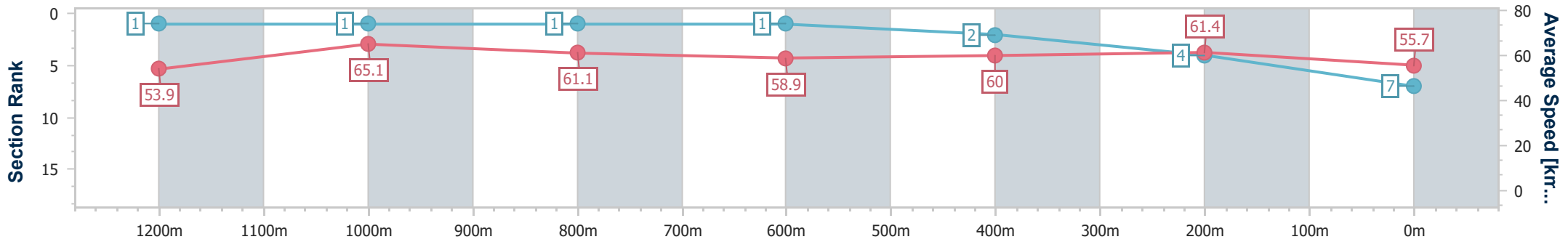
Sunshine Coast QLD Professional
Race 8: TAB BENCHMARK 65 Handicap - 1400m



10 November 2024 - 17:00

Track Rating: Good 4, Weather: Overcast, Rail Position: +8m Entire

Section	Overall	1200m	1000m	800m	600m	400m	200m
Section Times	1:25.13 [7] (0:13.39)	1:11.74 [1] (0:11.03)	1:00.71 [1] (0:11.84)	0:48.87 [1] (0:12.23)	0:36.64 [1] (0:11.99)	0:24.65 [2] (0:11.71)	0:12.94 [4] (0:12.94)
Average Speed [km/h]	53.9	65.1	61.1	58.9	60.0	61.4	55.7
Top Speed [km/h]	66.6	66.6	63.7	59.7	61.6	63.1	59.3
Avg. Dist. to Rail [m]	11.2	4.4	2.0	0.5	0.4	0.4	1.5
Avg. Stride Freq. [Hz]	2.2	2.3	2.2	2.2	2.2	2.3	2.2
Avg. Stride Length [m]	6.9	7.7	7.6	7.5	7.4	7.3	7.1



- [] Ranking at each section and finish
- .-.- No data available at this section
- NA No data available



Horse/Jockey Name	Elected
Final Rank	8
Fastest Section Time (Section)	0:11.31 (1200m)
Top Speed [km/h] (Section)	65.8 (Overall)
Race State	Finished



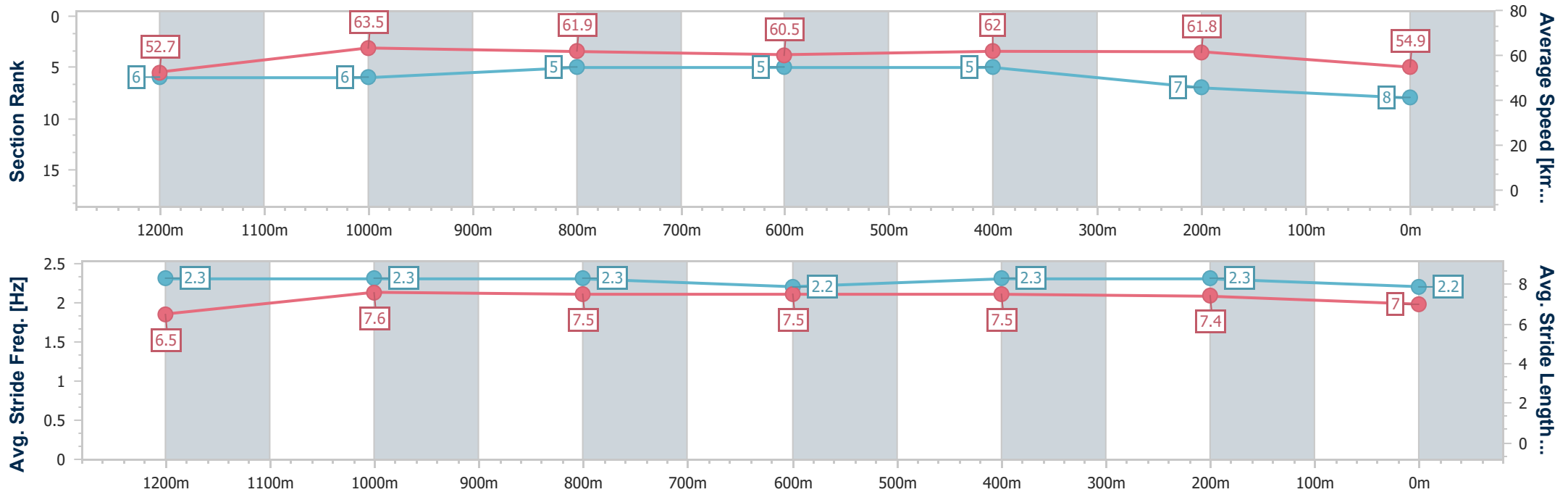
Sunshine Coast QLD Professional
Race 8: TAB BENCHMARK 65 Handicap - 1400m



10 November 2024 - 17:00

Track Rating: Good 4, Weather: Overcast, Rail Position: +8m Entire

Section	Overall	1200m	1000m	800m	600m	400m	200m
Section Times	1:25.47 [8] (0:13.73)	1:11.74 [6] (0:11.31)	1:00.43 [6] (0:11.77)	0:48.66 [5] (0:12.15)	0:36.51 [5] (0:11.75)	0:24.76 [5] (0:11.67)	0:13.09 [7] (0:13.09)
Average Speed [km/h]	52.7	63.5	61.9	60.5	62.0	61.8	54.9
Top Speed [km/h]	65.8	65.3	62.3	61.3	62.7	63.5	57.4
Avg. Dist. to Rail [m]	8.2	4.7	4.6	3.5	2.3	3.8	4.7
Avg. Stride Freq. [Hz]	2.3	2.3	2.3	2.2	2.3	2.3	2.2
Avg. Stride Length [m]	6.5	7.6	7.5	7.5	7.5	7.4	7.0



- [] Ranking at each section and finish
- .-.- No data available at this section
- NA No data available



Horse/Jockey Name	Smokin' Toff
Final Rank	9
Fastest Section Time (Section)	0:11.26 (1200m)
Top Speed [km/h] (Section)	66.6 (1200m)
Race State	Finished



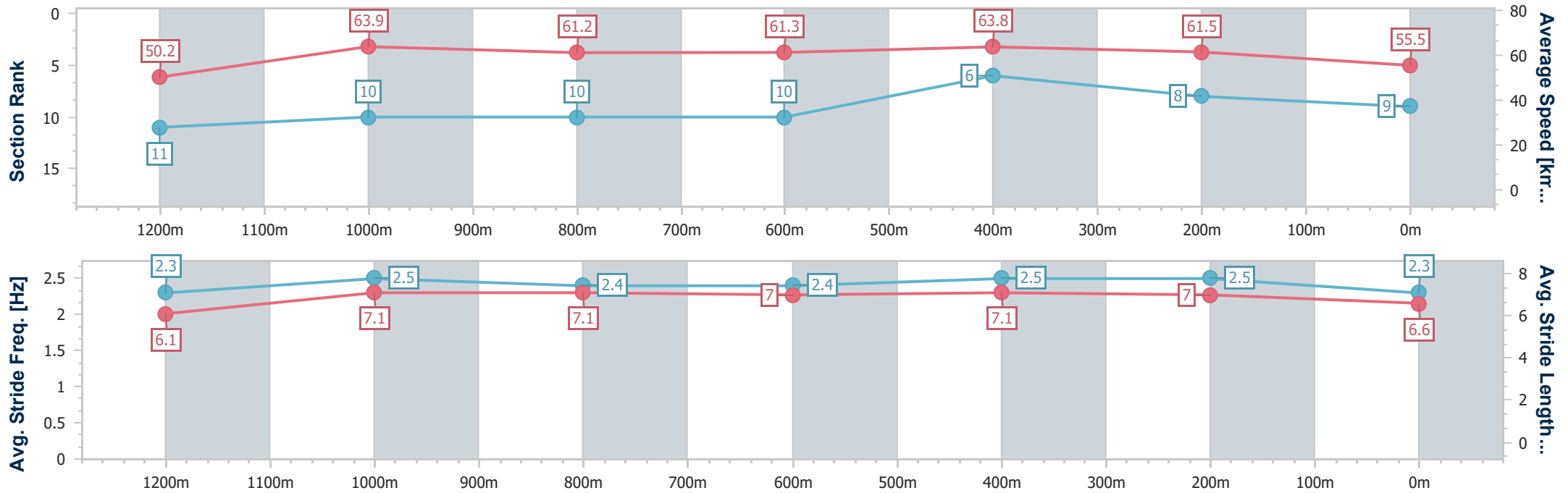
Sunshine Coast QLD Professional
Race 8: TAB BENCHMARK 65 Handicap - 1400m



10 November 2024 - 17:00

Track Rating: Good 4, Weather: Overcast, Rail Position: +8m Entire

Section	Overall	1200m	1000m	800m	600m	400m	200m
Section Times	1:25.54 [9] (0:14.34)	1:11.20 [11] (0:11.26)	0:59.94 [10] (0:11.84)	0:48.10 [10] (0:11.98)	0:36.12 [10] (0:11.40)	0:24.72 [6] (0:11.71)	0:13.01 [8] (0:13.01)
Average Speed [km/h]	50.2	63.9	61.2	61.3	63.8	61.5	55.5
Top Speed [km/h]	65.6	66.6	64.4	64.1	64.7	64.0	58.4
Avg. Dist. to Rail [m]	4.6	3.4	2.7	3.6	1.8	4.7	8.0
Avg. Stride Freq. [Hz]	2.3	2.5	2.4	2.4	2.5	2.5	2.3
Avg. Stride Length [m]	6.1	7.1	7.1	7.0	7.1	7.0	6.6



- [] Ranking at each section and finish
- .-.- No data available at this section
- NA No data available



Horse/Jockey Name	Launch Pad
Final Rank	10
Fastest Section Time (Section)	0:11.34 (1200m)
Top Speed [km/h] (Section)	64.8 (Overall)
Race State	Finished



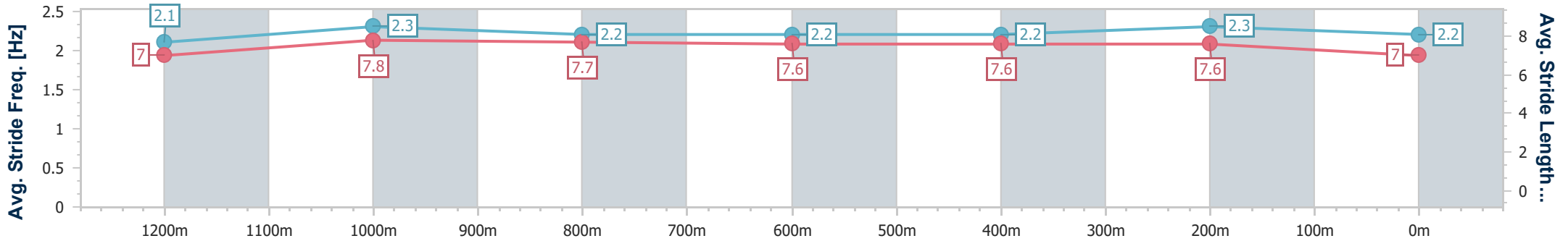
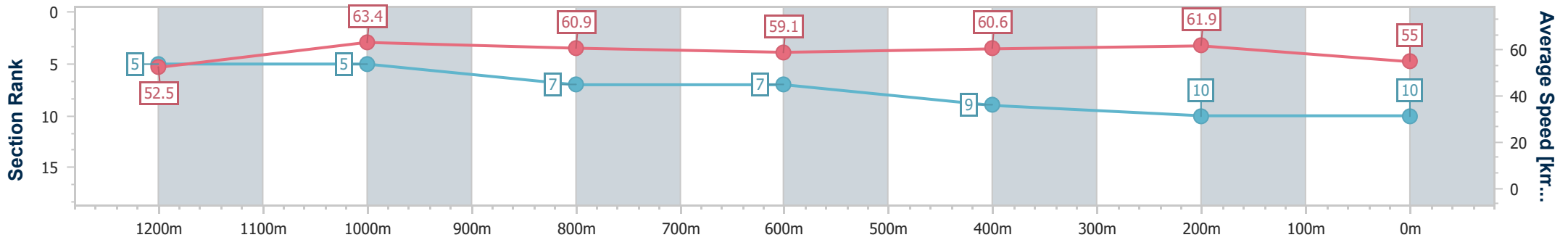
Sunshine Coast QLD Professional
Race 8: TAB BENCHMARK 65 Handicap - 1400m



10 November 2024 - 17:00

Track Rating: Good 4, Weather: Overcast, Rail Position: +8m Entire

Section	Overall	1200m	1000m	800m	600m	400m	200m
Section Times	1:25.79 [10] (0:13.66)	1:12.13 [5] (0:11.34)	1:00.79 [5] (0:11.90)	0:48.89 [7] (0:12.22)	0:36.67 [7] (0:11.92)	0:24.75 [9] (0:11.62)	0:13.13 [10] (0:13.13)
Average Speed [km/h]	52.5	63.4	60.9	59.1	60.6	61.9	55.0
Top Speed [km/h]	64.8	64.7	62.5	60.2	62.7	62.9	59.4
Avg. Dist. to Rail [m]	4.5	2.4	1.7	0.3	0.8	2.0	3.4
Avg. Stride Freq. [Hz]	2.1	2.3	2.2	2.2	2.2	2.3	2.2
Avg. Stride Length [m]	7.0	7.8	7.7	7.6	7.6	7.6	7.0



- [] Ranking at each section and finish
- .-.- No data available at this section
- NA No data available



Horse/Jockey Name	Awesome Moon
Final Rank	11
Fastest Section Time (Section)	0:11.46 (1200m)
Top Speed [km/h] (Section)	64.0 (1200m)
Race State	Finished



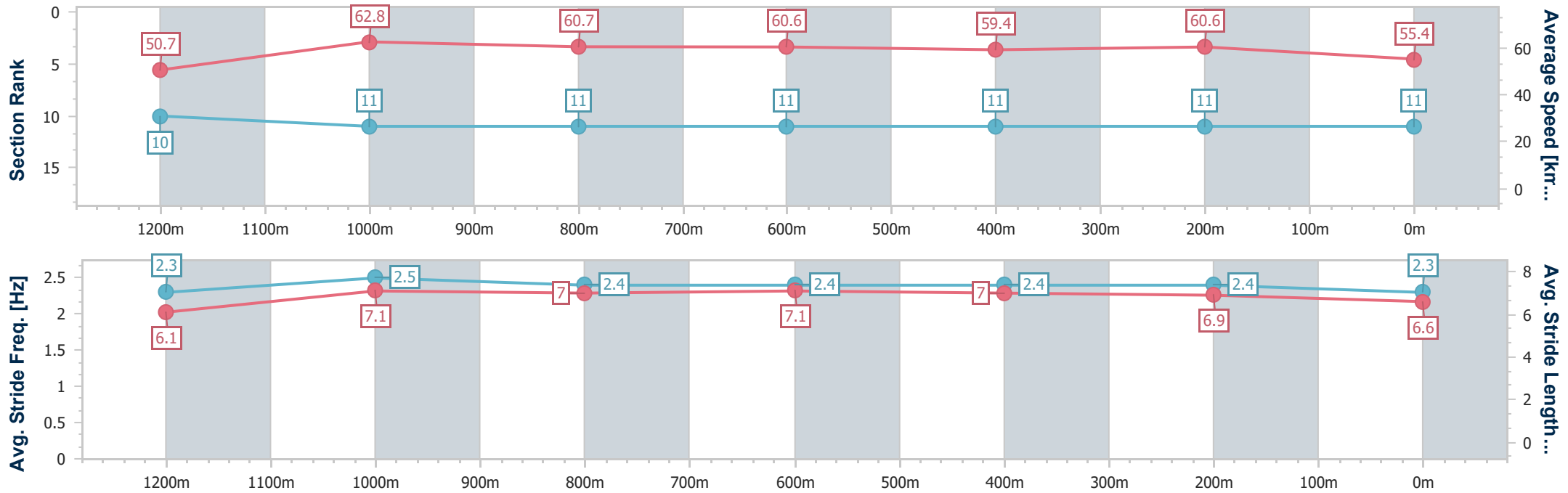
Sunshine Coast QLD Professional
Race 8: TAB BENCHMARK 65 Handicap - 1400m



10 November 2024 - 17:00

Track Rating: Good 4, Weather: Overcast, Rail Position: +8m Entire

Section	Overall	1200m	1000m	800m	600m	400m	200m
Section Times	1:26.82 [11] (0:14.23)	1:12.59 [10] (0:11.46)	1:01.13 [11] (0:11.97)	0:49.16 [11] (0:12.11)	0:37.05 [11] (0:12.17)	0:24.88 [11] (0:11.87)	0:13.01 [11] (0:13.01)
Average Speed [km/h]	50.7	62.8	60.7	60.6	59.4	60.6	55.4
Top Speed [km/h]	63.6	64.0	62.3	61.4	60.6	62.3	59.1
Avg. Dist. to Rail [m]	6.0	4.2	3.7	2.5	0.9	5.9	6.9
Avg. Stride Freq. [Hz]	2.3	2.5	2.4	2.4	2.4	2.4	2.3
Avg. Stride Length [m]	6.1	7.1	7.0	7.1	7.0	6.9	6.6



- [] Ranking at each section and finish
- .-.- No data available at this section
- NA No data available