



Toowoomba QLD Professional

Race 7: GLENNIE EQUESTRIAN TEAM BENCHMARK 60 Handicap - 1890m

09 November 2024 - 21:43



Track Rating: Good 3, Weather: Fine, Rail Position: True

Section	Overall	1600m	1400m	1200m	1000m	800m	600m	Last 600m						
Field Times	2:02.82 (0:21.59)	1:41.23 (0:12.00)	1:29.23 (0:13.15)	1:16.08 (0:13.54)	1:02.54 (0:13.50)	0:49.04 (0:12.35)	0:36.69 (0:12.04)	0:36.69						
Rank	TAB	Horse/Jockey	Barrier	Top Speed [km/h]	Fastest Section								Distance Travelled [m]	
1	5	TRAUTMAN Nozi Tomizawa	5	63.5 800m	0:11.89 800m	2:02.82 [1] (0:22.52)	1:40.30 [6] (0:12.30)	1:28.00 [6] (0:12.90)	1:15.10 [6] (0:13.62)	1:01.48 [6] (0:13.44)	0:48.04 [6] (0:11.89)	0:36.15 [4] (0:11.98)	0:36.15	
2	3	ONOMATOPOEIA Olivia Kendal	6	63.7 Overall	0:11.93 600m	2:02.89 [2] (0:21.85)	1:41.04 [2] (0:12.14)	1:28.90 [2] (0:13.00)	1:15.90 [2] (0:13.48)	1:02.42 [2] (0:13.37)	0:49.05 [2] (0:12.40)	0:36.65 [2] (0:11.93)	0:36.65	+2
3	6	GOING TO THE SUN Nathan Thomas	7	63.2 800m	0:11.83 600m	2:03.07 [3] (0:22.84)	1:40.23 [7] (0:12.32)	1:27.91 [7] (0:12.88)	1:15.03 [7] (0:13.52)	1:01.51 [7] (0:13.43)	0:48.08 [7] (0:12.01)	0:36.07 [7] (0:11.83)	0:36.07	-4
4	1	SHADYVALE STORM Madeleine Wishart	1	62.7 Overall	0:12.00 1600m	2:03.13 [4] (0:21.59)	1:41.54 [1] (0:12.00)	1:29.54 [1] (0:13.15)	1:16.39 [1] (0:13.54)	1:02.85 [1] (0:13.50)	0:49.35 [1] (0:12.35)	0:37.00 [1] (0:12.06)	0:37.00	-19
5	2	CONQUISTADORES Les Tilley	2	61.6 Overall	0:12.04 600m	2:03.37 [5] (0:22.05)	1:41.32 [4] (0:12.17)	1:29.15 [3] (0:12.93)	1:16.22 [3] (0:13.56)	1:02.66 [3] (0:13.49)	0:49.17 [3] (0:12.42)	0:36.75 [3] (0:12.04)	0:36.75	-12
6	7	STAR CHANCE Luke Tarrant	3	62.2 Overall	0:12.18 400m	2:03.79 [6] (0:21.99)	1:41.80 [3] (0:12.26)	1:29.54 [4] (0:13.04)	1:16.50 [4] (0:13.55)	1:02.95 [4] (0:13.56)	0:49.39 [4] (0:12.37)	0:37.02 [5] (0:12.21)	0:37.02	-3
7	4	PICADOR Jake Molloy	4	61.5 800m	0:12.14 600m	2:04.70 [7] (0:22.23)	1:42.47 [5] (0:12.22)	1:30.25 [5] (0:12.97)	1:17.28 [5] (0:13.59)	1:03.69 [5] (0:13.61)	0:50.08 [5] (0:12.25)	0:37.83 [6] (0:12.14)	0:37.83	-5

[] Ranking at each section and finish
 -:-:- No data available at this section
 NA No data available

SCN Saddle cloth number
 DNF Did not finish
 DNT Did not track



Toowoomba QLD Professional

Race 7: GLENNIE EQUESTRIAN TEAM BENCHMARK 60 Handicap - 1890m

09 November 2024 - 21:43



Track Rating: Good 3, Weather: Fine, Rail Position: True

Section			400m	200m			Last 600m			
Field Times			0:24.65 (0:12.09)	0:12.56 (0:12.56)			0:36.69			
Rank	TAB	Horse/Jockey	Barrier	Top Speed [km/h]	Fastest Section	Margin		Distance Travelled [m]		
1	5	TRAUTMAN Nozi Tomizawa	5	63.5 800m	0:11.89 800m	0:24.17 [3] (0:12.03)	0:12.14 [3] (0:12.14)	2:02.82	0:36.15	
2	3	ONOMATOPOEIA Olivia Kendal	6	63.7 Overall	0:11.93 600m	0:24.72 [1] (0:12.09)	0:12.63 [1] (0:12.63)	0.3L	0:36.65	+2
3	6	GOING TO THE SUN Nathan Thomas	7	63.2 800m	0:11.83 600m	0:24.24 [5] (0:11.98)	0:12.26 [5] (0:12.26)	1.3L	0:36.07	-4
4	1	SHADYVALE STORM Madeleine Wishart	1	62.7 Overall	0:12.00 1600m	0:24.94 [2] (0:12.35)	0:12.59 [2] (0:12.59)	1.5L	0:37.00	-19
5	2	CONQUISTADORES Les Tilley	2	61.6 Overall	0:12.04 600m	0:24.71 [4] (0:12.11)	0:12.60 [4] (0:12.60)	2.8L	0:36.75	-12
6	7	STAR CHANCE Luke Tarrant	3	62.2 Overall	0:12.18 400m	0:24.81 [6] (0:12.18)	0:12.63 [6] (0:12.63)	5.1L	0:37.02	-3
7	4	PICADOR Jake Molloy	4	61.5 800m	0:12.14 600m	0:25.69 [7] (0:12.37)	0:13.32 [7] (0:13.32)	10.4L	0:37.83	-5



Horse/Jockey Name	Trautman
Final Rank	1
Fastest Section Time (Section)	0:11.89 (800m)
Top Speed [km/h] (Section)	63.5 (800m)
Race State	Finished



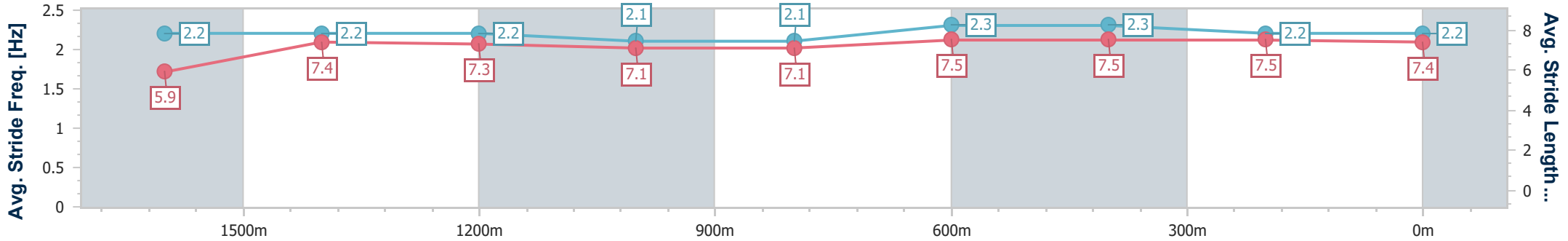
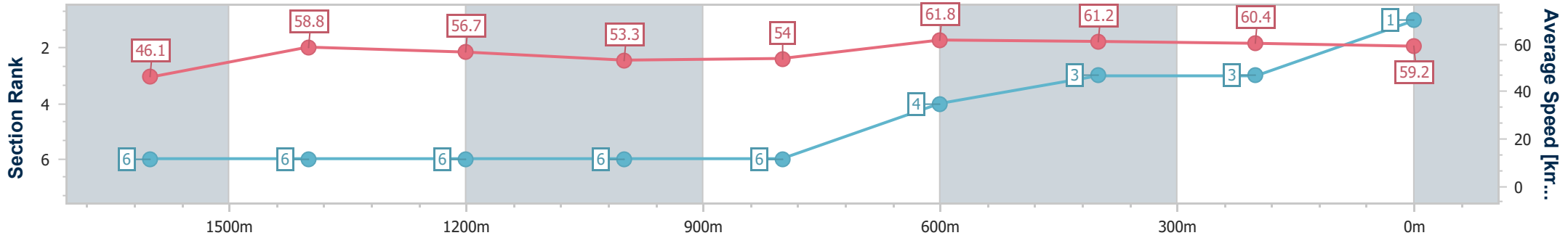
Toowoomba QLD Professional
Race 7: GLENNIE EQUESTRIAN TEAM BENCHMARK 60
Handicap - 1890m



09 November 2024 - 21:43

Track Rating: Good 3, Weather: Fine, Rail Position: True

Section	Overall	1600m	1400m	1200m	1000m	800m	600m	400m	200m
Section Times	2:02.82 [1] (0:22.52)	1:40.30 [6] (0:12.30)	1:28.00 [6] (0:12.90)	1:15.10 [6] (0:13.62)	1:01.48 [6] (0:13.44)	0:48.04 [6] (0:11.89)	0:36.15 [4] (0:11.98)	0:24.17 [3] (0:12.03)	0:12.14 [3] (0:12.14)
Average Speed [km/h]	46.1	58.8	56.7	53.3	54.0	61.8	61.2	60.4	59.2
Top Speed [km/h]	60.2	59.9	57.8	55.3	58.7	63.5	63.2	61.4	60.7
Avg. Dist. to Rail [m]	5.4	1.7	2.8	3.9	3.6	5.0	3.2	3.8	3.6
Avg. Stride Freq. [Hz]	2.2	2.2	2.2	2.1	2.1	2.3	2.3	2.2	2.2
Avg. Stride Length [m]	5.9	7.4	7.3	7.1	7.1	7.5	7.5	7.5	7.4



- [] Ranking at each section and finish
- .-.- No data available at this section
- NA No data available



Horse/Jockey Name	Onomatopoeia
Final Rank	2
Fastest Section Time (Section)	0:11.93 (600m)
Top Speed [km/h] (Section)	63.7 (Overall)
Race State	Finished



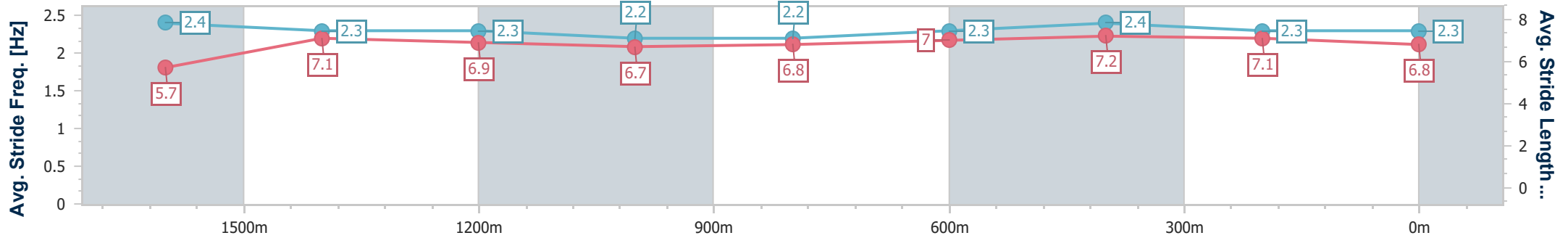
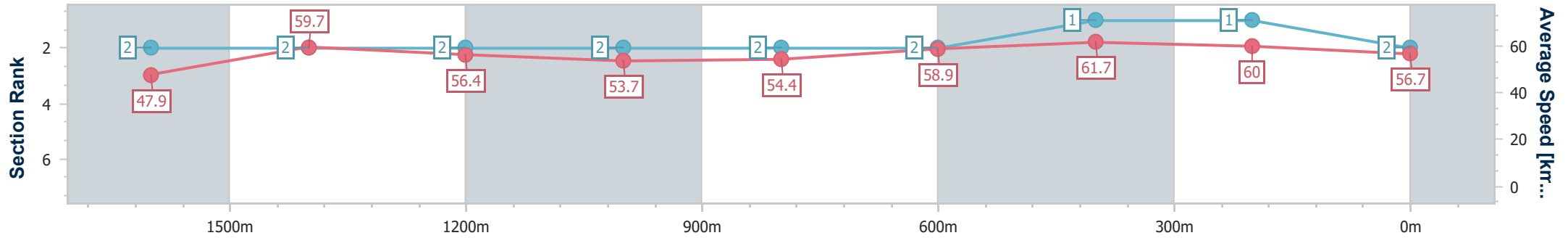
Toowoomba QLD Professional
Race 7: GLENNIE EQUESTRIAN TEAM BENCHMARK 60
Handicap - 1890m



09 November 2024 - 21:43

Track Rating: Good 3, Weather: Fine, Rail Position: True

Section	Overall	1600m	1400m	1200m	1000m	800m	600m	400m	200m
Section Times	2:02.89 [2] (0:21.85)	1:41.04 [2] (0:12.14)	1:28.90 [2] (0:13.00)	1:15.90 [2] (0:13.48)	1:02.42 [2] (0:13.37)	0:49.05 [2] (0:12.40)	0:36.65 [2] (0:11.93)	0:24.72 [1] (0:12.09)	0:12.63 [1] (0:12.63)
Average Speed [km/h]	47.9	59.7	56.4	53.7	54.4	58.9	61.7	60.0	56.7
Top Speed [km/h]	63.7	60.9	58.6	54.6	56.8	61.3	62.7	60.8	58.8
Avg. Dist. to Rail [m]	6.3	2.4	3.3	3.4	2.5	4.6	4.3	1.7	0.5
Avg. Stride Freq. [Hz]	2.4	2.3	2.3	2.2	2.2	2.3	2.4	2.3	2.3
Avg. Stride Length [m]	5.7	7.1	6.9	6.7	6.8	7.0	7.2	7.1	6.8



- [] Ranking at each section and finish
- .-.- No data available at this section
- NA No data available



Horse/Jockey Name	Going To The Sun
Final Rank	3
Fastest Section Time (Section)	0:11.83 (600m)
Top Speed [km/h] (Section)	63.2 (800m)
Race State	Finished



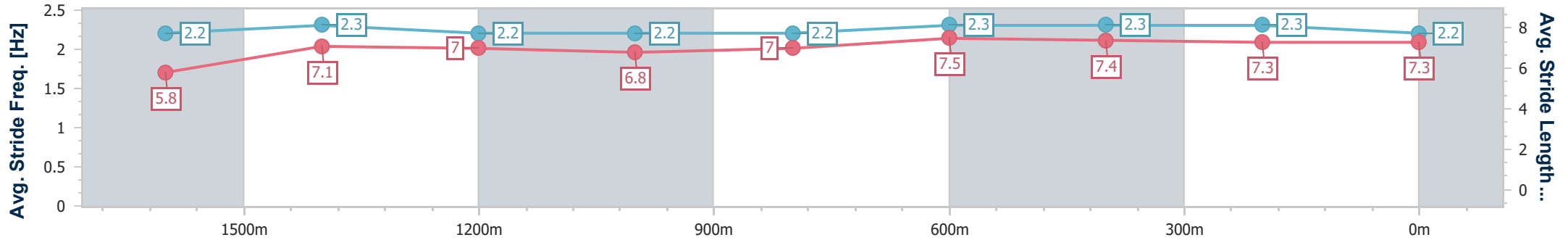
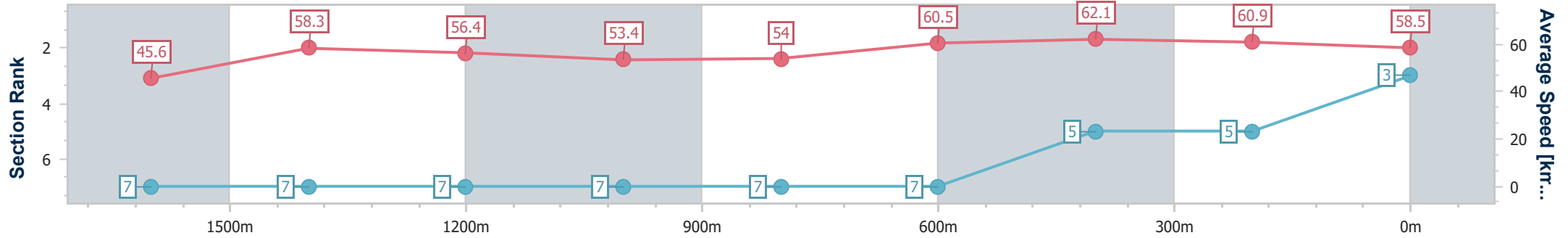
Toowoomba QLD Professional
Race 7: GLENNIE EQUESTRIAN TEAM BENCHMARK 60
Handicap - 1890m



09 November 2024 - 21:43

Track Rating: Good 3, Weather: Fine, Rail Position: True

Section	Overall	1600m	1400m	1200m	1000m	800m	600m	400m	200m
Section Times	2:03.07 [3] (0:22.84)	1:40.23 [7] (0:12.32)	1:27.91 [7] (0:12.88)	1:15.03 [7] (0:13.52)	1:01.51 [7] (0:13.43)	0:48.08 [7] (0:12.01)	0:36.07 [7] (0:11.83)	0:24.24 [5] (0:11.98)	0:12.26 [5]
Average Speed [km/h]	45.6	58.3	56.4	53.4	54.0	60.5	62.1	60.9	58.5
Top Speed [km/h]	61.3	60.1	60.2	56.3	56.7	63.2	63.0	61.6	59.9
Avg. Dist. to Rail [m]	5.9	0.3	1.5	2.5	2.5	3.0	3.6	3.6	3.9
Avg. Stride Freq. [Hz]	2.2	2.3	2.2	2.2	2.2	2.3	2.3	2.3	2.2
Avg. Stride Length [m]	5.8	7.1	7.0	6.8	7.0	7.5	7.4	7.3	7.3



- [] Ranking at each section and finish
- .-.- No data available at this section
- NA No data available



Horse/Jockey Name	Shadyvale Storm
Final Rank	4
Fastest Section Time (Section)	0:12.00 (1600m)
Top Speed [km/h] (Section)	62.7 (Overall)
Race State	Finished



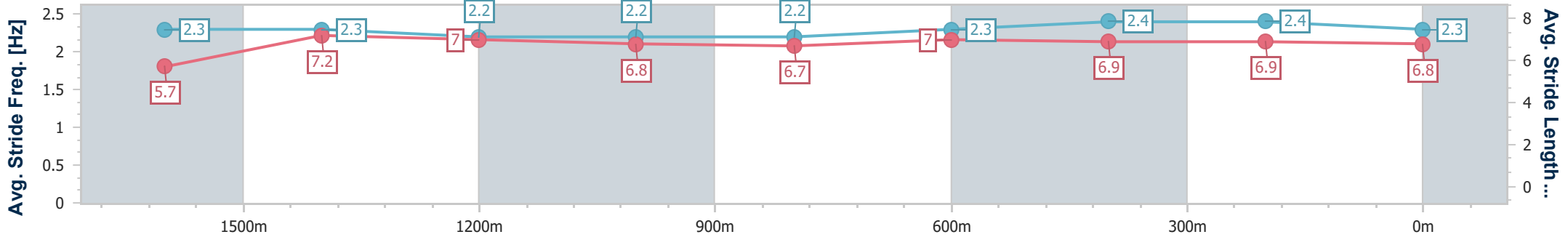
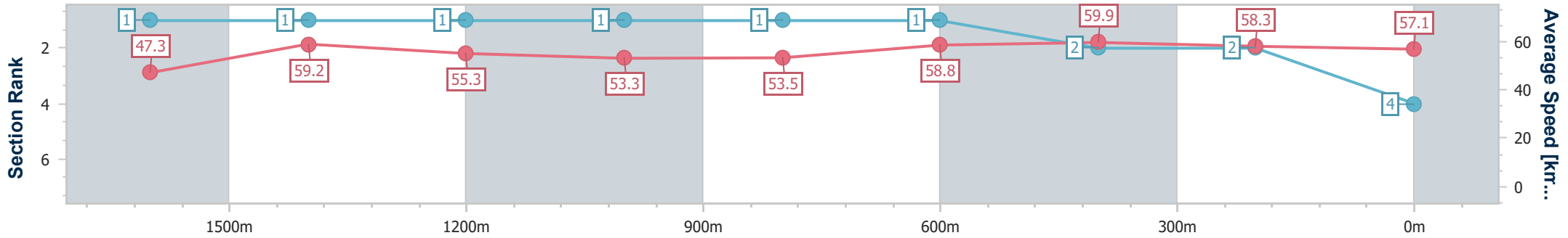
Toowoomba QLD Professional
Race 7: GLENNIE EQUESTRIAN TEAM BENCHMARK 60
Handicap - 1890m



09 November 2024 - 21:43

Track Rating: Good 3, Weather: Fine, Rail Position: True

Section	Overall	1600m	1400m	1200m	1000m	800m	600m	400m	200m				
Section Times	2:03.13 [4] (0:21.59)	1:41.54 [1] (0:12.00)	1:29.54 [1] (0:13.15)	1:16.39 [1] (0:13.54)	1:02.85 [1] (0:13.50)	0:49.35 [1] (0:12.35)	0:37.00 [1] (0:12.06)	0:24.94 [2] (0:12.35)	0:12.59 [2] (0:12.59)				
Average Speed [km/h]	47.3	59.2	55.3	53.3	53.5	58.8	59.9	58.3	57.1				
Top Speed [km/h]	62.7	60.6	58.7	53.9	56.0	61.1	61.1	59.1	58.9				
Avg. Dist. to Rail [m]	10.0	2.2	1.5	2.2	1.5	1.7	1.0	0.4	0.8				
Avg. Stride Freq. [Hz]	2.3	2.3	2.2	2.2	2.2	2.3	2.4	2.4	2.3				
Avg. Stride Length [m]	5.7	7.2	7.0	6.8	6.7	7.0	6.9	6.9	6.8				



- [] Ranking at each section and finish
- .-.- No data available at this section
- NA No data available



Horse/Jockey Name	Conquistadores
Final Rank	5
Fastest Section Time (Section)	0:12.04 (600m)
Top Speed [km/h] (Section)	61.6 (Overall)
Race State	Finished



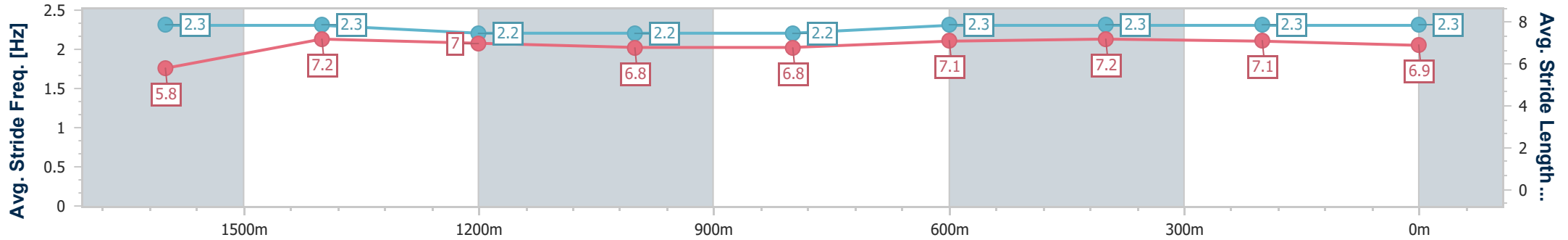
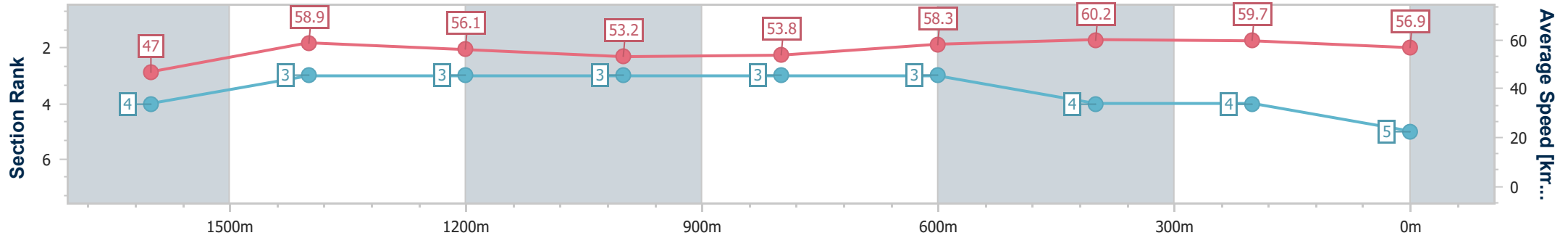
Toowoomba QLD Professional
Race 7: GLENNIE EQUESTRIAN TEAM BENCHMARK 60
Handicap - 1890m



09 November 2024 - 21:43

Track Rating: Good 3, Weather: Fine, Rail Position: True

Section	Overall	1600m	1400m	1200m	1000m	800m	600m	400m	200m
Section Times	2:03.37 [5] (0:22.05)	1:41.32 [4] (0:12.17)	1:29.15 [3] (0:12.93)	1:16.22 [3] (0:13.56)	1:02.66 [3] (0:13.49)	0:49.17 [3] (0:12.42)	0:36.75 [3] (0:12.04)	0:24.71 [4] (0:12.11)	0:12.60 [4] (0:12.60)
Average Speed [km/h]	47.0	58.9	56.1	53.2	53.8	58.3	60.2	59.7	56.9
Top Speed [km/h]	61.6	61.0	58.7	54.7	56.2	60.5	60.9	60.5	60.0
Avg. Dist. to Rail [m]	5.8	0.8	1.3	2.0	1.9	2.1	1.1	1.7	0.8
Avg. Stride Freq. [Hz]	2.3	2.3	2.2	2.2	2.2	2.3	2.3	2.3	2.3
Avg. Stride Length [m]	5.8	7.2	7.0	6.8	6.8	7.1	7.2	7.1	6.9



- [] Ranking at each section and finish
- .-.- No data available at this section
- NA No data available



Horse/Jockey Name	Star Chance
Final Rank	6
Fastest Section Time (Section)	0:12.18 (400m)
Top Speed [km/h] (Section)	62.2 (Overall)
Race State	Finished



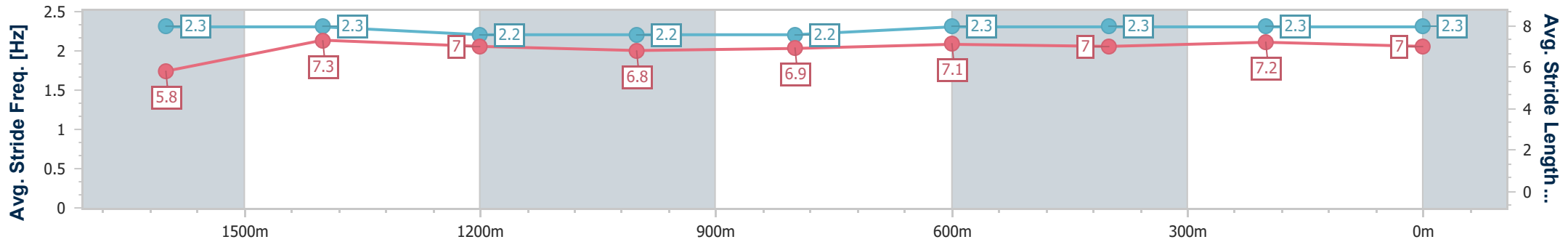
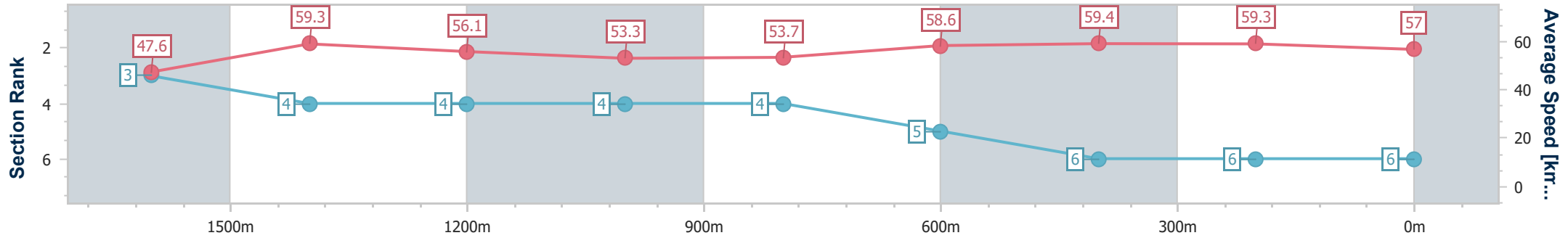
Toowoomba QLD Professional
Race 7: GLENNIE EQUESTRIAN TEAM BENCHMARK 60
Handicap - 1890m



09 November 2024 - 21:43

Track Rating: Good 3, Weather: Fine, Rail Position: True

Section	Overall	1600m	1400m	1200m	1000m	800m	600m	400m	200m				
Section Times	2:03.79 [6] (0:21.99)	1:41.80 [3] (0:12.26)	1:29.54 [4] (0:13.04)	1:16.50 [4] (0:13.55)	1:02.95 [4] (0:13.56)	0:49.39 [4] (0:12.37)	0:37.02 [5] (0:12.21)	0:24.81 [6] (0:12.18)	0:12.63 [6] (0:12.63)				
Average Speed [km/h]	47.6	59.3	56.1	53.3	53.7	58.6	59.4	59.3	57.0				
Top Speed [km/h]	62.2	61.2	58.8	54.7	55.6	61.5	60.6	59.9	59.2				
Avg. Dist. to Rail [m]	4.9	2.8	3.0	2.8	3.0	2.3	1.6	1.3	2.4				
Avg. Stride Freq. [Hz]	2.3	2.3	2.2	2.2	2.2	2.3	2.3	2.3	2.3				
Avg. Stride Length [m]	5.8	7.3	7.0	6.8	6.9	7.1	7.0	7.2	7.0				



- [] Ranking at each section and finish
- .-.- No data available at this section
- NA No data available



Horse/Jockey Name	Picador
Final Rank	7
Fastest Section Time (Section)	0:12.14 (600m)
Top Speed [km/h] (Section)	61.5 (800m)
Race State	Finished



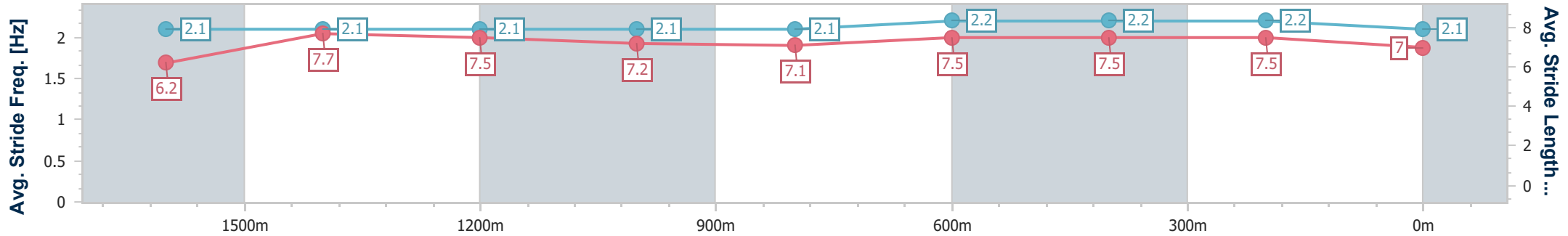
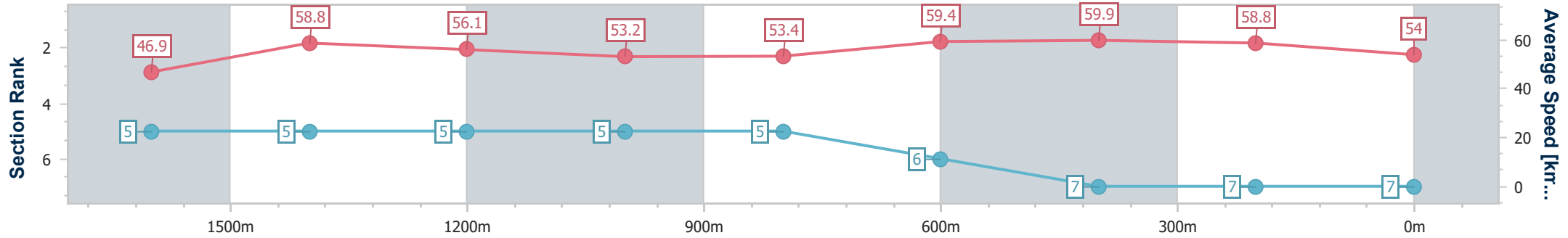
Toowoomba QLD Professional
 Race 7: GLENNIE EQUESTRIAN TEAM BENCHMARK 60
 Handicap - 1890m



09 November 2024 - 21:43

Track Rating: Good 3, Weather: Fine, Rail Position: True

Section	Overall	1600m	1400m	1200m	1000m	800m	600m	400m	200m			
Section Times	2:04.70 [7] (0:22.23)	1:42.47 [5] (0:12.22)	1:30.25 [5] (0:12.97)	1:17.28 [5] (0:13.59)	1:03.69 [5] (0:13.61)	0:50.08 [5] (0:12.25)	0:37.83 [6] (0:12.14)	0:25.69 [7] (0:12.37)	0:13.32 [7] (0:13.32)			
Average Speed [km/h]	46.9	58.8	56.1	53.2	53.4	59.4	59.9	58.8	54.0			
Top Speed [km/h]	60.8	60.7	58.8	54.3	55.5	61.5	60.9	60.0	57.4			
Avg. Dist. to Rail [m]	4.9	0.4	1.9	3.6	3.1	3.2	1.9	2.6	3.2			
Avg. Stride Freq. [Hz]	2.1	2.1	2.1	2.1	2.1	2.2	2.2	2.2	2.1			
Avg. Stride Length [m]	6.2	7.7	7.5	7.2	7.1	7.5	7.5	7.5	7.0			



- [] Ranking at each section and finish
- .-.- No data available at this section
- NA No data available