



# Toowoomba QLD Professional

## Race 2: HUTCHINSON BUILDERS Class 3 Plate - 1100m

09 November 2024 - 18:30



Track Rating: Good 3, Weather: Fine, Rail Position: True

Section		Field Times											Last 600m	
		Overall	1000m	800m	600m	400m	200m						0:35.49	
		1:05.38 (0:07.95)	0:57.43 (0:10.68)	0:46.75 (0:11.26)	0:35.49 (0:11.68)	0:23.81 (0:11.79)	0:12.02 (0:12.02)							
Rank	TAB	Horse/Jockey	Barrier	Top Speed [km/h]	Fastest Section							Margin	Distance Travelled [m]	
1	3	HEROIC CHIEF Chelsea Baker	1	67.6 1000m	0:08.12 Overall	1:05.38 [1] (0:08.12)	0:57.26 [5] (0:10.96)	0:46.30 [3] (0:10.98)	0:35.32 [2] (0:11.70)	0:23.62 [3] (0:11.75)	0:11.87 [2] (0:11.87)	1:05.38	0:35.32	
2	13	SURREAL ASCOT Olivia Kendal	7	66.7 1000m	0:07.96 Overall	1:05.44 [2] (0:07.96)	0:57.48 [2] (0:11.10)	0:46.38 [2] (0:11.11)	0:35.27 [3] (0:11.50)	0:23.77 [2] (0:11.69)	0:12.08 [1] (0:12.08)	0.3L	0:35.27	+2
3	2	DON'T DISS AROUND Jake Molloy	5	67.3 800m	0:08.64 Overall	1:05.47 [3] (0:08.64)	0:56.83 [10] (0:11.42)	0:45.41 [10] (0:10.93)	0:34.48 [10] (0:11.31)	0:23.17 [8] (0:11.71)	0:11.46 [7] (0:11.46)	0.5L	0:34.48	+4
4	5	MASTER GEE Anthony Allen	6	67.3 1000m	0:08.19 Overall	1:05.55 [4] (0:08.19)	0:57.36 [6] (0:11.21)	0:46.15 [5] (0:11.06)	0:35.09 [5] (0:11.49)	0:23.60 [5] (0:11.75)	0:11.85 [5] (0:11.85)	0.9L	0:35.09	+6
5	11	ELECTRIC ARROW Madeleine Wishart	2	66.6 800m	0:08.06 Overall	1:05.63 [5] (0:08.06)	0:57.57 [3] (0:11.29)	0:46.28 [4] (0:11.05)	0:35.23 [4] (0:11.49)	0:23.74 [4] (0:11.76)	0:11.98 [3] (0:11.98)	1.3L	0:35.23	+2
6	8	BLERIOT Damien Boutet	3	68.1 800m	0:08.41 Overall	1:05.69 [6] (0:08.41)	0:57.28 [8] (0:11.32)	0:45.96 [8] (0:10.94)	0:35.02 [7] (0:11.39)	0:23.63 [6] (0:11.60)	0:12.03 [4] (0:12.03)	1.5L	0:35.02	-1
7	7	TERAMBI Les Tilley	4	67.3 800m	0:08.45 Overall	1:05.87 [7] (0:08.45)	0:57.42 [9] (0:11.23)	0:46.19 [7] (0:10.96)	0:35.23 [6] (0:11.47)	0:23.76 [7] (0:11.62)	0:12.14 [6] (0:12.14)	2.5L	0:35.23	+2
8	4	POINT BREAK Liv O'Donnell	10	66.4 800m	0:08.39 Overall	1:06.32 [8] (0:08.39)	0:57.93 [7] (0:11.45)	0:46.48 [9] (0:11.10)	0:35.38 [9] (0:11.40)	0:23.98 [9] (0:11.75)	0:12.23 [9] (0:12.23)	5L	0:35.38	+5
9	6	PALATIAL PRINCE Hannah Richardson	9	67.1 800m	0:08.10 Overall	1:07.51 [9] (0:08.10)	0:59.41 [4] (0:11.55)	0:47.86 [6] (0:11.10)	0:36.76 [8] (0:11.71)	0:25.05 [10] (0:12.10)	0:12.95 [10] (0:12.95)	12L	0:36.76	+12
10	10	HER EXPENSE Rob Thorburn	8	71.0 1000m	0:07.95 Overall	1:07.73 [10] (0:07.95)	0:59.78 [1] (0:10.68)	0:49.10 [1] (0:11.26)	0:37.84 [1] (0:11.68)	0:26.16 [1] (0:12.50)	0:13.66 [8] (0:13.66)	13.3L	0:37.84	+6

Scratched: Jubilant (#12), Boston City (#1), That's An Extra (#9), Pia Mia (#14)

[ ] Ranking at each section and finish  
 -:-:- No data available at this section  
 NA No data available

SCN Saddle cloth number  
 DNF Did not finish  
 DNT Did not track



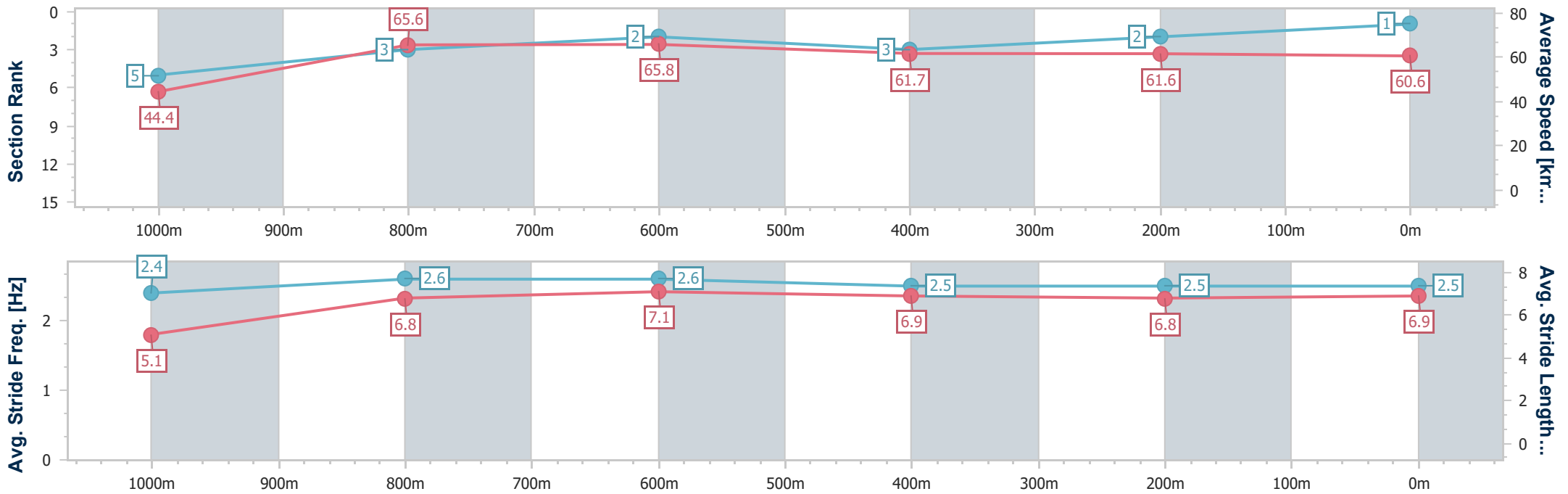
Horse/Jockey Name	Heroic Chief
Final Rank	1
Fastest Section Time (Section)	0:08.12 (Overall)
Top Speed [km/h] (Section)	67.6 (1000m)
Race State	Finished



Toowoomba QLD Professional  
 Race 2: HUTCHINSON BUILDERS Class 3 Plate - 1100m  
 09 November 2024 - 18:30  
 Track Rating: Good 3, Weather: Fine, Rail Position: True



Section	Overall	1000m	800m	600m	400m	200m
Section Times	1:05.38 [1] (0:08.12)	0:57.26 [5] (0:10.96)	0:46.30 [3] (0:10.98)	0:35.32 [2] (0:11.70)	0:23.62 [3] (0:11.75)	0:11.87 [2] (0:11.87)
Average Speed [km/h]	44.4	65.6	65.8	61.7	61.6	60.6
Top Speed [km/h]	63.4	67.6	67.0	64.3	62.9	61.8
Avg. Dist. to Rail [m]	3.8	0.5	0.9	0.8	1.3	1.6
Avg. Stride Freq. [Hz]	2.4	2.6	2.6	2.5	2.5	2.5
Avg. Stride Length [m]	5.1	6.8	7.1	6.9	6.8	6.9



- [ ] Ranking at each section and finish
- .-.- No data available at this section
- NA No data available



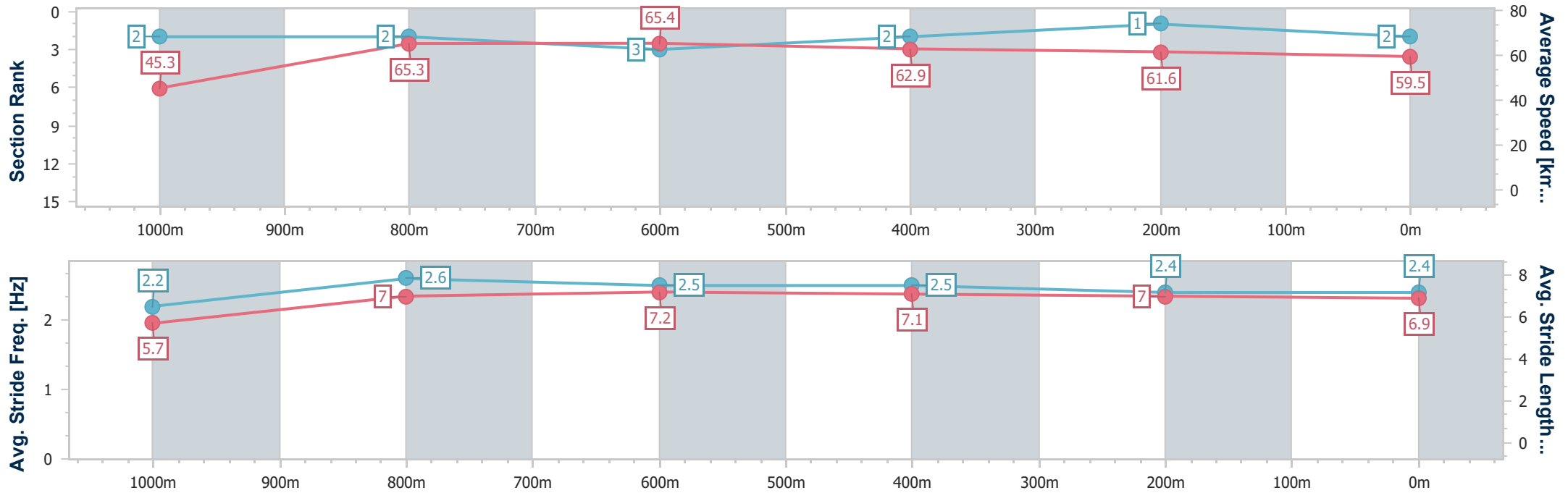
Horse/Jockey Name	Surreal Ascot
Final Rank	2
Fastest Section Time (Section)	0:07.96 (Overall)
Top Speed [km/h] (Section)	66.7 (1000m)
Race State	Finished



Toowoomba QLD Professional  
 Race 2: HUTCHINSON BUILDERS Class 3 Plate - 1100m  
 09 November 2024 - 18:30  
 Track Rating: Good 3, Weather: Fine, Rail Position: True



Section	Overall	1000m	800m	600m	400m	200m
Section Times	1:05.44 [2] (0:07.96)	0:57.48 [2] (0:11.10)	0:46.38 [2] (0:11.11)	0:35.27 [3] (0:11.50)	0:23.77 [2] (0:11.69)	0:12.08 [1] (0:12.08)
Average Speed [km/h]	45.3	65.3	65.4	62.9	61.6	59.5
Top Speed [km/h]	61.7	66.7	66.3	64.3	62.7	61.0
Avg. Dist. to Rail [m]	7.2	3.5	2.3	0.9	0.7	0.3
Avg. Stride Freq. [Hz]	2.2	2.6	2.5	2.5	2.4	2.4
Avg. Stride Length [m]	5.7	7.0	7.2	7.1	7.0	6.9



- [ ] Ranking at each section and finish
- .-.- No data available at this section
- NA No data available



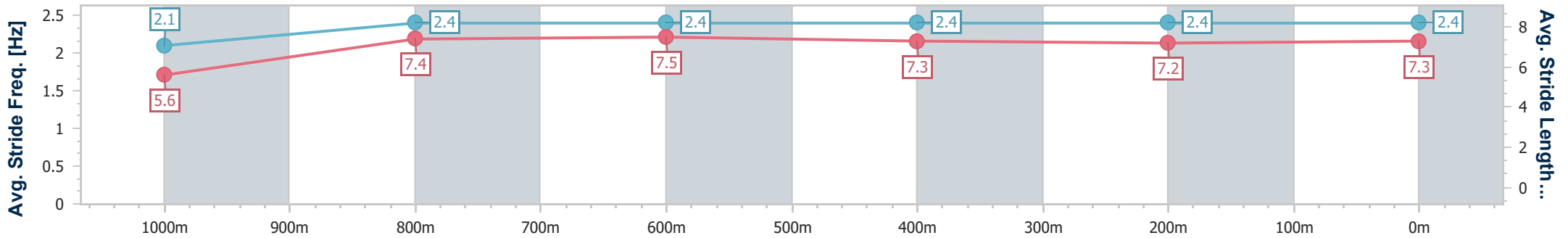
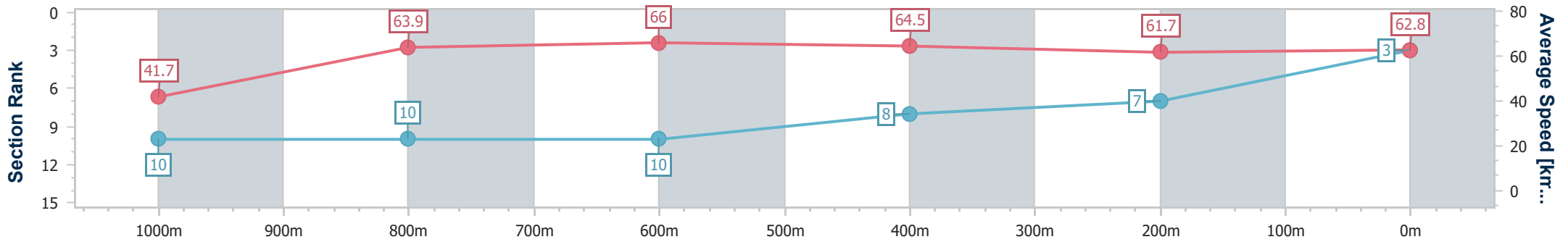
Horse/Jockey Name	Don't Diss Around
Final Rank	3
Fastest Section Time (Section)	0:08.64 (Overall)
Top Speed [km/h] (Section)	67.3 (800m)
Race State	Finished



Toowoomba QLD Professional  
 Race 2: HUTCHINSON BUILDERS Class 3 Plate - 1100m  
 09 November 2024 - 18:30  
 Track Rating: Good 3, Weather: Fine, Rail Position: True



Section	Overall	1000m	800m	600m	400m	200m
Section Times	1:05.47 [3] (0:08.64)	0:56.83 [10] (0:11.42)	0:45.41 [10] (0:10.93)	0:34.48 [10] (0:11.31)	0:23.17 [8] (0:11.71)	0:11.46 [7] (0:11.46)
Average Speed [km/h]	41.7	63.9	66.0	64.5	61.7	62.8
Top Speed [km/h]	60.7	65.6	67.3	66.4	62.5	63.3
Avg. Dist. to Rail [m]	6.7	2.9	1.9	2.2	1.6	4.2
Avg. Stride Freq. [Hz]	2.1	2.4	2.4	2.4	2.4	2.4
Avg. Stride Length [m]	5.6	7.4	7.5	7.3	7.2	7.3



- [ ] Ranking at each section and finish
- .-.- No data available at this section
- NA No data available



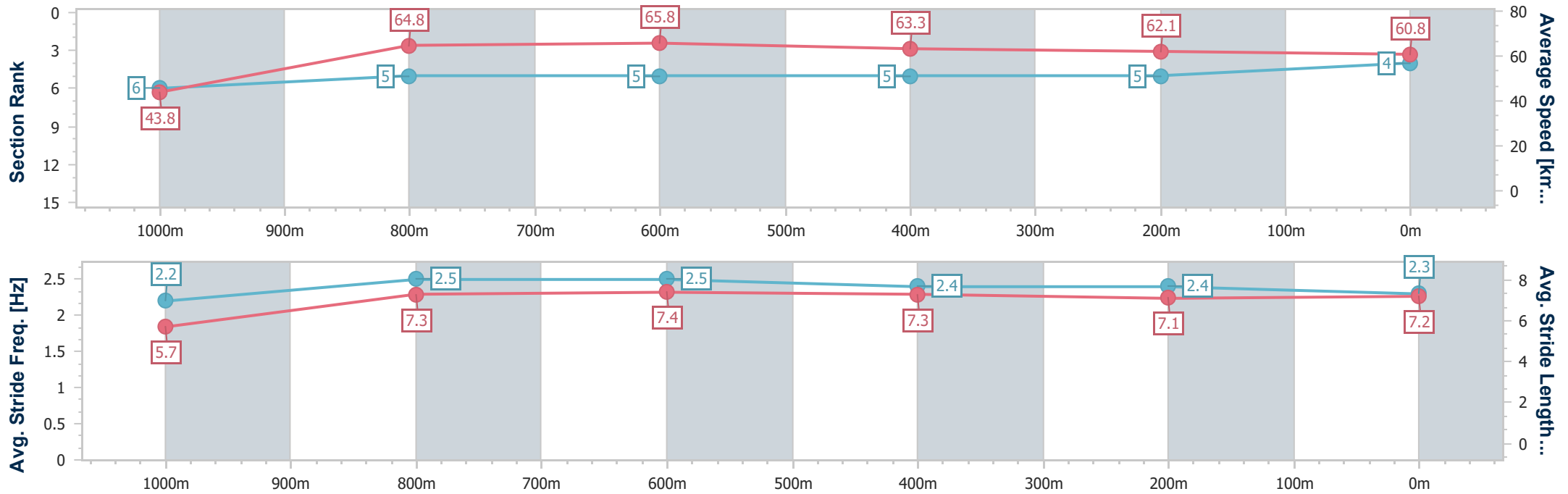
Horse/Jockey Name	Master Gee
Final Rank	4
Fastest Section Time (Section)	0:08.19 (Overall)
Top Speed [km/h] (Section)	67.3 (1000m)
Race State	Finished



Toowoomba QLD Professional  
 Race 2: HUTCHINSON BUILDERS Class 3 Plate - 1100m  
 09 November 2024 - 18:30  
 Track Rating: Good 3, Weather: Fine, Rail Position: True



Section	Overall	1000m	800m	600m	400m	200m
Section Times	1:05.55 [4] (0:08.19)	0:57.36 [6] (0:11.21)	0:46.15 [5] (0:11.06)	0:35.09 [5] (0:11.49)	0:23.60 [5] (0:11.75)	0:11.85 [5] (0:11.85)
Average Speed [km/h]	43.8	64.8	65.8	63.3	62.1	60.8
Top Speed [km/h]	60.9	67.3	67.0	65.3	63.9	62.8
Avg. Dist. to Rail [m]	4.9	2.6	2.4	2.3	3.8	4.9
Avg. Stride Freq. [Hz]	2.2	2.5	2.5	2.4	2.4	2.3
Avg. Stride Length [m]	5.7	7.3	7.4	7.3	7.1	7.2



- [ ] Ranking at each section and finish
- .-.- No data available at this section
- NA No data available



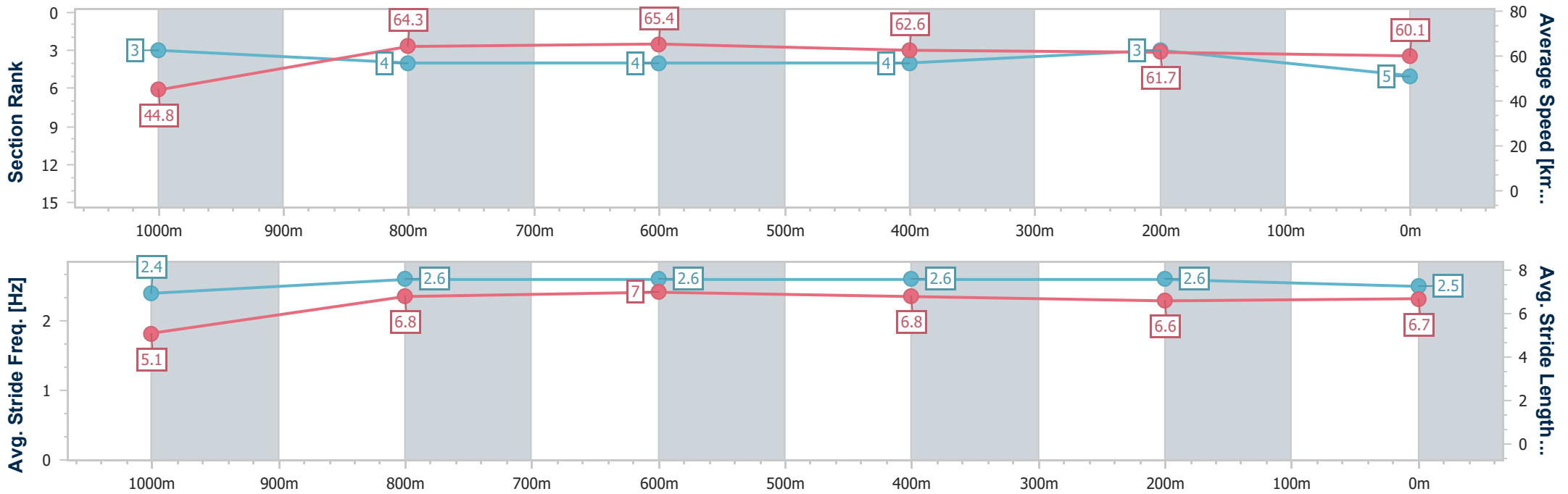
Horse/Jockey Name	Electric Arrow
Final Rank	5
Fastest Section Time (Section)	0:08.06 (Overall)
Top Speed [km/h] (Section)	66.6 (800m)
Race State	Finished



Toowoomba QLD Professional  
 Race 2: HUTCHINSON BUILDERS Class 3 Plate - 1100m  
 09 November 2024 - 18:30  
 Track Rating: Good 3, Weather: Fine, Rail Position: True



Section	Overall	1000m	800m	600m	400m	200m
Section Times	1:05.63 [5] (0:08.06)	0:57.57 [3] (0:11.29)	0:46.28 [4] (0:11.05)	0:35.23 [4] (0:11.49)	0:23.74 [4] (0:11.76)	0:11.98 [3] (0:11.98)
Average Speed [km/h]	44.8	64.3	65.4	62.6	61.7	60.1
Top Speed [km/h]	63.2	66.1	66.6	64.9	62.4	61.2
Avg. Dist. to Rail [m]	3.6	2.5	1.0	0.5	1.7	2.0
Avg. Stride Freq. [Hz]	2.4	2.6	2.6	2.6	2.6	2.5
Avg. Stride Length [m]	5.1	6.8	7.0	6.8	6.6	6.7



- [ ] Ranking at each section and finish
- .-.- No data available at this section
- NA No data available



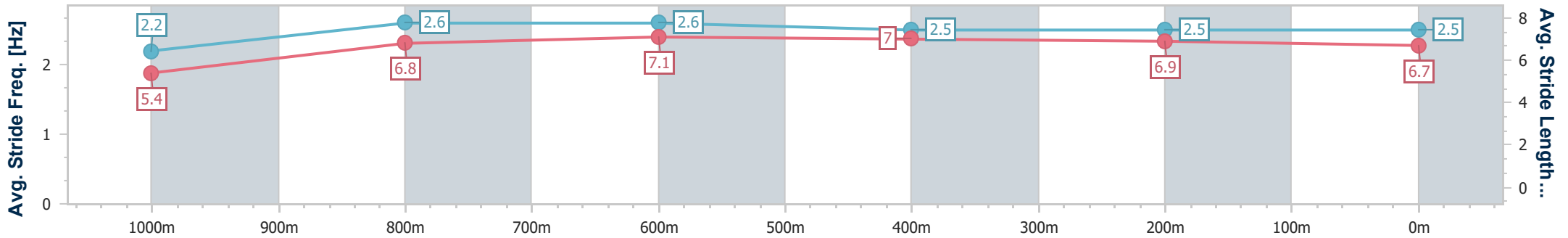
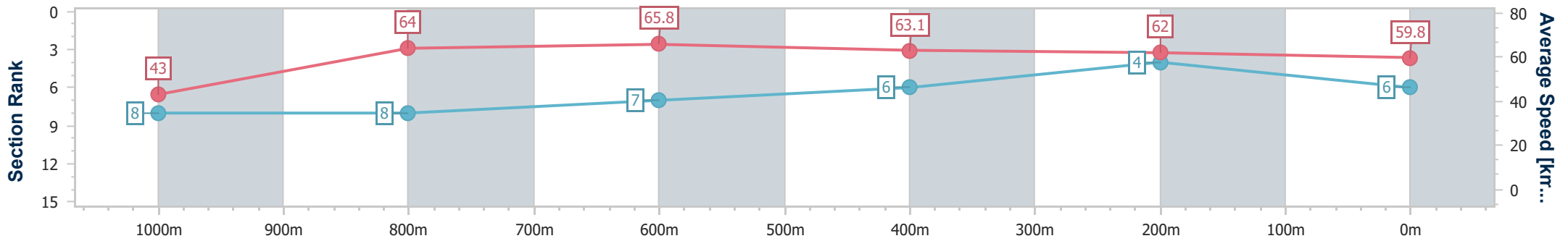
Horse/Jockey Name	Bleriot
Final Rank	6
Fastest Section Time (Section)	0:08.41 (Overall)
Top Speed [km/h] (Section)	68.1 (800m)
Race State	Finished



Toowoomba QLD Professional  
 Race 2: HUTCHINSON BUILDERS Class 3 Plate - 1100m  
 09 November 2024 - 18:30  
 Track Rating: Good 3, Weather: Fine, Rail Position: True



Section	Overall	1000m	800m	600m	400m	200m
Section Times	1:05.69 [6] (0:08.41)	0:57.28 [8] (0:11.32)	0:45.96 [8] (0:10.94)	0:35.02 [7] (0:11.39)	0:23.63 [6] (0:11.60)	0:12.03 [4] (0:12.03)
Average Speed [km/h]	43.0	64.0	65.8	63.1	62.0	59.8
Top Speed [km/h]	62.6	66.2	68.1	64.9	63.2	61.4
Avg. Dist. to Rail [m]	3.5	1.9	0.7	0.7	0.9	0.2
Avg. Stride Freq. [Hz]	2.2	2.6	2.6	2.5	2.5	2.5
Avg. Stride Length [m]	5.4	6.8	7.1	7.0	6.9	6.7



- [ ] Ranking at each section and finish
- .-.- No data available at this section
- NA No data available



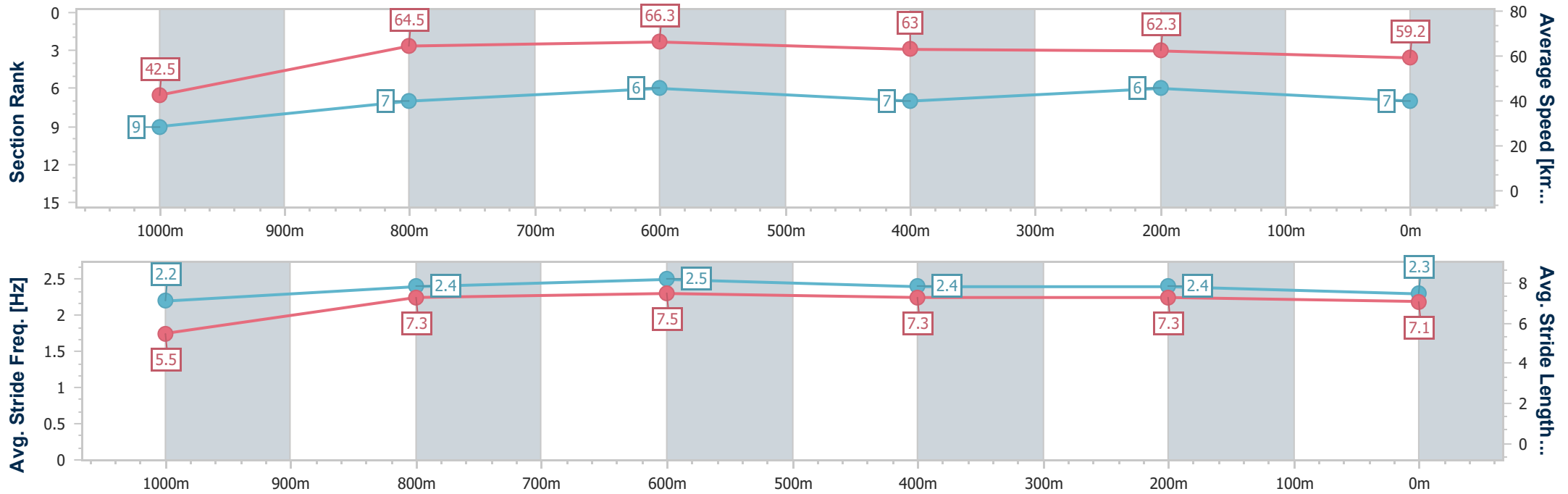
Horse/Jockey Name	Terambi
Final Rank	7
Fastest Section Time (Section)	0:08.45 (Overall)
Top Speed [km/h] (Section)	67.3 (800m)
Race State	Finished



Toowoomba QLD Professional  
 Race 2: HUTCHINSON BUILDERS Class 3 Plate - 1100m  
 09 November 2024 - 18:30  
 Track Rating: Good 3, Weather: Fine, Rail Position: True



Section	Overall	1000m	800m	600m	400m	200m
Section Times	1:05.87 [7] (0:08.45)	0:57.42 [9] (0:11.23)	0:46.19 [7] (0:10.96)	0:35.23 [6] (0:11.47)	0:23.76 [7] (0:11.62)	0:12.14 [6] (0:12.14)
Average Speed [km/h]	42.5	64.5	66.3	63.0	62.3	59.2
Top Speed [km/h]	63.1	66.5	67.3	65.1	63.8	61.8
Avg. Dist. to Rail [m]	5.0	2.7	1.7	1.0	1.0	0.6
Avg. Stride Freq. [Hz]	2.2	2.4	2.5	2.4	2.4	2.3
Avg. Stride Length [m]	5.5	7.3	7.5	7.3	7.3	7.1



- [ ] Ranking at each section and finish
- .-.- No data available at this section
- NA No data available





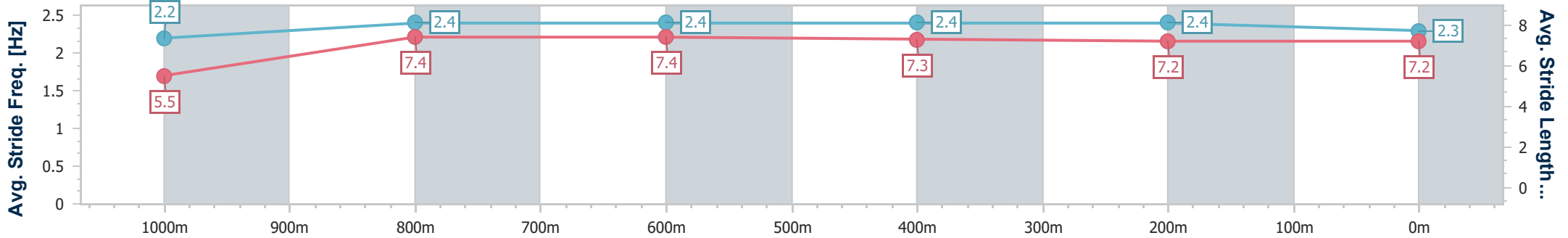
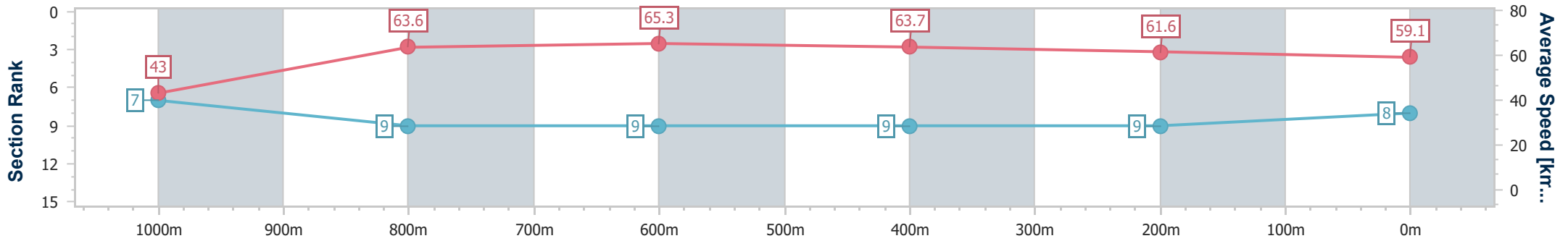
Horse/Jockey Name	Point Break
Final Rank	8
Fastest Section Time (Section)	0:08.39 (Overall)
Top Speed [km/h] (Section)	66.4 (800m)
Race State	Finished



Toowoomba QLD Professional  
 Race 2: HUTCHINSON BUILDERS Class 3 Plate - 1100m  
 09 November 2024 - 18:30  
 Track Rating: Good 3, Weather: Fine, Rail Position: True



Section	Overall	1000m	800m	600m	400m	200m
Section Times	1:06.32 [8] (0:08.39)	0:57.93 [7] (0:11.45)	0:46.48 [9] (0:11.10)	0:35.38 [9] (0:11.40)	0:23.98 [9] (0:11.75)	0:12.23 [9] (0:12.23)
Average Speed [km/h]	43.0	63.6	65.3	63.7	61.6	59.1
Top Speed [km/h]	62.0	64.5	66.4	65.7	62.8	60.8
Avg. Dist. to Rail [m]	8.9	3.9	1.9	1.6	1.8	2.0
Avg. Stride Freq. [Hz]	2.2	2.4	2.4	2.4	2.4	2.3
Avg. Stride Length [m]	5.5	7.4	7.4	7.3	7.2	7.2



- [ ] Ranking at each section and finish
- .-.- No data available at this section
- NA No data available



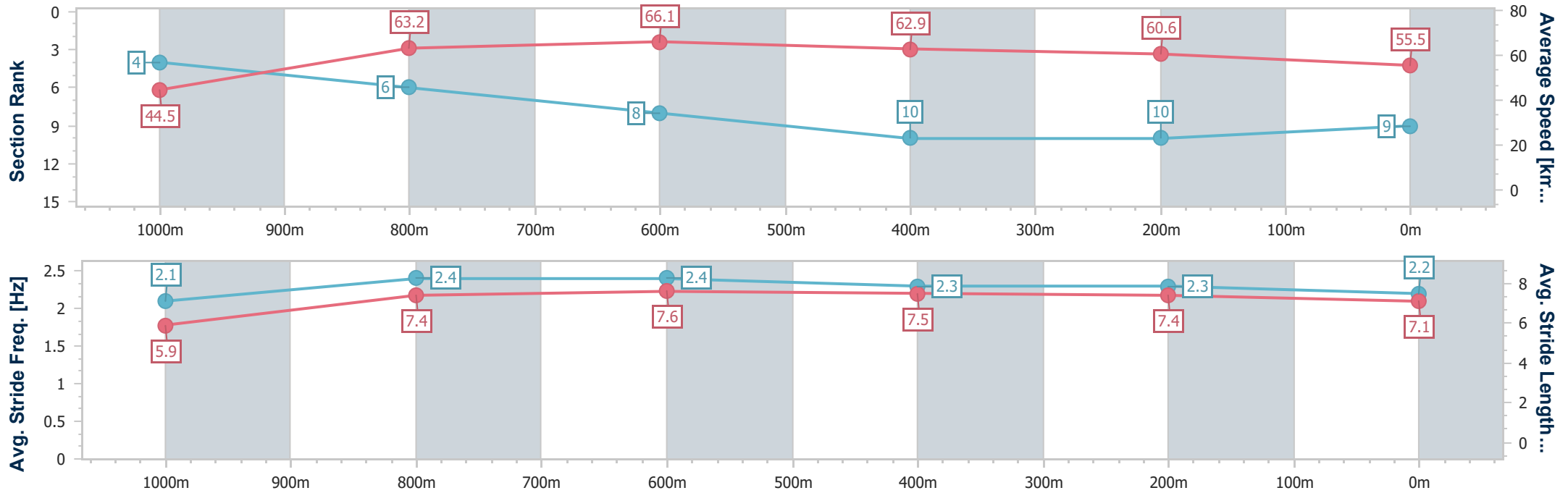
Horse/Jockey Name	Palatial Prince
Final Rank	9
Fastest Section Time (Section)	0:08.10 (Overall)
Top Speed [km/h] (Section)	67.1 (800m)
Race State	Finished



Toowoomba QLD Professional  
 Race 2: HUTCHINSON BUILDERS Class 3 Plate - 1100m  
 09 November 2024 - 18:30  
 Track Rating: Good 3, Weather: Fine, Rail Position: True



Section	Overall	1000m	800m	600m	400m	200m
Section Times	1:07.51 [9] (0:08.10)	0:59.41 [4] (0:11.55)	0:47.86 [6] (0:11.10)	0:36.76 [8] (0:11.71)	0:25.05 [10] (0:12.10)	0:12.95 [10] (0:12.95)
Average Speed [km/h]	44.5	63.2	66.1	62.9	60.6	55.5
Top Speed [km/h]	59.9	66.2	67.1	65.9	62.5	58.2
Avg. Dist. to Rail [m]	9.3	4.7	4.5	4.6	5.0	3.4
Avg. Stride Freq. [Hz]	2.1	2.4	2.4	2.3	2.3	2.2
Avg. Stride Length [m]	5.9	7.4	7.6	7.5	7.4	7.1



- [ ] Ranking at each section and finish
- .-.- No data available at this section
- NA No data available



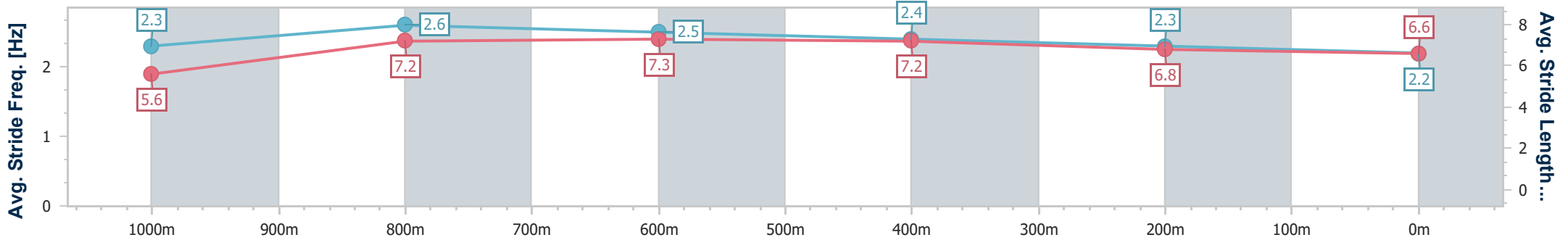
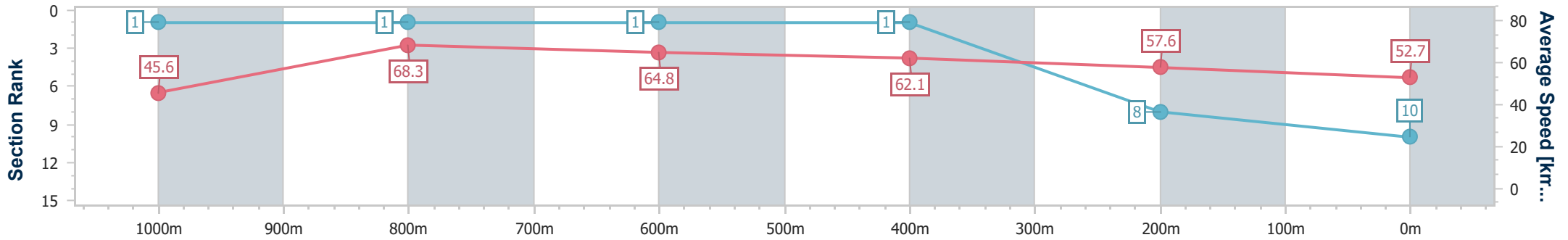
Horse/Jockey Name	Her Expense
Final Rank	10
Fastest Section Time (Section)	0:07.95 (Overall)
Top Speed [km/h] (Section)	71.0 (1000m)
Race State	Finished



Toowoomba QLD Professional  
 Race 2: HUTCHINSON BUILDERS Class 3 Plate - 1100m  
 09 November 2024 - 18:30  
 Track Rating: Good 3, Weather: Fine, Rail Position: True



Section	Overall	1000m	800m	600m	400m	200m
Section Times	1:07.73 [10] (0:07.95)	0:59.78 [1] (0:10.68)	0:49.10 [1] (0:11.26)	0:37.84 [1] (0:11.68)	0:26.16 [1] (0:12.50)	0:13.66 [8] (0:13.66)
Average Speed [km/h]	45.6	68.3	64.8	62.1	57.6	52.7
Top Speed [km/h]	67.0	71.0	66.7	64.8	59.8	55.6
Avg. Dist. to Rail [m]	11.1	5.4	3.5	1.0	0.5	0.4
Avg. Stride Freq. [Hz]	2.3	2.6	2.5	2.4	2.3	2.2
Avg. Stride Length [m]	5.6	7.2	7.3	7.2	6.8	6.6



- [ ] Ranking at each section and finish
- .-.- No data available at this section
- NA No data available