



Toowoomba QLD Professional

Race 2: HUTCHINSON BUILDERS Class 3 Plate - 1100m

09 November 2024 - 18:30



Track Rating: Good 3, Weather: Fine, Rail Position: True

Section		Field Times											Last 600m	
		Overall	1000m	800m	600m	400m	200m						0:35.49	
		1:05.38 (0:07.95)	0:57.43 (0:10.68)	0:46.75 (0:11.26)	0:35.49 (0:11.68)	0:23.81 (0:11.79)	0:12.02 (0:12.02)							
Rank	TAB	Horse/Jockey	Barrier	Top Speed [km/h]	Fastest Section								Margin	Distance Travelled [m]
1	3	HEROIC CHIEF Chelsea Baker	1	67.6 1000m	0:08.12 Overall	1:05.38 [1] (0:08.12)	0:57.26 [5] (0:10.96)	0:46.30 [3] (0:10.98)	0:35.32 [2] (0:11.70)	0:23.62 [3] (0:11.75)	0:11.87 [2] (0:11.87)	1:05.38	0:35.32	
2	13	SURREAL ASCOT Olivia Kendal	7	66.7 1000m	0:07.96 Overall	1:05.44 [2] (0:07.96)	0:57.48 [2] (0:11.10)	0:46.38 [2] (0:11.11)	0:35.27 [3] (0:11.50)	0:23.77 [2] (0:11.69)	0:12.08 [1] (0:12.08)	0.3L	0:35.27	+2
3	2	DON'T DISS AROUND Jake Molloy	5	67.3 800m	0:08.64 Overall	1:05.47 [3] (0:08.64)	0:56.83 [10] (0:11.42)	0:45.41 [10] (0:10.93)	0:34.48 [10] (0:11.31)	0:23.17 [8] (0:11.71)	0:11.46 [7] (0:11.46)	0.5L	0:34.48	+4
4	5	MASTER GEE Anthony Allen	6	67.3 1000m	0:08.19 Overall	1:05.55 [4] (0:08.19)	0:57.36 [6] (0:11.21)	0:46.15 [5] (0:11.06)	0:35.09 [5] (0:11.49)	0:23.60 [5] (0:11.75)	0:11.85 [5] (0:11.85)	0.9L	0:35.09	+6
5	11	ELECTRIC ARROW Madeleine Wishart	2	66.6 800m	0:08.06 Overall	1:05.63 [5] (0:08.06)	0:57.57 [3] (0:11.29)	0:46.28 [4] (0:11.05)	0:35.23 [4] (0:11.49)	0:23.74 [4] (0:11.76)	0:11.98 [3] (0:11.98)	1.3L	0:35.23	+2
6	8	BLERIOT Damien Boutet	3	68.1 800m	0:08.41 Overall	1:05.69 [6] (0:08.41)	0:57.28 [8] (0:11.32)	0:45.96 [8] (0:10.94)	0:35.02 [7] (0:11.39)	0:23.63 [6] (0:11.60)	0:12.03 [4] (0:12.03)	1.5L	0:35.02	-1
7	7	TERAMBI Les Tilley	4	67.3 800m	0:08.45 Overall	1:05.87 [7] (0:08.45)	0:57.42 [9] (0:11.23)	0:46.19 [7] (0:10.96)	0:35.23 [6] (0:11.47)	0:23.76 [7] (0:11.62)	0:12.14 [6] (0:12.14)	2.5L	0:35.23	+2
8	4	POINT BREAK Liv O'Donnell	10	66.4 800m	0:08.39 Overall	1:06.32 [8] (0:08.39)	0:57.93 [7] (0:11.45)	0:46.48 [9] (0:11.10)	0:35.38 [9] (0:11.40)	0:23.98 [9] (0:11.75)	0:12.23 [9] (0:12.23)	5L	0:35.38	+5
9	6	PALATIAL PRINCE Hannah Richardson	9	67.1 800m	0:08.10 Overall	1:07.51 [9] (0:08.10)	0:59.41 [4] (0:11.55)	0:47.86 [6] (0:11.10)	0:36.76 [8] (0:11.71)	0:25.05 [10] (0:12.10)	0:12.95 [10] (0:12.95)	12L	0:36.76	+12
10	10	HER EXPENSE Rob Thorburn	8	71.0 1000m	0:07.95 Overall	1:07.73 [10] (0:07.95)	0:59.78 [1] (0:10.68)	0:49.10 [1] (0:11.26)	0:37.84 [1] (0:11.68)	0:26.16 [1] (0:12.50)	0:13.66 [8] (0:13.66)	13.3L	0:37.84	+6

Scratched: Jubilant (#12), Boston City (#1), That's An Extra (#9), Pia Mia (#14)

[] Ranking at each section and finish
 -:-:- No data available at this section
 NA No data available

SCN Saddle cloth number
 DNF Did not finish
 DNT Did not track



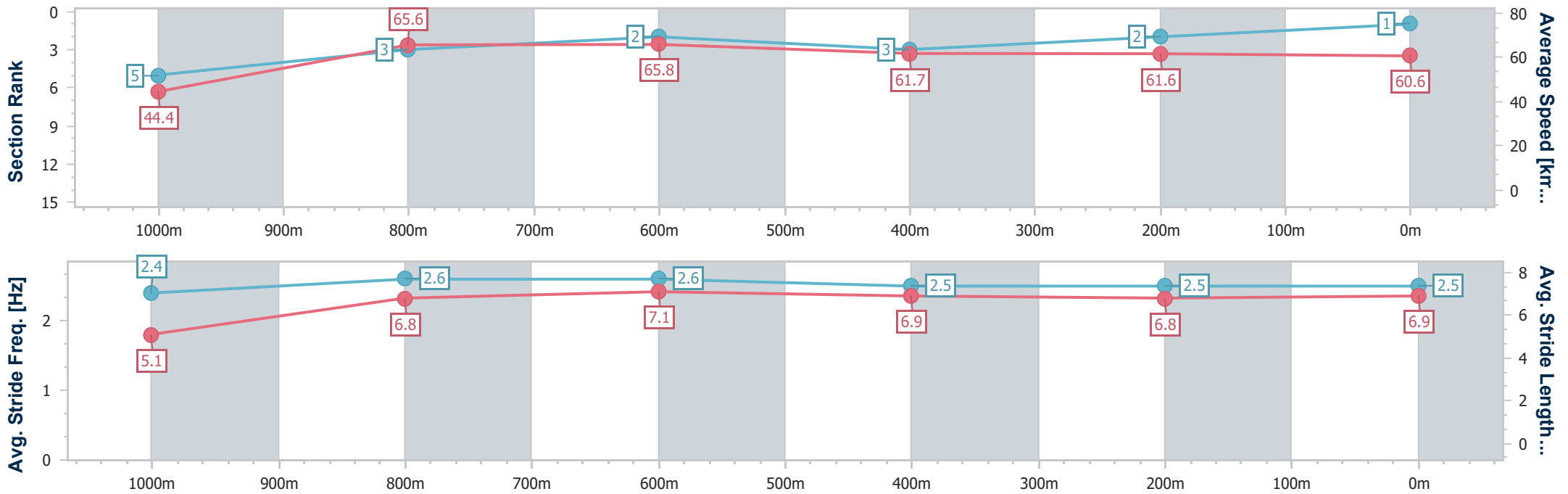
Horse/Jockey Name	Heroic Chief
Final Rank	1
Fastest Section Time (Section)	0:08.12 (Overall)
Top Speed [km/h] (Section)	67.6 (1000m)
Race State	Finished



Toowoomba QLD Professional
 Race 2: HUTCHINSON BUILDERS Class 3 Plate - 1100m
 09 November 2024 - 18:30
 Track Rating: Good 3, Weather: Fine, Rail Position: True



Section	Overall	1000m	800m	600m	400m	200m
Section Times	1:05.38 [1] (0:08.12)	0:57.26 [5] (0:10.96)	0:46.30 [3] (0:10.98)	0:35.32 [2] (0:11.70)	0:23.62 [3] (0:11.75)	0:11.87 [2] (0:11.87)
Average Speed [km/h]	44.4	65.6	65.8	61.7	61.6	60.6
Top Speed [km/h]	63.4	67.6	67.0	64.3	62.9	61.8
Avg. Dist. to Rail [m]	3.8	0.5	0.9	0.8	1.3	1.6
Avg. Stride Freq. [Hz]	2.4	2.6	2.6	2.5	2.5	2.5
Avg. Stride Length [m]	5.1	6.8	7.1	6.9	6.8	6.9



- [] Ranking at each section and finish
- .-.- No data available at this section
- NA No data available



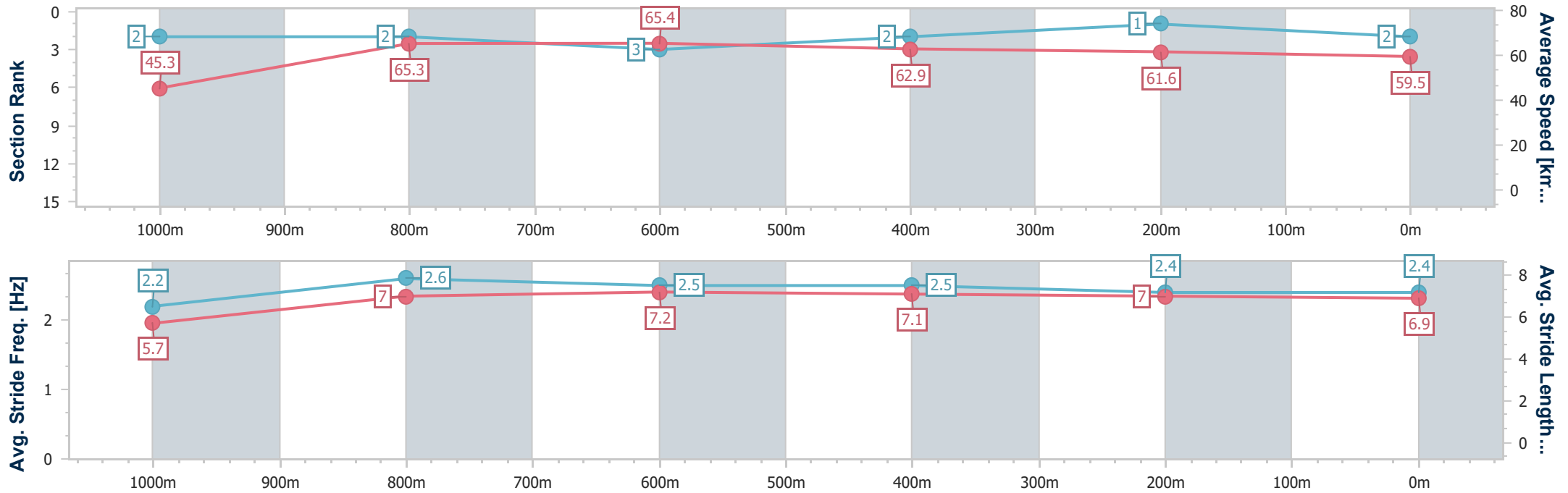
Horse/Jockey Name	Surreal Ascot
Final Rank	2
Fastest Section Time (Section)	0:07.96 (Overall)
Top Speed [km/h] (Section)	66.7 (1000m)
Race State	Finished



Toowoomba QLD Professional
 Race 2: HUTCHINSON BUILDERS Class 3 Plate - 1100m
 09 November 2024 - 18:30
 Track Rating: Good 3, Weather: Fine, Rail Position: True



Section	Overall	1000m	800m	600m	400m	200m
Section Times	1:05.44 [2] (0:07.96)	0:57.48 [2] (0:11.10)	0:46.38 [2] (0:11.11)	0:35.27 [3] (0:11.50)	0:23.77 [2] (0:11.69)	0:12.08 [1] (0:12.08)
Average Speed [km/h]	45.3	65.3	65.4	62.9	61.6	59.5
Top Speed [km/h]	61.7	66.7	66.3	64.3	62.7	61.0
Avg. Dist. to Rail [m]	7.2	3.5	2.3	0.9	0.7	0.3
Avg. Stride Freq. [Hz]	2.2	2.6	2.5	2.5	2.4	2.4
Avg. Stride Length [m]	5.7	7.0	7.2	7.1	7.0	6.9



- [] Ranking at each section and finish
- .-.- No data available at this section
- NA No data available



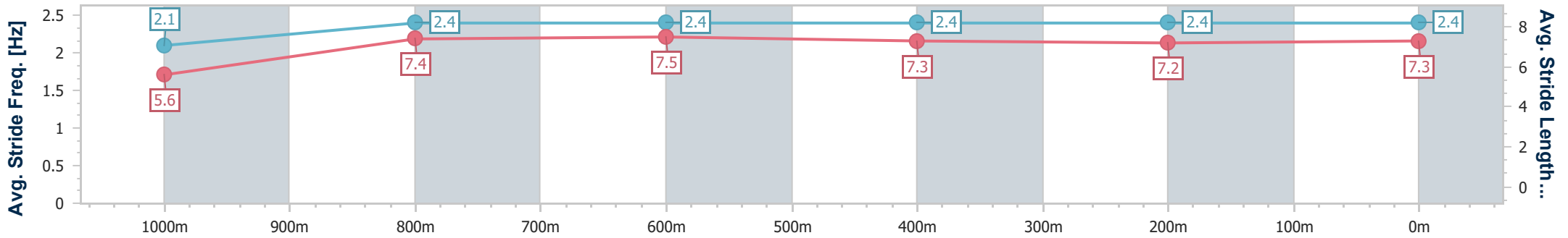
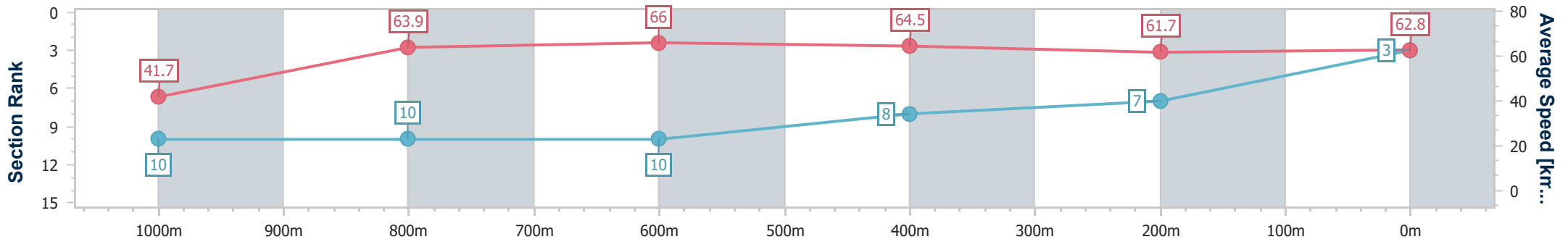
Horse/Jockey Name	Don't Diss Around
Final Rank	3
Fastest Section Time (Section)	0:08.64 (Overall)
Top Speed [km/h] (Section)	67.3 (800m)
Race State	Finished



Toowoomba QLD Professional
 Race 2: HUTCHINSON BUILDERS Class 3 Plate - 1100m
 09 November 2024 - 18:30
 Track Rating: Good 3, Weather: Fine, Rail Position: True



Section	Overall	1000m	800m	600m	400m	200m
Section Times	1:05.47 [3] (0:08.64)	0:56.83 [10] (0:11.42)	0:45.41 [10] (0:10.93)	0:34.48 [10] (0:11.31)	0:23.17 [8] (0:11.71)	0:11.46 [7]
Average Speed [km/h]	41.7	63.9	66.0	64.5	61.7	62.8
Top Speed [km/h]	60.7	65.6	67.3	66.4	62.5	63.3
Avg. Dist. to Rail [m]	6.7	2.9	1.9	2.2	1.6	4.2
Avg. Stride Freq. [Hz]	2.1	2.4	2.4	2.4	2.4	2.4
Avg. Stride Length [m]	5.6	7.4	7.5	7.3	7.2	7.3



- [] Ranking at each section and finish
- .-.- No data available at this section
- NA No data available



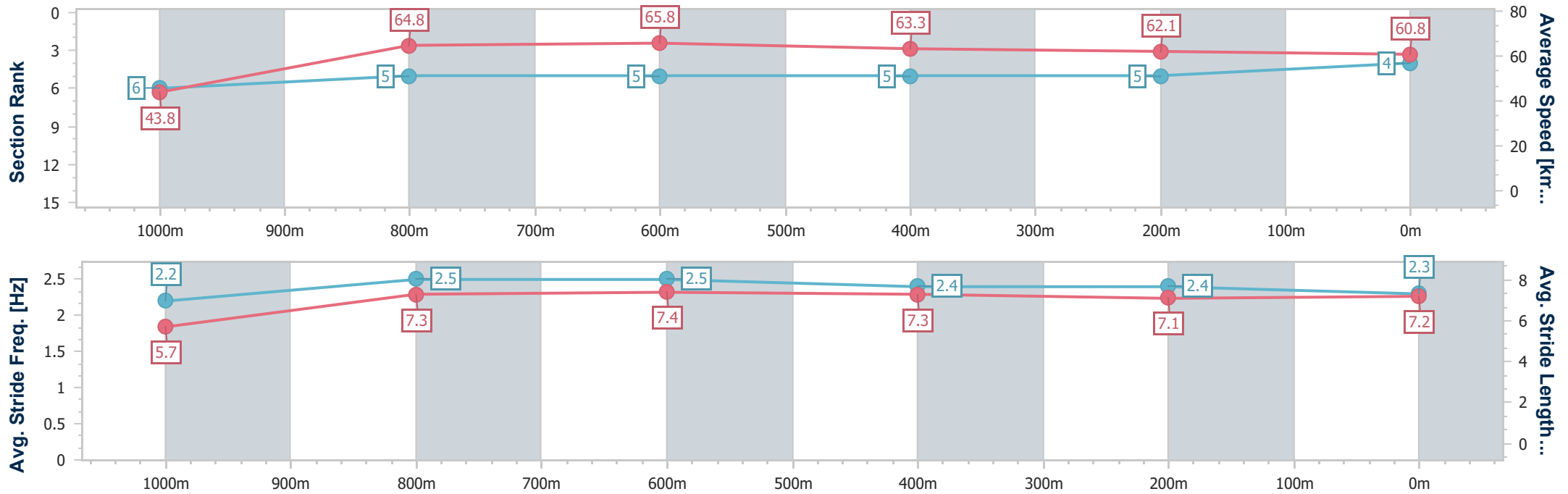
Horse/Jockey Name	Master Gee
Final Rank	4
Fastest Section Time (Section)	0:08.19 (Overall)
Top Speed [km/h] (Section)	67.3 (1000m)
Race State	Finished



Toowoomba QLD Professional
 Race 2: HUTCHINSON BUILDERS Class 3 Plate - 1100m
 09 November 2024 - 18:30
 Track Rating: Good 3, Weather: Fine, Rail Position: True



Section	Overall	1000m	800m	600m	400m	200m
Section Times	1:05.55 [4] (0:08.19)	0:57.36 [6] (0:11.21)	0:46.15 [5] (0:11.06)	0:35.09 [5] (0:11.49)	0:23.60 [5] (0:11.75)	0:11.85 [5] (0:11.85)
Average Speed [km/h]	43.8	64.8	65.8	63.3	62.1	60.8
Top Speed [km/h]	60.9	67.3	67.0	65.3	63.9	62.8
Avg. Dist. to Rail [m]	4.9	2.6	2.4	2.3	3.8	4.9
Avg. Stride Freq. [Hz]	2.2	2.5	2.5	2.4	2.4	2.3
Avg. Stride Length [m]	5.7	7.3	7.4	7.3	7.1	7.2



- [] Ranking at each section and finish
- .-.- No data available at this section
- NA No data available



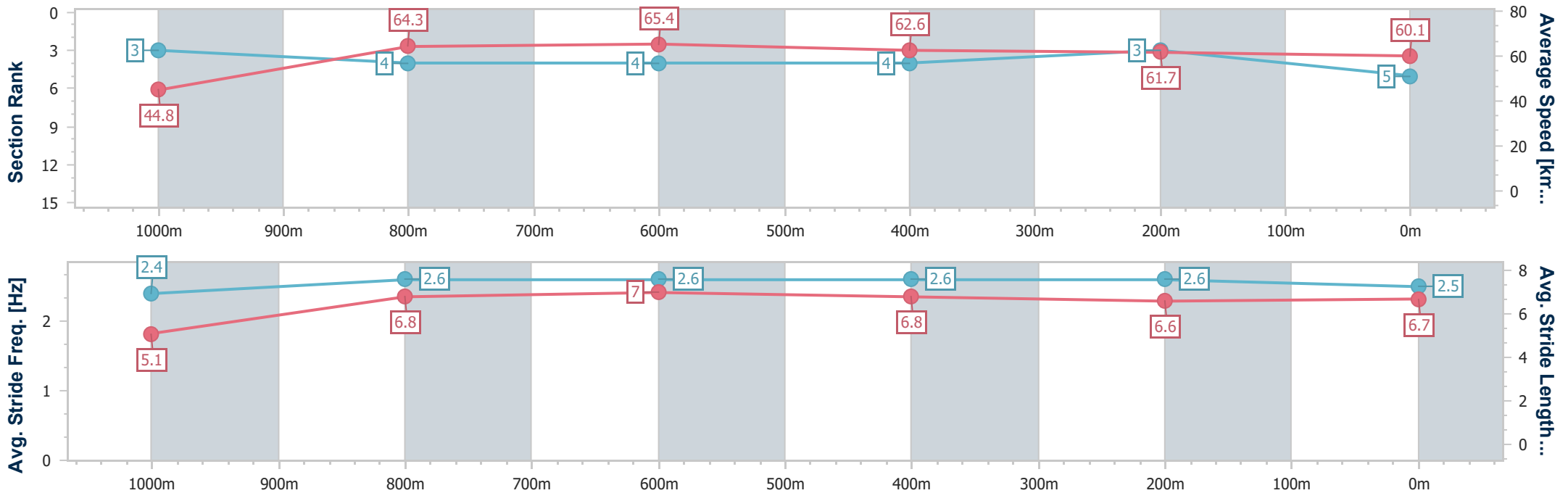
Horse/Jockey Name	Electric Arrow
Final Rank	5
Fastest Section Time (Section)	0:08.06 (Overall)
Top Speed [km/h] (Section)	66.6 (800m)
Race State	Finished



Toowoomba QLD Professional
 Race 2: HUTCHINSON BUILDERS Class 3 Plate - 1100m
 09 November 2024 - 18:30
 Track Rating: Good 3, Weather: Fine, Rail Position: True



Section	Overall	1000m	800m	600m	400m	200m
Section Times	1:05.63 [5] (0:08.06)	0:57.57 [3] (0:11.29)	0:46.28 [4] (0:11.05)	0:35.23 [4] (0:11.49)	0:23.74 [4] (0:11.76)	0:11.98 [3] (0:11.98)
Average Speed [km/h]	44.8	64.3	65.4	62.6	61.7	60.1
Top Speed [km/h]	63.2	66.1	66.6	64.9	62.4	61.2
Avg. Dist. to Rail [m]	3.6	2.5	1.0	0.5	1.7	2.0
Avg. Stride Freq. [Hz]	2.4	2.6	2.6	2.6	2.6	2.5
Avg. Stride Length [m]	5.1	6.8	7.0	6.8	6.6	6.7



- [] Ranking at each section and finish
- .-.- No data available at this section
- NA No data available



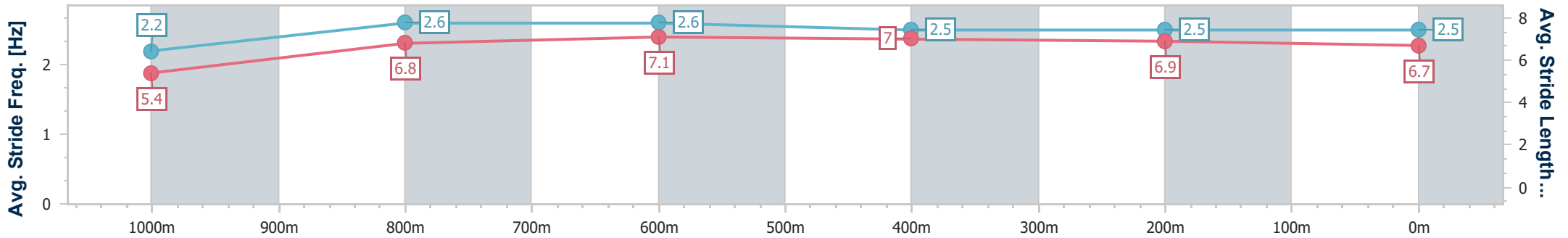
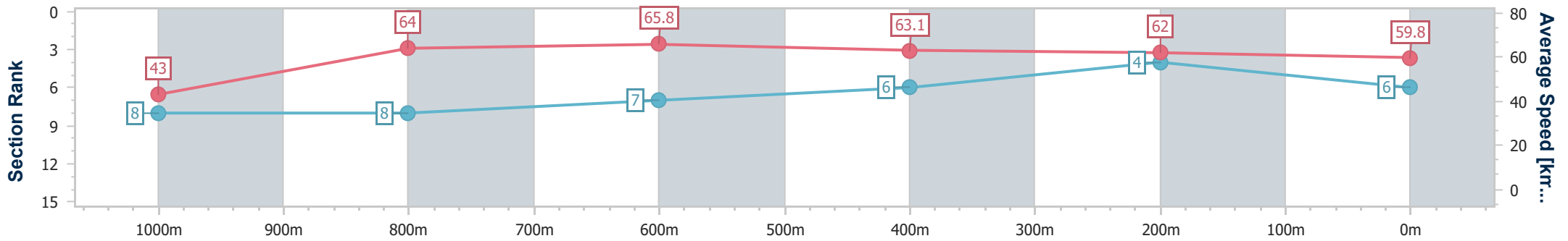
Horse/Jockey Name	Bleriot
Final Rank	6
Fastest Section Time (Section)	0:08.41 (Overall)
Top Speed [km/h] (Section)	68.1 (800m)
Race State	Finished



Toowoomba QLD Professional
 Race 2: HUTCHINSON BUILDERS Class 3 Plate - 1100m
 09 November 2024 - 18:30
 Track Rating: Good 3, Weather: Fine, Rail Position: True



Section	Overall	1000m	800m	600m	400m	200m
Section Times	1:05.69 [6] (0:08.41)	0:57.28 [8] (0:11.32)	0:45.96 [8] (0:10.94)	0:35.02 [7] (0:11.39)	0:23.63 [6] (0:11.60)	0:12.03 [4] (0:12.03)
Average Speed [km/h]	43.0	64.0	65.8	63.1	62.0	59.8
Top Speed [km/h]	62.6	66.2	68.1	64.9	63.2	61.4
Avg. Dist. to Rail [m]	3.5	1.9	0.7	0.7	0.9	0.2
Avg. Stride Freq. [Hz]	2.2	2.6	2.6	2.5	2.5	2.5
Avg. Stride Length [m]	5.4	6.8	7.1	7.0	6.9	6.7



- [] Ranking at each section and finish
- .-.- No data available at this section
- NA No data available



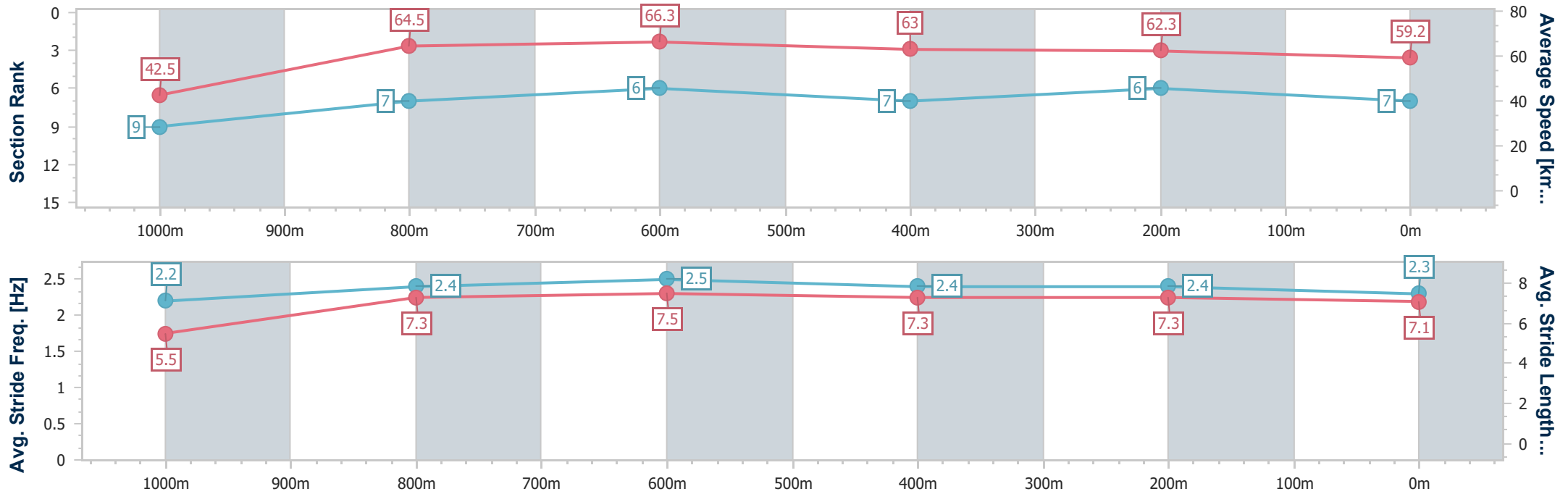
Horse/Jockey Name	Terambi
Final Rank	7
Fastest Section Time (Section)	0:08.45 (Overall)
Top Speed [km/h] (Section)	67.3 (800m)
Race State	Finished



Toowoomba QLD Professional
 Race 2: HUTCHINSON BUILDERS Class 3 Plate - 1100m
 09 November 2024 - 18:30
 Track Rating: Good 3, Weather: Fine, Rail Position: True



Section	Overall	1000m	800m	600m	400m	200m
Section Times	1:05.87 [7] (0:08.45)	0:57.42 [9] (0:11.23)	0:46.19 [7] (0:10.96)	0:35.23 [6] (0:11.47)	0:23.76 [7] (0:11.62)	0:12.14 [6] (0:12.14)
Average Speed [km/h]	42.5	64.5	66.3	63.0	62.3	59.2
Top Speed [km/h]	63.1	66.5	67.3	65.1	63.8	61.8
Avg. Dist. to Rail [m]	5.0	2.7	1.7	1.0	1.0	0.6
Avg. Stride Freq. [Hz]	2.2	2.4	2.5	2.4	2.4	2.3
Avg. Stride Length [m]	5.5	7.3	7.5	7.3	7.3	7.1



- [] Ranking at each section and finish
- .-.- No data available at this section
- NA No data available



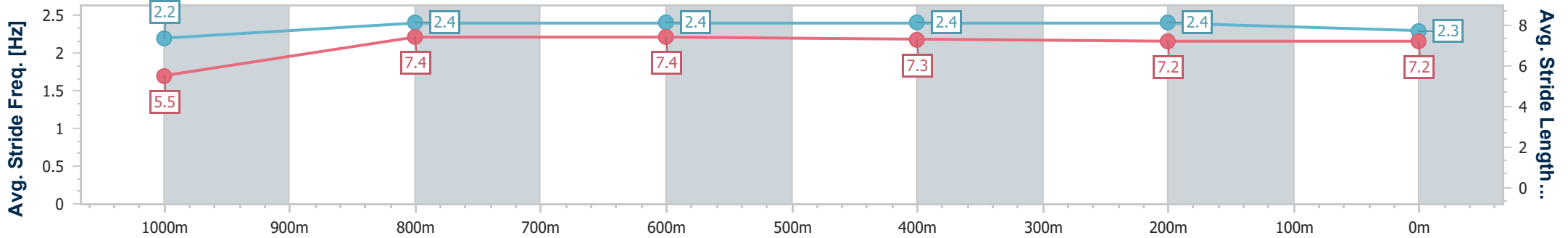
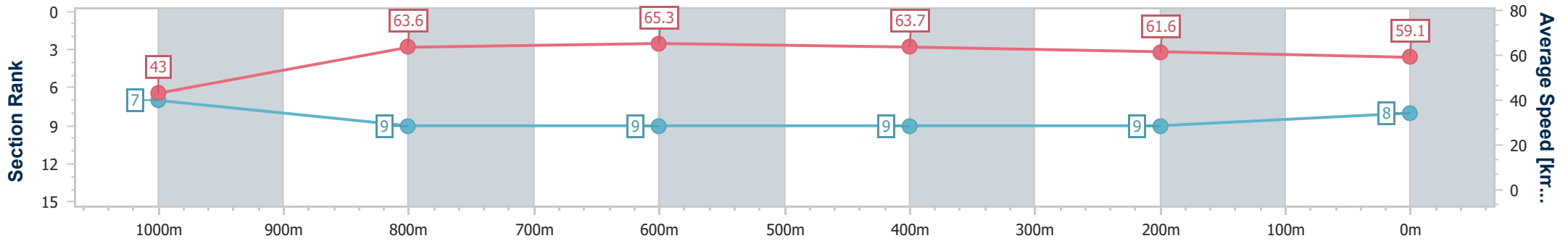
Horse/Jockey Name	Point Break
Final Rank	8
Fastest Section Time (Section)	0:08.39 (Overall)
Top Speed [km/h] (Section)	66.4 (800m)
Race State	Finished



Toowoomba QLD Professional
 Race 2: HUTCHINSON BUILDERS Class 3 Plate - 1100m
 09 November 2024 - 18:30
 Track Rating: Good 3, Weather: Fine, Rail Position: True



Section	Overall	1000m	800m	600m	400m	200m
Section Times	1:06.32 [8] (0:08.39)	0:57.93 [7] (0:11.45)	0:46.48 [9] (0:11.10)	0:35.38 [9] (0:11.40)	0:23.98 [9] (0:11.75)	0:12.23 [9] (0:12.23)
Average Speed [km/h]	43.0	63.6	65.3	63.7	61.6	59.1
Top Speed [km/h]	62.0	64.5	66.4	65.7	62.8	60.8
Avg. Dist. to Rail [m]	8.9	3.9	1.9	1.6	1.8	2.0
Avg. Stride Freq. [Hz]	2.2	2.4	2.4	2.4	2.4	2.3
Avg. Stride Length [m]	5.5	7.4	7.4	7.3	7.2	7.2



- [] Ranking at each section and finish
- .-.- No data available at this section
- NA No data available



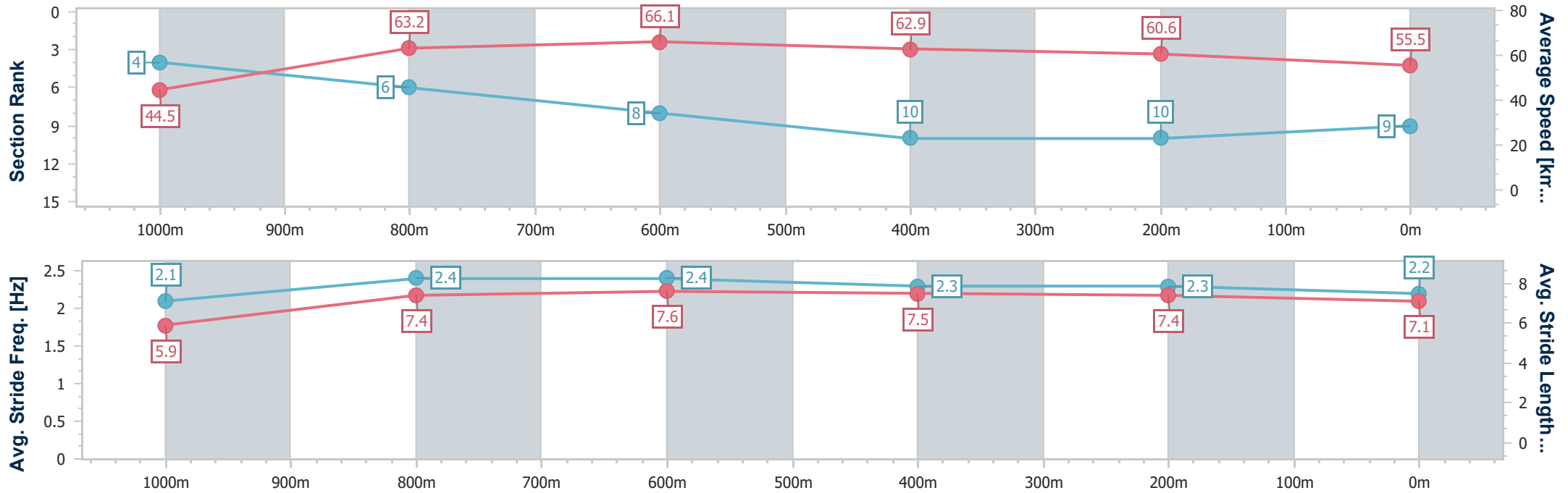
Horse/Jockey Name	Palatial Prince
Final Rank	9
Fastest Section Time (Section)	0:08.10 (Overall)
Top Speed [km/h] (Section)	67.1 (800m)
Race State	Finished



Toowoomba QLD Professional
 Race 2: HUTCHINSON BUILDERS Class 3 Plate - 1100m
 09 November 2024 - 18:30
 Track Rating: Good 3, Weather: Fine, Rail Position: True



Section	Overall	1000m	800m	600m	400m	200m
Section Times	1:07.51 [9] (0:08.10)	0:59.41 [4] (0:11.55)	0:47.86 [6] (0:11.10)	0:36.76 [8] (0:11.71)	0:25.05 [10] (0:12.10)	0:12.95 [10] (0:12.95)
Average Speed [km/h]	44.5	63.2	66.1	62.9	60.6	55.5
Top Speed [km/h]	59.9	66.2	67.1	65.9	62.5	58.2
Avg. Dist. to Rail [m]	9.3	4.7	4.5	4.6	5.0	3.4
Avg. Stride Freq. [Hz]	2.1	2.4	2.4	2.3	2.3	2.2
Avg. Stride Length [m]	5.9	7.4	7.6	7.5	7.4	7.1



- [] Ranking at each section and finish
- .-.- No data available at this section
- NA No data available



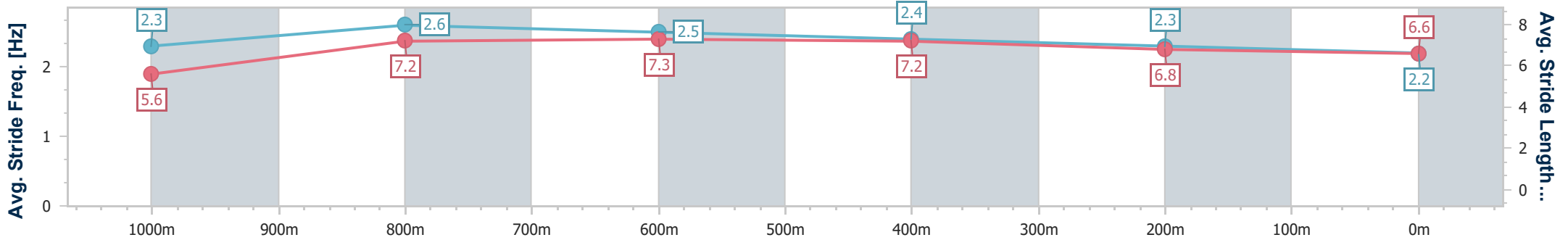
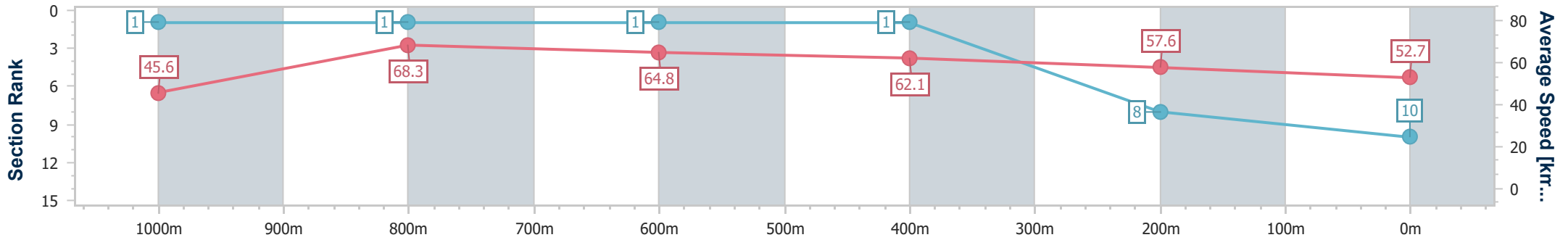
Horse/Jockey Name	Her Expense
Final Rank	10
Fastest Section Time (Section)	0:07.95 (Overall)
Top Speed [km/h] (Section)	71.0 (1000m)
Race State	Finished



Toowoomba QLD Professional
 Race 2: HUTCHINSON BUILDERS Class 3 Plate - 1100m
 09 November 2024 - 18:30
 Track Rating: Good 3, Weather: Fine, Rail Position: True



Section	Overall	1000m	800m	600m	400m	200m
Section Times	1:07.73 [10] (0:07.95)	0:59.78 [1] (0:10.68)	0:49.10 [1] (0:11.26)	0:37.84 [1] (0:11.68)	0:26.16 [1] (0:12.50)	0:13.66 [8] (0:13.66)
Average Speed [km/h]	45.6	68.3	64.8	62.1	57.6	52.7
Top Speed [km/h]	67.0	71.0	66.7	64.8	59.8	55.6
Avg. Dist. to Rail [m]	11.1	5.4	3.5	1.0	0.5	0.4
Avg. Stride Freq. [Hz]	2.3	2.6	2.5	2.4	2.3	2.2
Avg. Stride Length [m]	5.6	7.2	7.3	7.2	6.8	6.6



- [] Ranking at each section and finish
- .-.- No data available at this section
- NA No data available



Toowoomba QLD Professional

Race 3: MURDOCH LAWYERS Class 1 Plate - 1300m

09 November 2024 - 19:10



Track Rating: Good 3, Weather: Fine, Rail Position: True

Section												Last 600m	
Field Times		Overall	1200m	1000m	800m	600m	400m						0:36.55
		1:19.17 (0:08.34)	1:10.83 (0:10.96)	0:59.87 (0:11.54)	0:48.33 (0:11.78)	0:36.55 (0:12.04)	0:24.51 (0:12.41)						
Rank	TAB	Horse/Jockey	Barrier	Top Speed [km/h]	Fastest Section							Distance Travelled [m]	
1	6	SUPER QUICK Justin Stanley	1	64.8 1200m	0:08.51 Overall	1:19.17 [1] (0:08.51)	1:10.66 [3] (0:11.44)	0:59.22 [5] (0:11.82)	0:47.40 [7] (0:11.68)	0:35.72 [7] (0:11.70)	0:24.02 [7] (0:11.92)	0:35.72	
2	8	ARIAT Les Tilley	8	65.0 1200m	0:08.52 Overall	1:19.26 [2] (0:08.52)	1:10.74 [4] (0:11.29)	0:59.45 [4] (0:11.65)	0:47.80 [4] (0:11.73)	0:36.07 [4] (0:11.83)	0:24.24 [4] (0:12.28)	0:36.07	-3
3	5	JEDIAH Darren Evans	11	67.3 1200m	0:09.04 Overall	1:19.29 [3] (0:09.04)	1:10.25 [10] (0:10.98)	0:59.27 [6] (0:11.61)	0:47.66 [6] (0:11.80)	0:35.86 [6] (0:11.70)	0:24.16 [6] (0:11.97)	0:35.86	+5
4	1	BETTER TOMORROW Paul Hamblin	5	64.5 1200m	0:09.02 Overall	1:19.32 [4] (0:09.02)	1:10.30 [9] (0:11.50)	0:58.80 [11] (0:11.69)	0:47.11 [10] (0:11.79)	0:35.32 [10] (0:11.73)	0:23.59 [9] (0:11.58)	0:35.32	+2
5	11	LITTLE SPARK Nozi Tomizawa	9	65.3 1200m	0:08.67 Overall	1:19.37 [5] (0:08.67)	1:10.70 [6] (0:11.36)	0:59.34 [7] (0:11.57)	0:47.77 [5] (0:11.60)	0:36.17 [5] (0:11.83)	0:24.34 [5] (0:12.12)	0:36.17	+5
6	3	DUN WITH ROSES Nathan Fazackerley	10	68.7 1200m	0:08.58 Overall	1:19.58 [6] (0:08.58)	1:11.00 [5] (0:10.72)	1:00.28 [1] (0:11.54)	0:48.74 [1] (0:11.78)	0:36.96 [1] (0:12.10)	0:24.86 [2] (0:12.40)	0:36.96	+1
7	12	SHEZA CHIQUITITA Kenji Yoshida	2	65.6 1200m	0:08.34 Overall	1:19.86 [7] (0:08.34)	1:11.52 [1] (0:11.12)	1:00.40 [2] (0:11.43)	0:48.97 [2] (0:11.83)	0:37.14 [3] (0:11.94)	0:25.20 [1] (0:12.70)	0:37.14	+0
8	2	CALM BUCKLE Olivia Kendal	3	64.0 1200m	0:08.75 Overall	1:20.32 [8] (0:08.75)	1:11.57 [7] (0:11.53)	1:00.04 [8] (0:11.83)	0:48.21 [8] (0:11.66)	0:36.55 [8] (0:11.87)	0:24.68 [8] (0:11.99)	0:36.55	+1
9	9	CRUMPETS Chelsea Baker	12	66.8 1000m	0:08.48 Overall	1:20.36 [9] (0:08.48)	1:11.88 [2] (0:11.05)	1:00.83 [3] (0:11.46)	0:49.37 [3] (0:11.71)	0:37.66 [2] (0:12.07)	0:25.59 [3] (0:12.47)	0:37.66	+5
10	4	HIGHLAND RAIDER Anthony Allen	4	64.4 1200m	0:08.89 Overall	1:20.81 [10] (0:08.89)	1:11.92 [8] (0:11.48)	1:00.44 [9] (0:11.77)	0:48.67 [9] (0:11.74)	0:36.93 [9] (0:11.92)	0:25.01 [10] (0:12.27)	0:36.93	+0

Scratched: My Moses (#15), The Shaman (#7), Darling Heart (#10)



Toowoomba QLD Professional
Race 3: MURDOCH LAWYERS Class 1 Plate - 1300m
09 November 2024 - 19:10



Track Rating: Good 3, Weather: Fine, Rail Position: True

Section		Overall	1200m	1000m	800m	600m	400m	Last 600m				
Field Times		1:19.17 (0:08.34)	1:10.83 (0:10.96)	0:59.87 (0:11.54)	0:48.33 (0:11.78)	0:36.55 (0:12.04)	0:24.51 (0:12.41)	0:36.55				
Rank	TAB Horse/Jockey	Barrier	Top Speed [km/h]	Fastest Section	Distance Travelled [m]							
11	14 CASINO COAST Luke Tarrant	6	64.3 1200m	0:09.20 Overall	1:20.82 [11] (0:09.20)	1:11.62 [12] (0:11.64)	0:59.98 [12] (0:11.94)	0:48.04 [12] (0:11.78)	0:36.26 [12] (0:12.14)	0:24.12 [12] (0:11.90)	0:36.26	-2
12	13 GIRRAMAY Damien Boutet	7	64.8 1200m	0:09.10 Overall	1:21.18 [12] (0:09.10)	1:12.08 [11] (0:11.37)	1:00.71 [10] (0:11.76)	0:48.95 [11] (0:12.01)	0:36.94 [11] (0:12.28)	0:24.66 [11] (0:12.25)	0:36.94	+2

Scratched: My Moses (#15), The Shaman (#7), Darling Heart (#10)

[] Ranking at each section and finish
 -:-:- No data available at this section
 NA No data available

SCN Saddle cloth number
 DNF Did not finish
 DNT Did not track



Toowoomba QLD Professional
Race 3: MURDOCH LAWYERS Class 1 Plate - 1300m
09 November 2024 - 19:10



Track Rating: Good 3, Weather: Fine, Rail Position: True

Section				200m				Last 600m	
Field Times				0:12.10 (0:12.10)				0:36.55	
Rank	TAB	Horse/Jockey	Barrier	Top Speed [km/h]	Fastest Section	Margin			Distance Travelled [m]
1	6	SUPER QUICK Justin Stanley	1	64.8 1200m	0:08.51 Overall	0:12.10 [1] (0:12.10)	1:19.17		0:35.72
2	8	ARIAT Les Tilley	8	65.0 1200m	0:08.52 Overall	0:11.96 [6] (0:11.96)	0.5L		0:36.07 -3
3	5	JEDIAH Darren Evans	11	67.3 1200m	0:09.04 Overall	0:12.19 [2] (0:12.19)	0.7L		0:35.86 +5
4	1	BETTER TOMORROW Paul Hamblin	5	64.5 1200m	0:09.02 Overall	0:12.01 [7] (0:12.01)	0.8L		0:35.32 +2
5	11	LITTLE SPARK Nozi Tomizawa	9	65.3 1200m	0:08.67 Overall	0:12.22 [4] (0:12.22)	1L		0:36.17 +5
6	3	DUN WITH ROSES Nathan Fazackerley	10	68.7 1200m	0:08.58 Overall	0:12.46 [3] (0:12.46)	2.3L		0:36.96 +1
7	12	SHEZA CHIQUITITA Kenji Yoshida	2	65.6 1200m	0:08.34 Overall	0:12.50 [8] (0:12.50)	3.8L		0:37.14 +0
8	2	CALM BUCKLE Olivia Kendal	3	64.0 1200m	0:08.75 Overall	0:12.69 [9] (0:12.69)	6.6L		0:36.55 +1
9	9	CRUMPETS Chelsea Baker	12	66.8 1000m	0:08.48 Overall	0:13.12 [5] (0:13.12)	6.8L		0:37.66 +5
10	4	HIGHLAND RAIDER Anthony Allen	4	64.4 1200m	0:08.89 Overall	0:12.74 [10] (0:12.74)	9.3L		0:36.93 +0

Scratched: My Moses (#15), The Shaman (#7), Darling Heart (#10)

[] Ranking at each section and finish
 -:-:- No data available at this section
 NA No data available

SCN Saddle cloth number
 DNF Did not finish
 DNT Did not track



Toowoomba QLD Professional
Race 3: MURDOCH LAWYERS Class 1 Plate - 1300m
09 November 2024 - 19:10



Track Rating: Good 3, Weather: Fine, Rail Position: True

Section				200m				Last 600m	
Field Times				0:12.10 (0:12.10)				0:36.55	
Rank	TAB	Horse/Jockey	Barrier	Top Speed [km/h]	Fastest Section	Margin		Distance Travelled [m]	
11	14	CASINO COAST	6	64.3	0:09.20	0:12.22 [11]	9.4L	0:36.26	-2
		Luke Tarrant		1200m	Overall	(0:12.22)			
12	13	GIRRAMAY	7	64.8	0:09.10	0:12.41 [12]	11.4L	0:36.94	+2
		Damien Boutet		1200m	Overall	(0:12.41)			

Scratched: My Moses (#15), The Shaman (#7), Darling Heart (#10)

[] Ranking at each section and finish
 -:-:-:- No data available at this section
 NA No data available

SCN Saddle cloth number
 DNF Did not finish
 DNT Did not track



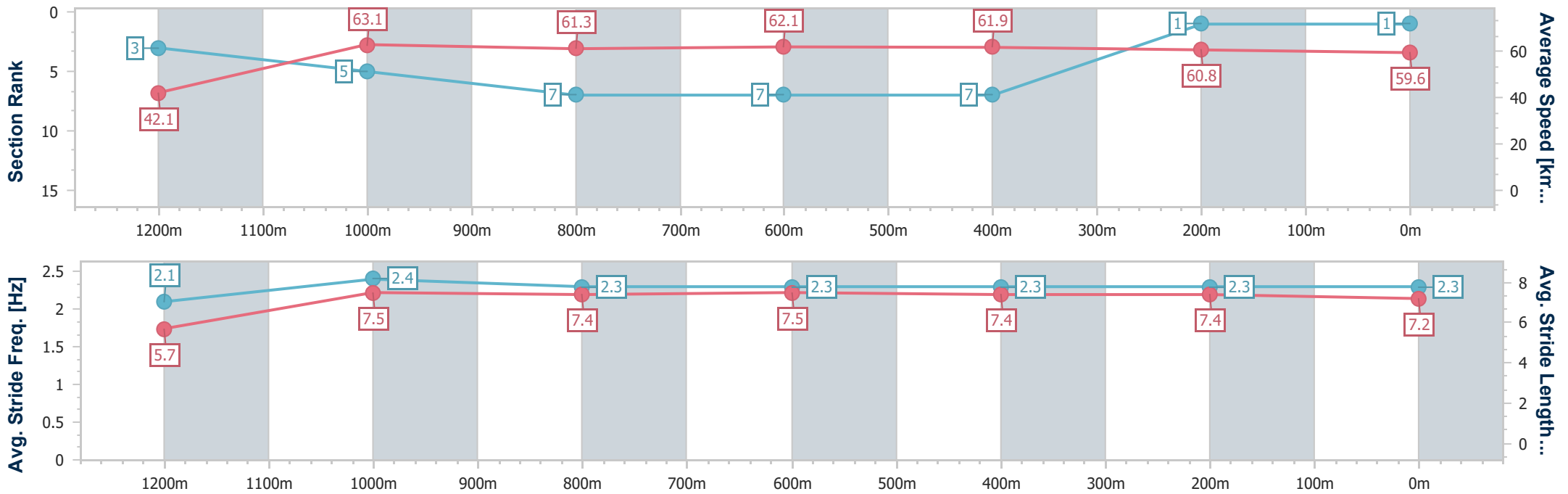
Horse/Jockey Name	Super Quick
Final Rank	1
Fastest Section Time (Section)	0:08.51 (Overall)
Top Speed [km/h] (Section)	64.8 (1200m)
Race State	Finished



Toowoomba QLD Professional
 Race 3: MURDOCH LAWYERS Class 1 Plate - 1300m
 09 November 2024 - 19:10
 Track Rating: Good 3, Weather: Fine, Rail Position: True



Section	Overall	1200m	1000m	800m	600m	400m	200m
Section Times	1:19.17 [1] (0:08.51)	1:10.66 [3] (0:11.44)	0:59.22 [5] (0:11.82)	0:47.40 [7] (0:11.68)	0:35.72 [7] (0:11.70)	0:24.02 [7] (0:11.92)	0:12.10 [1] (0:12.10)
Average Speed [km/h]	42.1	63.1	61.3	62.1	61.9	60.8	59.6
Top Speed [km/h]	60.5	64.8	62.3	62.9	63.0	61.6	61.5
Avg. Dist. to Rail [m]	2.9	2.5	2.2	1.9	1.1	2.9	4.0
Avg. Stride Freq. [Hz]	2.1	2.4	2.3	2.3	2.3	2.3	2.3
Avg. Stride Length [m]	5.7	7.5	7.4	7.5	7.4	7.4	7.2



- [] Ranking at each section and finish
- .-.- No data available at this section
- NA No data available



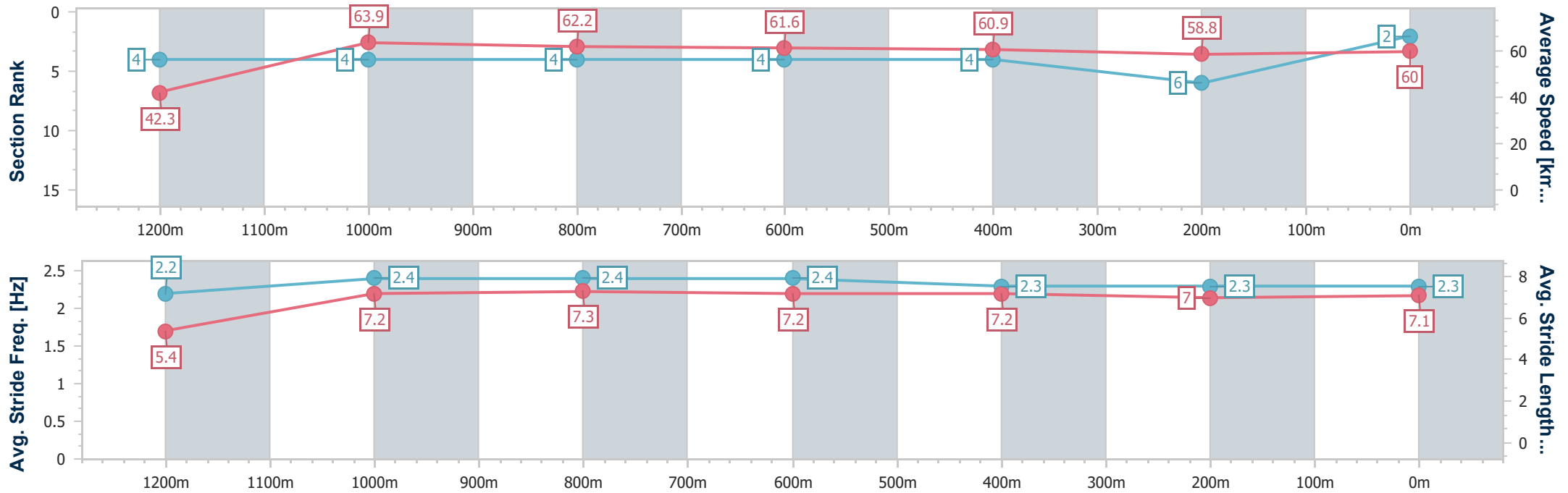
Horse/Jockey Name	Ariat
Final Rank	2
Fastest Section Time (Section)	0:08.52 (Overall)
Top Speed [km/h] (Section)	65.0 (1200m)
Race State	Finished



Toowoomba QLD Professional
 Race 3: MURDOCH LAWYERS Class 1 Plate - 1300m
 09 November 2024 - 19:10
 Track Rating: Good 3, Weather: Fine, Rail Position: True



Section	Overall	1200m	1000m	800m	600m	400m	200m
Section Times	1:19.26 [2] (0:08.52)	1:10.74 [4] (0:11.29)	0:59.45 [4] (0:11.65)	0:47.80 [4] (0:11.73)	0:36.07 [4] (0:11.83)	0:24.24 [4] (0:12.28)	0:11.96 [6] (0:11.96)
Average Speed [km/h]	42.3	63.9	62.2	61.6	60.9	58.8	60.0
Top Speed [km/h]	61.1	65.0	63.6	63.2	63.3	59.7	61.0
Avg. Dist. to Rail [m]	5.2	3.6	2.3	0.7	0.1	1.8	3.0
Avg. Stride Freq. [Hz]	2.2	2.4	2.4	2.4	2.3	2.3	2.3
Avg. Stride Length [m]	5.4	7.2	7.3	7.2	7.2	7.0	7.1



- [] Ranking at each section and finish
- .-.- No data available at this section
- NA No data available



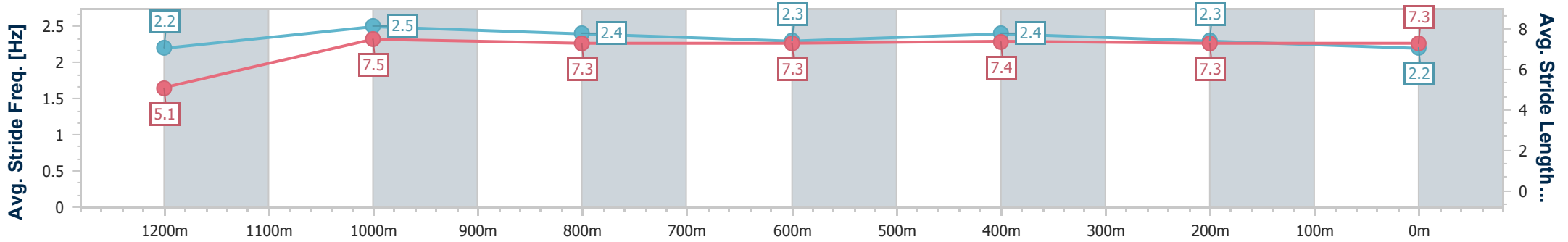
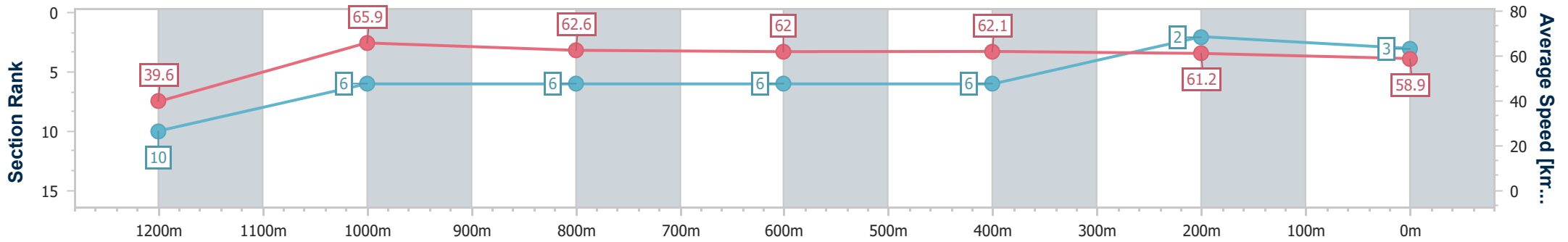
Horse/Jockey Name	Jediah
Final Rank	3
Fastest Section Time (Section)	0:09.04 (Overall)
Top Speed [km/h] (Section)	67.3 (1200m)
Race State	Finished



Toowoomba QLD Professional
 Race 3: MURDOCH LAWYERS Class 1 Plate - 1300m
 09 November 2024 - 19:10
 Track Rating: Good 3, Weather: Fine, Rail Position: True



Section	Overall	1200m	1000m	800m	600m	400m	200m
Section Times	1:19.29 [3] (0:09.04)	1:10.25 [10] (0:10.98)	0:59.27 [6] (0:11.61)	0:47.66 [6] (0:11.80)	0:35.86 [6] (0:11.70)	0:24.16 [6] (0:11.97)	0:12.19 [2] (0:12.19)
Average Speed [km/h]	39.6	65.9	62.6	62.0	62.1	61.2	58.9
Top Speed [km/h]	62.7	67.3	65.3	62.9	63.4	62.6	59.9
Avg. Dist. to Rail [m]	10.1	4.0	2.6	3.9	2.5	4.2	4.8
Avg. Stride Freq. [Hz]	2.2	2.5	2.4	2.3	2.4	2.3	2.2
Avg. Stride Length [m]	5.1	7.5	7.3	7.3	7.4	7.3	7.3



- [] Ranking at each section and finish
- .-.- No data available at this section
- NA No data available



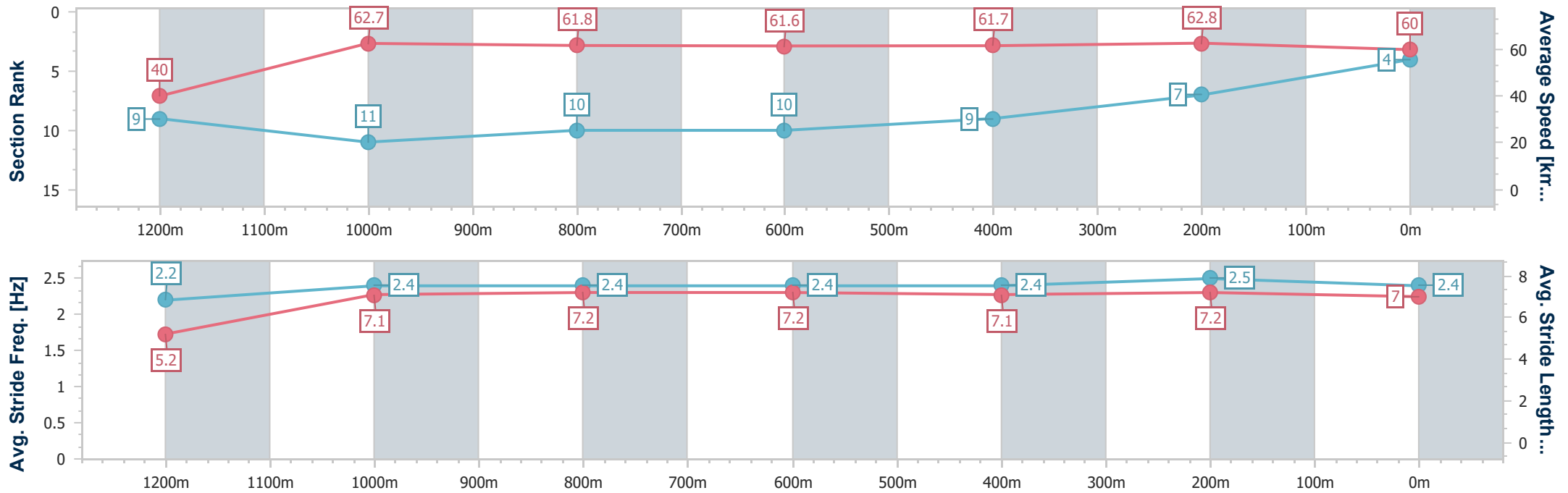
Horse/Jockey Name	Better Tomorrow
Final Rank	4
Fastest Section Time (Section)	0:09.02 (Overall)
Top Speed [km/h] (Section)	64.5 (1200m)
Race State	Finished



Toowoomba QLD Professional
 Race 3: MURDOCH LAWYERS Class 1 Plate - 1300m
 09 November 2024 - 19:10
 Track Rating: Good 3, Weather: Fine, Rail Position: True



Section	Overall	1200m	1000m	800m	600m	400m	200m
Section Times	1:19.32 [4] (0:09.02)	1:10.30 [9] (0:11.50)	0:58.80 [11] (0:11.69)	0:47.11 [10] (0:11.79)	0:35.32 [10] (0:11.73)	0:23.59 [9] (0:11.58)	0:12.01 [7] (0:12.01)
Average Speed [km/h]	40.0	62.7	61.8	61.6	61.7	62.8	60.0
Top Speed [km/h]	56.5	64.5	62.7	62.5	64.2	64.2	61.9
Avg. Dist. to Rail [m]	6.3	2.0	1.1	1.8	1.9	3.4	8.7
Avg. Stride Freq. [Hz]	2.2	2.4	2.4	2.4	2.4	2.5	2.4
Avg. Stride Length [m]	5.2	7.1	7.2	7.2	7.1	7.2	7.0



- [] Ranking at each section and finish
- .-.- No data available at this section
- NA No data available



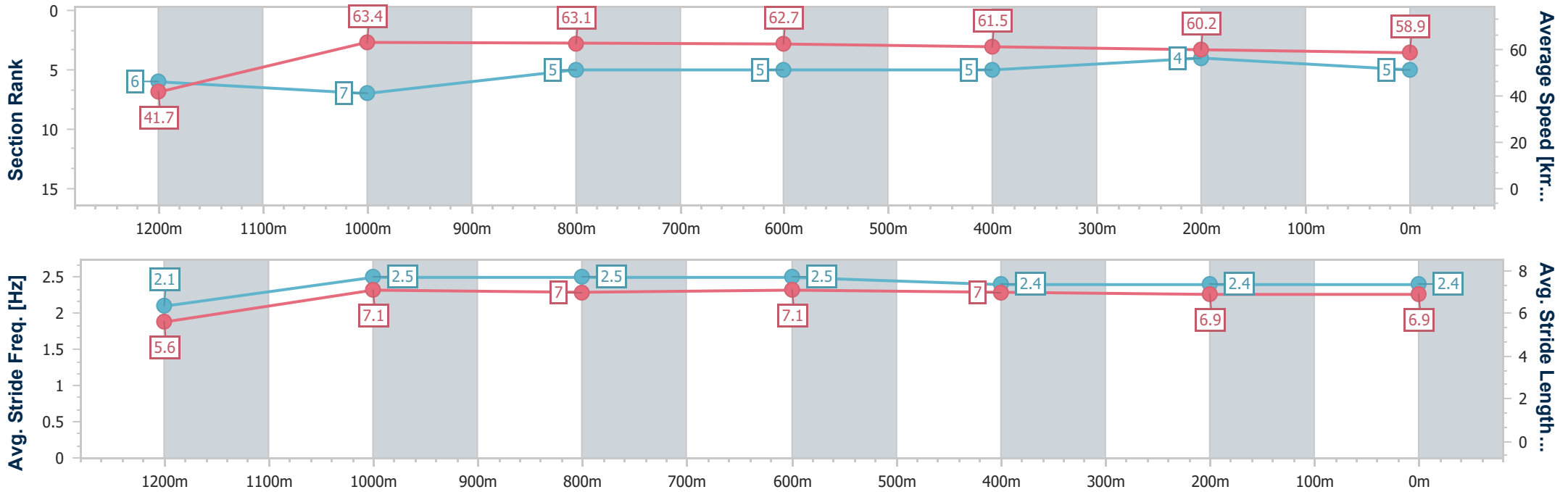
Horse/Jockey Name	Little Spark
Final Rank	5
Fastest Section Time (Section)	0:08.67 (Overall)
Top Speed [km/h] (Section)	65.3 (1200m)
Race State	Finished



Toowoomba QLD Professional
 Race 3: MURDOCH LAWYERS Class 1 Plate - 1300m
 09 November 2024 - 19:10
 Track Rating: Good 3, Weather: Fine, Rail Position: True



Section	Overall	1200m	1000m	800m	600m	400m	200m
Section Times	1:19.37 [5] (0:08.67)	1:10.70 [6] (0:11.36)	0:59.34 [7] (0:11.57)	0:47.77 [5] (0:11.60)	0:36.17 [5] (0:11.83)	0:24.34 [5] (0:12.12)	0:12.22 [4] (0:12.22)
Average Speed [km/h]	41.7	63.4	63.1	62.7	61.5	60.2	58.9
Top Speed [km/h]	60.5	65.3	64.7	64.1	64.0	61.5	60.3
Avg. Dist. to Rail [m]	7.9	3.1	3.6	2.8	2.1	3.2	1.6
Avg. Stride Freq. [Hz]	2.1	2.5	2.5	2.5	2.4	2.4	2.4
Avg. Stride Length [m]	5.6	7.1	7.0	7.1	7.0	6.9	6.9



- [] Ranking at each section and finish
- .-.- No data available at this section
- NA No data available



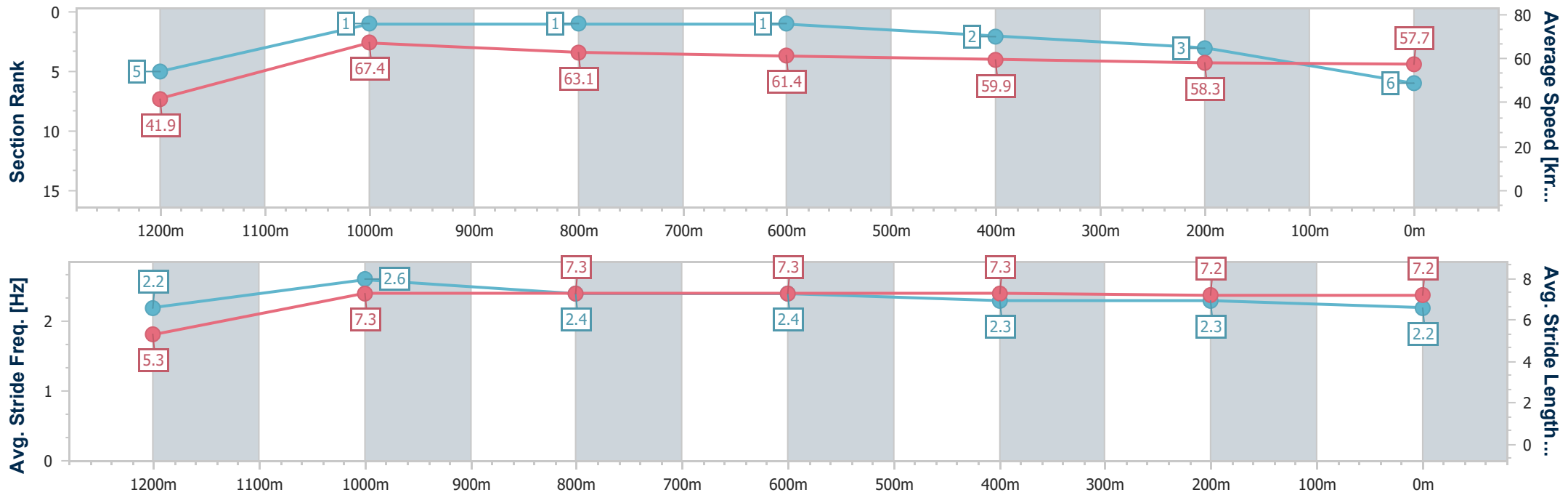
Horse/Jockey Name	Dun With Roses
Final Rank	6
Fastest Section Time (Section)	0:08.58 (Overall)
Top Speed [km/h] (Section)	68.7 (1200m)
Race State	Finished



Toowoomba QLD Professional
 Race 3: MURDOCH LAWYERS Class 1 Plate - 1300m
 09 November 2024 - 19:10
 Track Rating: Good 3, Weather: Fine, Rail Position: True



Section	Overall	1200m	1000m	800m	600m	400m	200m
Section Times	1:19.58 [6] (0:08.58)	1:11.00 [5] (0:10.72)	1:00.28 [1] (0:11.54)	0:48.74 [1] (0:11.78)	0:36.96 [1] (0:12.10)	0:24.86 [2] (0:12.40)	0:12.46 [3] (0:12.46)
Average Speed [km/h]	41.9	67.4	63.1	61.4	59.9	58.3	57.7
Top Speed [km/h]	65.6	68.7	66.0	62.4	62.0	58.6	58.6
Avg. Dist. to Rail [m]	10.6	5.5	2.9	1.4	1.1	0.7	0.7
Avg. Stride Freq. [Hz]	2.2	2.6	2.4	2.4	2.3	2.3	2.2
Avg. Stride Length [m]	5.3	7.3	7.3	7.3	7.3	7.2	7.2





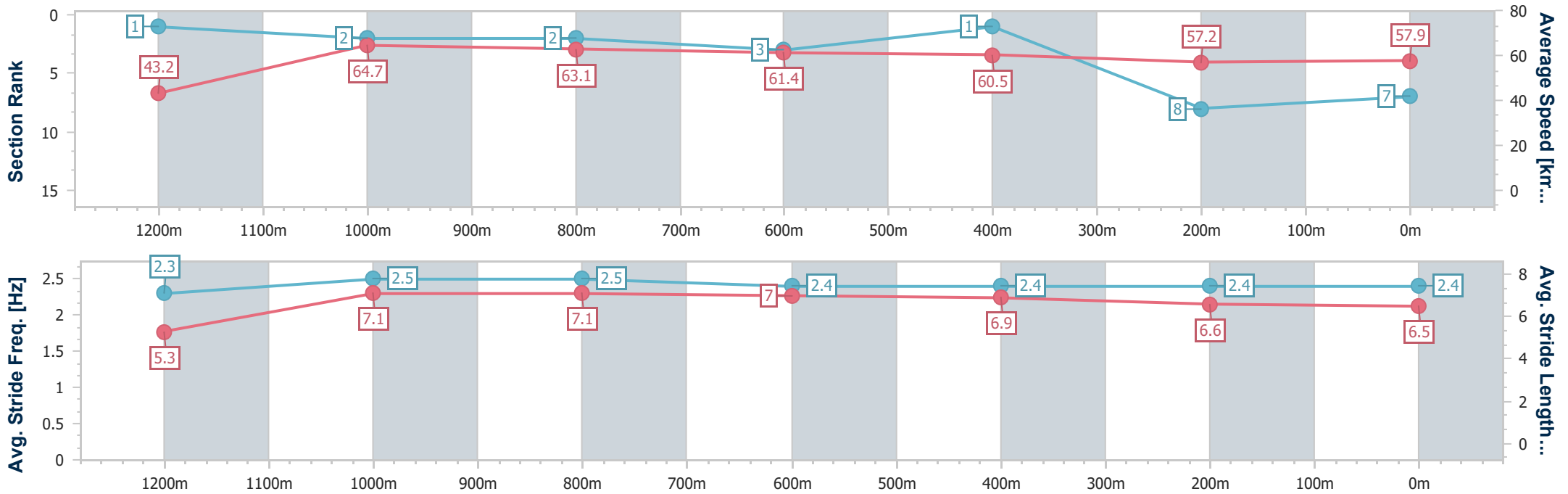
Horse/Jockey Name	Sheza Chiquitita
Final Rank	7
Fastest Section Time (Section)	0:08.34 (Overall)
Top Speed [km/h] (Section)	65.6 (1200m)
Race State	Finished



Toowoomba QLD Professional
 Race 3: MURDOCH LAWYERS Class 1 Plate - 1300m
 09 November 2024 - 19:10
 Track Rating: Good 3, Weather: Fine, Rail Position: True



Section	Overall	1200m	1000m	800m	600m	400m	200m
Section Times	1:19.86 [7] (0:08.34)	1:11.52 [1] (0:11.12)	1:00.40 [2] (0:11.43)	0:48.97 [2] (0:11.83)	0:37.14 [3] (0:11.94)	0:25.20 [1] (0:12.70)	0:12.50 [8] (0:12.50)
Average Speed [km/h]	43.2	64.7	63.1	61.4	60.5	57.2	57.9
Top Speed [km/h]	61.1	65.6	65.1	62.8	63.0	59.3	59.8
Avg. Dist. to Rail [m]	3.8	1.1	0.6	1.8	1.1	1.2	4.9
Avg. Stride Freq. [Hz]	2.3	2.5	2.5	2.4	2.4	2.4	2.4
Avg. Stride Length [m]	5.3	7.1	7.1	7.0	6.9	6.6	6.5



- [] Ranking at each section and finish
- .-.- No data available at this section
- NA No data available



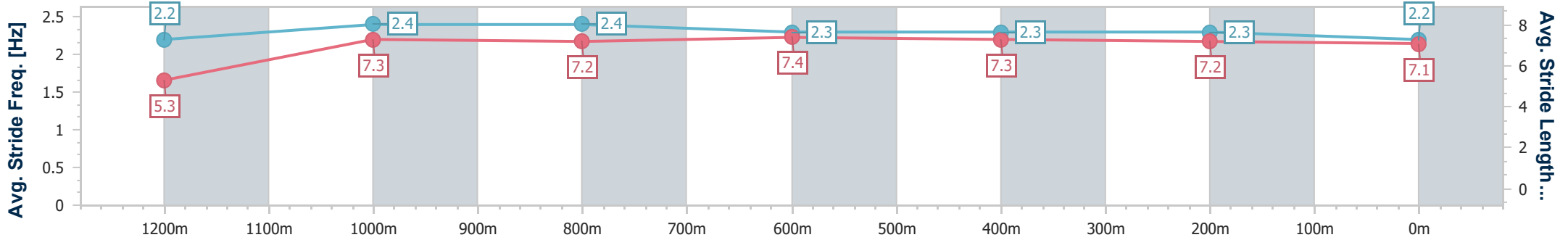
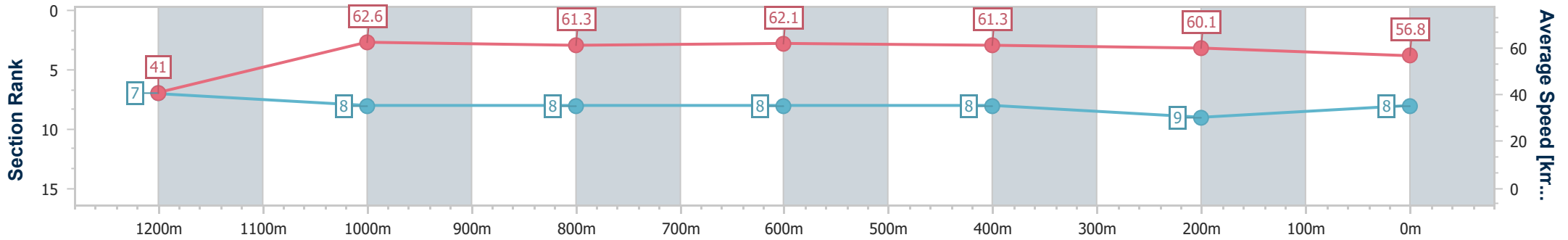
Horse/Jockey Name	Calm Buckle
Final Rank	8
Fastest Section Time (Section)	0:08.75 (Overall)
Top Speed [km/h] (Section)	64.0 (1200m)
Race State	Finished



Toowoomba QLD Professional
 Race 3: MURDOCH LAWYERS Class 1 Plate - 1300m
 09 November 2024 - 19:10
 Track Rating: Good 3, Weather: Fine, Rail Position: True



Section	Overall	1200m	1000m	800m	600m	400m	200m
Section Times	1:20.32 [8] (0:08.75)	1:11.57 [7] (0:11.53)	1:00.04 [8] (0:11.83)	0:48.21 [8] (0:11.66)	0:36.55 [8] (0:11.87)	0:24.68 [8] (0:11.99)	0:12.69 [9] (0:12.69)
Average Speed [km/h]	41.0	62.6	61.3	62.1	61.3	60.1	56.8
Top Speed [km/h]	59.9	64.0	62.5	63.1	63.0	61.5	58.8
Avg. Dist. to Rail [m]	4.7	2.4	2.0	1.8	2.0	1.0	0.2
Avg. Stride Freq. [Hz]	2.2	2.4	2.4	2.3	2.3	2.3	2.2
Avg. Stride Length [m]	5.3	7.3	7.2	7.4	7.3	7.2	7.1



- [] Ranking at each section and finish
- .-.- No data available at this section
- NA No data available



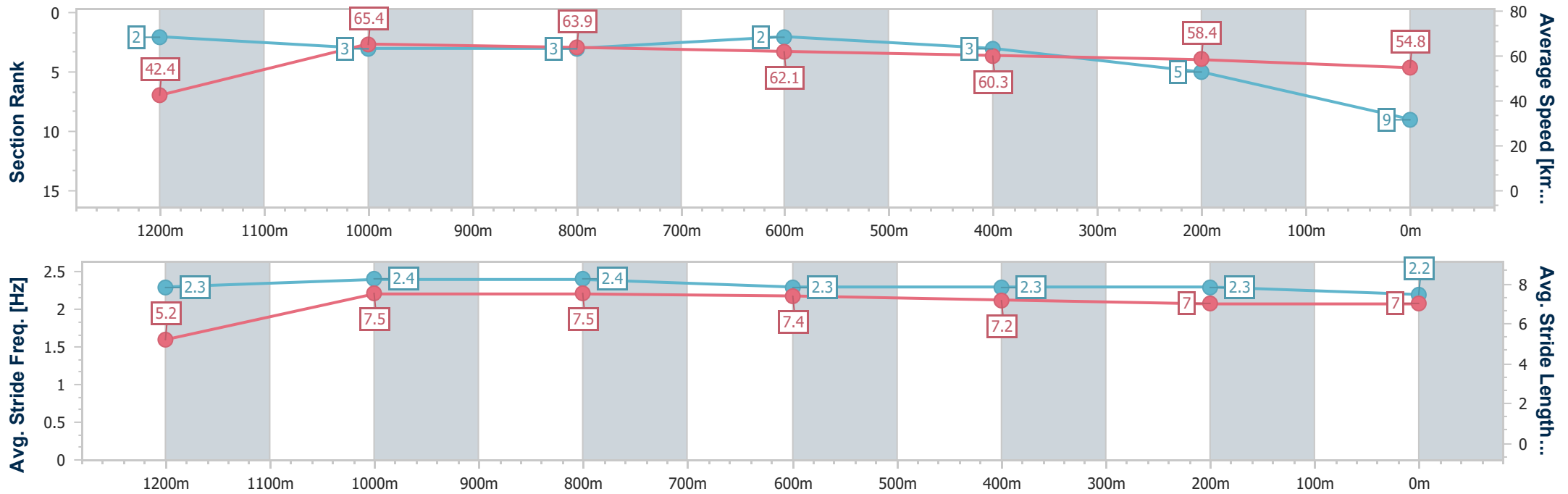
Horse/Jockey Name	Crumpets
Final Rank	9
Fastest Section Time (Section)	0:08.48 (Overall)
Top Speed [km/h] (Section)	66.8 (1000m)
Race State	Finished



Toowoomba QLD Professional
 Race 3: MURDOCH LAWYERS Class 1 Plate - 1300m
 09 November 2024 - 19:10
 Track Rating: Good 3, Weather: Fine, Rail Position: True



Section	Overall	1200m	1000m	800m	600m	400m	200m
Section Times	1:20.36 [9] (0:08.48)	1:11.88 [2] (0:11.05)	1:00.83 [3] (0:11.46)	0:49.37 [3] (0:11.71)	0:37.66 [2] (0:12.07)	0:25.59 [3] (0:12.47)	0:13.12 [5] (0:13.12)
Average Speed [km/h]	42.4	65.4	63.9	62.1	60.3	58.4	54.8
Top Speed [km/h]	62.6	66.7	66.8	62.8	62.6	59.8	57.3
Avg. Dist. to Rail [m]	12.9	6.4	3.7	3.1	2.5	2.1	1.9
Avg. Stride Freq. [Hz]	2.3	2.4	2.4	2.3	2.3	2.3	2.2
Avg. Stride Length [m]	5.2	7.5	7.5	7.4	7.2	7.0	7.0



- [] Ranking at each section and finish
- .-.- No data available at this section
- NA No data available



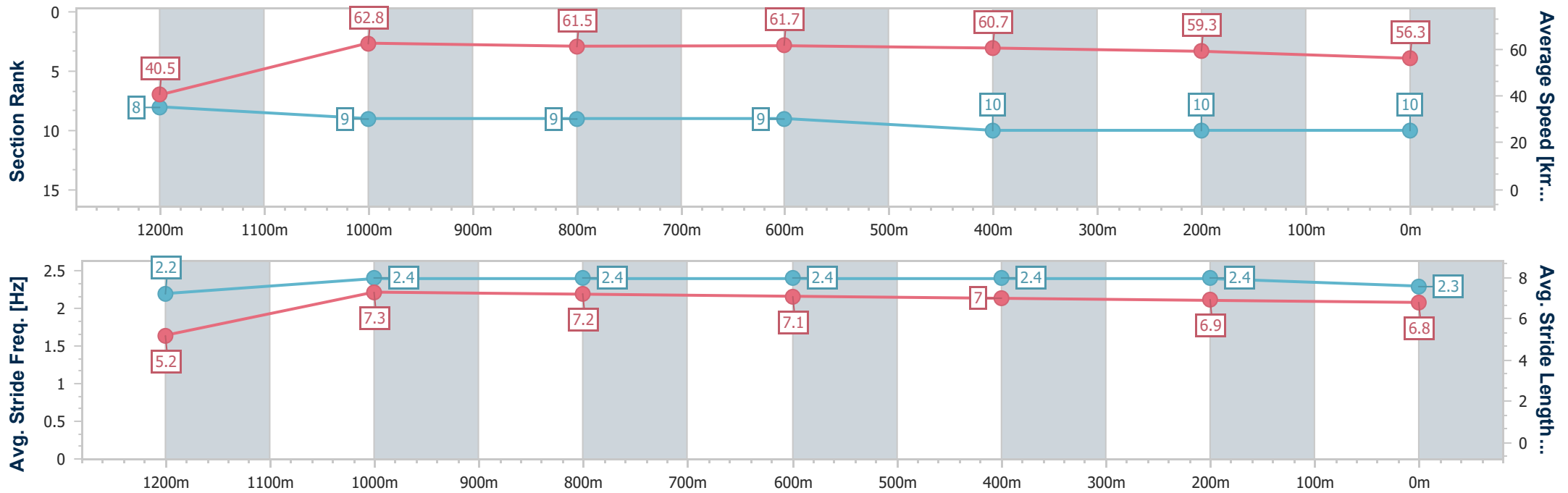
Horse/Jockey Name	Highland Raider
Final Rank	10
Fastest Section Time (Section)	0:08.89 (Overall)
Top Speed [km/h] (Section)	64.4 (1200m)
Race State	Finished



Toowoomba QLD Professional
 Race 3: MURDOCH LAWYERS Class 1 Plate - 1300m
 09 November 2024 - 19:10
 Track Rating: Good 3, Weather: Fine, Rail Position: True



Section	Overall	1200m	1000m	800m	600m	400m	200m
Section Times	1:20.81 [10] (0:08.89)	1:11.92 [8] (0:11.48)	1:00.44 [9] (0:11.77)	0:48.67 [9] (0:11.74)	0:36.93 [9] (0:11.92)	0:25.01 [10] (0:12.27)	0:12.74 [10] (0:12.74)
Average Speed [km/h]	40.5	62.8	61.5	61.7	60.7	59.3	56.3
Top Speed [km/h]	59.8	64.4	62.4	63.1	62.7	60.5	58.1
Avg. Dist. to Rail [m]	3.9	1.7	0.7	1.7	1.8	2.1	2.7
Avg. Stride Freq. [Hz]	2.2	2.4	2.4	2.4	2.4	2.4	2.3
Avg. Stride Length [m]	5.2	7.3	7.2	7.1	7.0	6.9	6.8



- [] Ranking at each section and finish
- .-.- No data available at this section
- NA No data available



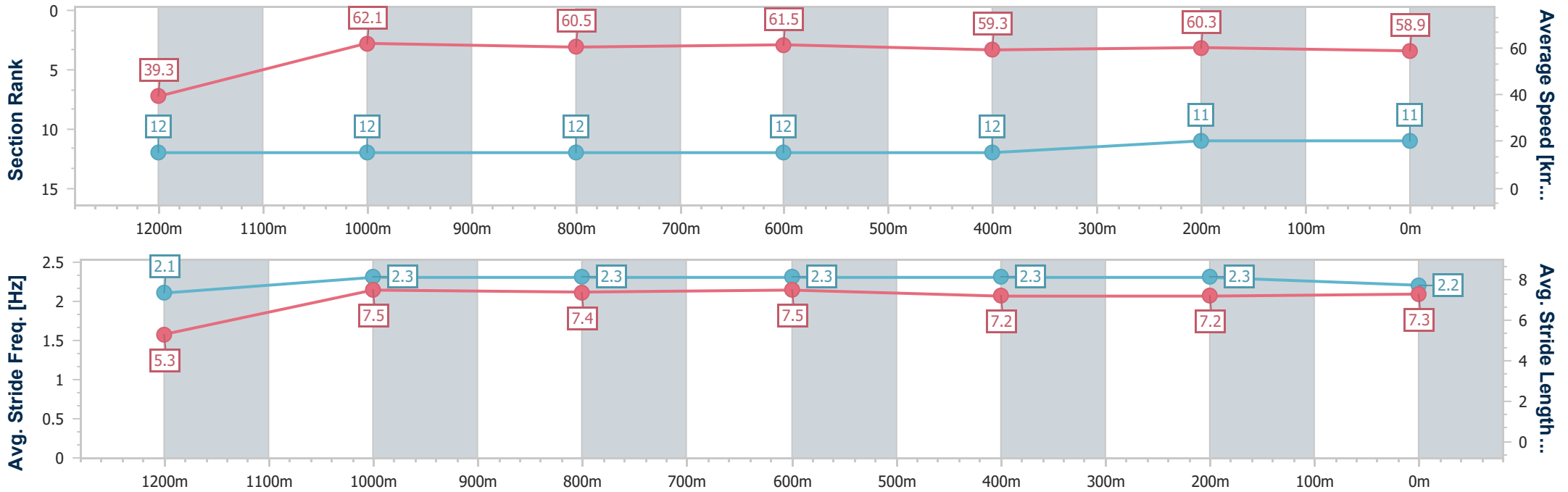
Horse/Jockey Name	Casino Coast
Final Rank	11
Fastest Section Time (Section)	0:09.20 (Overall)
Top Speed [km/h] (Section)	64.3 (1200m)
Race State	Finished



Toowoomba QLD Professional
 Race 3: MURDOCH LAWYERS Class 1 Plate - 1300m
 09 November 2024 - 19:10
 Track Rating: Good 3, Weather: Fine, Rail Position: True



Section	Overall	1200m	1000m	800m	600m	400m	200m
Section Times	1:20.82 [11] (0:09.20)	1:11.62 [12] (0:11.64)	0:59.98 [12] (0:11.94)	0:48.04 [12] (0:11.78)	0:36.26 [12] (0:12.14)	0:24.12 [12] (0:11.90)	0:12.22 [11] (0:12.22)
Average Speed [km/h]	39.3	62.1	60.5	61.5	59.3	60.3	58.9
Top Speed [km/h]	56.7	64.3	61.9	62.4	62.0	61.3	60.9
Avg. Dist. to Rail [m]	9.7	3.9	2.2	1.2	0.5	0.5	1.1
Avg. Stride Freq. [Hz]	2.1	2.3	2.3	2.3	2.3	2.3	2.2
Avg. Stride Length [m]	5.3	7.5	7.4	7.5	7.2	7.2	7.3



- [] Ranking at each section and finish
- .-.- No data available at this section
- NA No data available



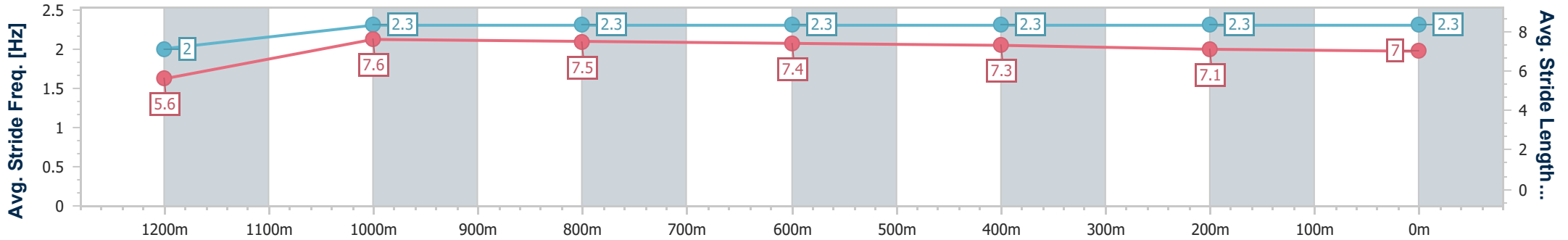
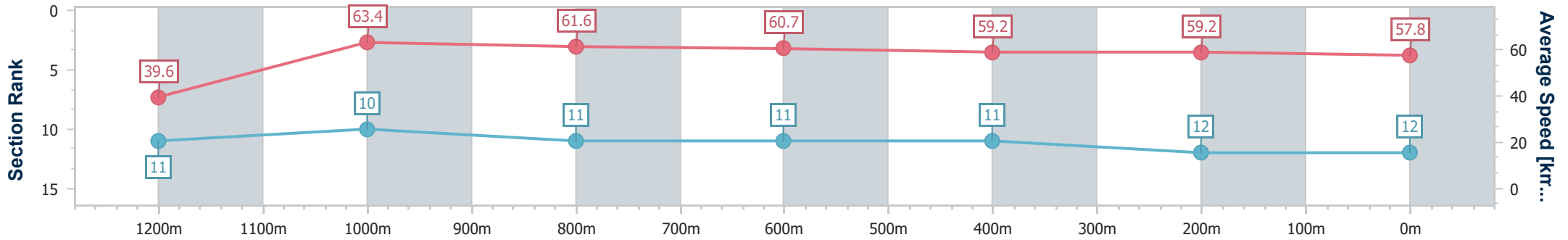
Horse/Jockey Name	Girramay
Final Rank	12
Fastest Section Time (Section)	0:09.10 (Overall)
Top Speed [km/h] (Section)	64.8 (1200m)
Race State	Finished



Toowoomba QLD Professional
 Race 3: MURDOCH LAWYERS Class 1 Plate - 1300m
 09 November 2024 - 19:10
 Track Rating: Good 3, Weather: Fine, Rail Position: True



Section	Overall	1200m	1000m	800m	600m	400m	200m
Section Times	1:21.18 [12] (0:09.10)	1:12.08 [11] (0:11.37)	1:00.71 [10] (0:11.76)	0:48.95 [11] (0:12.01)	0:36.94 [11] (0:12.28)	0:24.66 [11] (0:12.25)	0:12.41 [12] (0:12.41)
Average Speed [km/h]	39.6	63.4	61.6	60.7	59.2	59.2	57.8
Top Speed [km/h]	59.4	64.8	62.6	62.1	62.0	60.3	59.3
Avg. Dist. to Rail [m]	4.1	1.5	1.7	3.3	1.8	2.0	0.5
Avg. Stride Freq. [Hz]	2.0	2.3	2.3	2.3	2.3	2.3	2.3
Avg. Stride Length [m]	5.6	7.6	7.5	7.4	7.3	7.1	7.0



- [] Ranking at each section and finish
- .-.- No data available at this section
- NA No data available



Toowoomba QLD Professional
Race 4: NKM AIR CONDITIONING AND REFRIGERATION Maiden
Handicap - 1300m
09 November 2024 - 19:52



Track Rating: Good 3, Weather: Fine, Rail Position: True

Section		Overall	1200m	1000m	800m	600m	400m	Last 600m				
Field Times		1:19.69 (0:08.45)	1:11.24 (0:10.85)	1:00.39 (0:11.64)	0:48.75 (0:11.77)	0:36.98 (0:11.95)	0:25.03 (0:12.59)	0:36.98				
Rank	TAB Horse/Jockey	Barrier	Top Speed [km/h]	Fastest Section	Distance Travelled [m]							
1	7 SUNBEAM LEGEND Shannon Apthorpe	6	66.9	0:08.81	1:19.69 [1] (0:08.81)	1:10.88 [6] (0:11.11)	0:59.77 [6] (0:11.57)	0:48.20 [6] (0:11.87)	0:36.33 [5] (0:12.00)	0:24.33 [5] (0:12.12)	0:36.33	
2	2 ELEVEN BLACK Chelsea Baker	11	69.2	0:08.45	1:19.81 [2] (0:08.45)	1:11.36 [1] (0:10.85)	1:00.51 [1] (0:11.68)	0:48.83 [2] (0:11.87)	0:36.96 [2] (0:12.02)	0:24.94 [2] (0:12.40)	0:36.96 +3	
3	11 CRYPT DE PIN Madeleine Wishart	9	66.5	0:09.13	1:20.10 [3] (0:09.13)	1:10.97 [11] (0:11.07)	0:59.90 [9] (0:11.58)	0:48.32 [8] (0:11.85)	0:36.47 [8] (0:11.96)	0:24.51 [7] (0:12.02)	0:36.47 +4	
4	4 KINROSS LANE Rob Thorburn	1	70.4	0:08.64	1:20.52 [4] (0:08.64)	1:11.88 [3] (0:10.77)	1:01.11 [2] (0:11.53)	0:49.58 [1] (0:11.77)	0:37.81 [1] (0:11.95)	0:25.86 [1] (0:12.59)	0:37.81 -6	
5	10 APACHE HALO Les Tilley	10	66.4	0:08.91	1:20.55 [5] (0:08.91)	1:11.64 [7] (0:11.22)	1:00.42 [8] (0:11.80)	0:48.62 [10] (0:12.03)	0:36.59 [10] (0:11.94)	0:24.65 [10] (0:12.26)	0:36.59 +8	
6	8 ZOUWALER Nathan Fazackerley	7	66.7	0:08.92	1:20.61 [6] (0:08.92)	1:11.69 [8] (0:11.03)	1:00.66 [7] (0:11.55)	0:49.11 [7] (0:11.97)	0:37.14 [7] (0:12.21)	0:24.93 [8] (0:12.38)	0:37.14 +3	
7	15 DANNY'S BOY Michael Murphy	8	65.5	0:09.08	1:20.66 [7] (0:09.08)	1:11.58 [10] (0:11.30)	1:00.28 [11] (0:11.55)	0:48.73 [10] (0:12.19)	0:36.54 [11] (0:11.91)	0:24.63 [11] (0:12.59)	0:36.54 +8	
8	3 JOHNTIALJO Liv O'Donnell	5	65.9	0:09.01	1:20.87 [8] (0:09.01)	1:11.86 [9] (0:11.24)	1:00.62 [10] (0:11.67)	0:48.95 [9] (0:11.99)	0:36.96 [9] (0:11.96)	0:25.00 [9] (0:12.43)	0:36.96 -1	
9	5 RUM RUNNER Nozi Tomizawa	3	67.2	0:08.50	1:21.49 [9] (0:08.50)	1:12.99 [2] (0:11.02)	1:01.97 [4] (0:11.75)	0:50.22 [4] (0:11.83)	0:38.39 [3] (0:12.19)	0:26.20 [4] (0:12.83)	0:38.39 +2	
10	12 MAD MISSION Anthony Allen	2	67.7	0:08.78	1:21.50 [10] (0:08.78)	1:12.72 [5] (0:10.81)	1:01.91 [5] (0:11.60)	0:50.31 [3] (0:11.91)	0:38.40 [4] (0:12.18)	0:26.22 [3] (0:12.92)	0:38.40 -4	

Scratched: Alzurri (#9), Antilles (#13), Rumbling Boy (#14), Rothesay's Lad (#1)

[] Ranking at each section and finish
 -:-:- No data available at this section
 NA No data available
 SCN Saddle cloth number
 DNF Did not finish
 DNT Did not track



Toowoomba QLD Professional
Race 4: NKM AIR CONDITIONING AND REFRIGERATION Maiden
Handicap - 1300m
09 November 2024 - 19:52



Track Rating: Good 3, Weather: Fine, Rail Position: True

Section	Overall	1200m	1000m	800m	600m	400m	Last 600m
Field Times	1:19.69 (0:08.45)	1:11.24 (0:10.85)	1:00.39 (0:11.64)	0:48.75 (0:11.77)	0:36.98 (0:11.95)	0:25.03 (0:12.59)	0:36.98

Rank	TAB	Horse/Jockey	Barrier	Top Speed [km/h]	Fastest Section	Distance Travelled [m]
11	6	FRODASH	4	69.1	0:08.73	
		Hannah Richardson		1200m	Overall	+6

Scratched: Alzurri (#9), Antilles (#13), Rumbling Boy (#14), Rothesay's Lad (#1)



Toowoomba QLD Professional
Race 4: NKM AIR CONDITIONING AND REFRIGERATION Maiden
Handicap - 1300m
09 November 2024 - 19:52



Track Rating: Good 3, Weather: Fine, Rail Position: True

Section				200m				Last 600m	
Field Times				0:12.44 (0:12.44)				0:36.98	
Rank	TAB	Horse/Jockey	Barrier	Top Speed [km/h]	Fastest Section	Margin			Distance Travelled [m]
1	7	SUNBEAM LEGEND Shannon Apthorpe	6	66.9 1200m	0:08.81 Overall	0:12.21 [3] (0:12.21)	1:19.69		0:36.33
2	2	ELEVEN BLACK Chelsea Baker	11	69.2 1200m	0:08.45 Overall	0:12.54 [2] (0:12.54)	0.5L		0:36.96 +3
3	11	CRYPT DE PIN Madeleine Wishart	9	66.5 1200m	0:09.13 Overall	0:12.49 [4] (0:12.49)	2L		0:36.47 +4
4	4	KINROSS LANE Rob Thorburn	1	70.4 1200m	0:08.64 Overall	0:13.27 [1] (0:13.27)	4.3L		0:37.81 -6
5	10	APACHE HALO Les Tilley	10	66.4 1200m	0:08.91 Overall	0:12.39 [7] (0:12.39)	4.5L		0:36.59 +8
6	8	ZOUWALER Nathan Fazackerley	7	66.7 1200m	0:08.92 Overall	0:12.55 [5] (0:12.55)	4.7L		0:37.14 +3
7	15	DANNY'S BOY Michael Murphy	8	65.5 1000m	0:09.08 Overall	0:12.04 [10] (0:12.04)	4.9L		0:36.54 +8
8	3	JOHTIALJO Liv O'Donnell	5	65.9 1200m	0:09.01 Overall	0:12.57 [9] (0:12.57)	5.9L		0:36.96 -1
9	5	RUM RUNNER Nozi Tomizawa	3	67.2 1200m	0:08.50 Overall	0:13.37 [6] (0:13.37)	9.4L		0:38.39 +2
10	12	MAD MISSION Anthony Allen	2	67.7 1200m	0:08.78 Overall	0:13.30 [8] (0:13.30)	9.5L		0:38.40 -4

Scratched: Alzurri (#9), Antilles (#13), Rumbling Boy (#14), Rothesay's Lad (#1)

Report Created: Sat 9 November 2024 20:15 GMT+ (Note: Timing is based on position data)

Page 3/15

[] Ranking at each section and finish
 -:-:- No data available at this section
 NA No data available

SCN Saddle cloth number
 DNF Did not finish
 DNT Did not track

data processed by TRIPLESDATA



Toowoomba QLD Professional
Race 4: NKM AIR CONDITIONING AND REFRIGERATION Maiden
Handicap - 1300m
09 November 2024 - 19:52



Track Rating: Good 3, Weather: Fine, Rail Position: True

Section		200m		Last 600m		
Field Times		0:12.44 (0:12.44)		0:36.98		
Rank	TAB Horse/Jockey	Barrier	Top Speed [km/h]	Fastest Section	Margin	Distance Travelled [m]
11	6 FRODASH	4	69.1	0:08.73	0:13.81 [11]	15.8L
	Hannah Richardson		1200m	Overall	(0:13.81)	0:39.21 +6

Scratched: Alzurri (#9), Antilles (#13), Rumbling Boy (#14), Rothesay's Lad (#1)

[] Ranking at each section and finish
 -:-:- No data available at this section
 NA No data available

SCN Saddle cloth number
 DNF Did not finish
 DNT Did not track



Horse/Jockey Name	Sunbeam Legend
Final Rank	1
Fastest Section Time (Section)	0:08.81 (Overall)
Top Speed [km/h] (Section)	66.9 (1200m)
Race State	Finished



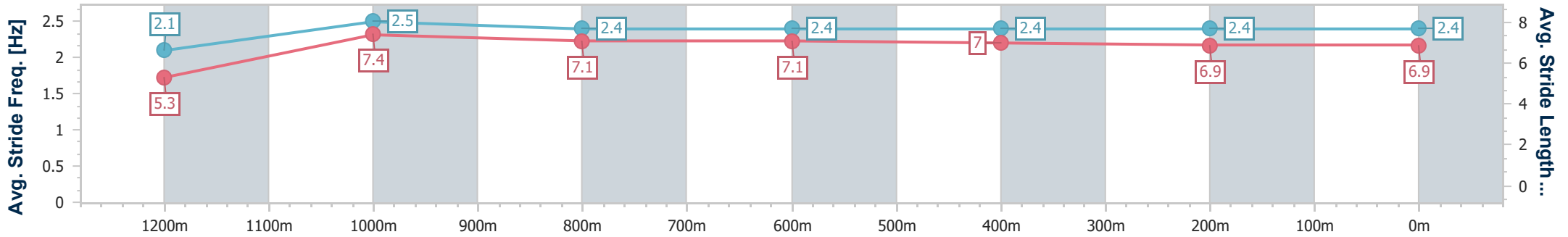
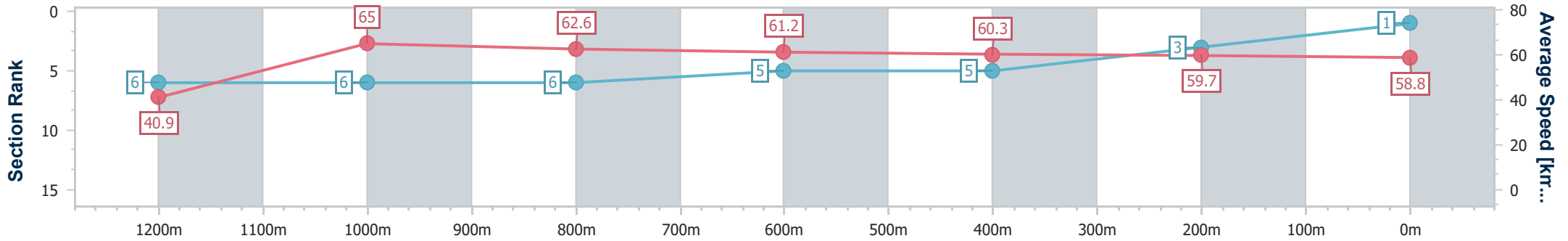
Toowoomba QLD Professional
Race 4: NKM AIR CONDITIONING AND REFRIGERATION
Maiden Handicap - 1300m



09 November 2024 - 19:52

Track Rating: Good 3, Weather: Fine, Rail Position: True

Section	Overall	1200m	1000m	800m	600m	400m	200m
Section Times	1:19.69 [1] (0:08.81)	1:10.88 [6] (0:11.11)	0:59.77 [6] (0:11.57)	0:48.20 [6] (0:11.87)	0:36.33 [5] (0:12.00)	0:24.33 [5] (0:12.12)	0:12.21 [3] (0:12.21)
Average Speed [km/h]	40.9	65.0	62.6	61.2	60.3	59.7	58.8
Top Speed [km/h]	60.5	66.9	64.6	62.0	62.1	61.0	59.7
Avg. Dist. to Rail [m]	7.8	3.9	2.7	1.7	1.0	2.5	2.9
Avg. Stride Freq. [Hz]	2.1	2.5	2.4	2.4	2.4	2.4	2.4
Avg. Stride Length [m]	5.3	7.4	7.1	7.1	7.0	6.9	6.9



- [] Ranking at each section and finish
- .-.- No data available at this section
- NA No data available



Horse/Jockey Name	Eleven Black
Final Rank	2
Fastest Section Time (Section)	0:08.45 (Overall)
Top Speed [km/h] (Section)	69.2 (1200m)
Race State	Finished



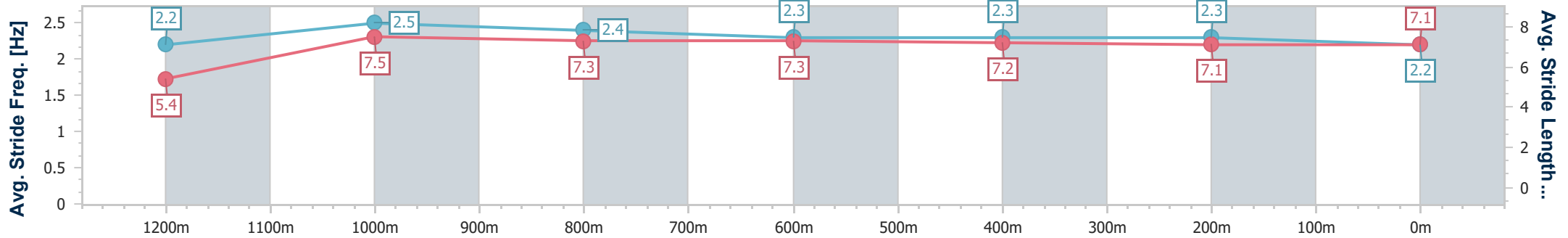
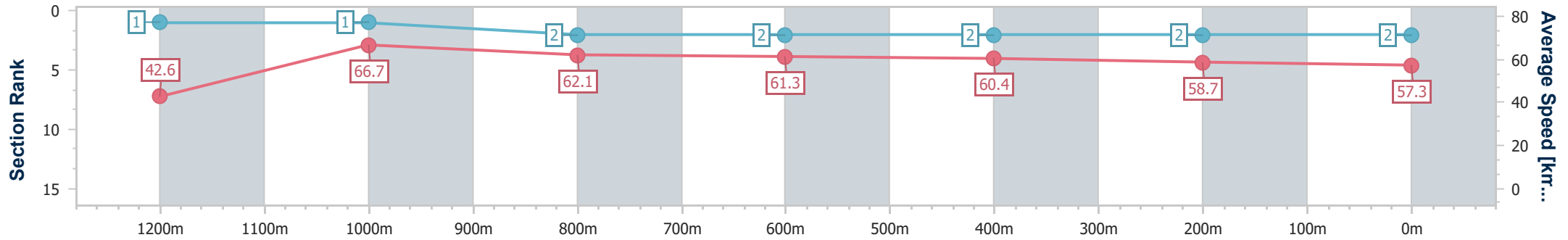
Toowoomba QLD Professional
Race 4: NKM AIR CONDITIONING AND REFRIGERATION
Maiden Handicap - 1300m



09 November 2024 - 19:52

Track Rating: Good 3, Weather: Fine, Rail Position: True

Section	Overall	1200m	1000m	800m	600m	400m	200m
Section Times	1:19.81 [2] (0:08.45)	1:11.36 [1] (0:10.85)	1:00.51 [1] (0:11.68)	0:48.83 [2] (0:11.87)	0:36.96 [2] (0:12.02)	0:24.94 [2] (0:12.40)	0:12.54 [2] (0:12.54)
Average Speed [km/h]	42.6	66.7	62.1	61.3	60.4	58.7	57.3
Top Speed [km/h]	66.7	69.2	65.4	62.6	62.1	60.4	58.7
Avg. Dist. to Rail [m]	11.0	4.6	2.9	2.5	1.8	2.2	3.2
Avg. Stride Freq. [Hz]	2.2	2.5	2.4	2.3	2.3	2.3	2.2
Avg. Stride Length [m]	5.4	7.5	7.3	7.3	7.2	7.1	7.1



- [] Ranking at each section and finish
- .-.- No data available at this section
- NA No data available



Horse/Jockey Name	Crypt De Pin
Final Rank	3
Fastest Section Time (Section)	0:09.13 (Overall)
Top Speed [km/h] (Section)	66.5 (1200m)
Race State	Finished



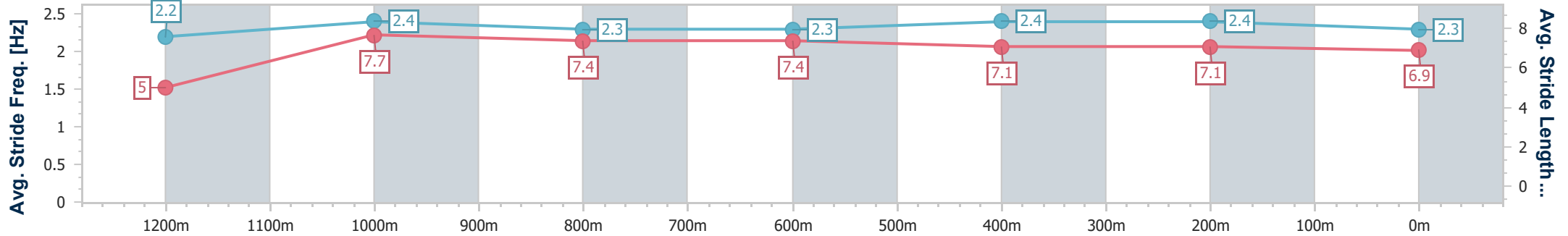
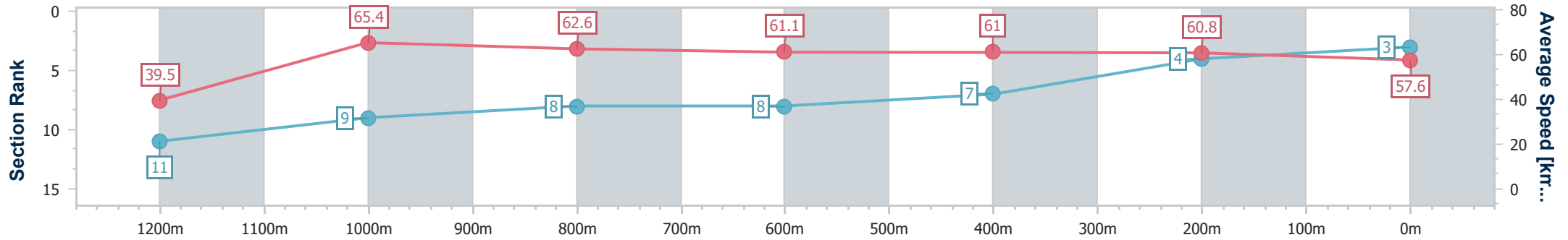
Toowoomba QLD Professional
Race 4: NKM AIR CONDITIONING AND REFRIGERATION
Maiden Handicap - 1300m



09 November 2024 - 19:52

Track Rating: Good 3, Weather: Fine, Rail Position: True

Section	Overall	1200m	1000m	800m	600m	400m	200m
Section Times	1:20.10 [3] (0:09.13)	1:10.97 [11] (0:11.07)	0:59.90 [9] (0:11.58)	0:48.32 [8] (0:11.85)	0:36.47 [8] (0:11.96)	0:24.51 [7] (0:12.02)	0:12.49 [4] (0:12.49)
Average Speed [km/h]	39.5	65.4	62.6	61.1	61.0	60.8	57.6
Top Speed [km/h]	60.5	66.5	65.4	62.4	62.1	61.7	59.9
Avg. Dist. to Rail [m]	10.5	5.1	3.1	1.0	2.7	4.0	4.9
Avg. Stride Freq. [Hz]	2.2	2.4	2.3	2.3	2.4	2.4	2.3
Avg. Stride Length [m]	5.0	7.7	7.4	7.4	7.1	7.1	6.9



- [] Ranking at each section and finish
- .-.- No data available at this section
- NA No data available



Horse/Jockey Name	Kinross Lane
Final Rank	4
Fastest Section Time (Section)	0:08.64 (Overall)
Top Speed [km/h] (Section)	70.4 (1200m)
Race State	Finished



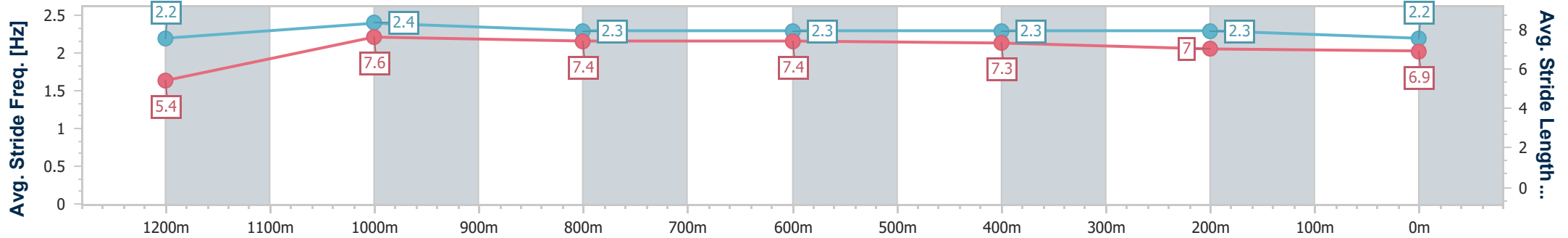
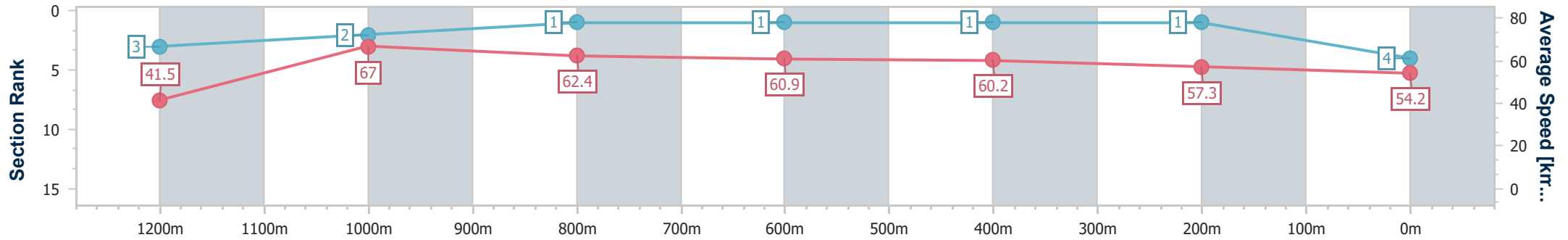
Toowoomba QLD Professional
 Race 4: NKM AIR CONDITIONING AND REFRIGERATION
 Maiden Handicap - 1300m



09 November 2024 - 19:52

Track Rating: Good 3, Weather: Fine, Rail Position: True

Section	Overall	1200m	1000m	800m	600m	400m	200m
Section Times	1:20.52 [4] (0:08.64)	1:11.88 [3] (0:10.77)	1:01.11 [2] (0:11.53)	0:49.58 [1] (0:11.77)	0:37.81 [1] (0:11.95)	0:25.86 [1] (0:12.59)	0:13.27 [1] (0:13.27)
Average Speed [km/h]	41.5	67.0	62.4	60.9	60.2	57.3	54.2
Top Speed [km/h]	66.7	70.4	64.9	61.6	62.1	58.6	55.5
Avg. Dist. to Rail [m]	1.1	0.8	0.6	1.1	0.8	0.7	0.4
Avg. Stride Freq. [Hz]	2.2	2.4	2.3	2.3	2.3	2.3	2.2
Avg. Stride Length [m]	5.4	7.6	7.4	7.4	7.3	7.0	6.9



- [] Ranking at each section and finish
- .-.- No data available at this section
- NA No data available



Horse/Jockey Name	Apache Halo
Final Rank	5
Fastest Section Time (Section)	0:08.91 (Overall)
Top Speed [km/h] (Section)	66.4 (1200m)
Race State	Finished



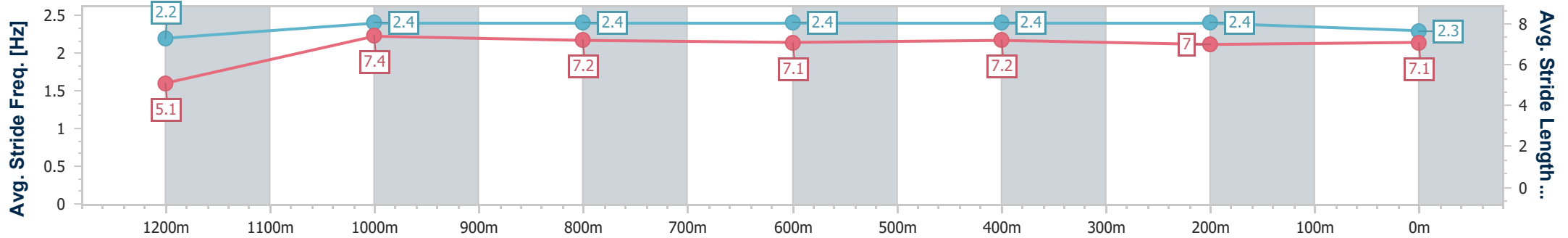
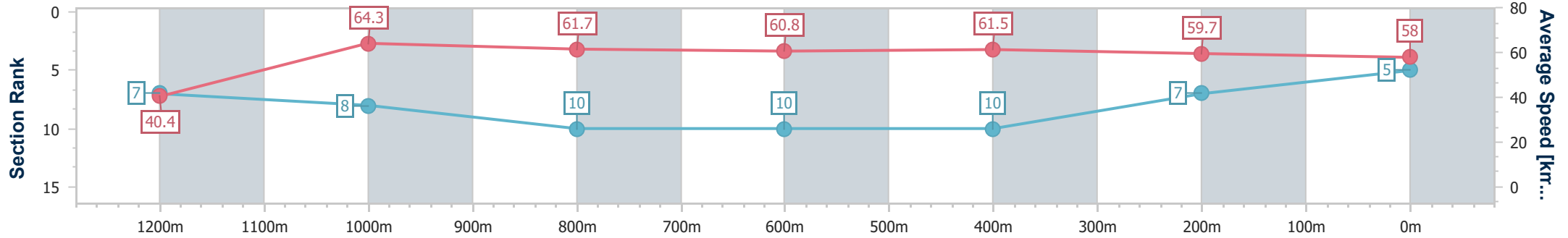
Toowoomba QLD Professional
Race 4: NKM AIR CONDITIONING AND REFRIGERATION
Maiden Handicap - 1300m



09 November 2024 - 19:52

Track Rating: Good 3, Weather: Fine, Rail Position: True

Section	Overall	1200m	1000m	800m	600m	400m	200m
Section Times	1:20.55 [5] (0:08.91)	1:11.64 [7] (0:11.22)	1:00.42 [8] (0:11.80)	0:48.62 [10] (0:12.03)	0:36.59 [10] (0:11.94)	0:24.65 [10] (0:12.26)	0:12.39 [7] (0:12.39)
Average Speed [km/h]	40.4	64.3	61.7	60.8	61.5	59.7	58.0
Top Speed [km/h]	59.1	66.4	63.7	63.0	63.4	61.2	58.9
Avg. Dist. to Rail [m]	10.6	5.4	3.6	3.5	3.8	5.2	4.4
Avg. Stride Freq. [Hz]	2.2	2.4	2.4	2.4	2.4	2.4	2.3
Avg. Stride Length [m]	5.1	7.4	7.2	7.1	7.2	7.0	7.1



- [] Ranking at each section and finish
- .-.- No data available at this section
- NA No data available



Horse/Jockey Name	Zouwaler
Final Rank	6
Fastest Section Time (Section)	0:08.92 (Overall)
Top Speed [km/h] (Section)	66.7 (1200m)
Race State	Finished



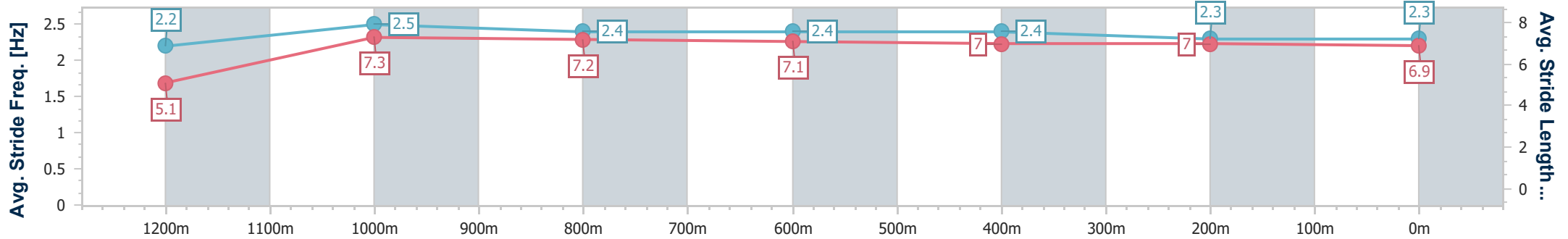
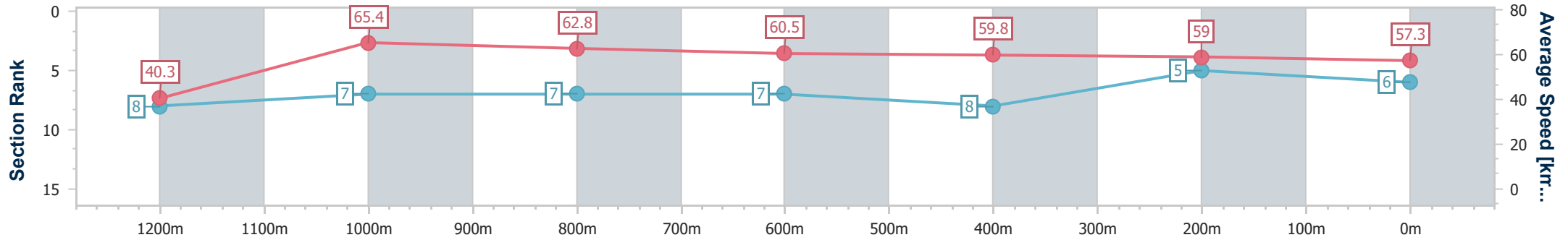
Toowoomba QLD Professional
Race 4: NKM AIR CONDITIONING AND REFRIGERATION
Maiden Handicap - 1300m



09 November 2024 - 19:52

Track Rating: Good 3, Weather: Fine, Rail Position: True

Section	Overall	1200m	1000m	800m	600m	400m	200m
Section Times	1:20.61 [6] (0:08.92)	1:11.69 [8] (0:11.03)	1:00.66 [7] (0:11.55)	0:49.11 [7] (0:11.97)	0:37.14 [7] (0:12.21)	0:24.93 [8] (0:12.38)	0:12.55 [5]
Average Speed [km/h]	40.3	65.4	62.8	60.5	59.8	59.0	57.3
Top Speed [km/h]	62.1	66.7	65.8	61.3	61.0	60.6	58.6
Avg. Dist. to Rail [m]	7.2	4.1	2.2	1.9	2.5	4.2	3.6
Avg. Stride Freq. [Hz]	2.2	2.5	2.4	2.4	2.4	2.3	2.3
Avg. Stride Length [m]	5.1	7.3	7.2	7.1	7.0	7.0	6.9



- [] Ranking at each section and finish
- .-.- No data available at this section
- NA No data available



Horse/Jockey Name	Danny's Boy
Final Rank	7
Fastest Section Time (Section)	0:09.08 (Overall)
Top Speed [km/h] (Section)	65.5 (1000m)
Race State	Finished



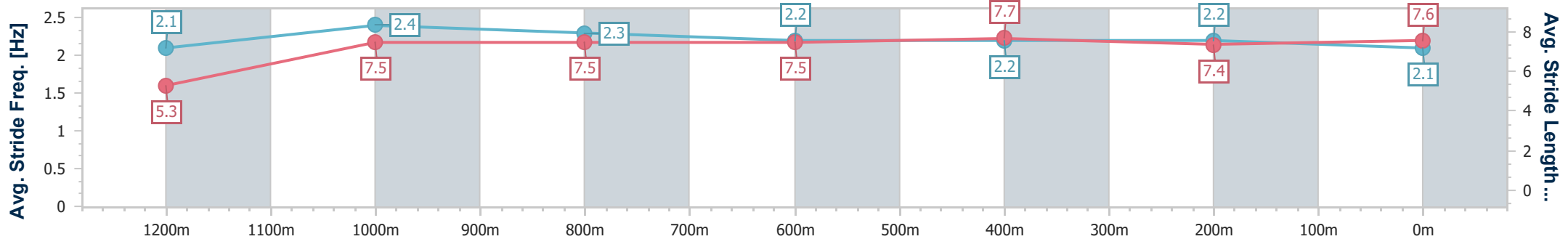
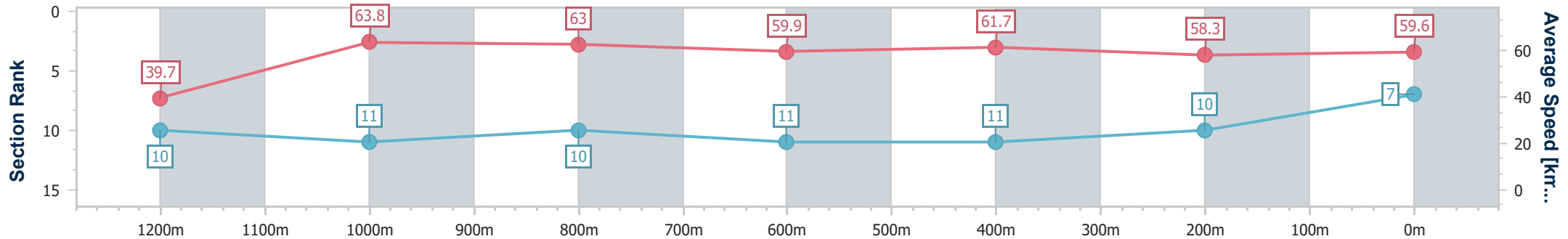
Toowoomba QLD Professional
 Race 4: NKM AIR CONDITIONING AND REFRIGERATION
 Maiden Handicap - 1300m



09 November 2024 - 19:52

Track Rating: Good 3, Weather: Fine, Rail Position: True

Section	Overall	1200m	1000m	800m	600m	400m	200m
Section Times	1:20.66 [7] (0:09.08)	1:11.58 [10] (0:11.30)	1:00.28 [11] (0:11.55)	0:48.73 [10] (0:12.19)	0:36.54 [11] (0:11.91)	0:24.63 [11] (0:12.59)	0:12.04 [10] (0:12.04)
Average Speed [km/h]	39.7	63.8	63.0	59.9	61.7	58.3	59.6
Top Speed [km/h]	61.2	65.3	65.5	61.9	62.6	60.5	60.9
Avg. Dist. to Rail [m]	8.5	4.0	3.5	4.1	3.9	5.2	5.7
Avg. Stride Freq. [Hz]	2.1	2.4	2.3	2.2	2.2	2.2	2.1
Avg. Stride Length [m]	5.3	7.5	7.5	7.5	7.7	7.4	7.6



- [] Ranking at each section and finish
- .-.- No data available at this section
- NA No data available



Horse/Jockey Name	Johntialjo
Final Rank	8
Fastest Section Time (Section)	0:09.01 (Overall)
Top Speed [km/h] (Section)	65.9 (1200m)
Race State	Finished



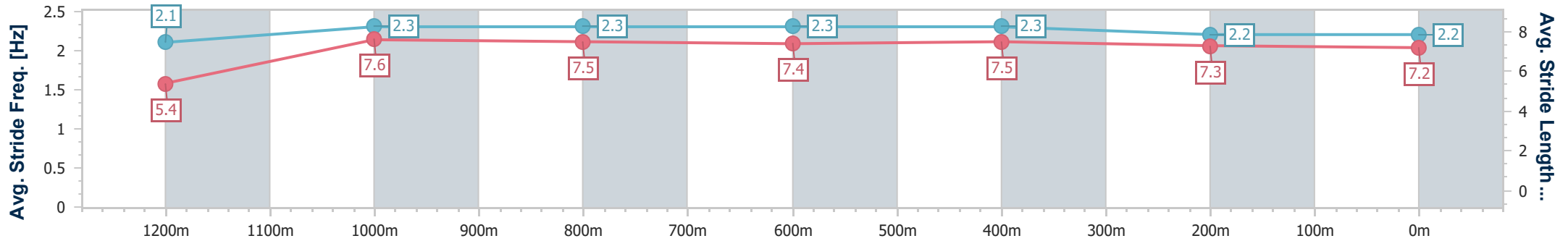
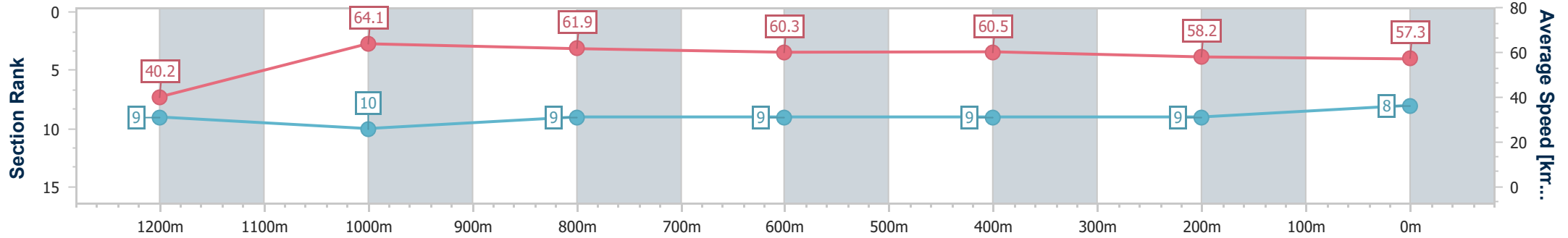
Toowoomba QLD Professional
Race 4: NKM AIR CONDITIONING AND REFRIGERATION
Maiden Handicap - 1300m



09 November 2024 - 19:52

Track Rating: Good 3, Weather: Fine, Rail Position: True

Section	Overall	1200m	1000m	800m	600m	400m	200m
Section Times	1:20.87 [8] (0:09.01)	1:11.86 [9] (0:11.24)	1:00.62 [10] (0:11.67)	0:48.95 [9] (0:11.99)	0:36.96 [9] (0:11.96)	0:25.00 [9] (0:12.43)	0:12.57 [9] (0:12.57)
Average Speed [km/h]	40.2	64.1	61.9	60.3	60.5	58.2	57.3
Top Speed [km/h]	61.8	65.9	64.1	62.0	62.1	59.4	58.3
Avg. Dist. to Rail [m]	5.7	2.6	1.6	0.9	1.0	1.5	2.0
Avg. Stride Freq. [Hz]	2.1	2.3	2.3	2.3	2.3	2.2	2.2
Avg. Stride Length [m]	5.4	7.6	7.5	7.4	7.5	7.3	7.2



- [] Ranking at each section and finish
- .-.- No data available at this section
- NA No data available



Horse/Jockey Name	Rum Runner
Final Rank	9
Fastest Section Time (Section)	0:08.50 (Overall)
Top Speed [km/h] (Section)	67.2 (1200m)
Race State	Finished



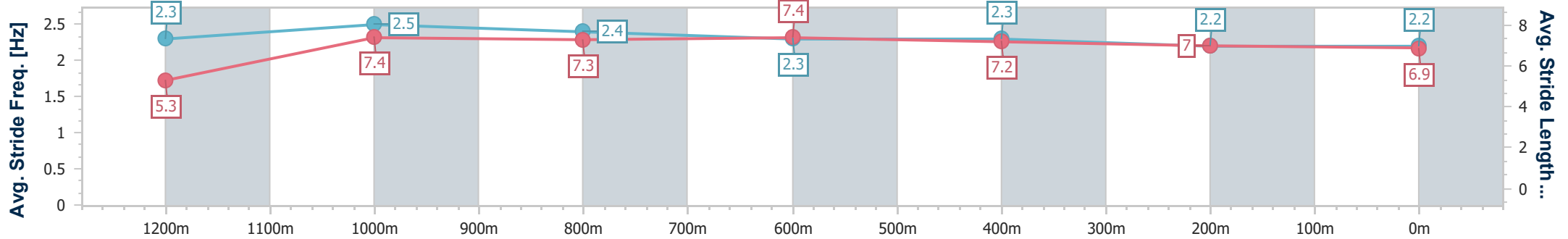
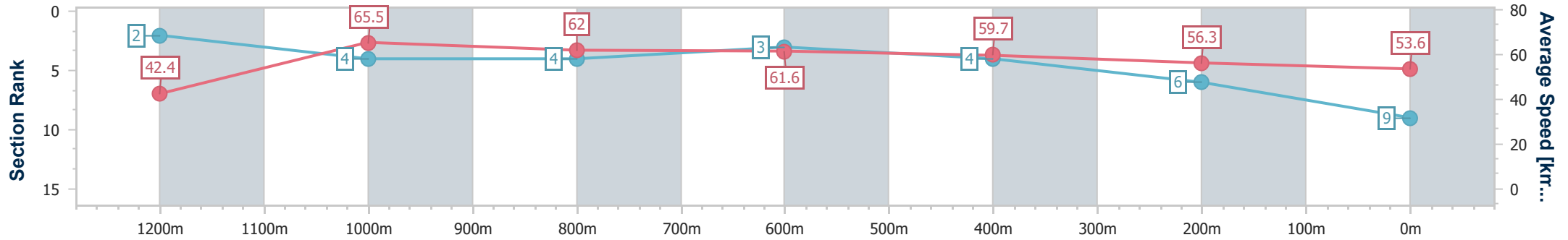
Toowoomba QLD Professional
 Race 4: NKM AIR CONDITIONING AND REFRIGERATION
 Maiden Handicap - 1300m



09 November 2024 - 19:52

Track Rating: Good 3, Weather: Fine, Rail Position: True

Section	Overall	1200m	1000m	800m	600m	400m	200m
Section Times	1:21.49 [9] (0:08.50)	1:12.99 [2] (0:11.02)	1:01.97 [4] (0:11.75)	0:50.22 [4] (0:11.83)	0:38.39 [3] (0:12.19)	0:26.20 [4] (0:12.83)	0:13.37 [6] (0:13.37)
Average Speed [km/h]	42.4	65.5	62.0	61.6	59.7	56.3	53.6
Top Speed [km/h]	62.7	67.2	64.8	62.9	62.1	58.0	54.8
Avg. Dist. to Rail [m]	5.6	3.2	3.5	3.1	2.4	1.4	2.3
Avg. Stride Freq. [Hz]	2.3	2.5	2.4	2.3	2.3	2.2	2.2
Avg. Stride Length [m]	5.3	7.4	7.3	7.4	7.2	7.0	6.9



- [] Ranking at each section and finish
- .-.- No data available at this section
- NA No data available



Horse/Jockey Name	Mad Mission
Final Rank	10
Fastest Section Time (Section)	0:08.78 (Overall)
Top Speed [km/h] (Section)	67.7 (1200m)
Race State	Finished



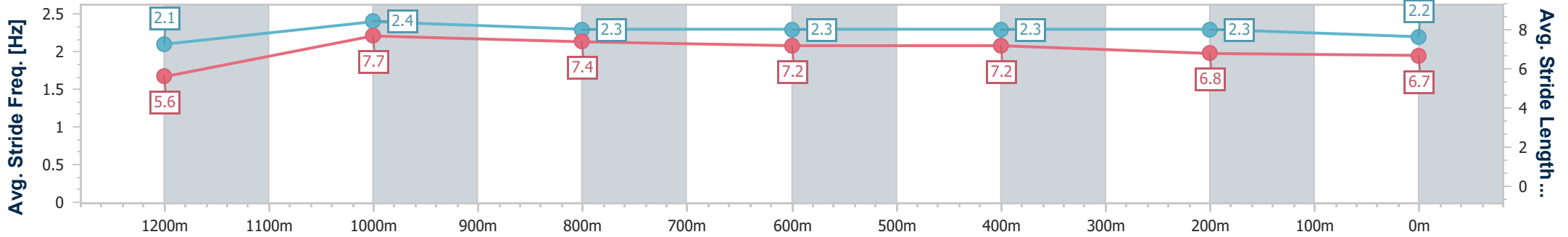
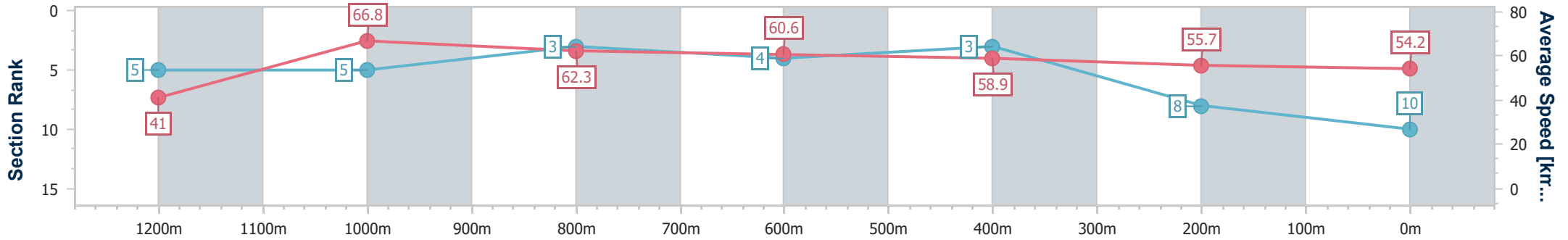
Toowoomba QLD Professional
Race 4: NKM AIR CONDITIONING AND REFRIGERATION
Maiden Handicap - 1300m



09 November 2024 - 19:52

Track Rating: Good 3, Weather: Fine, Rail Position: True

Section	Overall	1200m	1000m	800m	600m	400m	200m
Section Times	1:21.50 [10] (0:08.78)	1:12.72 [5] (0:10.81)	1:01.91 [5] (0:11.60)	0:50.31 [3] (0:11.91)	0:38.40 [4] (0:12.18)	0:26.22 [3] (0:12.92)	0:13.30 [8] (0:13.30)
Average Speed [km/h]	41.0	66.8	62.3	60.6	58.9	55.7	54.2
Top Speed [km/h]	64.1	67.7	66.4	61.6	61.1	56.6	55.7
Avg. Dist. to Rail [m]	3.8	1.3	1.3	0.7	0.9	0.6	0.8
Avg. Stride Freq. [Hz]	2.1	2.4	2.3	2.3	2.3	2.3	2.2
Avg. Stride Length [m]	5.6	7.7	7.4	7.2	7.2	6.8	6.7



- [] Ranking at each section and finish
- .-.- No data available at this section
- NA No data available



Horse/Jockey Name	Frodash
Final Rank	11
Fastest Section Time (Section)	0:08.73 (Overall)
Top Speed [km/h] (Section)	69.1 (1200m)
Race State	Finished



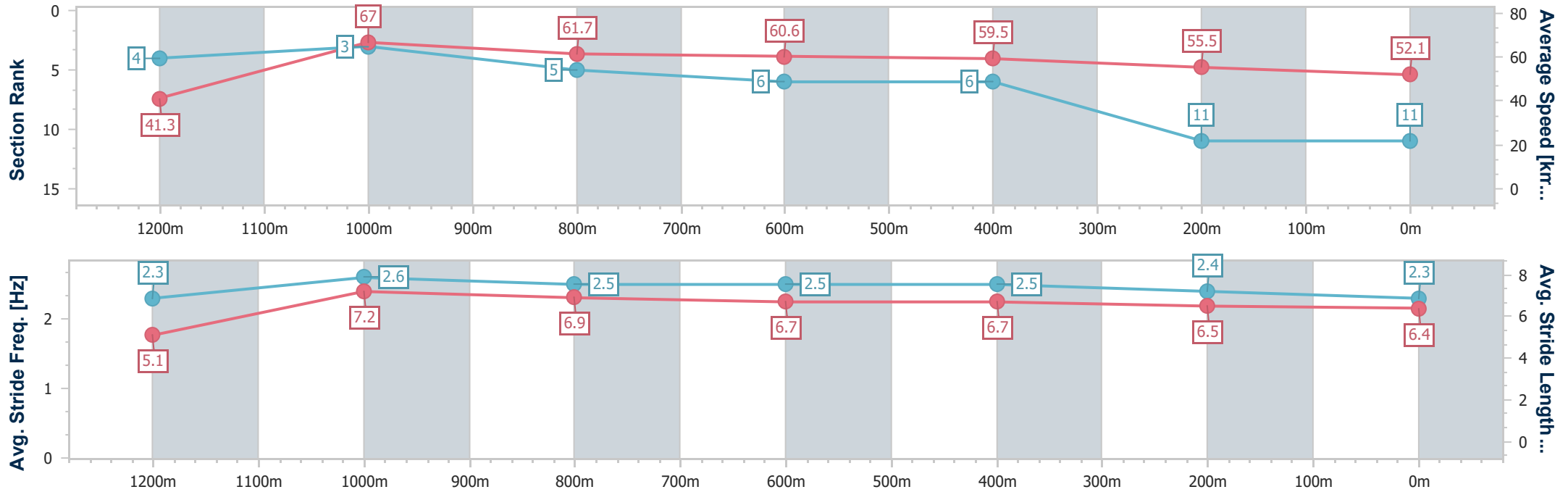
Toowoomba QLD Professional
Race 4: NKM AIR CONDITIONING AND REFRIGERATION
Maiden Handicap - 1300m



09 November 2024 - 19:52

Track Rating: Good 3, Weather: Fine, Rail Position: True

Section	Overall	1200m	1000m	800m	600m	400m	200m
Section Times	1:22.57 [11] (0:08.73)	1:13.84 [4] (0:10.78)	1:03.06 [3] (0:11.80)	0:51.26 [5] (0:12.05)	0:39.21 [6] (0:12.23)	0:26.98 [6] (0:13.17)	0:13.81 [11] (0:13.81)
Average Speed [km/h]	41.3	67.0	61.7	60.6	59.5	55.5	52.1
Top Speed [km/h]	64.8	69.1	63.5	61.6	61.6	56.9	54.2
Avg. Dist. to Rail [m]	2.8	1.4	3.2	3.7	2.9	3.4	2.0
Avg. Stride Freq. [Hz]	2.3	2.6	2.5	2.5	2.5	2.4	2.3
Avg. Stride Length [m]	5.1	7.2	6.9	6.7	6.7	6.5	6.4



- [] Ranking at each section and finish
- .-.- No data available at this section
- NA No data available



Toowoomba QLD Professional

Race 5: ENVISION DISABILITY SERVICE BENCHMARK 70 Handicap - 1625m

09 November 2024 - 20:30



Track Rating: Good 3, Weather: Showers, Rail Position: True

Section	Overall	1400m	1200m	1000m	800m	600m	400m	Last 600m						
Field Times	1:39.46 (0:14.57)	1:24.89 (0:10.92)	1:13.97 (0:11.59)	1:02.38 (0:12.14)	0:50.24 (0:12.23)	0:38.01 (0:12.38)	0:25.63 (0:12.69)	0:38.01						
Rank	TAB	Horse/Jockey	Barrier	Top Speed [km/h]	Fastest Section								Distance Travelled [m]	
1	8	EXPECTANT Chelsea Baker	7	67.1 1400m	0:10.92 1400m	1:39.46 [1] (0:15.41)	1:24.05 [5] (0:10.92)	1:13.13 [5] (0:11.62)	1:01.51 [5] (0:12.16)	0:49.35 [5] (0:11.84)	0:37.51 [4] (0:12.06)	0:25.45 [3] (0:12.51)	0:37.51	
2	5	PORKY Anthony Allen	2	67.9 1400m	0:10.95 1400m	1:39.49 [2] (0:15.09)	1:24.40 [3] (0:10.95)	1:13.45 [3] (0:11.52)	1:01.93 [3] (0:12.31)	0:49.62 [3] (0:12.03)	0:37.59 [3] (0:12.19)	0:25.40 [4] (0:12.46)	0:37.59	-2
3	4	WOWIT'S WILLYWONKA Liv O'Donnell	5	70.1 1400m	0:10.75 1400m	1:39.77 [3] (0:14.81)	1:24.96 [2] (0:10.75)	1:14.21 [2] (0:11.52)	1:02.69 [1] (0:12.14)	0:50.55 [1] (0:12.28)	0:38.27 [2] (0:12.41)	0:25.86 [2] (0:12.67)	0:38.27	-10
4	1	PICKO ROCKS Shannon Apthorpe	3	66.4 1400m	0:10.98 1400m	1:39.85 [4] (0:15.90)	1:23.95 [6] (0:10.98)	1:12.97 [6] (0:11.44)	1:01.53 [6] (0:12.36)	0:49.17 [6] (0:12.08)	0:37.09 [6] (0:12.24)	0:24.85 [6] (0:12.38)	0:37.09	-4
5	3	NERANO Rob Thorburn	6	70.5 Overall	0:10.92 1400m	1:40.00 [5] (0:14.57)	1:25.43 [1] (0:10.92)	1:14.51 [1] (0:11.64)	1:02.87 [2] (0:12.26)	0:50.61 [2] (0:12.06)	0:38.55 [1] (0:12.38)	0:26.17 [1] (0:12.80)	0:38.55	-3
6	2	TUHINGA Les Tilley	1	67.4 Overall	0:10.94 1400m	1:40.23 [6] (0:15.20)	1:25.03 [4] (0:10.94)	1:14.09 [4] (0:11.58)	1:02.51 [4] (0:12.18)	0:50.33 [4] (0:12.10)	0:38.23 [5] (0:12.19)	0:26.04 [5] (0:12.86)	0:38.23	-11
7	7	SKATER Nozi Tomizawa	4	65.3 1400m	0:11.80 1400m	1:44.30 [7] (0:18.93)	1:25.37 [7] (0:11.80)	1:13.57 [7] (0:12.07)	1:01.50 [7] (0:12.39)	0:49.11 [7] (0:11.88)	0:37.23 [7] (0:11.89)	0:25.34 [7] (0:12.41)	0:37.23	+1

Scratched: Sukhbir (#6)

[] Ranking at each section and finish
 -:-:- No data available at this section
 NA No data available

SCN Saddle cloth number
 DNF Did not finish
 DNT Did not track



Toowoomba QLD Professional

Race 5: ENVISION DISABILITY SERVICE BENCHMARK 70 Handicap - 1625m

09 November 2024 - 20:30



Track Rating: Good 3, Weather: Showers, Rail Position: True

Section							200m			Last 600m
Field Times							0:12.94 (0:12.94)			0:38.01
Rank	TAB	Horse/Jockey	Barrier	Top Speed [km/h]	Fastest Section	Margin			Distance Travelled [m]	
1	8	EXPECTANT Chelsea Baker	7	67.1 1400m	0:10.92 1400m	0:12.94 [1] (0:12.94)	1:39.46		0:37.51	
2	5	PORKY Anthony Allen	2	67.9 1400m	0:10.95 1400m	0:12.94 [2] (0:12.94)	0.2L		0:37.59 -2	
3	4	WOWIT'S WILLYWONKA Liv O'Donnell	5	70.1 1400m	0:10.75 1400m	0:13.19 [3] (0:13.19)	1.7L		0:38.27 -10	
4	1	PICKO ROCKS Shannon Apthorpe	3	66.4 1400m	0:10.98 1400m	0:12.47 [6] (0:12.47)	2.1L		0:37.09 -4	
5	3	NERANO Rob Thorburn	6	70.5 Overall	0:10.92 1400m	0:13.37 [4] (0:13.37)	2.9L		0:38.55 -3	
6	2	TUHINGA Les Tilley	1	67.4 Overall	0:10.94 1400m	0:13.18 [5] (0:13.18)	4.2L		0:38.23 -11	
7	7	SKATER Nozi Tomizawa	4	65.3 1400m	0:11.80 1400m	0:12.93 [7] (0:12.93)	28L		0:37.23 +1	

Scratched: Sukhbir (#6)



Horse/Jockey Name	Expectant
Final Rank	1
Fastest Section Time (Section)	0:10.92 (1400m)
Top Speed [km/h] (Section)	67.1 (1400m)
Race State	Finished



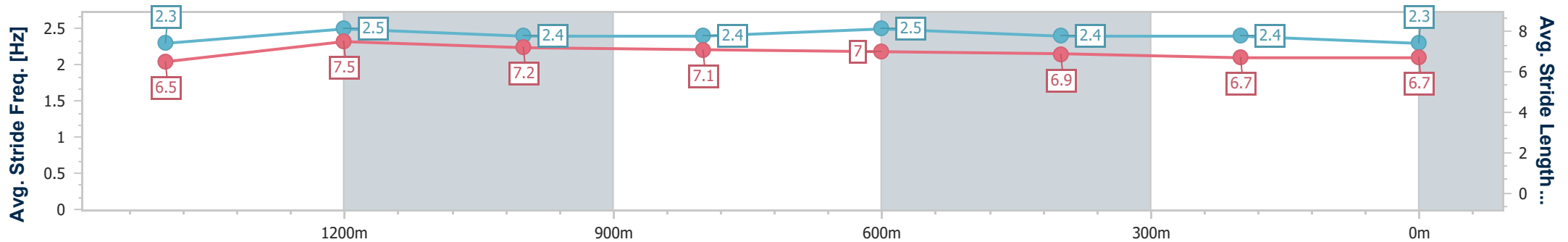
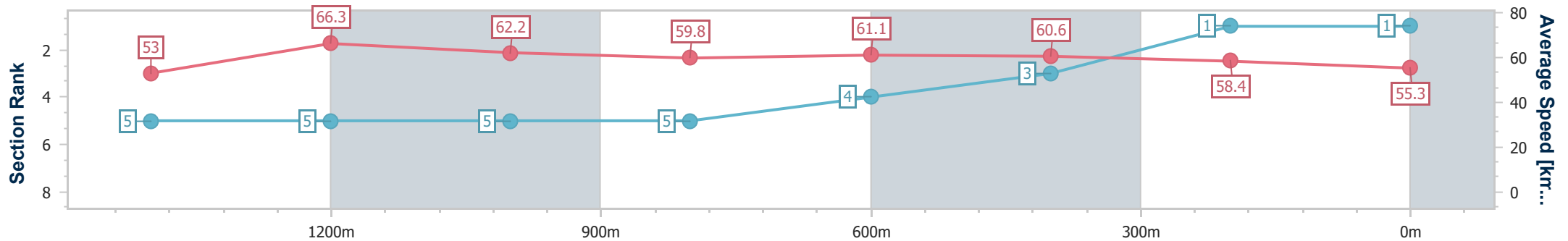
Toowoomba QLD Professional
Race 5: ENVISION DISABILITY SERVICE BENCHMARK 70
Handicap - 1625m



09 November 2024 - 20:30

Track Rating: Good 3, Weather: Showers, Rail Position: True

Section	Overall	1400m	1200m	1000m	800m	600m	400m	200m						
Section Times	1:39.46 [1] (0:15.41)	1:24.05 [5] (0:10.92)	1:13.13 [5] (0:11.62)	1:01.51 [5] (0:12.16)	0:49.35 [5] (0:11.84)	0:37.51 [4] (0:12.06)	0:25.45 [3] (0:12.51)	0:12.94 [1] (0:12.94)						
Average Speed [km/h]	53.0	66.3	62.2	59.8	61.1	60.6	58.4	55.3						
Top Speed [km/h]	66.9	67.1	64.8	60.5	62.4	62.6	59.8	58.7						
Avg. Dist. to Rail [m]	5.9	1.4	3.8	2.3	2.2	2.6	4.1	4.8						
Avg. Stride Freq. [Hz]	2.3	2.5	2.4	2.4	2.5	2.4	2.4	2.3						
Avg. Stride Length [m]	6.5	7.5	7.2	7.1	7.0	6.9	6.7	6.7						



- [] Ranking at each section and finish
- .-.- No data available at this section
- NA No data available



Horse/Jockey Name	Porky
Final Rank	2
Fastest Section Time (Section)	0:10.95 (1400m)
Top Speed [km/h] (Section)	67.9 (1400m)
Race State	Finished



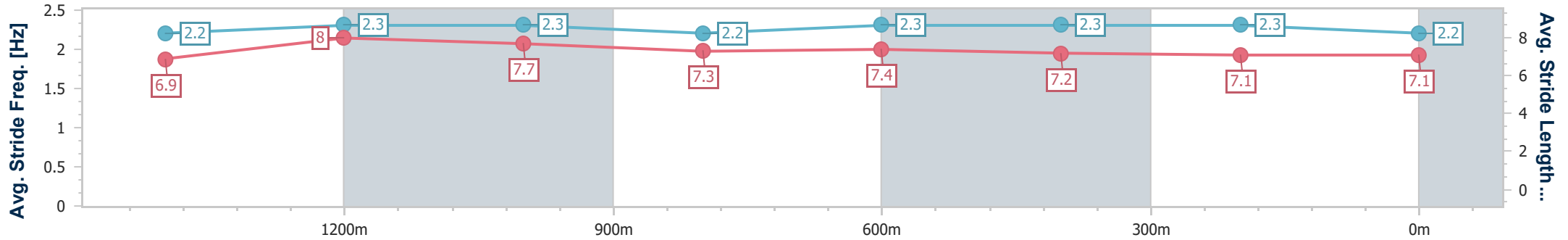
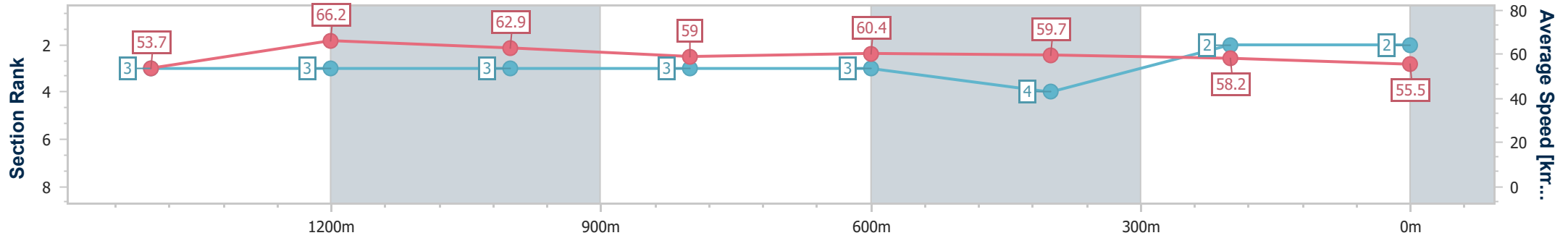
Toowoomba QLD Professional
Race 5: ENVISION DISABILITY SERVICE BENCHMARK 70
Handicap - 1625m



09 November 2024 - 20:30

Track Rating: Good 3, Weather: Showers, Rail Position: True

Section	Overall	1400m	1200m	1000m	800m	600m	400m	200m						
Section Times	1:39.49 [2] (0:15.09)	1:24.40 [3] (0:10.95)	1:13.45 [3] (0:11.52)	1:01.93 [3] (0:12.31)	0:49.62 [3] (0:12.03)	0:37.59 [3] (0:12.19)	0:25.40 [4] (0:12.46)	0:12.94 [2] (0:12.94)						
Average Speed [km/h]	53.7	66.2	62.9	59.0	60.4	59.7	58.2	55.5						
Top Speed [km/h]	67.0	67.9	64.3	60.3	62.1	62.2	59.4	57.5						
Avg. Dist. to Rail [m]	3.8	1.5	3.4	3.1	2.3	2.2	2.0	1.9						
Avg. Stride Freq. [Hz]	2.2	2.3	2.3	2.2	2.3	2.3	2.3	2.2						
Avg. Stride Length [m]	6.9	8.0	7.7	7.3	7.4	7.2	7.1	7.1						



- [] Ranking at each section and finish
- .-.- No data available at this section
- NA No data available



Horse/Jockey Name	Wowit's Willywonka
Final Rank	3
Fastest Section Time (Section)	0:10.75 (1400m)
Top Speed [km/h] (Section)	70.1 (1400m)
Race State	Finished



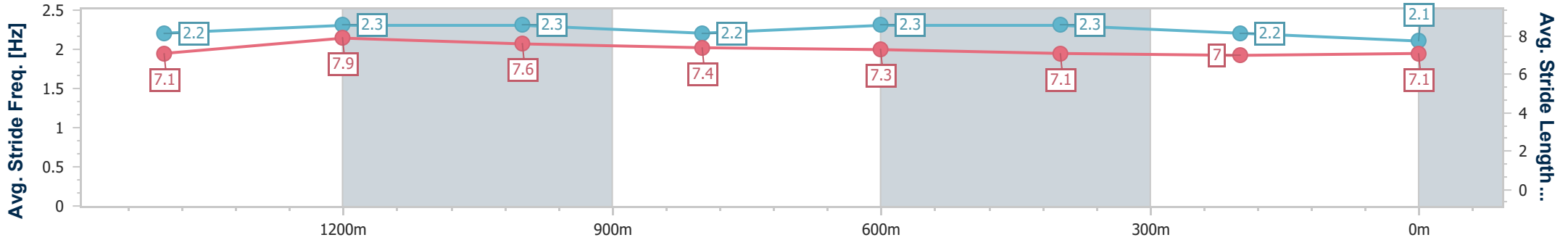
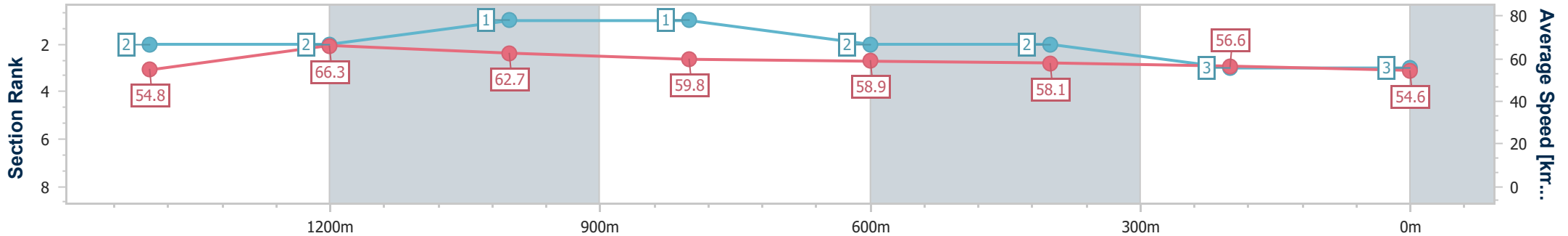
Toowoomba QLD Professional
Race 5: ENVISION DISABILITY SERVICE BENCHMARK 70
Handicap - 1625m



09 November 2024 - 20:30

Track Rating: Good 3, Weather: Showers, Rail Position: True

Section	Overall	1400m	1200m	1000m	800m	600m	400m	200m					
Section Times	1:39.77 [3] (0:14.81)	1:24.96 [2] (0:10.75)	1:14.21 [2] (0:11.52)	1:02.69 [1] (0:12.14)	0:50.55 [1] (0:12.28)	0:38.27 [2] (0:12.41)	0:25.86 [2] (0:12.67)	0:13.19 [3] (0:13.19)					
Average Speed [km/h]	54.8	66.3	62.7	59.8	58.9	58.1	56.6	54.6					
Top Speed [km/h]	69.4	70.1	63.3	61.2	59.8	59.0	57.8	55.6					
Avg. Dist. to Rail [m]	4.9	1.9	1.7	2.4	2.3	0.7	0.7	0.5					
Avg. Stride Freq. [Hz]	2.2	2.3	2.3	2.2	2.3	2.3	2.2	2.1					
Avg. Stride Length [m]	7.1	7.9	7.6	7.4	7.3	7.1	7.0	7.1					



- [] Ranking at each section and finish
- .-.- No data available at this section
- NA No data available



Horse/Jockey Name	Picko Rocks
Final Rank	4
Fastest Section Time (Section)	0:10.98 (1400m)
Top Speed [km/h] (Section)	66.4 (1400m)
Race State	Finished



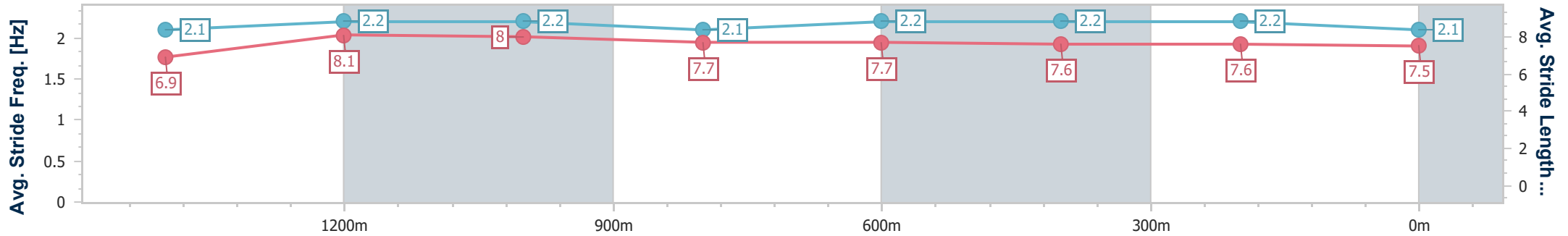
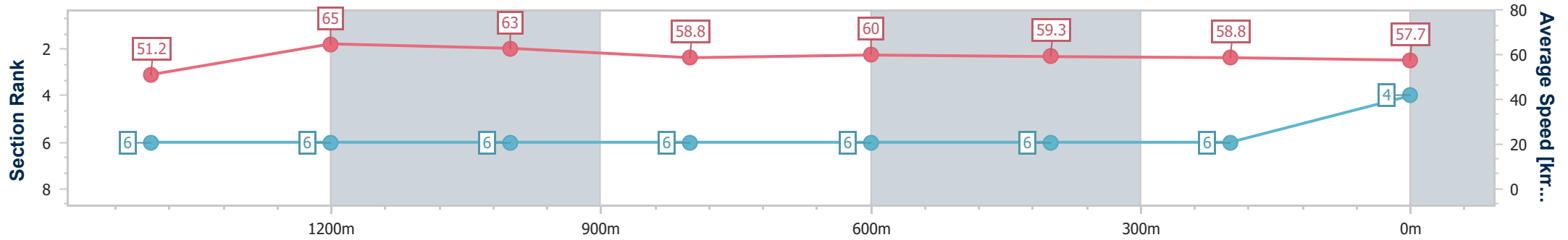
Toowoomba QLD Professional
Race 5: ENVISION DISABILITY SERVICE BENCHMARK 70
Handicap - 1625m



09 November 2024 - 20:30

Track Rating: Good 3, Weather: Showers, Rail Position: True

Section	Overall	1400m	1200m	1000m	800m	600m	400m	200m					
Section Times	1:39.85 [4] (0:15.90)	1:23.95 [6] (0:10.98)	1:12.97 [6] (0:11.44)	1:01.53 [6] (0:12.36)	0:49.17 [6] (0:12.08)	0:37.09 [6] (0:12.24)	0:24.85 [6] (0:12.38)	0:12.47 [6] (0:12.47)					
Average Speed [km/h]	51.2	65.0	63.0	58.8	60.0	59.3	58.8	57.7					
Top Speed [km/h]	66.2	66.4	65.2	60.0	60.8	60.6	59.3	58.6					
Avg. Dist. to Rail [m]	5.3	1.6	1.6	2.9	2.5	1.6	3.2	7.6					
Avg. Stride Freq. [Hz]	2.1	2.2	2.2	2.1	2.2	2.2	2.2	2.1					
Avg. Stride Length [m]	6.9	8.1	8.0	7.7	7.7	7.6	7.6	7.5					



- [] Ranking at each section and finish
- .-.- No data available at this section
- NA No data available



Horse/Jockey Name	Nerano
Final Rank	5
Fastest Section Time (Section)	0:10.92 (1400m)
Top Speed [km/h] (Section)	70.5 (Overall)
Race State	Finished



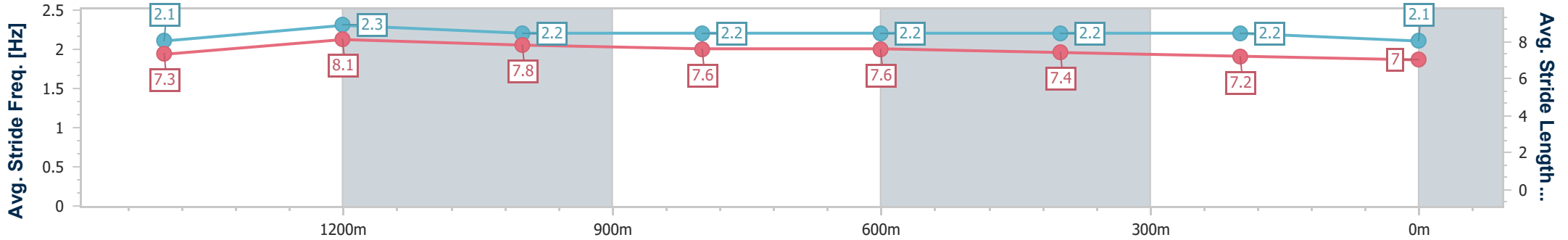
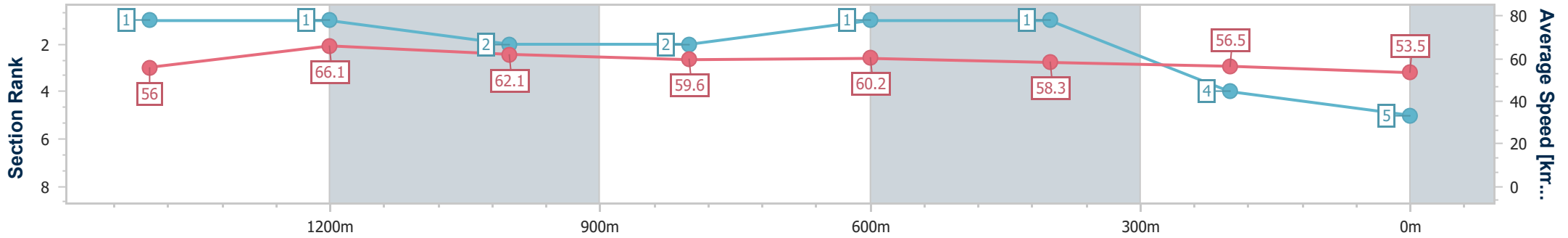
Toowoomba QLD Professional
 Race 5: ENVISION DISABILITY SERVICE BENCHMARK 70
 Handicap - 1625m



09 November 2024 - 20:30

Track Rating: Good 3, Weather: Showers, Rail Position: True

Section	Overall	1400m	1200m	1000m	800m	600m	400m	200m
Section Times	1:40.00 [5] (0:14.57)	1:25.43 [1] (0:10.92)	1:14.51 [1] (0:11.64)	1:02.87 [2] (0:12.26)	0:50.61 [2] (0:12.06)	0:38.55 [1] (0:12.38)	0:26.17 [1] (0:12.80)	0:13.37 [4] (0:13.37)
Average Speed [km/h]	56.0	66.1	62.1	59.6	60.2	58.3	56.5	53.5
Top Speed [km/h]	70.5	69.5	63.9	60.2	61.3	60.3	57.4	55.2
Avg. Dist. to Rail [m]	6.3	1.2	3.4	3.5	2.1	0.5	0.9	1.8
Avg. Stride Freq. [Hz]	2.1	2.3	2.2	2.2	2.2	2.2	2.2	2.1
Avg. Stride Length [m]	7.3	8.1	7.8	7.6	7.6	7.4	7.2	7.0



- [] Ranking at each section and finish
- .-.- No data available at this section
- NA No data available



Horse/Jockey Name	Tuhinga
Final Rank	6
Fastest Section Time (Section)	0:10.94 (1400m)
Top Speed [km/h] (Section)	67.4 (Overall)
Race State	Finished



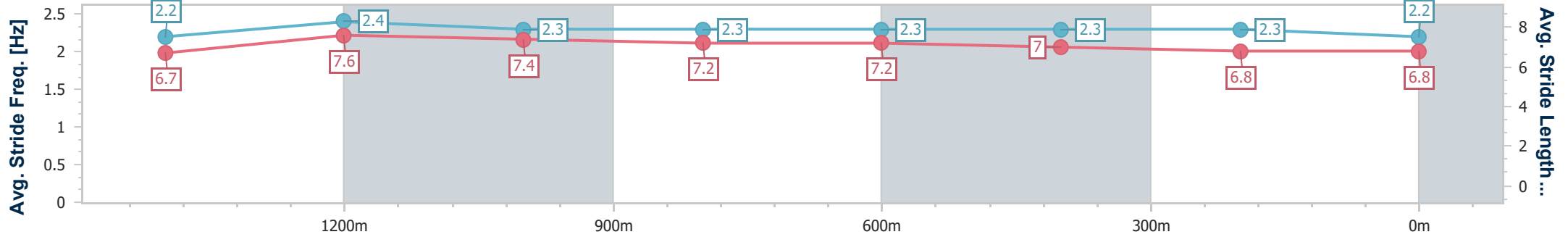
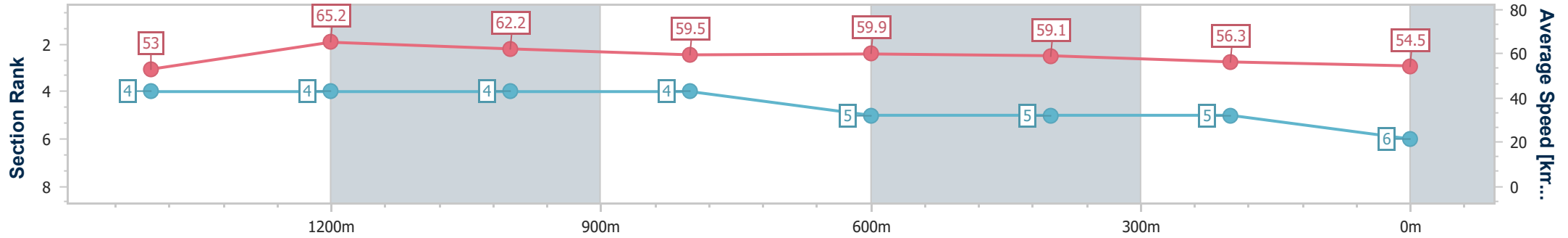
Toowoomba QLD Professional
 Race 5: ENVISION DISABILITY SERVICE BENCHMARK 70
 Handicap - 1625m



09 November 2024 - 20:30

Track Rating: Good 3, Weather: Showers, Rail Position: True

Section	Overall	1400m	1200m	1000m	800m	600m	400m	200m
Section Times	1:40.23 [6] (0:15.20)	1:25.03 [4] (0:10.94)	1:14.09 [4] (0:11.58)	1:02.51 [4] (0:12.18)	0:50.33 [4] (0:12.10)	0:38.23 [5] (0:12.19)	0:26.04 [5] (0:12.86)	0:13.18 [5] (0:13.18)
Average Speed [km/h]	53.0	65.2	62.2	59.5	59.9	59.1	56.3	54.5
Top Speed [km/h]	67.4	66.5	64.0	60.8	60.4	61.5	57.5	55.8
Avg. Dist. to Rail [m]	3.3	1.8	1.3	1.4	1.6	0.3	2.3	4.3
Avg. Stride Freq. [Hz]	2.2	2.4	2.3	2.3	2.3	2.3	2.3	2.2
Avg. Stride Length [m]	6.7	7.6	7.4	7.2	7.2	7.0	6.8	6.8



- [] Ranking at each section and finish
- .-.- No data available at this section
- NA No data available



Horse/Jockey Name	Skater
Final Rank	7
Fastest Section Time (Section)	0:11.80 (1400m)
Top Speed [km/h] (Section)	65.3 (1400m)
Race State	Finished



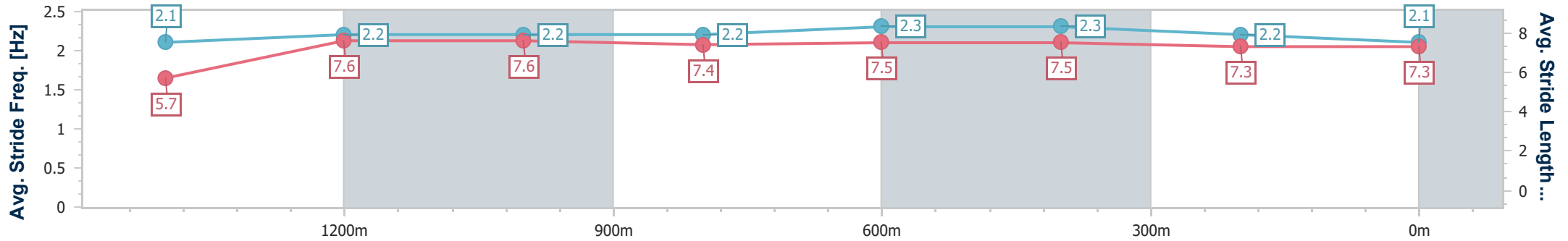
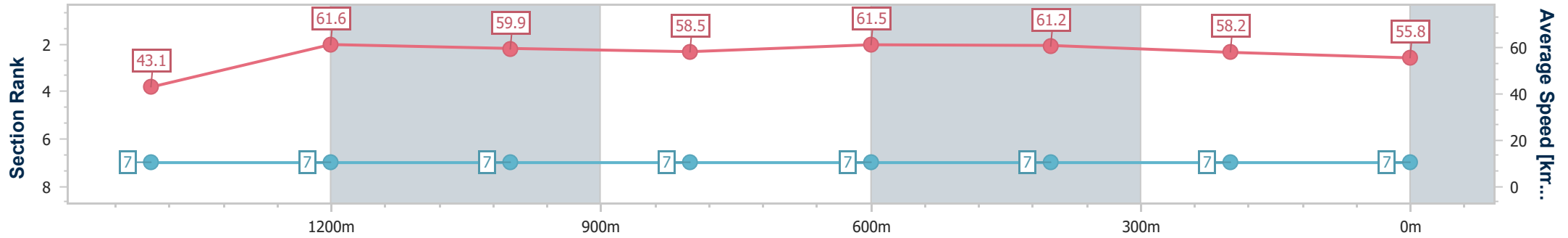
Toowoomba QLD Professional
Race 5: ENVISION DISABILITY SERVICE BENCHMARK 70
Handicap - 1625m



09 November 2024 - 20:30

Track Rating: Good 3, Weather: Showers, Rail Position: True

Section	Overall	1400m	1200m	1000m	800m	600m	400m	200m					
Section Times	1:44.30 [7] (0:18.93)	1:25.37 [7] (0:11.80)	1:13.57 [7] (0:12.07)	1:01.50 [7] (0:12.39)	0:49.11 [7] (0:11.88)	0:37.23 [7] (0:11.89)	0:25.34 [7] (0:12.41)	0:12.93 [7] (0:12.93)					
Average Speed [km/h]	43.1	61.6	59.9	58.5	61.5	61.2	58.2	55.8					
Top Speed [km/h]	65.2	65.3	60.9	59.7	62.6	62.2	60.3	57.6					
Avg. Dist. to Rail [m]	6.8	1.7	3.5	3.0	3.4	2.1	0.6	0.2					
Avg. Stride Freq. [Hz]	2.1	2.2	2.2	2.2	2.3	2.3	2.2	2.1					
Avg. Stride Length [m]	5.7	7.6	7.6	7.4	7.5	7.5	7.3	7.3					



- [] Ranking at each section and finish
- .-.- No data available at this section
- NA No data available



Toowoomba QLD Professional
Race 6: EMPIRE OF JAPAN QTIS Three-Year-Old BENCHMARK 60
Handicap - 1000m
09 November 2024 - 21:06



Track Rating: Good 3, Weather: Fine, Rail Position: True

Section		Overall	800m	600m	400m	200m	Last 600m					
Field Times		0:59.02 (0:13.55)	0:45.47 (0:11.22)	0:34.25 (0:11.27)	0:22.98 (0:11.32)	0:11.66 (0:11.66)	0:34.25					
Rank	TAB Horse/Jockey	Barrier	Top Speed [km/h]	Fastest Section	Margin					Distance Travelled [m]		
1	4 MIXED SIGNALS Les Tilley	1	67.7	0:11.24	0:59.02 [1] (0:13.55)	0:45.47 [1] (0:11.24)	0:34.23 [2] (0:11.25)	0:22.98 [1] (0:11.32)	0:11.66 [1] (0:11.66)	0:59.02	0:34.23	
2	1 MISHANI ROCK Chelsea Baker	2	66.2	0:11.13	0:59.33 [2] (0:13.92)	0:45.41 [3] (0:11.13)	0:34.28 [3] (0:11.35)	0:22.93 [3] (0:11.25)	0:11.68 [2] (0:11.68)	1.8L	0:34.28	+0
3	2 MISHANI CROWN Michael Murphy	7	68.7	0:11.03	0:59.70 [3] (0:13.74)	0:45.96 [2] (0:11.03)	0:34.93 [1] (0:11.57)	0:23.36 [2] (0:11.41)	0:11.95 [3] (0:11.95)	3.8L	0:34.93	+4
4	7 YES I'M UGLY Olivia Kendal	6	65.4	0:11.24	0:59.77 [4] (0:14.18)	0:45.59 [6] (0:11.25)	0:34.34 [6] (0:11.57)	0:22.77 [6] (0:11.24)	0:11.53 [5] (0:11.53)	4.1L	0:34.34	+5
5	6 SUNSHINYDAY Rob Thorburn	3	66.1	0:11.28	1:00.10 [5] (0:13.98)	0:46.12 [4] (0:11.28)	0:34.84 [4] (0:11.29)	0:23.55 [4] (0:11.66)	0:11.89 [4] (0:11.89)	5.9L	0:34.84	+2
6	3 ACEDROD Liv O'Donnell	5	65.2	0:11.19	1:00.58 [6] (0:14.57)	0:46.01 [7] (0:11.19)	0:34.82 [7] (0:11.40)	0:23.42 [7] (0:11.60)	0:11.82 [6] (0:11.82)	8.7L	0:34.82	-2
7	5 FOOLSAY Nozi Tomizawa	4	66.2	0:11.19	1:01.76 [7] (0:14.17)	0:47.59 [5] (0:11.19)	0:36.40 [5] (0:11.60)	0:24.80 [5] (0:12.10)	0:12.70 [7] (0:12.70)	15.5L	0:36.40	+4

[] Ranking at each section and finish
 -:-:- No data available at this section
 NA No data available

SCN Saddle cloth number
 DNF Did not finish
 DNT Did not track



Horse/Jockey Name	Mixed Signals
Final Rank	1
Fastest Section Time (Section)	0:11.24 (800m)
Top Speed [km/h] (Section)	67.7 (Overall)
Race State	Finished



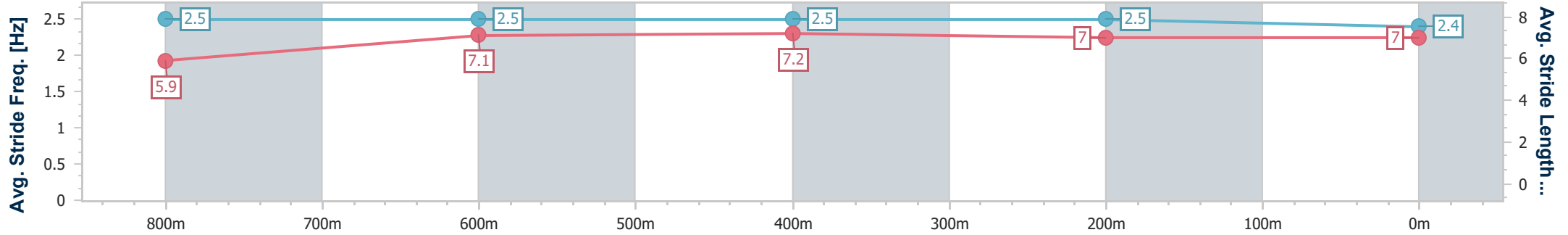
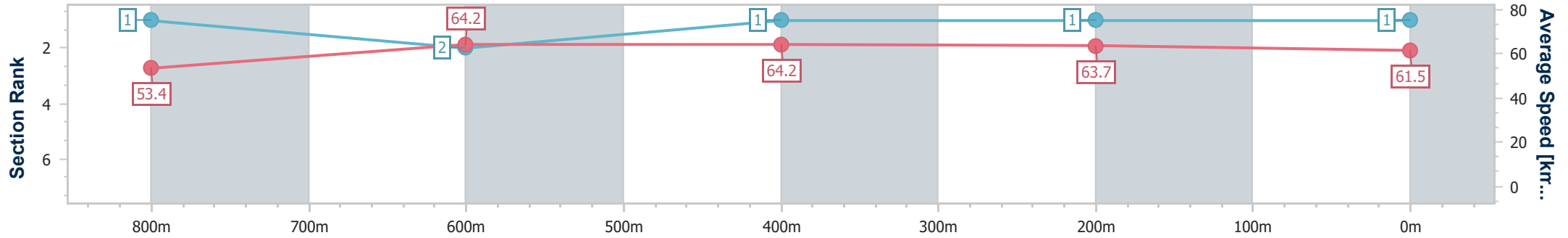
Toowoomba QLD Professional
 Race 6: EMPIRE OF JAPAN QTIS Three-Year-Old BENCHMARK
 60 Handicap - 1000m



09 November 2024 - 21:06

Track Rating: Good 3, Weather: Fine, Rail Position: True

Section	Overall	800m	600m	400m	200m
Section Times	0:59.02 [1] (0:13.55)	0:45.47 [1] (0:11.24)	0:34.23 [2] (0:11.25)	0:22.98 [1] (0:11.32)	0:11.66 [1] (0:11.66)
Average Speed [km/h]	53.4	64.2	64.2	63.7	61.5
Top Speed [km/h]	67.7	64.7	65.8	65.5	63.2
Avg. Dist. to Rail [m]	3.0	0.8	0.6	0.7	0.3
Avg. Stride Freq. [Hz]	2.5	2.5	2.5	2.5	2.4
Avg. Stride Length [m]	5.9	7.1	7.2	7.0	7.0



- [] Ranking at each section and finish
- .-.- No data available at this section
- NA No data available



Horse/Jockey Name	Mishani Rock
Final Rank	2
Fastest Section Time (Section)	0:11.13 (800m)
Top Speed [km/h] (Section)	66.2 (Overall)
Race State	Finished



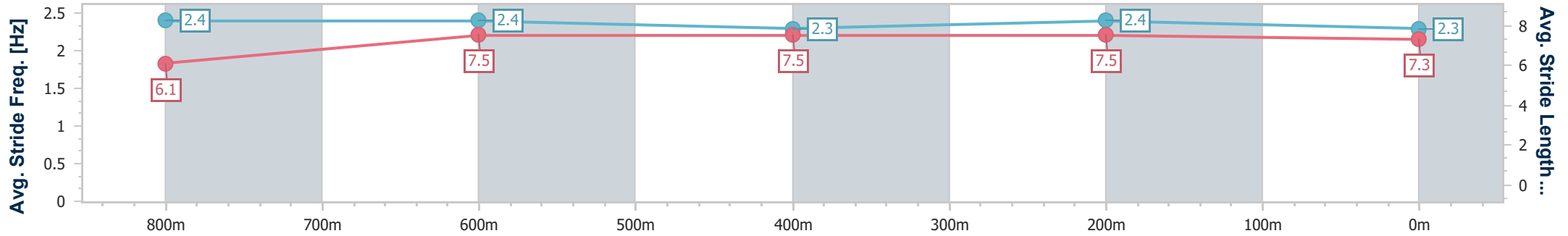
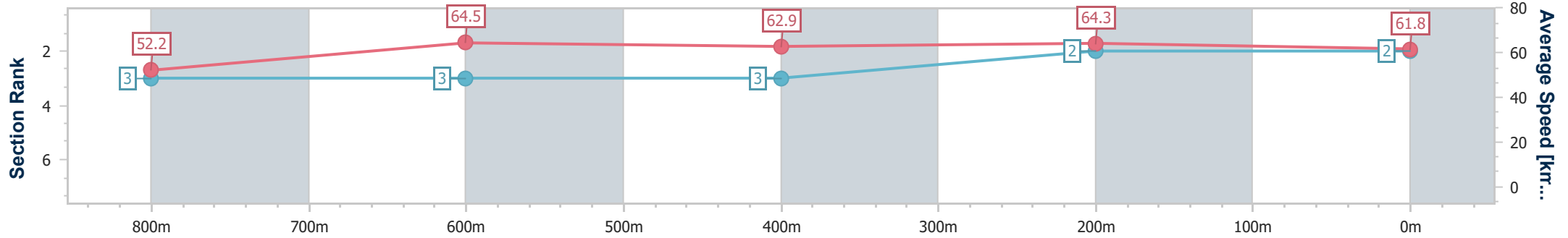
Toowoomba QLD Professional
 Race 6: EMPIRE OF JAPAN QTIS Three-Year-Old BENCHMARK
 60 Handicap - 1000m



09 November 2024 - 21:06

Track Rating: Good 3, Weather: Fine, Rail Position: True

Section	Overall	800m	600m	400m	200m
Section Times	0:59.33 [2] (0:13.92)	0:45.41 [3] (0:11.13)	0:34.28 [3] (0:11.35)	0:22.93 [3] (0:11.25)	0:11.68 [2] (0:11.68)
Average Speed [km/h]	52.2	64.5	62.9	64.3	61.8
Top Speed [km/h]	66.2	65.7	63.8	65.3	64.0
Avg. Dist. to Rail [m]	5.1	1.1	1.5	2.1	2.6
Avg. Stride Freq. [Hz]	2.4	2.4	2.3	2.4	2.3
Avg. Stride Length [m]	6.1	7.5	7.5	7.5	7.3



- [] Ranking at each section and finish
- .-.- No data available at this section
- NA No data available



Horse/Jockey Name	Mishani Crown
Final Rank	3
Fastest Section Time (Section)	0:11.03 (800m)
Top Speed [km/h] (Section)	68.7 (Overall)
Race State	Finished



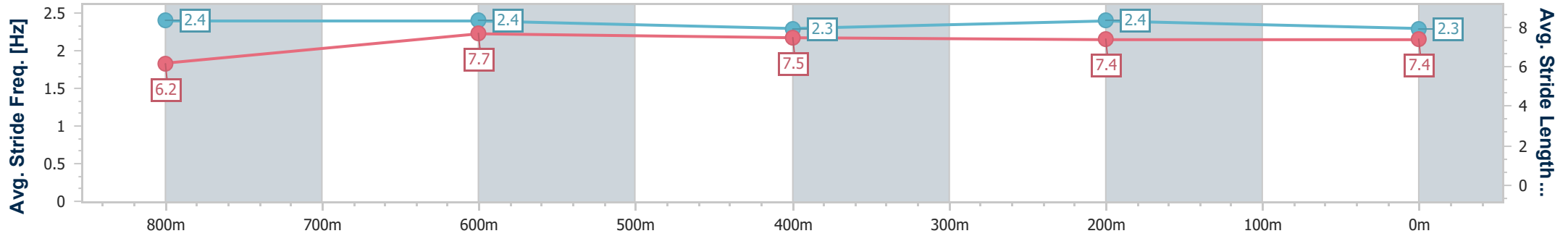
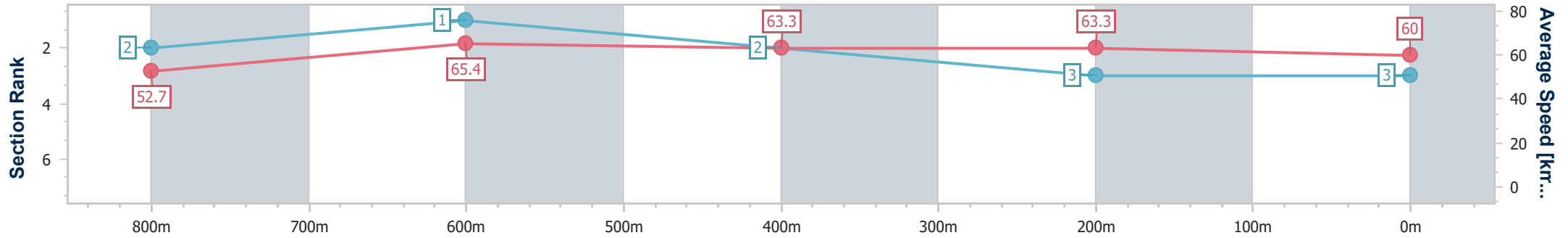
Toowoomba QLD Professional
 Race 6: EMPIRE OF JAPAN QTIS Three-Year-Old BENCHMARK
 60 Handicap - 1000m



09 November 2024 - 21:06

Track Rating: Good 3, Weather: Fine, Rail Position: True

Section	Overall	800m	600m	400m	200m
Section Times	0:59.70 [3] (0:13.74)	0:45.96 [2] (0:11.03)	0:34.93 [1] (0:11.57)	0:23.36 [2] (0:11.41)	0:11.95 [3] (0:11.95)
Average Speed [km/h]	52.7	65.4	63.3	63.3	60.0
Top Speed [km/h]	68.7	66.4	64.6	65.1	62.4
Avg. Dist. to Rail [m]	6.0	1.1	2.6	1.0	0.6
Avg. Stride Freq. [Hz]	2.4	2.4	2.3	2.4	2.3
Avg. Stride Length [m]	6.2	7.7	7.5	7.4	7.4



- [] Ranking at each section and finish
- .-.- No data available at this section
- NA No data available



Horse/Jockey Name	Yes I'm Ugly
Final Rank	4
Fastest Section Time (Section)	0:11.24 (400m)
Top Speed [km/h] (Section)	65.4 (600m)
Race State	Finished



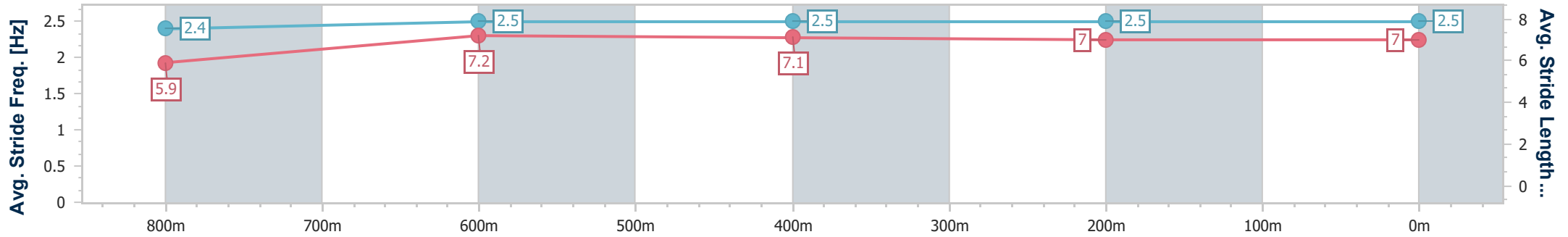
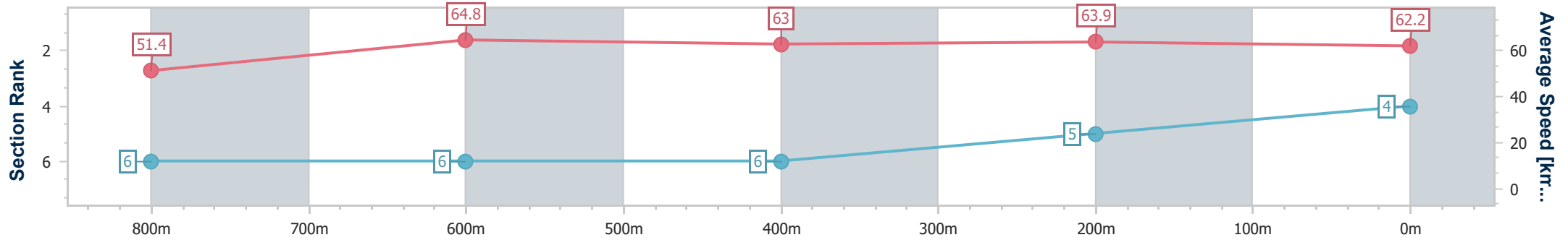
Toowoomba QLD Professional
 Race 6: EMPIRE OF JAPAN QTIS Three-Year-Old BENCHMARK
 60 Handicap - 1000m



09 November 2024 - 21:06

Track Rating: Good 3, Weather: Fine, Rail Position: True

Section	Overall	800m	600m	400m	200m
Section Times	0:59.77 [4] (0:14.18)	0:45.59 [6] (0:11.25)	0:34.34 [6] (0:11.57)	0:22.77 [6] (0:11.24)	0:11.53 [5] (0:11.53)
Average Speed [km/h]	51.4	64.8	63.0	63.9	62.2
Top Speed [km/h]	64.8	65.2	65.4	64.7	64.8
Avg. Dist. to Rail [m]	8.4	2.7	2.2	0.8	2.6
Avg. Stride Freq. [Hz]	2.4	2.5	2.5	2.5	2.5
Avg. Stride Length [m]	5.9	7.2	7.1	7.0	7.0



- [] Ranking at each section and finish
- .-.- No data available at this section
- NA No data available



Horse/Jockey Name	Sunshinyday
Final Rank	5
Fastest Section Time (Section)	0:11.28 (800m)
Top Speed [km/h] (Section)	66.1 (600m)
Race State	Finished



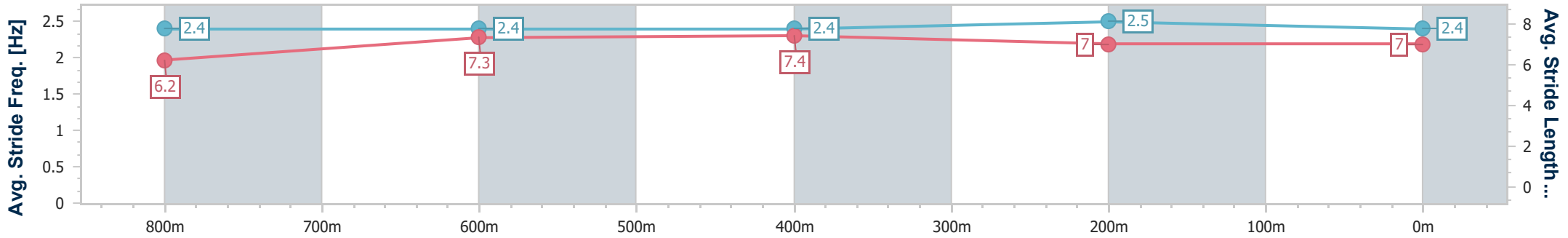
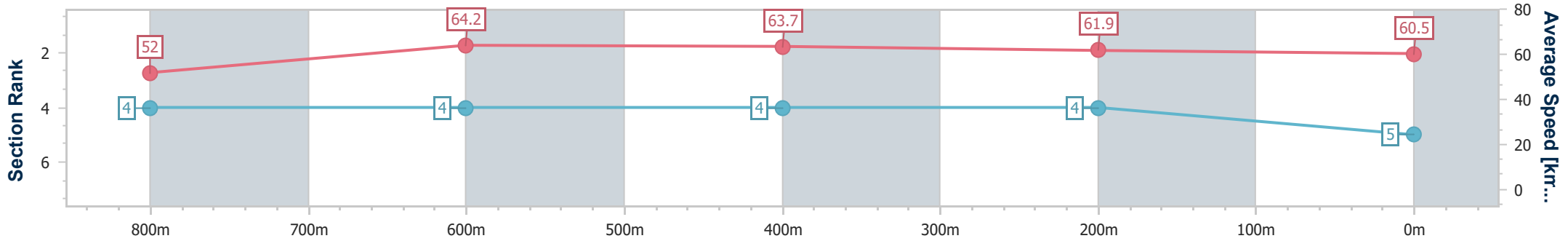
Toowoomba QLD Professional
 Race 6: EMPIRE OF JAPAN QTIS Three-Year-Old BENCHMARK
 60 Handicap - 1000m



09 November 2024 - 21:06

Track Rating: Good 3, Weather: Fine, Rail Position: True

Section	Overall	800m	600m	400m	200m
Section Times	1:00.10 [5] (0:13.98)	0:46.12 [4] (0:11.28)	0:34.84 [4] (0:11.29)	0:23.55 [4] (0:11.66)	0:11.89 [4] (0:11.89)
Average Speed [km/h]	52.0	64.2	63.7	61.9	60.5
Top Speed [km/h]	65.1	65.6	66.1	63.3	62.7
Avg. Dist. to Rail [m]	6.1	1.2	0.5	1.3	0.5
Avg. Stride Freq. [Hz]	2.4	2.4	2.4	2.5	2.4
Avg. Stride Length [m]	6.2	7.3	7.4	7.0	7.0



- [] Ranking at each section and finish
- .-.- No data available at this section
- NA No data available



Horse/Jockey Name	Acedrod
Final Rank	6
Fastest Section Time (Section)	0:11.19 (800m)
Top Speed [km/h] (Section)	65.2 (800m)
Race State	Finished



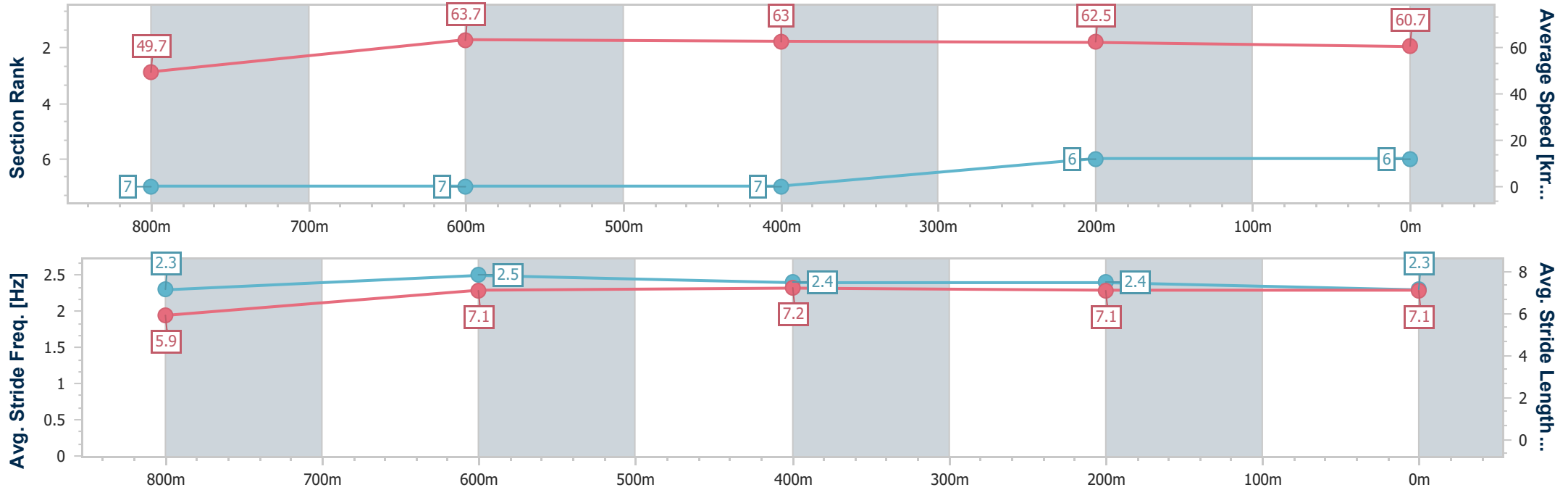
Toowoomba QLD Professional
 Race 6: EMPIRE OF JAPAN QTIS Three-Year-Old BENCHMARK
 60 Handicap - 1000m



09 November 2024 - 21:06

Track Rating: Good 3, Weather: Fine, Rail Position: True

Section	Overall	800m	600m	400m	200m
Section Times	1:00.58 [6] (0:14.57)	0:46.01 [7] (0:11.19)	0:34.82 [7] (0:11.40)	0:23.42 [7] (0:11.60)	0:11.82 [6] (0:11.82)
Average Speed [km/h]	49.7	63.7	63.0	62.5	60.7
Top Speed [km/h]	64.4	65.2	64.2	62.9	61.5
Avg. Dist. to Rail [m]	6.9	2.6	0.5	0.9	3.0
Avg. Stride Freq. [Hz]	2.3	2.5	2.4	2.4	2.3
Avg. Stride Length [m]	5.9	7.1	7.2	7.1	7.1



- [] Ranking at each section and finish
- .-.- No data available at this section
- NA No data available



Horse/Jockey Name	Foolsay
Final Rank	7
Fastest Section Time (Section)	0:11.19 (800m)
Top Speed [km/h] (Section)	66.2 (800m)
Race State	Finished



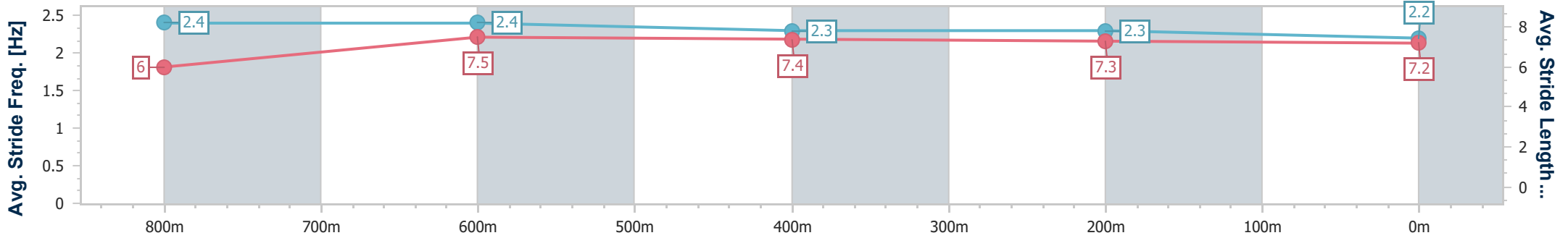
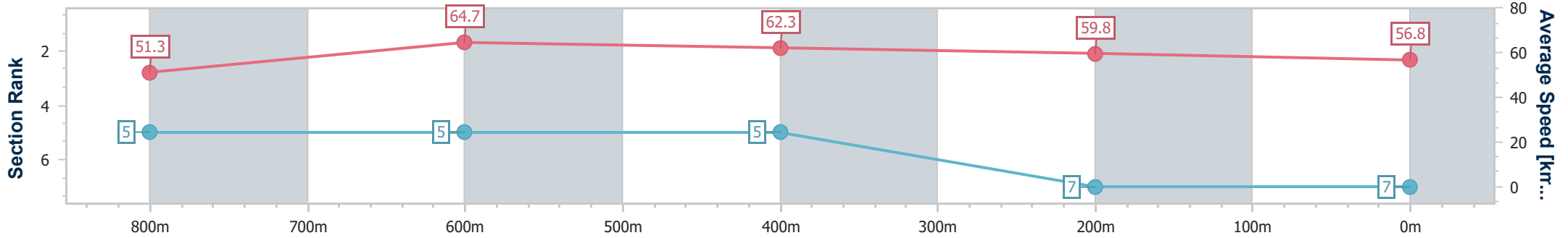
Toowoomba QLD Professional
 Race 6: EMPIRE OF JAPAN QTIS Three-Year-Old BENCHMARK
 60 Handicap - 1000m



09 November 2024 - 21:06

Track Rating: Good 3, Weather: Fine, Rail Position: True

Section	Overall	800m	600m	400m	200m
Section Times	1:01.76 [7] (0:14.17)	0:47.59 [5] (0:11.19)	0:36.40 [5] (0:11.60)	0:24.80 [5] (0:12.10)	0:12.70 [7] (0:12.70)
Average Speed [km/h]	51.3	64.7	62.3	59.8	56.8
Top Speed [km/h]	66.0	66.2	64.5	60.9	58.7
Avg. Dist. to Rail [m]	7.6	0.8	1.3	2.2	3.0
Avg. Stride Freq. [Hz]	2.4	2.4	2.3	2.3	2.2
Avg. Stride Length [m]	6.0	7.5	7.4	7.3	7.2



- [] Ranking at each section and finish
- .-.- No data available at this section
- NA No data available



Toowoomba QLD Professional

Race 7: GLENNIE EQUESTRIAN TEAM BENCHMARK 60 Handicap - 1890m

09 November 2024 - 21:43



Track Rating: Good 3, Weather: Fine, Rail Position: True

Section	Overall	1600m	1400m	1200m	1000m	800m	600m	Last 600m						
Field Times	2:02.82 (0:21.59)	1:41.23 (0:12.00)	1:29.23 (0:13.15)	1:16.08 (0:13.54)	1:02.54 (0:13.50)	0:49.04 (0:12.35)	0:36.69 (0:12.04)	0:36.69						
Rank	TAB	Horse/Jockey	Barrier	Top Speed [km/h]	Fastest Section								Distance Travelled [m]	
1	5	TRAUTMAN Nozi Tomizawa	5	63.5 800m	0:11.89 800m	2:02.82 [1] (0:22.52)	1:40.30 [6] (0:12.30)	1:28.00 [6] (0:12.90)	1:15.10 [6] (0:13.62)	1:01.48 [6] (0:13.44)	0:48.04 [6] (0:11.89)	0:36.15 [4] (0:11.98)	0:36.15	
2	3	ONOMATOPOEIA Olivia Kendal	6	63.7 Overall	0:11.93 600m	2:02.89 [2] (0:21.85)	1:41.04 [2] (0:12.14)	1:28.90 [2] (0:13.00)	1:15.90 [2] (0:13.48)	1:02.42 [2] (0:13.37)	0:49.05 [2] (0:12.40)	0:36.65 [2] (0:11.93)	0:36.65	+2
3	6	GOING TO THE SUN Nathan Thomas	7	63.2 800m	0:11.83 600m	2:03.07 [3] (0:22.84)	1:40.23 [7] (0:12.32)	1:27.91 [7] (0:12.88)	1:15.03 [7] (0:13.52)	1:01.51 [7] (0:13.43)	0:48.08 [7] (0:12.01)	0:36.07 [7] (0:11.83)	0:36.07	-4
4	1	SHADYVALE STORM Madeleine Wishart	1	62.7 Overall	0:12.00 1600m	2:03.13 [4] (0:21.59)	1:41.54 [1] (0:12.00)	1:29.54 [1] (0:13.15)	1:16.39 [1] (0:13.54)	1:02.85 [1] (0:13.50)	0:49.35 [1] (0:12.35)	0:37.00 [1] (0:12.06)	0:37.00	-19
5	2	CONQUISTADORES Les Tilley	2	61.6 Overall	0:12.04 600m	2:03.37 [5] (0:22.05)	1:41.32 [4] (0:12.17)	1:29.15 [3] (0:12.93)	1:16.22 [3] (0:13.56)	1:02.66 [3] (0:13.49)	0:49.17 [3] (0:12.42)	0:36.75 [3] (0:12.04)	0:36.75	-12
6	7	STAR CHANCE Luke Tarrant	3	62.2 Overall	0:12.18 400m	2:03.79 [6] (0:21.99)	1:41.80 [3] (0:12.26)	1:29.54 [4] (0:13.04)	1:16.50 [4] (0:13.55)	1:02.95 [4] (0:13.56)	0:49.39 [4] (0:12.37)	0:37.02 [5] (0:12.21)	0:37.02	-3
7	4	PICADOR Jake Molloy	4	61.5 800m	0:12.14 600m	2:04.70 [7] (0:22.23)	1:42.47 [5] (0:12.22)	1:30.25 [5] (0:12.97)	1:17.28 [5] (0:13.59)	1:03.69 [5] (0:13.61)	0:50.08 [5] (0:12.25)	0:37.83 [6] (0:12.14)	0:37.83	-5

[] Ranking at each section and finish
 -:-:- No data available at this section
 NA No data available

SCN Saddle cloth number
 DNF Did not finish
 DNT Did not track



Toowoomba QLD Professional

Race 7: GLENNIE EQUESTRIAN TEAM BENCHMARK 60 Handicap - 1890m

09 November 2024 - 21:43



Track Rating: Good 3, Weather: Fine, Rail Position: True

Section			400m	200m			Last 600m			
Field Times			0:24.65 (0:12.09)	0:12.56 (0:12.56)			0:36.69			
Rank	TAB	Horse/Jockey	Barrier	Top Speed [km/h]	Fastest Section		Margin		Distance Travelled [m]	
1	5	TRAUTMAN Nozi Tomizawa	5	63.5 800m	0:11.89 800m	0:24.17 [3] (0:12.03)	0:12.14 [3] (0:12.14)	2:02.82	0:36.15	
2	3	ONOMATOPOEIA Olivia Kendal	6	63.7 Overall	0:11.93 600m	0:24.72 [1] (0:12.09)	0:12.63 [1] (0:12.63)	0.3L	0:36.65	+2
3	6	GOING TO THE SUN Nathan Thomas	7	63.2 800m	0:11.83 600m	0:24.24 [5] (0:11.98)	0:12.26 [5] (0:12.26)	1.3L	0:36.07	-4
4	1	SHADYVALE STORM Madeleine Wishart	1	62.7 Overall	0:12.00 1600m	0:24.94 [2] (0:12.35)	0:12.59 [2] (0:12.59)	1.5L	0:37.00	-19
5	2	CONQUISTADORES Les Tilley	2	61.6 Overall	0:12.04 600m	0:24.71 [4] (0:12.11)	0:12.60 [4] (0:12.60)	2.8L	0:36.75	-12
6	7	STAR CHANCE Luke Tarrant	3	62.2 Overall	0:12.18 400m	0:24.81 [6] (0:12.18)	0:12.63 [6] (0:12.63)	5.1L	0:37.02	-3
7	4	PICADOR Jake Molloy	4	61.5 800m	0:12.14 600m	0:25.69 [7] (0:12.37)	0:13.32 [7] (0:13.32)	10.4L	0:37.83	-5



Horse/Jockey Name	Trautman
Final Rank	1
Fastest Section Time (Section)	0:11.89 (800m)
Top Speed [km/h] (Section)	63.5 (800m)
Race State	Finished



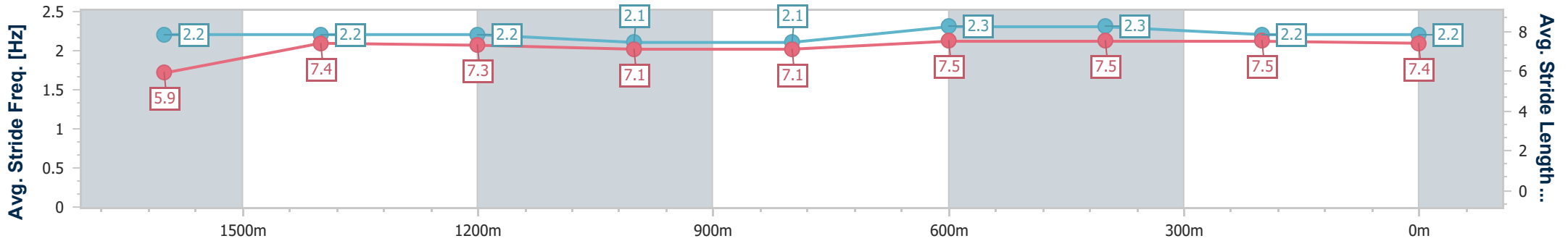
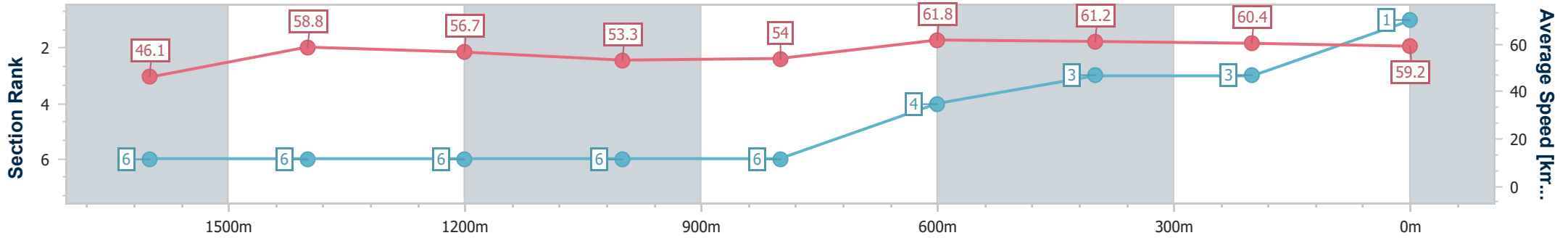
Toowoomba QLD Professional
Race 7: GLENNIE EQUESTRIAN TEAM BENCHMARK 60
Handicap - 1890m



09 November 2024 - 21:43

Track Rating: Good 3, Weather: Fine, Rail Position: True

Section	Overall	1600m	1400m	1200m	1000m	800m	600m	400m	200m
Section Times	2:02.82 [1] (0:22.52)	1:40.30 [6] (0:12.30)	1:28.00 [6] (0:12.90)	1:15.10 [6] (0:13.62)	1:01.48 [6] (0:13.44)	0:48.04 [6] (0:11.89)	0:36.15 [4] (0:11.98)	0:24.17 [3] (0:12.03)	0:12.14 [3] (0:12.14)
Average Speed [km/h]	46.1	58.8	56.7	53.3	54.0	61.8	61.2	60.4	59.2
Top Speed [km/h]	60.2	59.9	57.8	55.3	58.7	63.5	63.2	61.4	60.7
Avg. Dist. to Rail [m]	5.4	1.7	2.8	3.9	3.6	5.0	3.2	3.8	3.6
Avg. Stride Freq. [Hz]	2.2	2.2	2.2	2.1	2.1	2.3	2.3	2.2	2.2
Avg. Stride Length [m]	5.9	7.4	7.3	7.1	7.1	7.5	7.5	7.5	7.4



- [] Ranking at each section and finish
- .-.- No data available at this section
- NA No data available



Horse/Jockey Name	Onomatopoeia
Final Rank	2
Fastest Section Time (Section)	0:11.93 (600m)
Top Speed [km/h] (Section)	63.7 (Overall)
Race State	Finished



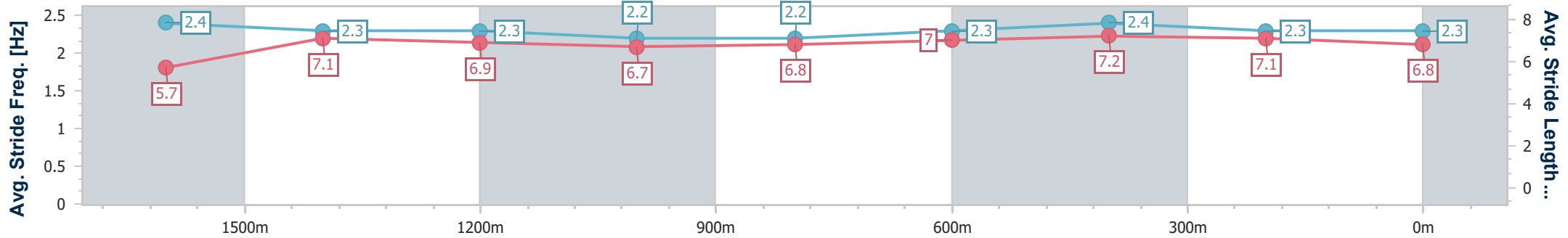
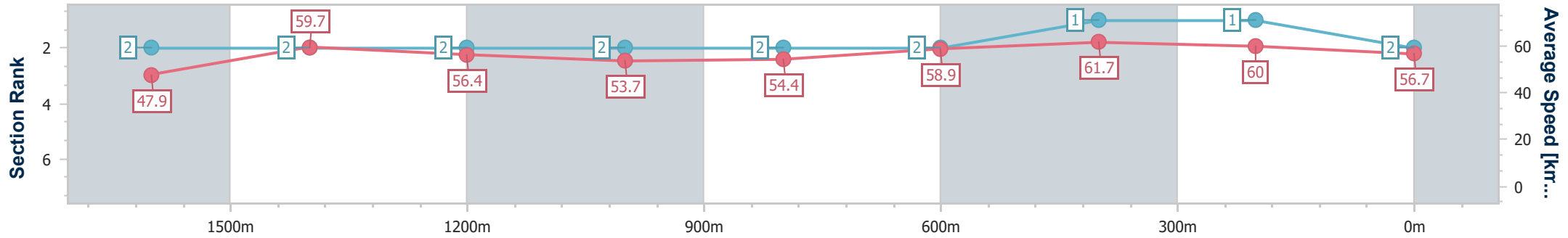
Toowoomba QLD Professional
Race 7: GLENNIE EQUESTRIAN TEAM BENCHMARK 60
Handicap - 1890m



09 November 2024 - 21:43

Track Rating: Good 3, Weather: Fine, Rail Position: True

Section	Overall	1600m	1400m	1200m	1000m	800m	600m	400m	200m			
Section Times	2:02.89 [2] (0:21.85)	1:41.04 [2] (0:12.14)	1:28.90 [2] (0:13.00)	1:15.90 [2] (0:13.48)	1:02.42 [2] (0:13.37)	0:49.05 [2] (0:12.40)	0:36.65 [2] (0:11.93)	0:24.72 [1] (0:12.09)	0:12.63 [1] (0:12.63)			
Average Speed [km/h]	47.9	59.7	56.4	53.7	54.4	58.9	61.7	60.0	56.7			
Top Speed [km/h]	63.7	60.9	58.6	54.6	56.8	61.3	62.7	60.8	58.8			
Avg. Dist. to Rail [m]	6.3	2.4	3.3	3.4	2.5	4.6	4.3	1.7	0.5			
Avg. Stride Freq. [Hz]	2.4	2.3	2.3	2.2	2.2	2.3	2.4	2.3	2.3			
Avg. Stride Length [m]	5.7	7.1	6.9	6.7	6.8	7.0	7.2	7.1	6.8			



- [] Ranking at each section and finish
- .-.- No data available at this section
- NA No data available



Horse/Jockey Name	Going To The Sun
Final Rank	3
Fastest Section Time (Section)	0:11.83 (600m)
Top Speed [km/h] (Section)	63.2 (800m)
Race State	Finished



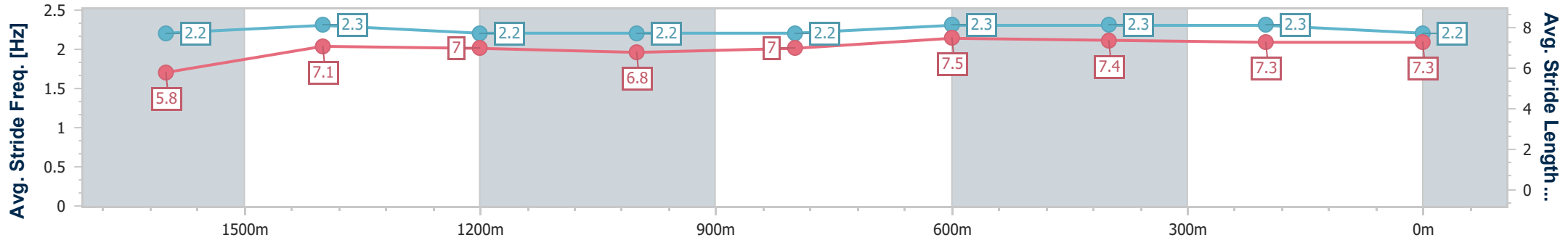
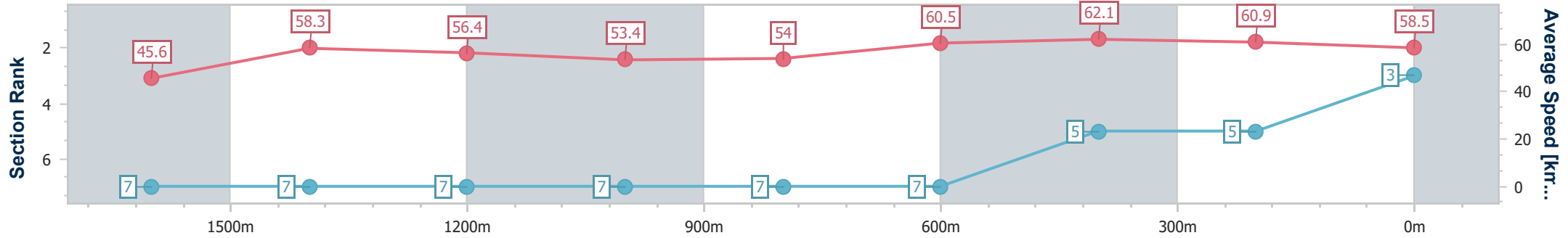
Toowoomba QLD Professional
 Race 7: GLENNIE EQUESTRIAN TEAM BENCHMARK 60
 Handicap - 1890m



09 November 2024 - 21:43

Track Rating: Good 3, Weather: Fine, Rail Position: True

Section	Overall	1600m	1400m	1200m	1000m	800m	600m	400m	200m
Section Times	2:03.07 [3] (0:22.84)	1:40.23 [7] (0:12.32)	1:27.91 [7] (0:12.88)	1:15.03 [7] (0:13.52)	1:01.51 [7] (0:13.43)	0:48.08 [7] (0:12.01)	0:36.07 [7] (0:11.83)	0:24.24 [5] (0:11.98)	0:12.26 [5] (0:12.26)
Average Speed [km/h]	45.6	58.3	56.4	53.4	54.0	60.5	62.1	60.9	58.5
Top Speed [km/h]	61.3	60.1	60.2	56.3	56.7	63.2	63.0	61.6	59.9
Avg. Dist. to Rail [m]	5.9	0.3	1.5	2.5	2.5	3.0	3.6	3.6	3.9
Avg. Stride Freq. [Hz]	2.2	2.3	2.2	2.2	2.2	2.3	2.3	2.3	2.2
Avg. Stride Length [m]	5.8	7.1	7.0	6.8	7.0	7.5	7.4	7.3	7.3



- [] Ranking at each section and finish
- .-.- No data available at this section
- NA No data available



Horse/Jockey Name	Shadyvale Storm
Final Rank	4
Fastest Section Time (Section)	0:12.00 (1600m)
Top Speed [km/h] (Section)	62.7 (Overall)
Race State	Finished



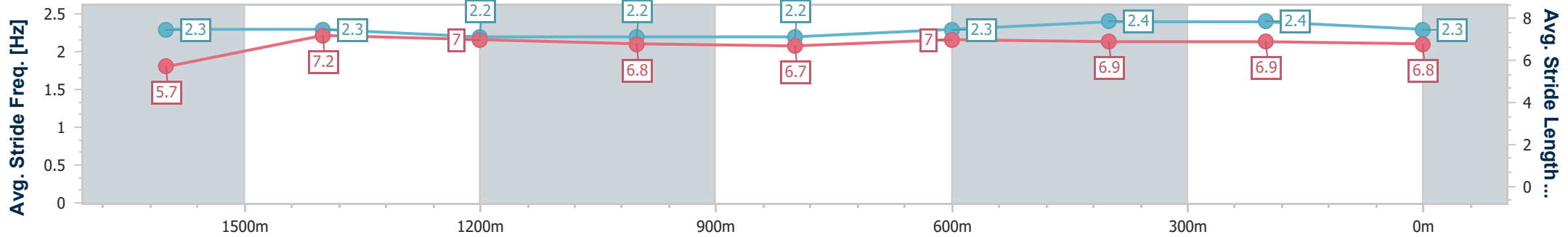
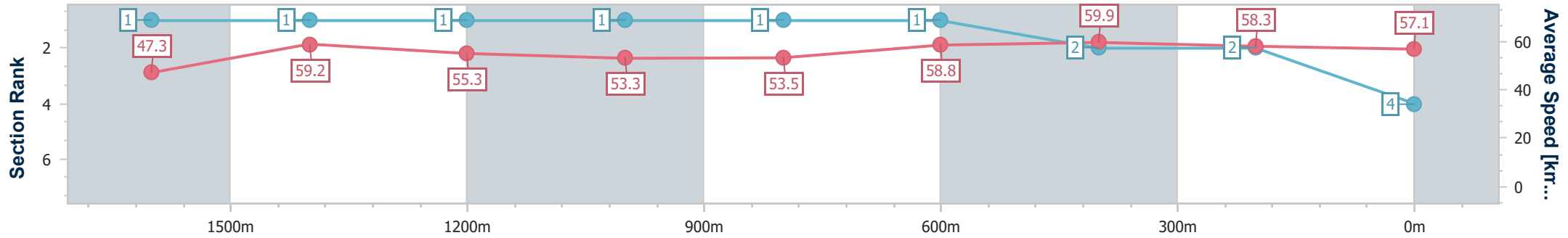
Toowoomba QLD Professional
 Race 7: GLENNIE EQUESTRIAN TEAM BENCHMARK 60
 Handicap - 1890m



09 November 2024 - 21:43

Track Rating: Good 3, Weather: Fine, Rail Position: True

Section	Overall	1600m	1400m	1200m	1000m	800m	600m	400m	200m
Section Times	2:03.13 [4] (0:21.59)	1:41.54 [1] (0:12.00)	1:29.54 [1] (0:13.15)	1:16.39 [1] (0:13.54)	1:02.85 [1] (0:13.50)	0:49.35 [1] (0:12.35)	0:37.00 [1] (0:12.06)	0:24.94 [2] (0:12.35)	0:12.59 [2] (0:12.59)
Average Speed [km/h]	47.3	59.2	55.3	53.3	53.5	58.8	59.9	58.3	57.1
Top Speed [km/h]	62.7	60.6	58.7	53.9	56.0	61.1	61.1	59.1	58.9
Avg. Dist. to Rail [m]	10.0	2.2	1.5	2.2	1.5	1.7	1.0	0.4	0.8
Avg. Stride Freq. [Hz]	2.3	2.3	2.2	2.2	2.2	2.3	2.4	2.4	2.3
Avg. Stride Length [m]	5.7	7.2	7.0	6.8	6.7	7.0	6.9	6.9	6.8



- [] Ranking at each section and finish
- .-.- No data available at this section
- NA No data available



Horse/Jockey Name	Conquistadores
Final Rank	5
Fastest Section Time (Section)	0:12.04 (600m)
Top Speed [km/h] (Section)	61.6 (Overall)
Race State	Finished



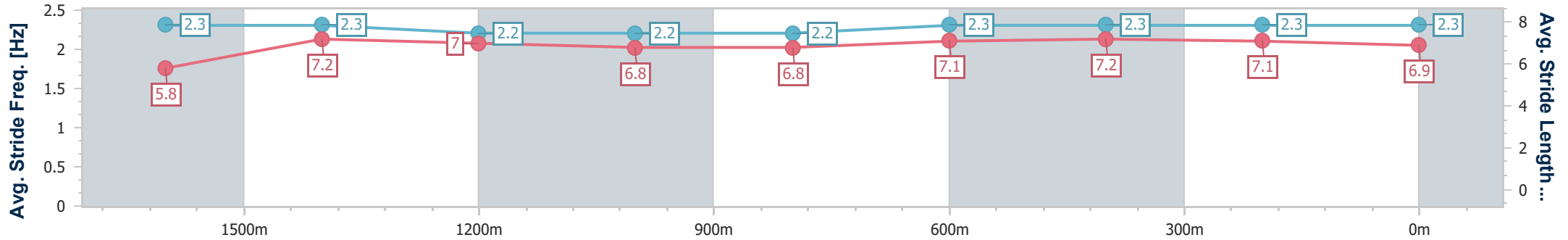
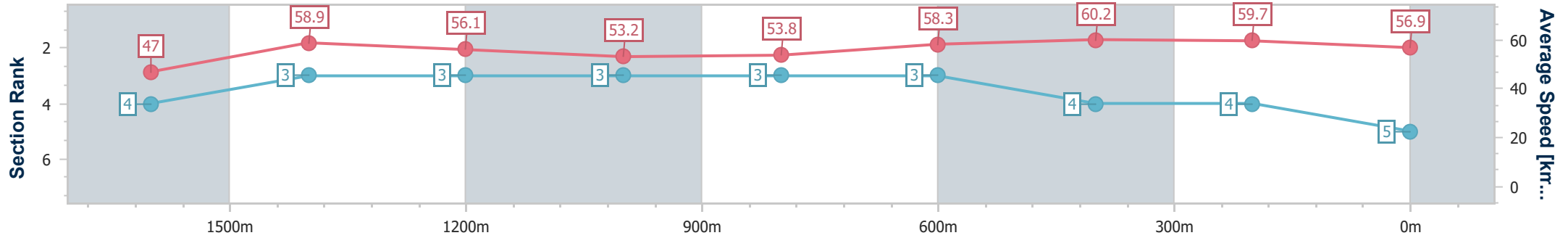
Toowoomba QLD Professional
Race 7: GLENNIE EQUESTRIAN TEAM BENCHMARK 60
Handicap - 1890m



09 November 2024 - 21:43

Track Rating: Good 3, Weather: Fine, Rail Position: True

Section	Overall	1600m	1400m	1200m	1000m	800m	600m	400m	200m
Section Times	2:03.37 [5] (0:22.05)	1:41.32 [4] (0:12.17)	1:29.15 [3] (0:12.93)	1:16.22 [3] (0:13.56)	1:02.66 [3] (0:13.49)	0:49.17 [3] (0:12.42)	0:36.75 [3] (0:12.04)	0:24.71 [4] (0:12.11)	0:12.60 [4] (0:12.60)
Average Speed [km/h]	47.0	58.9	56.1	53.2	53.8	58.3	60.2	59.7	56.9
Top Speed [km/h]	61.6	61.0	58.7	54.7	56.2	60.5	60.9	60.5	60.0
Avg. Dist. to Rail [m]	5.8	0.8	1.3	2.0	1.9	2.1	1.1	1.7	0.8
Avg. Stride Freq. [Hz]	2.3	2.3	2.2	2.2	2.2	2.3	2.3	2.3	2.3
Avg. Stride Length [m]	5.8	7.2	7.0	6.8	6.8	7.1	7.2	7.1	6.9



- [] Ranking at each section and finish
- .-.- No data available at this section
- NA No data available



Horse/Jockey Name	Star Chance
Final Rank	6
Fastest Section Time (Section)	0:12.18 (400m)
Top Speed [km/h] (Section)	62.2 (Overall)
Race State	Finished



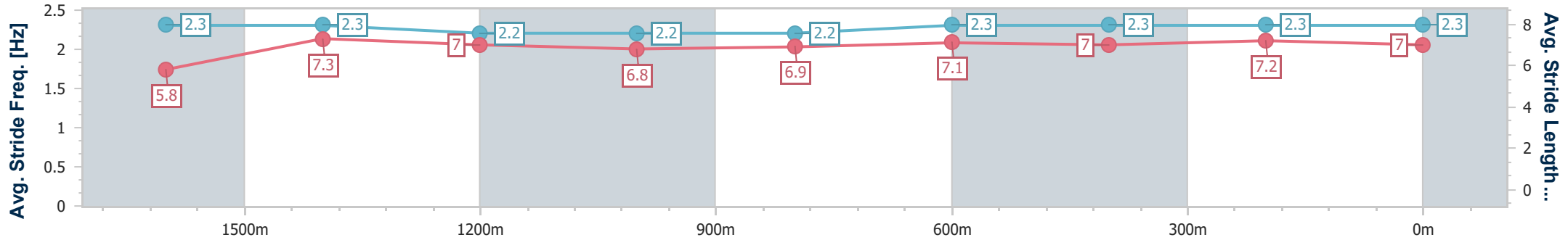
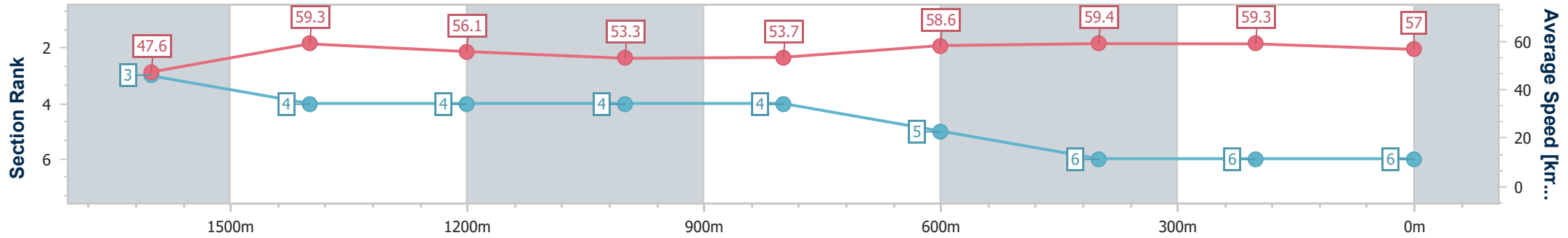
Toowoomba QLD Professional
Race 7: GLENNIE EQUESTRIAN TEAM BENCHMARK 60
Handicap - 1890m



09 November 2024 - 21:43

Track Rating: Good 3, Weather: Fine, Rail Position: True

Section	Overall	1600m	1400m	1200m	1000m	800m	600m	400m	200m				
Section Times	2:03.79 [6] (0:21.99)	1:41.80 [3] (0:12.26)	1:29.54 [4] (0:13.04)	1:16.50 [4] (0:13.55)	1:02.95 [4] (0:13.56)	0:49.39 [4] (0:12.37)	0:37.02 [5] (0:12.21)	0:24.81 [6] (0:12.18)	0:12.63 [6] (0:12.63)				
Average Speed [km/h]	47.6	59.3	56.1	53.3	53.7	58.6	59.4	59.3	57.0				
Top Speed [km/h]	62.2	61.2	58.8	54.7	55.6	61.5	60.6	59.9	59.2				
Avg. Dist. to Rail [m]	4.9	2.8	3.0	2.8	3.0	2.3	1.6	1.3	2.4				
Avg. Stride Freq. [Hz]	2.3	2.3	2.2	2.2	2.2	2.3	2.3	2.3	2.3				
Avg. Stride Length [m]	5.8	7.3	7.0	6.8	6.9	7.1	7.0	7.2	7.0				



- [] Ranking at each section and finish
- .-.- No data available at this section
- NA No data available



Horse/Jockey Name	Picador
Final Rank	7
Fastest Section Time (Section)	0:12.14 (600m)
Top Speed [km/h] (Section)	61.5 (800m)
Race State	Finished



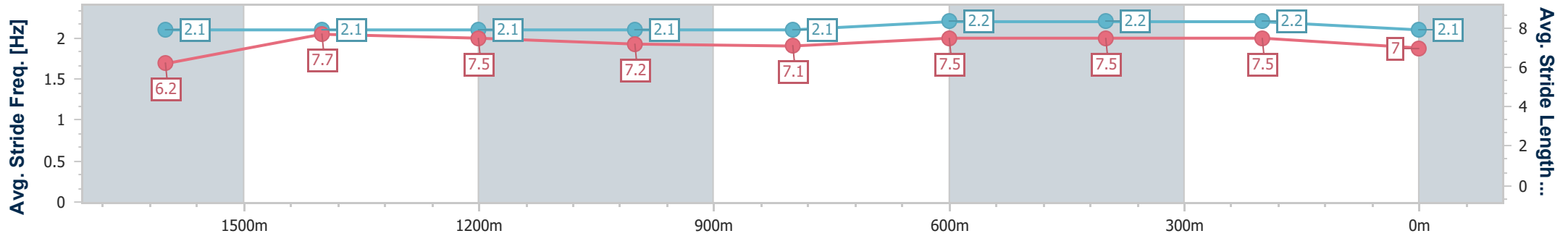
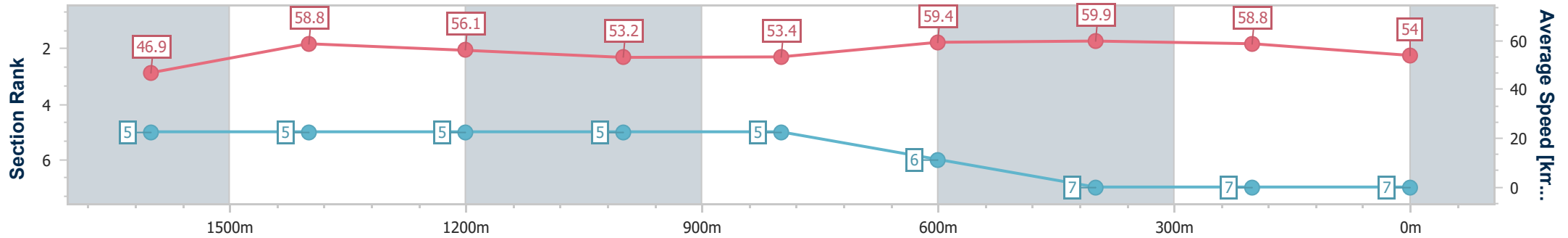
Toowoomba QLD Professional
Race 7: GLENNIE EQUESTRIAN TEAM BENCHMARK 60
Handicap - 1890m



09 November 2024 - 21:43

Track Rating: Good 3, Weather: Fine, Rail Position: True

Section	Overall	1600m	1400m	1200m	1000m	800m	600m	400m	200m			
Section Times	2:04.70 [7] (0:22.23)	1:42.47 [5] (0:12.22)	1:30.25 [5] (0:12.97)	1:17.28 [5] (0:13.59)	1:03.69 [5] (0:13.61)	0:50.08 [5] (0:12.25)	0:37.83 [6] (0:12.14)	0:25.69 [7] (0:12.37)	0:13.32 [7] (0:13.32)			
Average Speed [km/h]	46.9	58.8	56.1	53.2	53.4	59.4	59.9	58.8	54.0			
Top Speed [km/h]	60.8	60.7	58.8	54.3	55.5	61.5	60.9	60.0	57.4			
Avg. Dist. to Rail [m]	4.9	0.4	1.9	3.6	3.1	3.2	1.9	2.6	3.2			
Avg. Stride Freq. [Hz]	2.1	2.1	2.1	2.1	2.1	2.2	2.2	2.2	2.1			
Avg. Stride Length [m]	6.2	7.7	7.5	7.2	7.1	7.5	7.5	7.5	7.0			



- [] Ranking at each section and finish
- .-.- No data available at this section
- NA No data available