



Doomben QLD Professional

Race 10: LADBROKES BET TICKER BENCHMARK 78 Handicap - 1200m

09 November 2024 - 17:49



BRISBANE
RACING CLUB

Track Rating: Good 4, Weather: Fine, Rail Position: +2.5m Entire

Section		Overall	1000m	800m	600m	400m	200m	Last 600m					
Field Times		1:09.37 (0:13.44)	0:55.93 (0:11.07)	0:44.86 (0:11.22)	0:33.64 (0:11.15)	0:22.49 (0:10.86)	0:11.63 (0:11.63)	0:33.64					
Rank	TAB Horse/Jockey	Barrier	Top Speed [km/h]	Fastest Section	Margin							Distance Travelled [m]	
1	7 HELL Emily Lang	12	68.3 400m	0:10.86 400m	1:09.37 [1] (0:13.44)	0:55.93 [1] (0:11.07)	0:44.86 [1] (0:11.22)	0:33.64 [1] (0:11.15)	0:22.49 [1] (0:10.86)	0:11.63 [1] (0:11.63)	1:09.37	0:33.64	
2	9 WEIGALL TIGER Adin Thompson	16	67.2 400m	0:10.92 400m	1:09.73 [2] (0:13.53)	0:56.20 [2] (0:11.08)	0:45.12 [2] (0:11.23)	0:33.89 [2] (0:11.13)	0:22.76 [2] (0:10.92)	0:11.84 [2] (0:11.84)	2.12L	0:33.89	+5
3	16 OCEANS OF ENERGY Andrew Mallyon	1	67.2 400m	0:10.81 400m	1:09.98 [3] (0:13.73)	0:56.25 [6] (0:11.22)	0:45.03 [5] (0:11.31)	0:33.72 [5] (0:11.07)	0:22.65 [5] (0:10.81)	0:11.84 [3] (0:11.84)	3.62L	0:33.72	+3
4	14 BAD EDUCATION Nikita Beriman	2	67.6 400m	0:10.90 400m	1:10.14 [4] (0:13.68)	0:56.46 [5] (0:11.31)	0:45.15 [6] (0:11.30)	0:33.85 [6] (0:11.09)	0:22.76 [6] (0:10.90)	0:11.86 [5] (0:11.86)	4.57L	0:33.85	+7
5	3 XPRESSO Ryan Maloney	4	66.6 Overall	0:11.10 400m	1:10.18 [5] (0:13.55)	0:56.63 [3] (0:11.15)	0:45.48 [4] (0:11.17)	0:34.31 [3] (0:11.25)	0:23.06 [3] (0:11.10)	0:11.96 [4] (0:11.96)	4.8L	0:34.31	+5
6	12 THE INFLECTOR Cejay Graham	8	67.6 400m	0:10.91 400m	1:10.30 [6] (0:13.98)	0:56.32 [8] (0:11.40)	0:44.92 [8] (0:11.22)	0:33.70 [7] (0:11.07)	0:22.63 [7] (0:10.91)	0:11.72 [7] (0:11.72)	5.46L	0:33.70	+3
7	1 ART BY CONCORDE Cody Collis	3	66.9 400m	0:11.03 400m	1:10.61 [7] (0:13.79)	0:56.82 [7] (0:11.48)	0:45.34 [7] (0:11.33)	0:34.01 [8] (0:11.19)	0:22.82 [8] (0:11.03)	0:11.79 [8] (0:11.79)	7.31L	0:34.01	+8
8	8 MAJESTIC BOOM Kyle Wilson-Taylor	5	67.8 Overall	0:11.04 1000m	1:10.66 [8] (0:13.64)	0:57.02 [4] (0:11.04)	0:45.98 [3] (0:11.48)	0:34.50 [4] (0:11.11)	0:23.39 [4] (0:11.19)	0:12.20 [6] (0:12.20)	7.6L	0:34.50	+10

Scratched: Drialle (#10), Release The Beans (#4), End Assembly (#5), In Evidence (#6), Loves Me Likearock (#2), Groovin' The Moo (#11), Troika (#13), Give Giggles (#15), Bowrider (#17)

[] Ranking at each section and finish
 -:-:- No data available at this section
 NA No data available

SCN Saddle cloth number
 DNF Did not finish
 DNT Did not track



Horse/Jockey Name	Hell
Final Rank	1
Fastest Section Time (Section)	0:10.86 (400m)
Top Speed [km/h] (Section)	68.3 (400m)
Race State	Finished



Doomben QLD Professional
Race 10: LADBROKES BET TICKER BENCHMARK 78 Handicap
 - 1200m

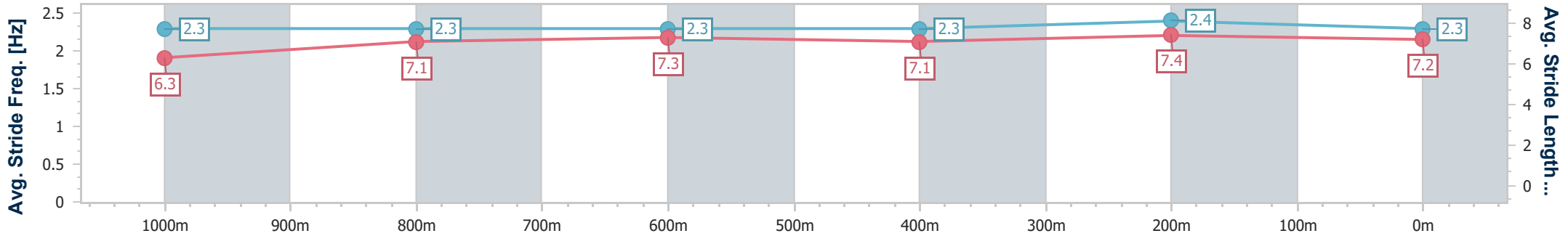
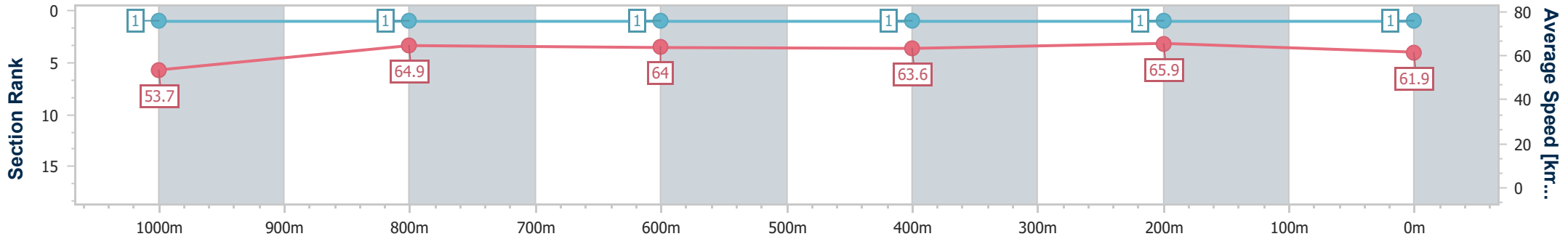


09 November 2024 - 17:49

BRISBANE
RACING CLUB

Track Rating: Good 4, Weather: Fine, Rail Position: +2.5m Entire

Section	Overall	1000m	800m	600m	400m	200m
Section Times	1:09.37 [1] (0:13.44)	0:55.93 [1] (0:11.07)	0:44.86 [1] (0:11.22)	0:33.64 [1] (0:11.15)	0:22.49 [1] (0:10.86)	0:11.63 [1] (0:11.63)
Average Speed [km/h]	53.7	64.9	64.0	63.6	65.9	61.9
Top Speed [km/h]	67.4	67.1	64.4	64.5	68.3	65.5
Avg. Dist. to Rail [m]	4.6	0.2	1.2	2.5	2.5	1.6
Avg. Stride Freq. [Hz]	2.3	2.3	2.3	2.3	2.4	2.3
Avg. Stride Length [m]	6.3	7.1	7.3	7.1	7.4	7.2



- [] Ranking at each section and finish
- .-.- No data available at this section
- NA No data available



Horse/Jockey Name	Weigall Tiger
Final Rank	2
Fastest Section Time (Section)	0:10.92 (400m)
Top Speed [km/h] (Section)	67.2 (400m)
Race State	Finished



Doomben QLD Professional
Race 10: LADBROKES BET TICKER BENCHMARK 78 Handicap
- 1200m

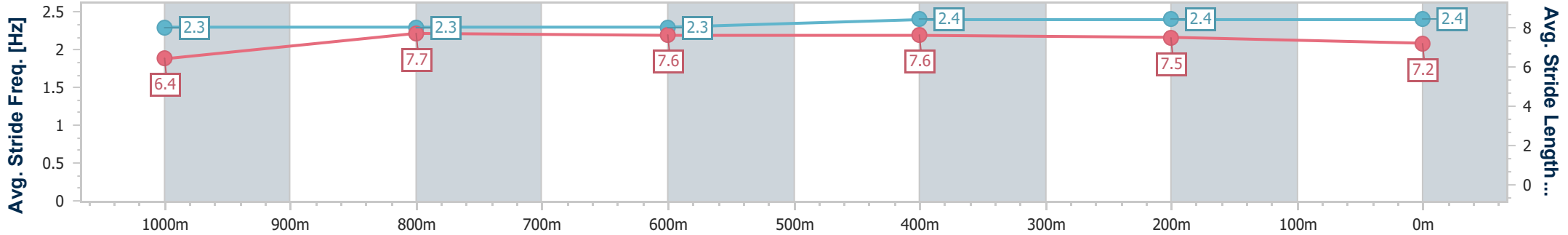
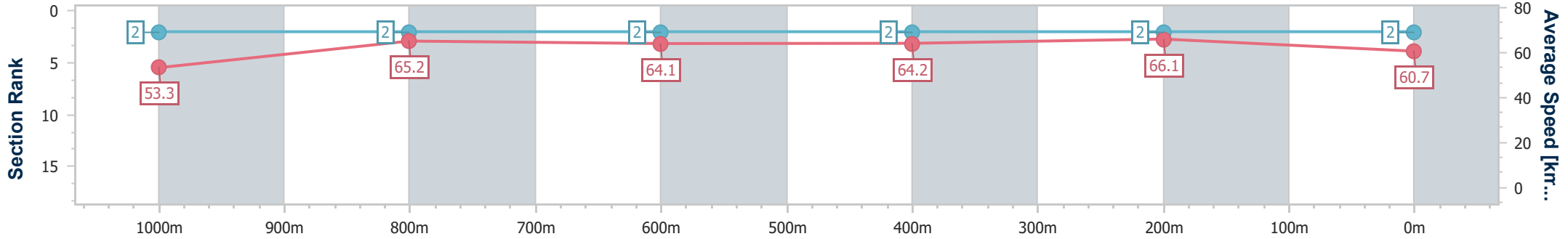


09 November 2024 - 17:49

BRISBANE
RACING CLUB

Track Rating: Good 4, Weather: Fine, Rail Position: +2.5m Entire

Section	Overall	1000m	800m	600m	400m	200m
Section Times	1:09.73 [2] (0:13.53)	0:56.20 [2] (0:11.08)	0:45.12 [2] (0:11.23)	0:33.89 [2] (0:11.13)	0:22.76 [2] (0:10.92)	0:11.84 [2] (0:11.84)
Average Speed [km/h]	53.3	65.2	64.1	64.2	66.1	60.7
Top Speed [km/h]	67.0	66.9	65.0	65.6	67.2	64.2
Avg. Dist. to Rail [m]	5.7	1.4	0.4	0.6	1.2	1.4
Avg. Stride Freq. [Hz]	2.3	2.3	2.3	2.4	2.4	2.4
Avg. Stride Length [m]	6.4	7.7	7.6	7.6	7.5	7.2



- [] Ranking at each section and finish
- .-.- No data available at this section
- NA No data available



Horse/Jockey Name	Oceans Of Energy
Final Rank	3
Fastest Section Time (Section)	0:10.81 (400m)
Top Speed [km/h] (Section)	67.2 (400m)
Race State	Finished



Doomben QLD Professional
Race 10: LADBROKES BET TICKER BENCHMARK 78 Handicap
 - 1200m

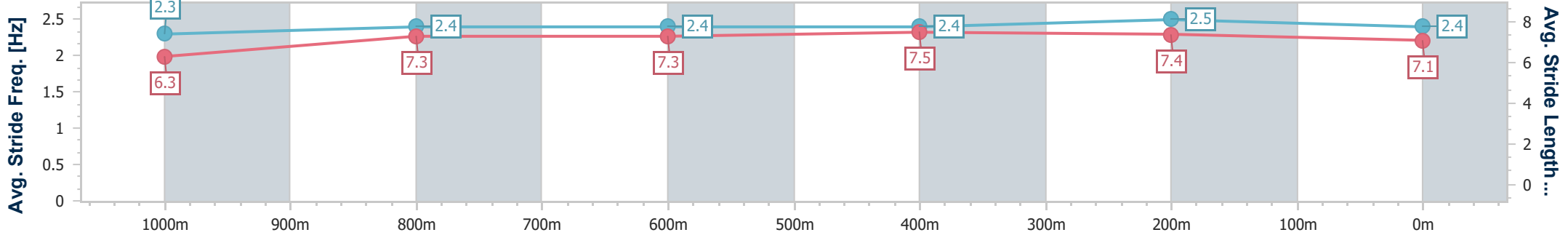
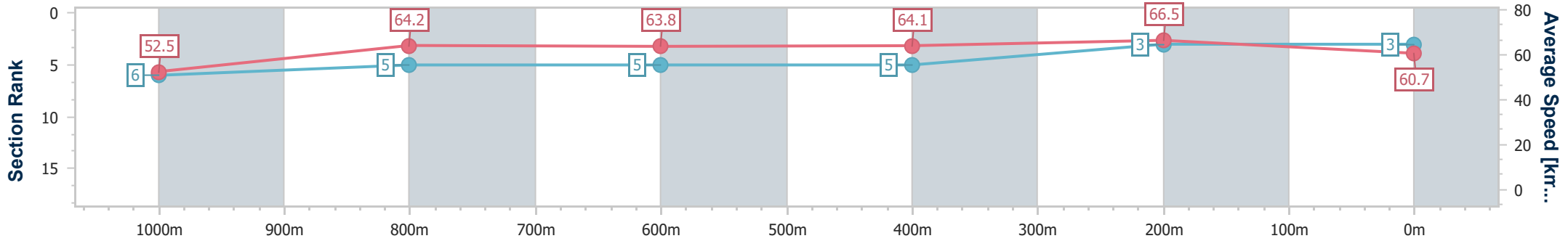


09 November 2024 - 17:49

BRISBANE
RACING CLUB

Track Rating: Good 4, Weather: Fine, Rail Position: +2.5m Entire

Section	Overall	1000m	800m	600m	400m	200m
Section Times	1:09.98 [3] (0:13.73)	0:56.25 [6] (0:11.22)	0:45.03 [5] (0:11.31)	0:33.72 [5] (0:11.07)	0:22.65 [5] (0:10.81)	0:11.84 [3] (0:11.84)
Average Speed [km/h]	52.5	64.2	63.8	64.1	66.5	60.7
Top Speed [km/h]	66.6	66.1	64.5	65.4	67.2	65.3
Avg. Dist. to Rail [m]	0.7	0.2	0.2	1.7	1.7	1.2
Avg. Stride Freq. [Hz]	2.3	2.4	2.4	2.4	2.5	2.4
Avg. Stride Length [m]	6.3	7.3	7.3	7.5	7.4	7.1



- [] Ranking at each section and finish
- .-.- No data available at this section
- NA No data available



Horse/Jockey Name	Bad Education
Final Rank	4
Fastest Section Time (Section)	0:10.90 (400m)
Top Speed [km/h] (Section)	67.6 (400m)
Race State	Finished



Doomben QLD Professional
Race 10: LADBROKES BET TICKER BENCHMARK 78 Handicap
 - 1200m

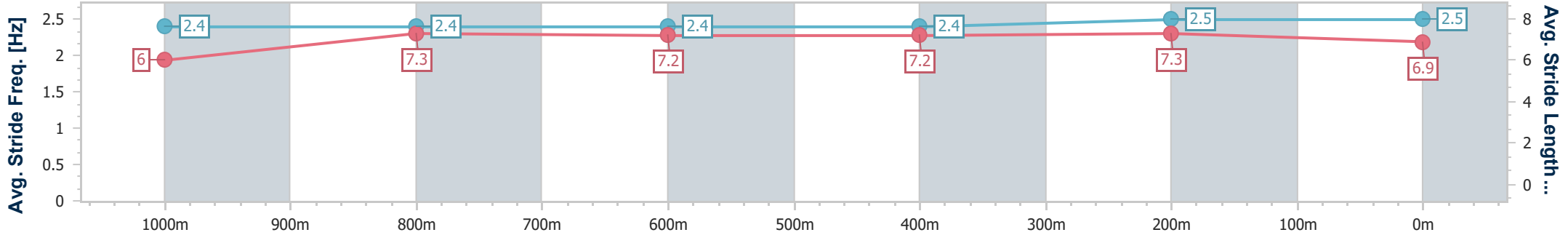
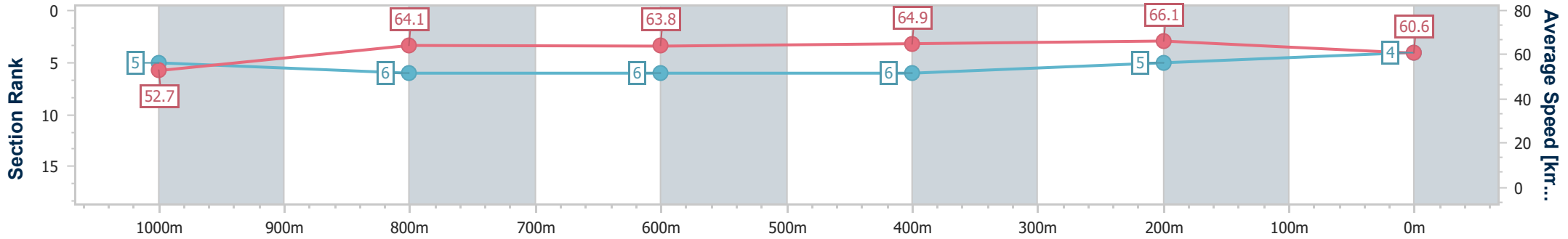


09 November 2024 - 17:49

BRISBANE
RACING CLUB

Track Rating: Good 4, Weather: Fine, Rail Position: +2.5m Entire

Section	Overall	1000m	800m	600m	400m	200m
Section Times	1:10.14 [4] (0:13.68)	0:56.46 [5] (0:11.31)	0:45.15 [6] (0:11.30)	0:33.85 [6] (0:11.09)	0:22.76 [6] (0:10.90)	0:11.86 [5] (0:11.86)
Average Speed [km/h]	52.7	64.1	63.8	64.9	66.1	60.6
Top Speed [km/h]	66.9	65.6	64.9	65.8	67.6	64.8
Avg. Dist. to Rail [m]	1.8	1.4	0.8	0.4	1.2	2.5
Avg. Stride Freq. [Hz]	2.4	2.4	2.4	2.4	2.5	2.5
Avg. Stride Length [m]	6.0	7.3	7.2	7.2	7.3	6.9



- [] Ranking at each section and finish
- .-.- No data available at this section
- NA No data available



Horse/Jockey Name	Xpresso
Final Rank	5
Fastest Section Time (Section)	0:11.10 (400m)
Top Speed [km/h] (Section)	66.6 (Overall)
Race State	Finished



Doomben QLD Professional
Race 10: LADBROKES BET TICKER BENCHMARK 78 Handicap
 - 1200m

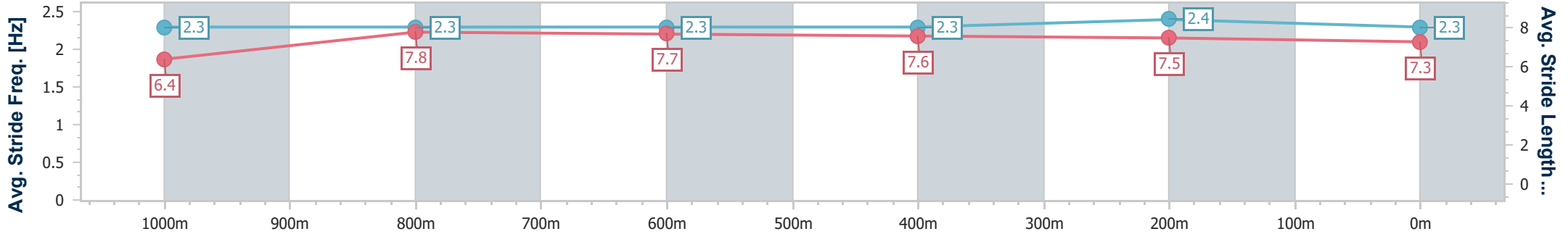
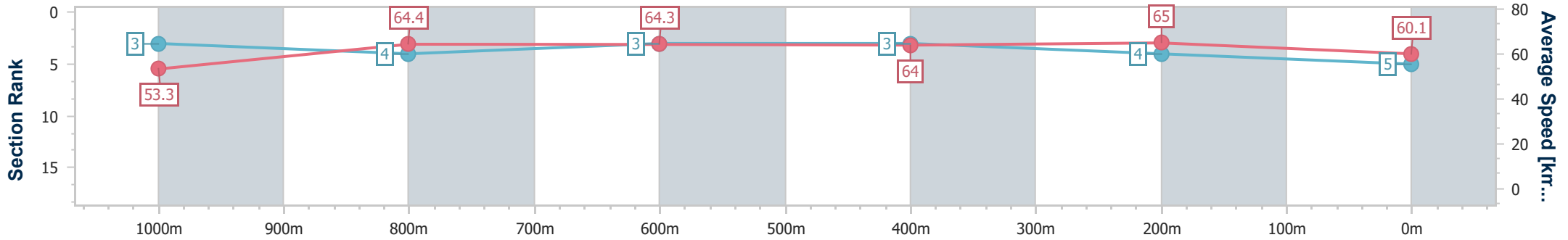


09 November 2024 - 17:49

BRISBANE
RACING CLUB

Track Rating: Good 4, Weather: Fine, Rail Position: +2.5m Entire

Section	Overall	1000m	800m	600m	400m	200m
Section Times	1:10.18 [5] (0:13.55)	0:56.63 [3] (0:11.15)	0:45.48 [4] (0:11.17)	0:34.31 [3] (0:11.25)	0:23.06 [3] (0:11.10)	0:11.96 [4] (0:11.96)
Average Speed [km/h]	53.3	64.4	64.3	64.0	65.0	60.1
Top Speed [km/h]	66.6	66.5	65.4	65.9	66.4	63.8
Avg. Dist. to Rail [m]	3.0	0.3	0.5	0.3	3.5	6.1
Avg. Stride Freq. [Hz]	2.3	2.3	2.3	2.3	2.4	2.3
Avg. Stride Length [m]	6.4	7.8	7.7	7.6	7.5	7.3



- [] Ranking at each section and finish
- .-.- No data available at this section
- NA No data available



Horse/Jockey Name	The Inflictor
Final Rank	6
Fastest Section Time (Section)	0:10.91 (400m)
Top Speed [km/h] (Section)	67.6 (400m)
Race State	Finished



Doomben QLD Professional
Race 10: LADBROKES BET TICKER BENCHMARK 78 Handicap
 - 1200m

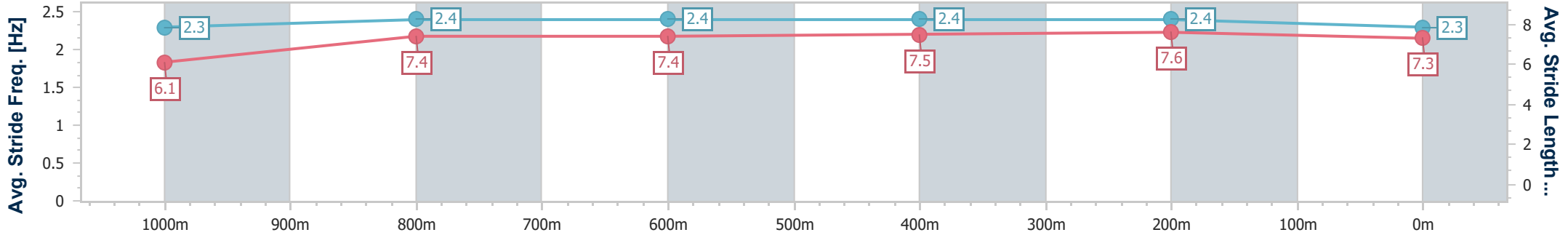
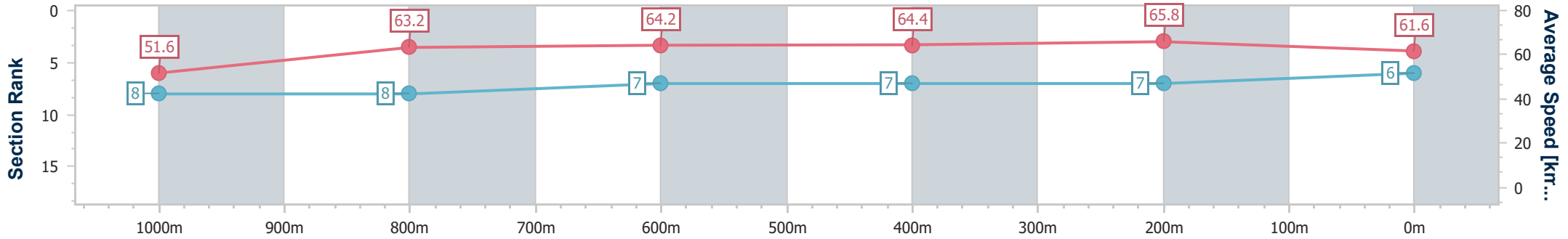


09 November 2024 - 17:49

BRISBANE
RACING CLUB

Track Rating: Good 4, Weather: Fine, Rail Position: +2.5m Entire

Section	Overall	1000m	800m	600m	400m	200m
Section Times	1:10.30 [6] (0:13.98)	0:56.32 [8] (0:11.40)	0:44.92 [8] (0:11.22)	0:33.70 [7] (0:11.07)	0:22.63 [7] (0:10.91)	0:11.72 [7] (0:11.72)
Average Speed [km/h]	51.6	63.2	64.2	64.4	65.8	61.6
Top Speed [km/h]	66.7	66.4	65.2	65.1	67.6	64.8
Avg. Dist. to Rail [m]	5.6	1.0	0.5	1.8	0.7	2.0
Avg. Stride Freq. [Hz]	2.3	2.4	2.4	2.4	2.4	2.3
Avg. Stride Length [m]	6.1	7.4	7.4	7.5	7.6	7.3



- [] Ranking at each section and finish
- .-.- No data available at this section
- NA No data available



Horse/Jockey Name	Art By Concorde
Final Rank	7
Fastest Section Time (Section)	0:11.03 (400m)
Top Speed [km/h] (Section)	66.9 (400m)
Race State	Finished



Doomben QLD Professional
Race 10: LADBROKES BET TICKER BENCHMARK 78 Handicap
 - 1200m

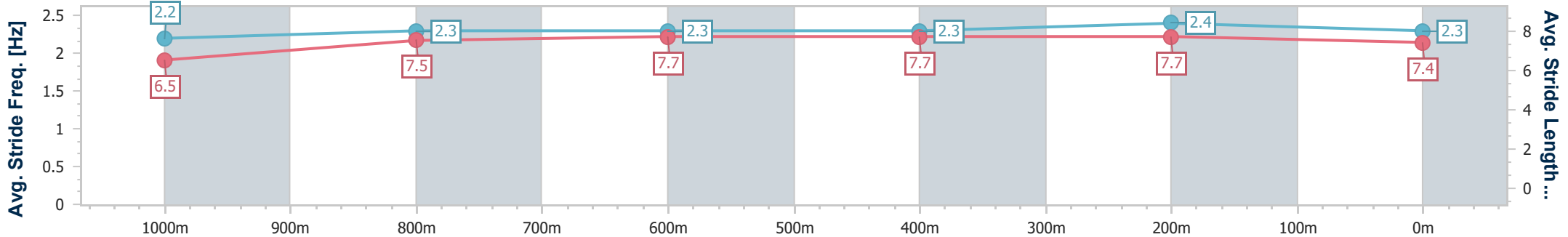
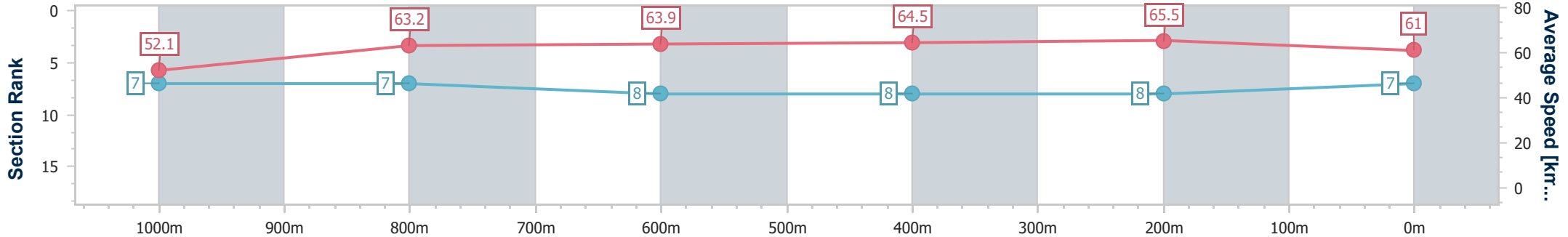


09 November 2024 - 17:49

BRISBANE
RACING CLUB

Track Rating: Good 4, Weather: Fine, Rail Position: +2.5m Entire

Section	Overall	1000m	800m	600m	400m	200m
Section Times	1:10.61 [7] (0:13.79)	0:56.82 [7] (0:11.48)	0:45.34 [7] (0:11.33)	0:34.01 [8] (0:11.19)	0:22.82 [8] (0:11.03)	0:11.79 [8] (0:11.79)
Average Speed [km/h]	52.1	63.2	63.9	64.5	65.5	61.0
Top Speed [km/h]	65.8	65.9	65.7	66.3	66.9	64.4
Avg. Dist. to Rail [m]	2.5	2.1	1.1	0.6	2.0	4.9
Avg. Stride Freq. [Hz]	2.2	2.3	2.3	2.3	2.4	2.3
Avg. Stride Length [m]	6.5	7.5	7.7	7.7	7.7	7.4



- [] Ranking at each section and finish
- .-.- No data available at this section
- NA No data available



Horse/Jockey Name	Majestic Boom
Final Rank	8
Fastest Section Time (Section)	0:11.04 (1000m)
Top Speed [km/h] (Section)	67.8 (Overall)
Race State	Finished



Doomben QLD Professional
Race 10: LADBROKES BET TICKER BENCHMARK 78 Handicap
 - 1200m

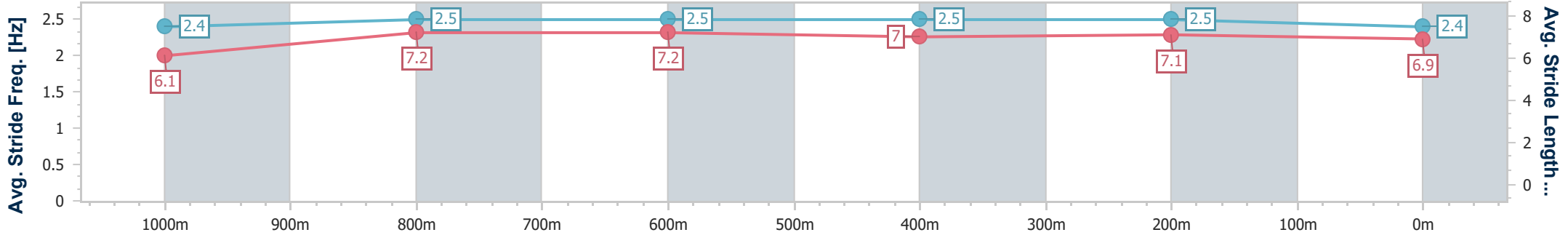
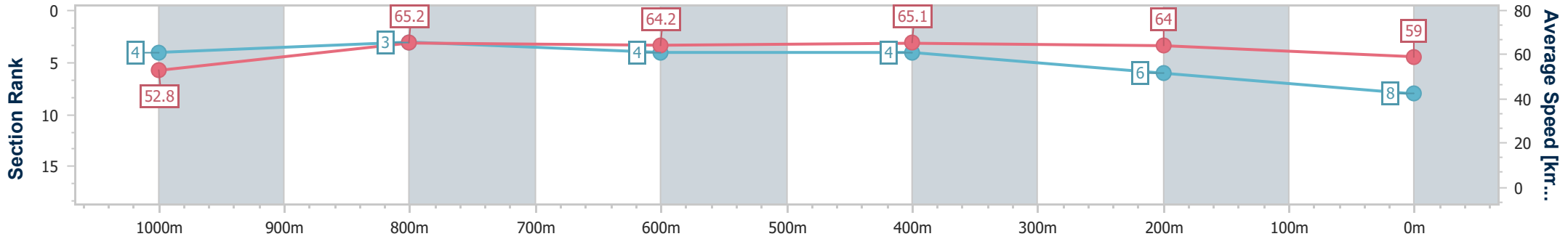


09 November 2024 - 17:49

BRISBANE
RACING CLUB

Track Rating: Good 4, Weather: Fine, Rail Position: +2.5m Entire

Section	Overall	1000m	800m	600m	400m	200m
Section Times	1:10.66 [8] (0:13.64)	0:57.02 [4] (0:11.04)	0:45.98 [3] (0:11.48)	0:34.50 [4] (0:11.11)	0:23.39 [4] (0:11.19)	0:12.20 [6] (0:12.20)
Average Speed [km/h]	52.8	65.2	64.2	65.1	64.0	59.0
Top Speed [km/h]	67.8	67.2	64.9	66.6	65.4	63.4
Avg. Dist. to Rail [m]	3.0	1.0	4.3	2.3	1.6	1.9
Avg. Stride Freq. [Hz]	2.4	2.5	2.5	2.5	2.5	2.4
Avg. Stride Length [m]	6.1	7.2	7.2	7.0	7.1	6.9



- [] Ranking at each section and finish
- .-.- No data available at this section
- NA No data available