



Doomben QLD Professional

Race 8: EVA AIR BENCHMARK 85 Handicap - 1615m

09 November 2024 - 16:39



BRISBANE
RACING CLUB

Track Rating: Good 4, Weather: Fine, Rail Position: +2.5m Entire

Section													
Field Times		Overall	1400m	1200m	1000m	800m	600m	400m	Last 600m				
		1:36.95 (0:14.84)	1:22.11 (0:11.42)	1:10.69 (0:11.80)	0:58.89 (0:11.96)	0:46.93 (0:12.19)	0:34.74 (0:11.85)	0:22.89 (0:11.19)	0:34.74				
Rank	TAB Horse/Jockey	Barrier	Top Speed [km/h]	Fastest Section									Distance Travelled [m]
1	2 BETTCHA THE CROWN Samantha Collett	1	66.1 400m	0:11.04 400m	1:36.95 [1] (0:14.90)	1:22.05 [4] (0:11.68)	1:10.37 [3] (0:11.82)	0:58.55 [3] (0:11.97)	0:46.58 [3] (0:12.18)	0:34.40 [3] (0:11.66)	0:22.74 [2] (0:11.04)	0:34.40	
2	8 CLYDE Boris Thornton	3	66.9 400m	0:11.01 400m	1:37.06 [2] (0:15.15)	1:21.91 [5] (0:11.80)	1:10.11 [6] (0:11.95)	0:58.16 [6] (0:11.99)	0:46.17 [7] (0:12.16)	0:34.01 [7] (0:11.52)	0:22.49 [8] (0:11.01)	0:34.01	+5
3	1 KRONENBOURG Ryan Maloney	2	66.6 Overall	0:11.22 400m	1:37.12 [3] (0:14.86)	1:22.26 [2] (0:11.40)	1:10.86 [1] (0:11.80)	0:59.06 [1] (0:11.96)	0:47.10 [1] (0:12.19)	0:34.91 [1] (0:11.85)	0:23.06 [1] (0:11.22)	0:34.91	-1
4	7 BELVEDERE BOYS Cody Collis	8	65.9 400m	0:11.04 400m	1:37.13 [4] (0:16.02)	1:21.11 [10] (0:11.53)	1:09.58 [10] (0:11.91)	0:57.67 [10] (0:11.77)	0:45.90 [10] (0:11.96)	0:33.94 [9] (0:11.46)	0:22.48 [9] (0:11.04)	0:33.94	-2
5	4 LOGAN STREET LION Andrew Mallyon	7	66.3 400m	0:11.13 400m	1:37.23 [5] (0:15.38)	1:21.85 [7] (0:11.40)	1:10.45 [5] (0:11.86)	0:58.59 [5] (0:11.96)	0:46.63 [5] (0:12.16)	0:34.47 [5] (0:11.71)	0:22.76 [7] (0:11.13)	0:34.47	+3
6	3 HYDE Jag Guthmann-Chester	6	65.9 400m	0:11.07 400m	1:37.24 [6] (0:15.17)	1:22.07 [6] (0:11.92)	1:10.15 [7] (0:12.00)	0:58.15 [8] (0:11.89)	0:46.26 [8] (0:12.07)	0:34.19 [8] (0:11.42)	0:22.77 [6] (0:11.07)	0:34.19	+6
7	5 LIVING FREE Emily Lang	4	66.3 400m	0:11.22 400m	1:37.29 [7] (0:14.86)	1:22.43 [3] (0:11.78)	1:10.65 [4] (0:11.85)	0:58.80 [4] (0:11.94)	0:46.86 [4] (0:12.20)	0:34.66 [4] (0:11.62)	0:23.04 [4] (0:11.22)	0:34.66	+8
8	10 IT'SMEMARIO Mark Du Plessis	10	65.4 400m	0:11.14 400m	1:37.33 [8] (0:15.71)	1:21.62 [9] (0:11.41)	1:10.21 [8] (0:11.89)	0:58.32 [7] (0:11.85)	0:46.47 [6] (0:12.03)	0:34.44 [6] (0:11.54)	0:22.90 [5] (0:11.14)	0:34.44	+1
9	6 BASARWA Damien Thornton	9	66.1 400m	0:11.10 400m	1:37.92 [9] (0:15.49)	1:22.43 [8] (0:11.74)	1:10.69 [9] (0:12.06)	0:58.63 [9] (0:11.87)	0:46.76 [9] (0:12.15)	0:34.61 [10] (0:11.55)	0:23.06 [10] (0:11.10)	0:34.61	+8
10	9 BINDING Bailey Wheeler	5	65.0 400m	0:11.31 400m	1:38.04 [10] (0:14.84)	1:23.20 [1] (0:11.68)	1:11.52 [2] (0:11.78)	0:59.74 [2] (0:12.00)	0:47.74 [2] (0:12.19)	0:35.55 [2] (0:11.72)	0:23.83 [3] (0:11.31)	0:35.55	+4

[] Ranking at each section and finish
 -:-:- No data available at this section
 NA No data available

SCN Saddle cloth number
 DNF Did not finish
 DNT Did not track



Doomben QLD Professional
Race 8: EVA AIR BENCHMARK 85 Handicap - 1615m
09 November 2024 - 16:39



Track Rating: Good 4, Weather: Fine, Rail Position: +2.5m Entire

Section				200m				Last 600m		
Field Times				0:11.70 (0:11.70)				0:34.74		
Rank	TAB	Horse/Jockey	Barrier	Top Speed [km/h]	Fastest Section	Margin			Distance Travelled [m]	
1	2	BETTCHA THE CROWN Samantha Collett	1	66.1 400m	0:11.04 400m	0:11.70 [1] (0:11.70)	1:36.95		0:34.40	
2	8	CLYDE Boris Thornton	3	66.9 400m	0:11.01 400m	0:11.48 [7] (0:11.48)	0.59L		0:34.01	+5
3	1	KRONENBOURG Ryan Maloney	2	66.6 Overall	0:11.22 400m	0:11.84 [2] (0:11.84)	0.98L		0:34.91	-1
4	7	BELVEDERE BOYS Cody Collis	8	65.9 400m	0:11.04 400m	0:11.44 [9] (0:11.44)	1.03L		0:33.94	-2
5	4	LOGAN STREET LION Andrew Mallyon	7	66.3 400m	0:11.13 400m	0:11.63 [8] (0:11.63)	1.63L		0:34.47	+3
6	3	HYDE Jag Guthmann-Chester	6	65.9 400m	0:11.07 400m	0:11.70 [5] (0:11.70)	1.67L		0:34.19	+6
7	5	LIVING FREE Emily Lang	4	66.3 400m	0:11.22 400m	0:11.82 [3] (0:11.82)	1.95L		0:34.66	+8
8	10	IT'SMEMARIO Mark Du Plessis	10	65.4 400m	0:11.14 400m	0:11.76 [6] (0:11.76)	2.22L		0:34.44	+1
9	6	BASARWA Damien Thornton	9	66.1 400m	0:11.10 400m	0:11.96 [10] (0:11.96)	5.67L		0:34.61	+8
10	9	BINDING Bailey Wheeler	5	65.0 400m	0:11.31 400m	0:12.52 [4] (0:12.52)	6.38L		0:35.55	+4

[] Ranking at each section and finish
 -:-:- No data available at this section
 NA No data available

SCN Saddle cloth number
 DNF Did not finish
 DNT Did not track



Horse/Jockey Name	Bettcha The Crown
Final Rank	1
Fastest Section Time (Section)	0:11.04 (400m)
Top Speed [km/h] (Section)	66.1 (400m)
Race State	Finished



Doomben QLD Professional

Race 8: EVA AIR BENCHMARK 85 Handicap - 1615m

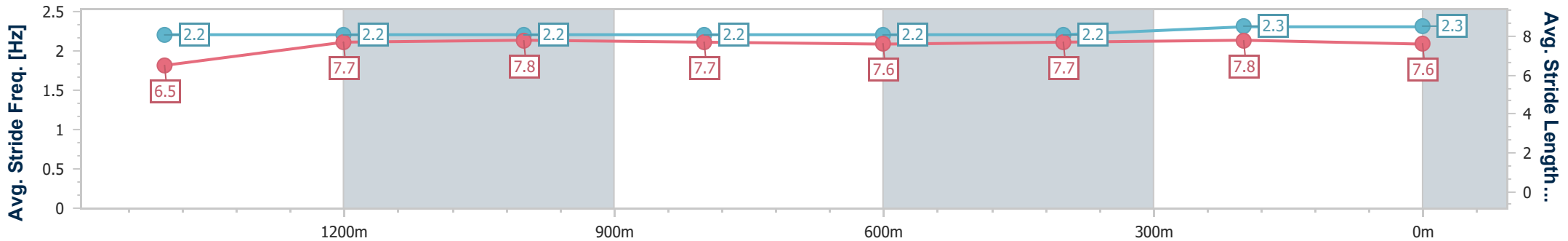
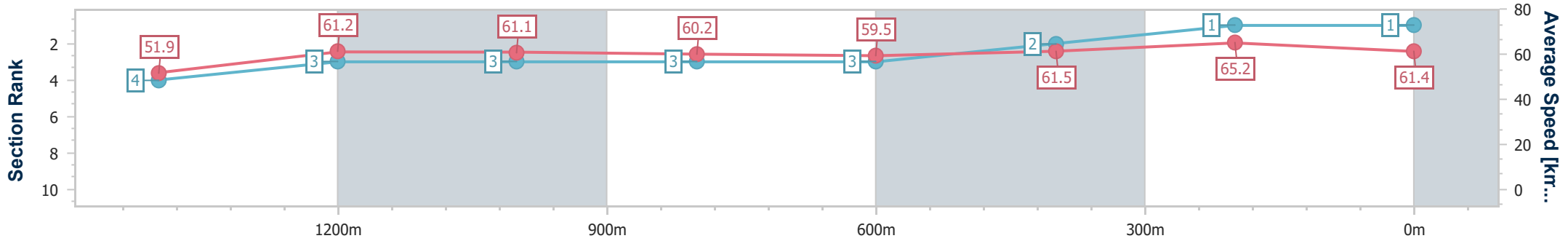
09 November 2024 - 16:39

Track Rating: Good 4, Weather: Fine, Rail Position: +2.5m Entire



BRISBANE RACING CLUB

Section	Overall	1400m	1200m	1000m	800m	600m	400m	200m
Section Times	1:36.95 [1] (0:14.90)	1:22.05 [4] (0:11.68)	1:10.37 [3] (0:11.82)	0:58.55 [3] (0:11.97)	0:46.58 [3] (0:12.18)	0:34.40 [3] (0:11.66)	0:22.74 [2] (0:11.04)	0:11.70 [1] (0:11.70)
Average Speed [km/h]	51.9	61.2	61.1	60.2	59.5	61.5	65.2	61.4
Top Speed [km/h]	65.8	62.5	61.7	61.4	60.2	64.1	66.1	64.6
Avg. Dist. to Rail [m]	0.8	0.7	1.0	1.0	1.1	0.8	0.8	0.4
Avg. Stride Freq. [Hz]	2.2	2.2	2.2	2.2	2.2	2.2	2.3	2.3
Avg. Stride Length [m]	6.5	7.7	7.8	7.7	7.6	7.7	7.8	7.6



- [] Ranking at each section and finish
- .-.- No data available at this section
- NA No data available



Horse/Jockey Name	Clyde
Final Rank	2
Fastest Section Time (Section)	0:11.01 (400m)
Top Speed [km/h] (Section)	66.9 (400m)
Race State	Finished



Doomben QLD Professional

Race 8: EVA AIR BENCHMARK 85 Handicap - 1615m

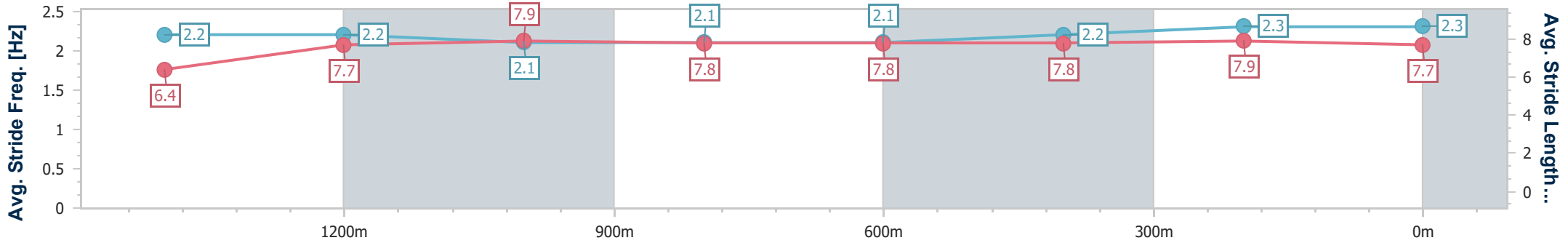
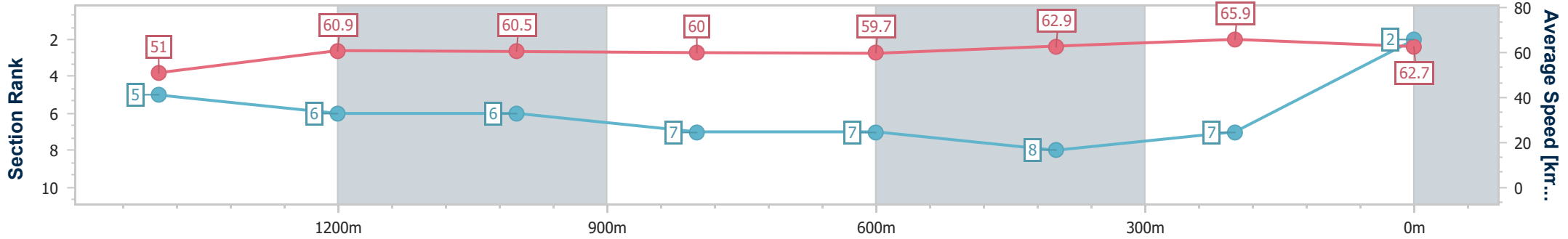
09 November 2024 - 16:39

Track Rating: Good 4, Weather: Fine, Rail Position: +2.5m Entire



BRISBANE RACING CLUB

Section	Overall	1400m	1200m	1000m	800m	600m	400m	200m
Section Times	1:37.06 [2] (0:15.15)	1:21.91 [5] (0:11.80)	1:10.11 [6] (0:11.95)	0:58.16 [6] (0:11.99)	0:46.17 [7] (0:12.16)	0:34.01 [7] (0:11.52)	0:22.49 [8] (0:11.01)	0:11.48 [7] (0:11.48)
Average Speed [km/h]	51.0	60.9	60.5	60.0	59.7	62.9	65.9	62.7
Top Speed [km/h]	64.7	64.3	61.4	61.5	61.5	64.9	66.9	65.9
Avg. Dist. to Rail [m]	1.6	0.7	1.7	0.6	1.3	1.8	3.1	4.2
Avg. Stride Freq. [Hz]	2.2	2.2	2.1	2.1	2.1	2.2	2.3	2.3
Avg. Stride Length [m]	6.4	7.7	7.9	7.8	7.8	7.8	7.9	7.7



- [] Ranking at each section and finish
- .-.- No data available at this section
- NA No data available



Horse/Jockey Name	Kronenbourg
Final Rank	3
Fastest Section Time (Section)	0:11.22 (400m)
Top Speed [km/h] (Section)	66.6 (Overall)
Race State	Finished



Doomben QLD Professional

Race 8: EVA AIR BENCHMARK 85 Handicap - 1615m

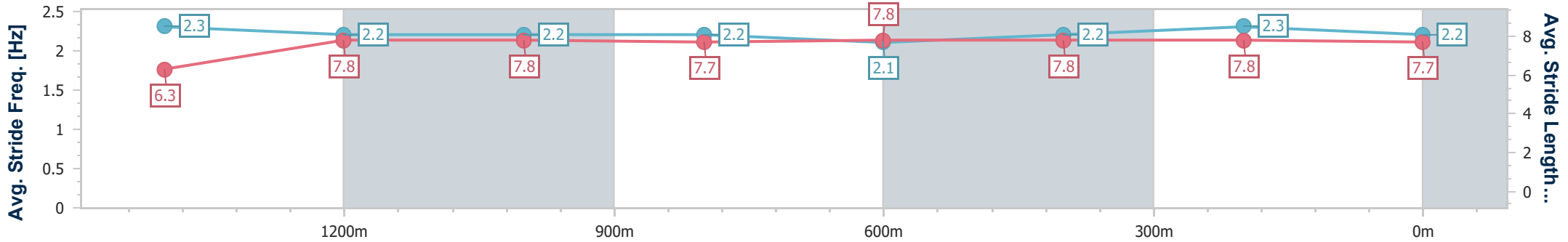
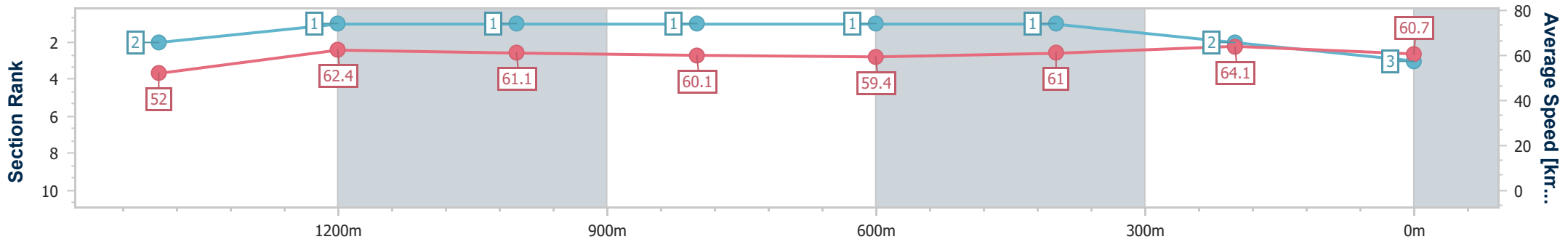
09 November 2024 - 16:39

Track Rating: Good 4, Weather: Fine, Rail Position: +2.5m Entire



BRISBANE RACING CLUB

Section	Overall	1400m	1200m	1000m	800m	600m	400m	200m
Section Times	1:37.12 [3] (0:14.86)	1:22.26 [2] (0:11.40)	1:10.86 [1] (0:11.80)	0:59.06 [1] (0:11.96)	0:47.10 [1] (0:12.19)	0:34.91 [1] (0:11.85)	0:23.06 [1] (0:11.22)	0:11.84 [2] (0:11.84)
Average Speed [km/h]	52.0	62.4	61.1	60.1	59.4	61.0	64.1	60.7
Top Speed [km/h]	66.6	65.2	61.3	61.4	60.4	63.1	65.0	63.8
Avg. Dist. to Rail [m]	0.9	2.0	0.7	0.2	0.8	0.6	1.0	1.0
Avg. Stride Freq. [Hz]	2.3	2.2	2.2	2.2	2.1	2.2	2.3	2.2
Avg. Stride Length [m]	6.3	7.8	7.8	7.7	7.8	7.8	7.8	7.7



- [] Ranking at each section and finish
- .-.- No data available at this section
- NA No data available



Horse/Jockey Name	Belvedere Boys
Final Rank	4
Fastest Section Time (Section)	0:11.04 (400m)
Top Speed [km/h] (Section)	65.9 (400m)
Race State	Finished



Doomben QLD Professional

Race 8: EVA AIR BENCHMARK 85 Handicap - 1615m

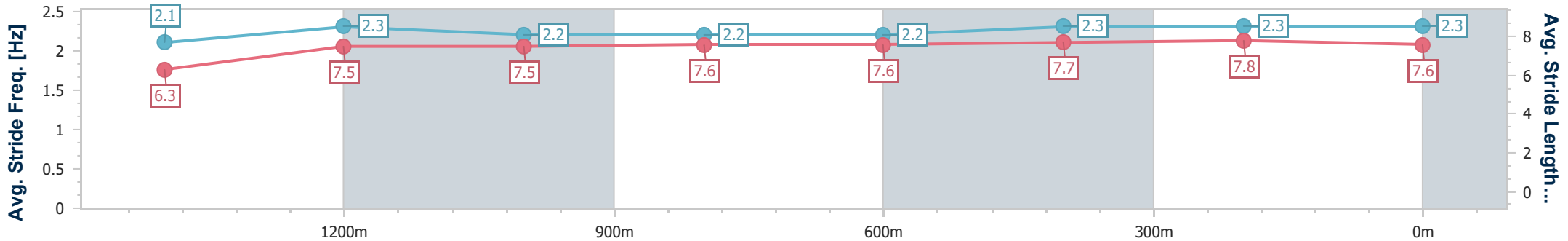
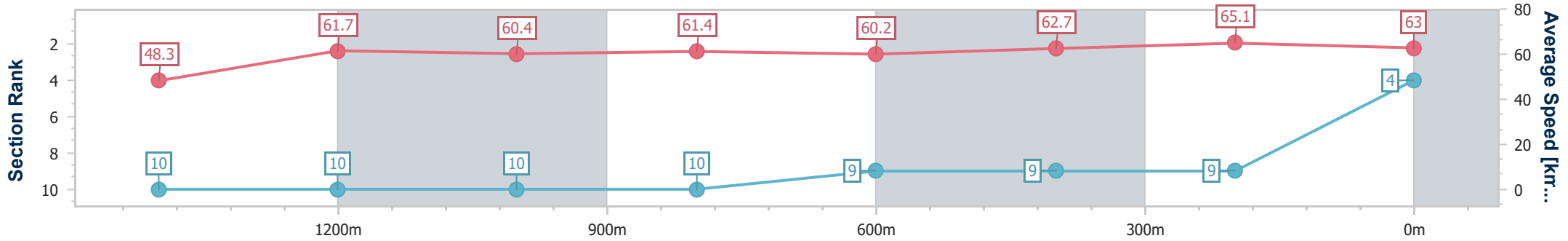
09 November 2024 - 16:39

Track Rating: Good 4, Weather: Fine, Rail Position: +2.5m Entire



BRISBANE RACING CLUB

Section	Overall	1400m	1200m	1000m	800m	600m	400m	200m
Section Times	1:37.13 [4] (0:16.02)	1:21.11 [10] (0:11.53)	1:09.58 [10] (0:11.91)	0:57.67 [10] (0:11.77)	0:45.90 [10] (0:11.96)	0:33.94 [9] (0:11.46)	0:22.48 [9] (0:11.04)	0:11.44 [9] (0:11.44)
Average Speed [km/h]	48.3	61.7	60.4	61.4	60.2	62.7	65.1	63.0
Top Speed [km/h]	62.0	63.8	61.7	62.2	61.9	64.2	65.9	65.1
Avg. Dist. to Rail [m]	3.3	1.9	0.3	0.2	0.5	0.5	1.6	2.1
Avg. Stride Freq. [Hz]	2.1	2.3	2.2	2.2	2.2	2.3	2.3	2.3
Avg. Stride Length [m]	6.3	7.5	7.5	7.6	7.6	7.7	7.8	7.6



- [] Ranking at each section and finish
- .-.- No data available at this section
- NA No data available



Horse/Jockey Name	Logan Street Lion
Final Rank	5
Fastest Section Time (Section)	0:11.13 (400m)
Top Speed [km/h] (Section)	66.3 (400m)
Race State	Finished



Doomben QLD Professional

Race 8: EVA AIR BENCHMARK 85 Handicap - 1615m

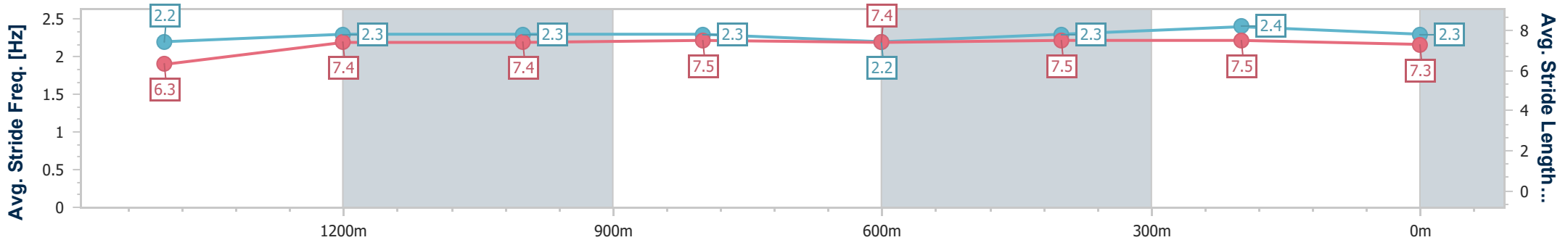
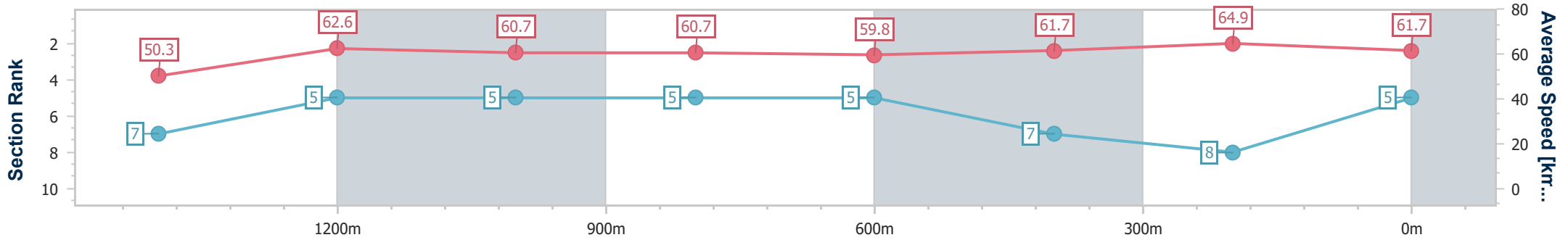
09 November 2024 - 16:39

Track Rating: Good 4, Weather: Fine, Rail Position: +2.5m Entire



BRISBANE RACING CLUB

Section	Overall	1400m	1200m	1000m	800m	600m	400m	200m
Section Times	1:37.23 [5] (0:15.38)	1:21.85 [7] (0:11.40)	1:10.45 [5] (0:11.86)	0:58.59 [5] (0:11.96)	0:46.63 [5] (0:12.16)	0:34.47 [5] (0:11.71)	0:22.76 [7] (0:11.13)	0:11.63 [8] (0:11.63)
Average Speed [km/h]	50.3	62.6	60.7	60.7	59.8	61.7	64.9	61.7
Top Speed [km/h]	65.2	65.6	61.4	61.3	60.3	63.2	66.3	64.8
Avg. Dist. to Rail [m]	4.2	1.2	1.7	2.5	2.1	0.4	0.5	2.7
Avg. Stride Freq. [Hz]	2.2	2.3	2.3	2.3	2.2	2.3	2.4	2.3
Avg. Stride Length [m]	6.3	7.4	7.4	7.5	7.4	7.5	7.5	7.3



- [] Ranking at each section and finish
- .-.- No data available at this section
- NA No data available



Horse/Jockey Name	Hyde
Final Rank	6
Fastest Section Time (Section)	0:11.07 (400m)
Top Speed [km/h] (Section)	65.9 (400m)
Race State	Finished



Doomben QLD Professional

Race 8: EVA AIR BENCHMARK 85 Handicap - 1615m

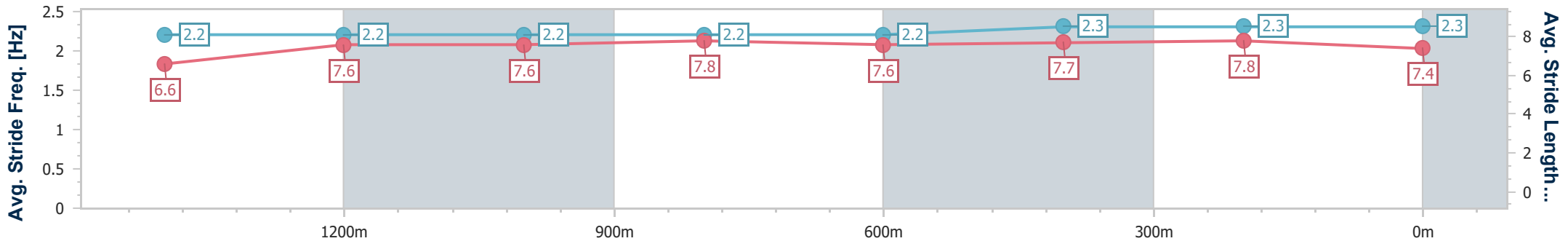
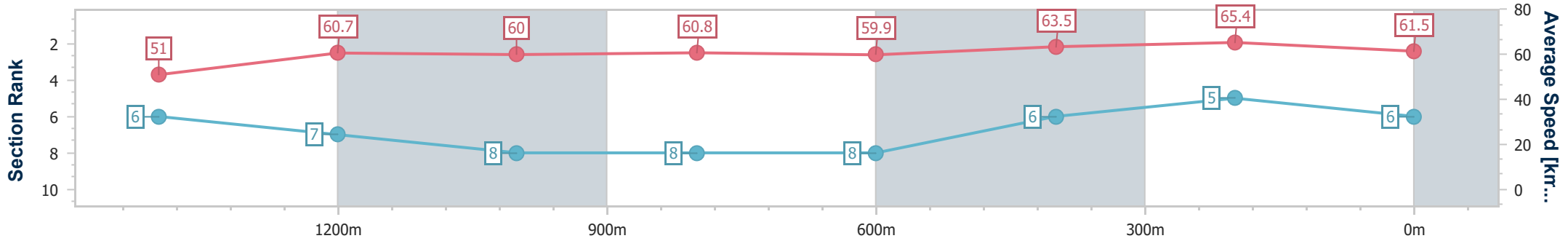
09 November 2024 - 16:39

Track Rating: Good 4, Weather: Fine, Rail Position: +2.5m Entire



BRISBANE RACING CLUB

Section	Overall	1400m	1200m	1000m	800m	600m	400m	200m
Section Times	1:37.24 [6] (0:15.17)	1:22.07 [6] (0:11.92)	1:10.15 [7] (0:12.00)	0:58.15 [8] (0:11.89)	0:46.26 [8] (0:12.07)	0:34.19 [8] (0:11.42)	0:22.77 [6] (0:11.07)	0:11.70 [5] (0:11.70)
Average Speed [km/h]	51.0	60.7	60.0	60.8	59.9	63.5	65.4	61.5
Top Speed [km/h]	65.8	64.8	61.6	61.4	62.3	64.6	65.9	64.6
Avg. Dist. to Rail [m]	3.3	0.3	1.0	1.5	1.3	1.4	2.2	1.2
Avg. Stride Freq. [Hz]	2.2	2.2	2.2	2.2	2.2	2.3	2.3	2.3
Avg. Stride Length [m]	6.6	7.6	7.6	7.8	7.6	7.7	7.8	7.4



- [] Ranking at each section and finish
- .-.- No data available at this section
- NA No data available



Horse/Jockey Name	Living Free
Final Rank	7
Fastest Section Time (Section)	0:11.22 (400m)
Top Speed [km/h] (Section)	66.3 (400m)
Race State	Finished



Doomben QLD Professional

Race 8: EVA AIR BENCHMARK 85 Handicap - 1615m

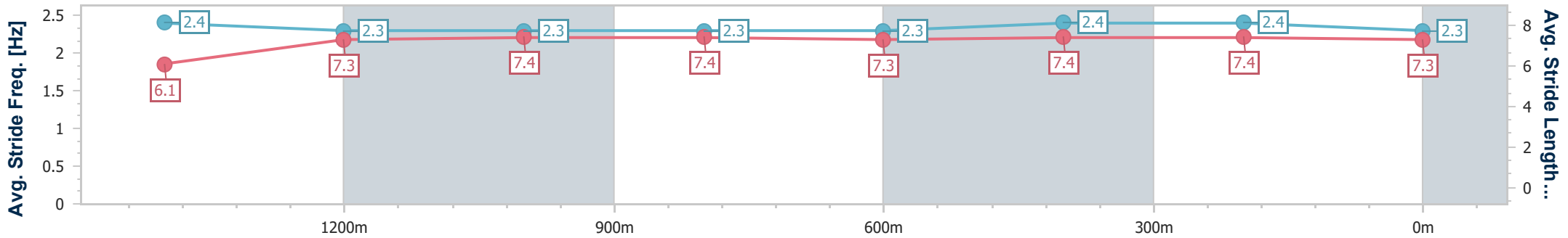
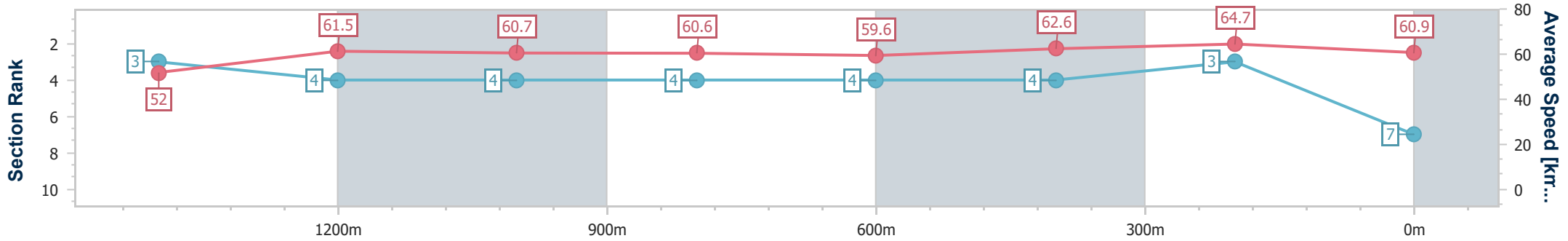
09 November 2024 - 16:39

Track Rating: Good 4, Weather: Fine, Rail Position: +2.5m Entire



BRISBANE RACING CLUB

Section	Overall	1400m	1200m	1000m	800m	600m	400m	200m
Section Times	1:37.29 [7] (0:14.86)	1:22.43 [3] (0:11.78)	1:10.65 [4] (0:11.85)	0:58.80 [4] (0:11.94)	0:46.86 [4] (0:12.20)	0:34.66 [4] (0:11.62)	0:23.04 [4] (0:11.22)	0:11.82 [3] (0:11.82)
Average Speed [km/h]	52.0	61.5	60.7	60.6	59.6	62.6	64.7	60.9
Top Speed [km/h]	66.0	65.7	61.2	61.7	60.5	65.3	66.3	64.9
Avg. Dist. to Rail [m]	2.2	0.7	1.9	1.6	1.9	2.0	3.3	2.5
Avg. Stride Freq. [Hz]	2.4	2.3	2.3	2.3	2.3	2.4	2.4	2.3
Avg. Stride Length [m]	6.1	7.3	7.4	7.4	7.3	7.4	7.4	7.3



- [] Ranking at each section and finish
- .-.- No data available at this section
- NA No data available



Horse/Jockey Name	It'smemario
Final Rank	8
Fastest Section Time (Section)	0:11.14 (400m)
Top Speed [km/h] (Section)	65.4 (400m)
Race State	Finished



Doomben QLD Professional

Race 8: EVA AIR BENCHMARK 85 Handicap - 1615m

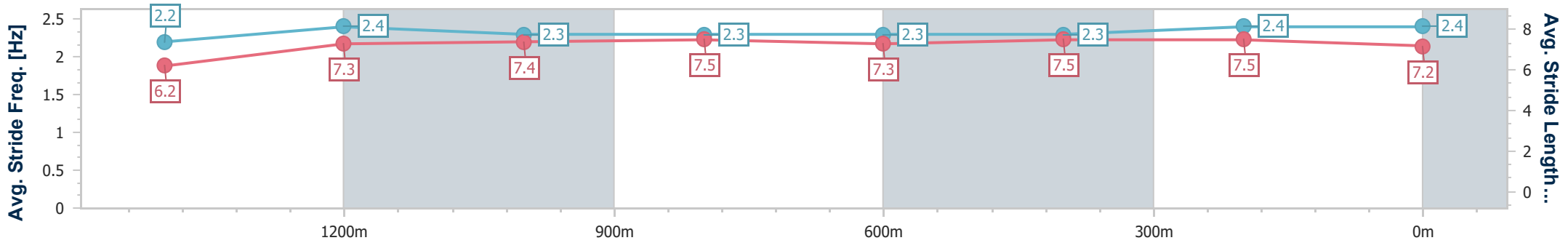
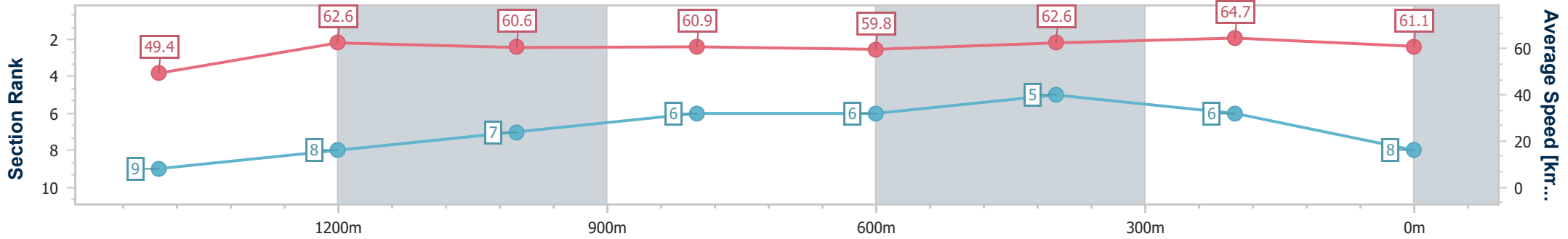
09 November 2024 - 16:39

Track Rating: Good 4, Weather: Fine, Rail Position: +2.5m Entire



BRISBANE RACING CLUB

Section	Overall	1400m	1200m	1000m	800m	600m	400m	200m
Section Times	1:37.33 [8] (0:15.71)	1:21.62 [9] (0:11.41)	1:10.21 [8] (0:11.89)	0:58.32 [7] (0:11.85)	0:46.47 [6] (0:12.03)	0:34.44 [6] (0:11.54)	0:22.90 [5] (0:11.14)	0:11.76 [6] (0:11.76)
Average Speed [km/h]	49.4	62.6	60.6	60.9	59.8	62.6	64.7	61.1
Top Speed [km/h]	64.6	64.5	61.5	61.3	60.8	64.6	65.4	64.7
Avg. Dist. to Rail [m]	6.4	0.9	0.6	0.5	0.3	0.7	0.3	1.5
Avg. Stride Freq. [Hz]	2.2	2.4	2.3	2.3	2.3	2.3	2.4	2.4
Avg. Stride Length [m]	6.2	7.3	7.4	7.5	7.3	7.5	7.5	7.2



- [] Ranking at each section and finish
- .-.- No data available at this section
- NA No data available



Horse/Jockey Name	Basarwa
Final Rank	9
Fastest Section Time (Section)	0:11.10 (400m)
Top Speed [km/h] (Section)	66.1 (400m)
Race State	Finished



Doomben QLD Professional

Race 8: EVA AIR BENCHMARK 85 Handicap - 1615m

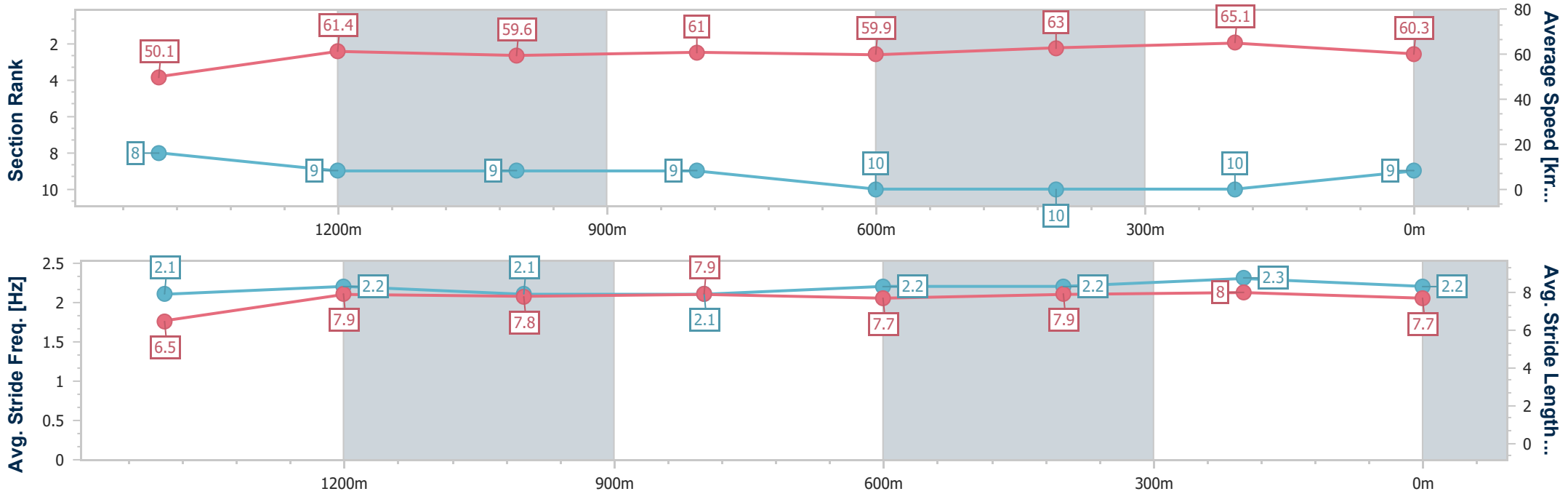
09 November 2024 - 16:39

Track Rating: Good 4, Weather: Fine, Rail Position: +2.5m Entire



BRISBANE RACING CLUB

Section	Overall	1400m	1200m	1000m	800m	600m	400m	200m					
Section Times	1:37.92 [9] (0:15.49)	1:22.43 [8] (0:11.74)	1:10.69 [9] (0:12.06)	0:58.63 [9] (0:11.87)	0:46.76 [9] (0:12.15)	0:34.61 [10] (0:11.55)	0:23.06 [10] (0:11.10)	0:11.96 [10] (0:11.96)					
Average Speed [km/h]	50.1	61.4	59.6	61.0	59.9	63.0	65.1	60.3					
Top Speed [km/h]	64.7	64.4	61.7	61.9	62.2	64.8	66.1	64.8					
Avg. Dist. to Rail [m]	5.0	0.7	1.7	1.6	2.3	1.8	3.8	3.3					
Avg. Stride Freq. [Hz]	2.1	2.2	2.1	2.1	2.2	2.2	2.3	2.2					
Avg. Stride Length [m]	6.5	7.9	7.8	7.9	7.7	7.9	8.0	7.7					



- [] Ranking at each section and finish
- .-.- No data available at this section
- NA No data available



Horse/Jockey Name	Binding
Final Rank	10
Fastest Section Time (Section)	0:11.31 (400m)
Top Speed [km/h] (Section)	65.0 (400m)
Race State	Finished



Doomben QLD Professional

Race 8: EVA AIR BENCHMARK 85 Handicap - 1615m

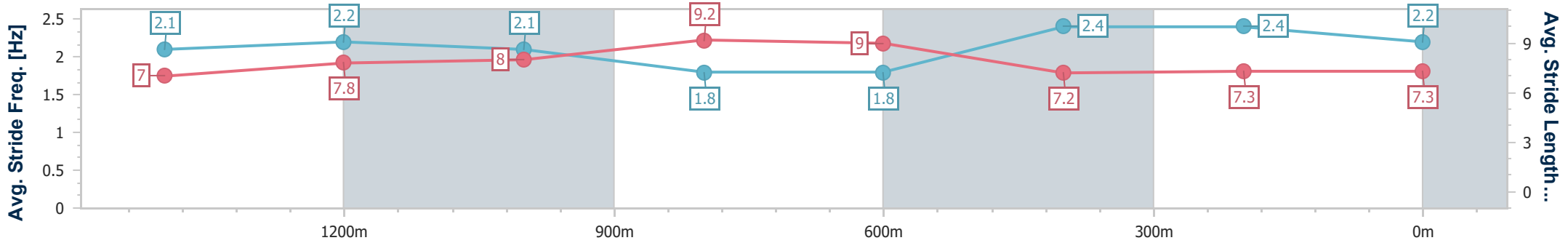
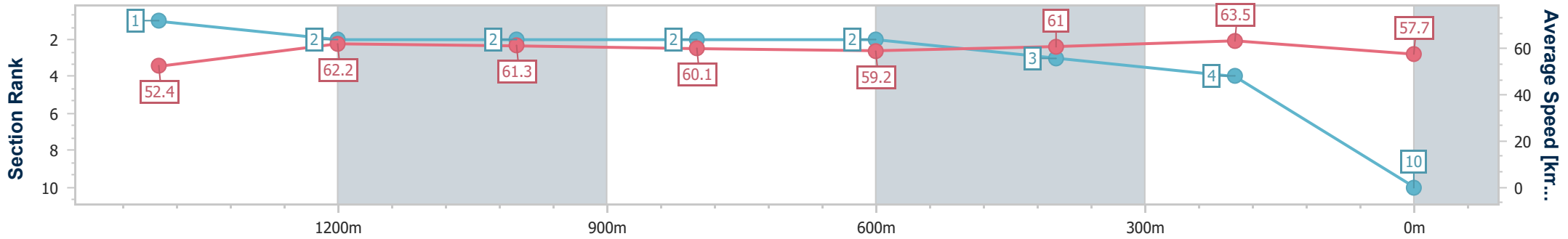
09 November 2024 - 16:39

Track Rating: Good 4, Weather: Fine, Rail Position: +2.5m Entire



BRISBANE RACING CLUB

Section	Overall	1400m	1200m	1000m	800m	600m	400m	200m
Section Times	1:38.04 [10] (0:14.84)	1:23.20 [1] (0:11.68)	1:11.52 [2] (0:11.78)	0:59.74 [2] (0:12.00)	0:47.74 [2] (0:12.19)	0:35.55 [2] (0:11.72)	0:23.83 [3] (0:11.31)	0:12.52 [4] (0:12.52)
Average Speed [km/h]	52.4	62.2	61.3	60.1	59.2	61.0	63.5	57.7
Top Speed [km/h]	64.7	63.7	63.2	62.8	60.4	62.6	65.0	62.4
Avg. Dist. to Rail [m]	4.1	1.9	1.9	0.7	0.5	0.6	1.9	1.5
Avg. Stride Freq. [Hz]	2.1	2.2	2.1	1.8	1.8	2.4	2.4	2.2
Avg. Stride Length [m]	7.0	7.8	8.0	9.2	9.0	7.2	7.3	7.3



- [] Ranking at each section and finish
- .-.- No data available at this section
- NA No data available