



# Doomben QLD Professional

## Race 7: U&U RECRUITMENT KEITH NOUD - 1200m

09 November 2024 - 16:02



BRISBANE  
RACING CLUB

Track Rating: Good 4, Weather: Fine, Rail Position: +2.5m Entire

Section		Field Times										Last 600m	
		Overall	1000m	800m	600m	400m	200m						0:34.28
		1:08.92 (0:13.06)	0:55.86 (0:10.37)	0:45.49 (0:11.21)	0:34.28 (0:11.50)	0:22.78 (0:10.96)	0:11.82 (0:11.82)						
Rank	TAB Horse/Jockey	Barrier	Top Speed [km/h]	Fastest Section								Margin	Distance Travelled [m]
1	3 BUBBA'S BAY Andrew Mallyon	7	70.2 1000m	0:10.53 1000m	1:08.92 [1] (0:13.06)	0:55.86 [1] (0:10.53)	0:45.33 [3] (0:11.39)	0:33.94 [4] (0:11.55)	0:22.39 [3] (0:10.86)	0:11.53 [3] (0:11.53)	1:08.92	0:33.94	
2	4 NED'S GULLY Cody Collis	10	68.8 1000m	0:10.62 1000m	1:08.93 [2] (0:13.85)	0:55.08 [10] (0:10.62)	0:44.46 [10] (0:11.13)	0:33.33 [10] (0:11.35)	0:21.98 [10] (0:10.75)	0:11.23 [8] (0:11.23)	0.06L	0:33.33	-1
3	8 MIDNIGHT IN TOKYO Bailey Wheeler	6	71.3 1000m	0:10.65 1000m	1:08.95 [3] (0:13.78)	0:55.17 [9] (0:10.65)	0:44.52 [9] (0:11.04)	0:33.48 [9] (0:11.28)	0:22.20 [7] (0:10.74)	0:11.46 [4] (0:11.46)	0.18L	0:33.48	-8
4	1 HARD TO SAY Ryan Maloney	8	71.4 1000m	0:10.44 1000m	1:09.04 [4] (0:13.10)	0:55.94 [2] (0:10.44)	0:45.50 [2] (0:11.30)	0:34.20 [2] (0:11.54)	0:22.66 [2] (0:10.93)	0:11.73 [2] (0:11.73)	0.72L	0:34.20	-5
5	11 MAHBABY Mark Du Plessis	2	68.9 1000m	0:10.61 1000m	1:09.29 [5] (0:13.56)	0:55.73 [6] (0:10.61)	0:45.12 [6] (0:11.03)	0:34.09 [7] (0:11.59)	0:22.50 [8] (0:10.91)	0:11.59 [9] (0:11.59)	2.22L	0:34.09	-2
6	5 TIGER SHARK Jake Bayliss	4	71.3 1000m	0:10.32 1000m	1:09.32 [6] (0:13.11)	0:56.21 [3] (0:10.32)	0:45.89 [1] (0:11.21)	0:34.68 [1] (0:11.50)	0:23.18 [1] (0:10.96)	0:12.22 [1] (0:12.22)	2.35L	0:34.68	-7
7	10 GOLDSBOROUGH Nikita Beriman	9	70.0 1000m	0:10.59 1000m	1:09.32 [7] (0:13.62)	0:55.70 [8] (0:10.59)	0:45.11 [8] (0:10.91)	0:34.20 [5] (0:11.48)	0:22.72 [5] (0:10.92)	0:11.80 [5] (0:11.80)	2.38L	0:34.20	+2
8	9 NASHIRA Ron Stewart	3	69.6 1000m	0:10.58 1000m	1:09.49 [8] (0:13.32)	0:56.17 [4] (0:10.58)	0:45.59 [4] (0:11.23)	0:34.36 [6] (0:11.52)	0:22.84 [6] (0:10.90)	0:11.94 [6] (0:11.94)	3.37L	0:34.36	-1
9	7 MY SNOW QUEEN Tahlia Fenlon	1	69.4 1000m	0:10.56 1000m	1:09.50 [9] (0:13.38)	0:56.12 [5] (0:10.56)	0:45.56 [5] (0:11.04)	0:34.52 [3] (0:11.60)	0:22.92 [4] (0:10.99)	0:11.93 [7] (0:11.93)	3.46L	0:34.52	-11
10	2 AT WITZ END Samantha Collett	5	69.3 1000m	0:10.61 1000m	1:09.66 [10] (0:13.60)	0:56.06 [7] (0:10.61)	0:45.45 [7] (0:11.21)	0:34.24 [8] (0:11.41)	0:22.83 [9] (0:11.12)	0:11.71 [10] (0:11.71)	4.4L	0:34.24	-1

Scratched: Miss Hellfire (#6)

[ ] Ranking at each section and finish  
 -:-:- No data available at this section  
 NA No data available

SCN Saddle cloth number  
 DNF Did not finish  
 DNT Did not track



Horse/Jockey Name	Bubba's Bay
Final Rank	1
Fastest Section Time (Section)	0:10.53 (1000m)
Top Speed [km/h] (Section)	70.2 (1000m)
Race State	Finished



Doomben QLD Professional

Race 7: U&U RECRUITMENT KEITH NOUD - 1200m

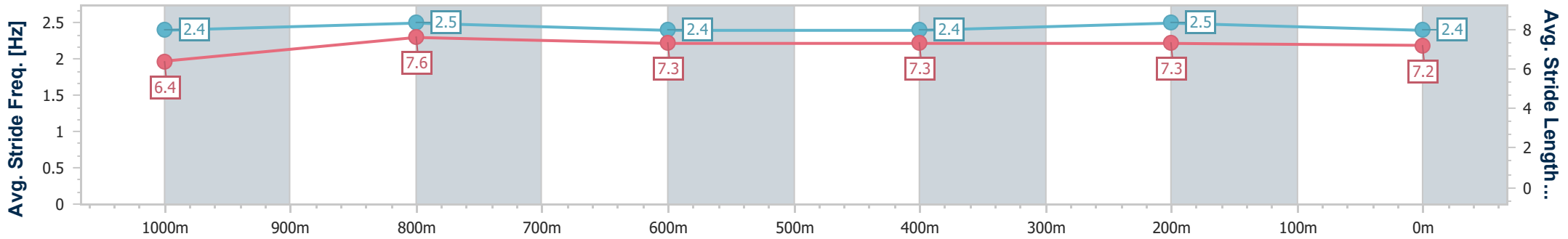
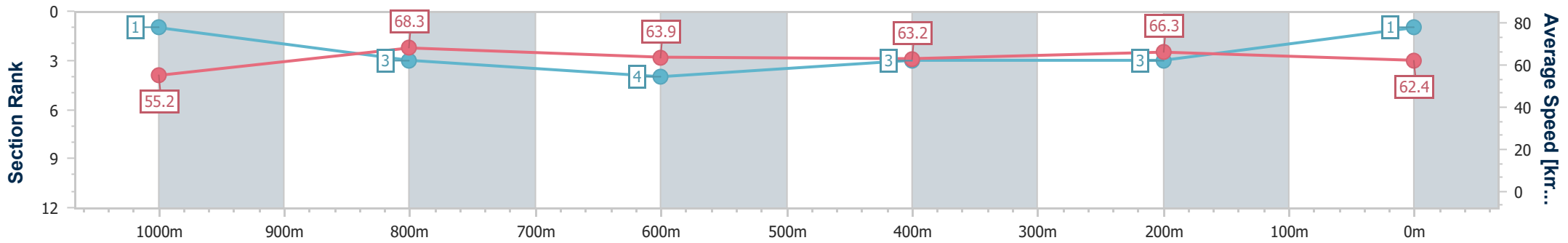
09 November 2024 - 16:02

Track Rating: Good 4, Weather: Fine, Rail Position: +2.5m Entire



BRISBANE RACING CLUB

Section	Overall	1000m	800m	600m	400m	200m
Section Times	1:08.92 [1] (0:13.06)	0:55.86 [1] (0:10.53)	0:45.33 [3] (0:11.39)	0:33.94 [4] (0:11.55)	0:22.39 [3] (0:10.86)	0:11.53 [3] (0:11.53)
Average Speed [km/h]	55.2	68.3	63.9	63.2	66.3	62.4
Top Speed [km/h]	70.0	70.2	66.5	65.1	68.8	66.0
Avg. Dist. to Rail [m]	4.4	0.3	2.1	2.6	1.6	1.7
Avg. Stride Freq. [Hz]	2.4	2.5	2.4	2.4	2.5	2.4
Avg. Stride Length [m]	6.4	7.6	7.3	7.3	7.3	7.2



- [ ] Ranking at each section and finish
- .-.- No data available at this section
- NA No data available



Horse/Jockey Name	Ned's Gully
Final Rank	2
Fastest Section Time (Section)	0:10.62 (1000m)
Top Speed [km/h] (Section)	68.8 (1000m)
Race State	Finished



Doomben QLD Professional

Race 7: U&U RECRUITMENT KEITH NOUD - 1200m

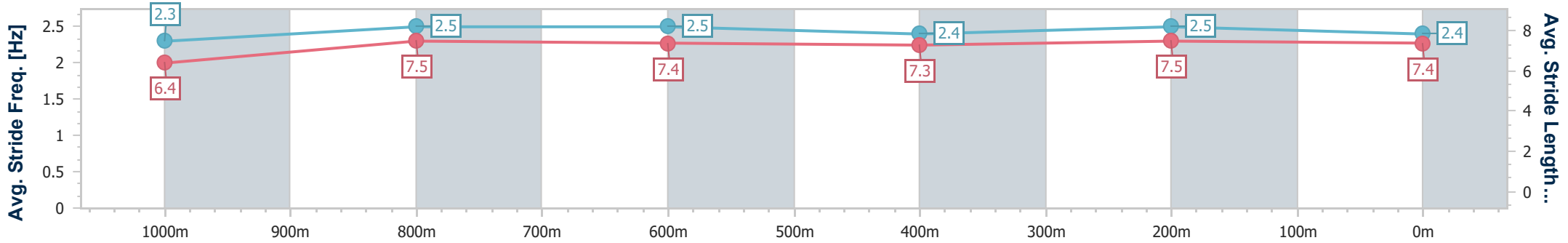
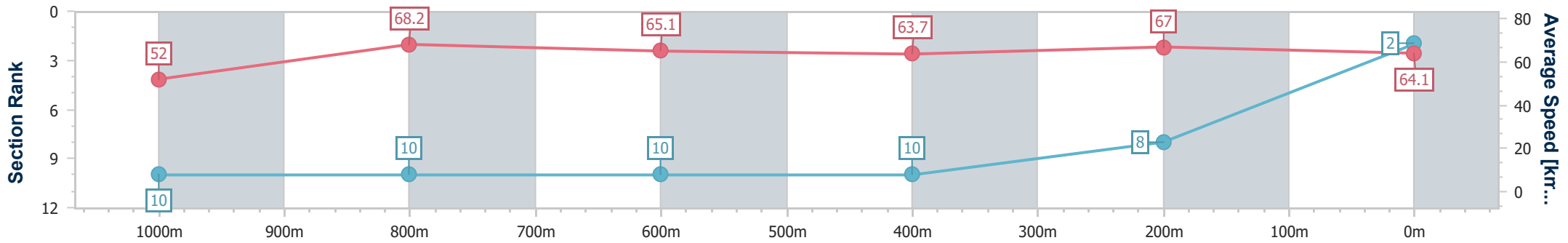
09 November 2024 - 16:02

Track Rating: Good 4, Weather: Fine, Rail Position: +2.5m Entire



BRISBANE RACING CLUB

Section	Overall	1000m	800m	600m	400m	200m
Section Times	1:08.93 [2] (0:13.85)	0:55.08 [10] (0:10.62)	0:44.46 [10] (0:11.13)	0:33.33 [10] (0:11.35)	0:21.98 [10] (0:10.75)	0:11.23 [8] (0:11.23)
Average Speed [km/h]	52.0	68.2	65.1	63.7	67.0	64.1
Top Speed [km/h]	66.5	68.8	68.3	65.3	68.0	67.4
Avg. Dist. to Rail [m]	5.6	1.5	1.6	1.1	1.8	3.9
Avg. Stride Freq. [Hz]	2.3	2.5	2.5	2.4	2.5	2.4
Avg. Stride Length [m]	6.4	7.5	7.4	7.3	7.5	7.4



- [ ] Ranking at each section and finish
- .-.-.- No data available at this section
- NA No data available



Horse/Jockey Name	Midnight In Tokyo
Final Rank	3
Fastest Section Time (Section)	0:10.65 (1000m)
Top Speed [km/h] (Section)	71.3 (1000m)
Race State	Finished



Doomben QLD Professional

Race 7: U&U RECRUITMENT KEITH NOUD - 1200m

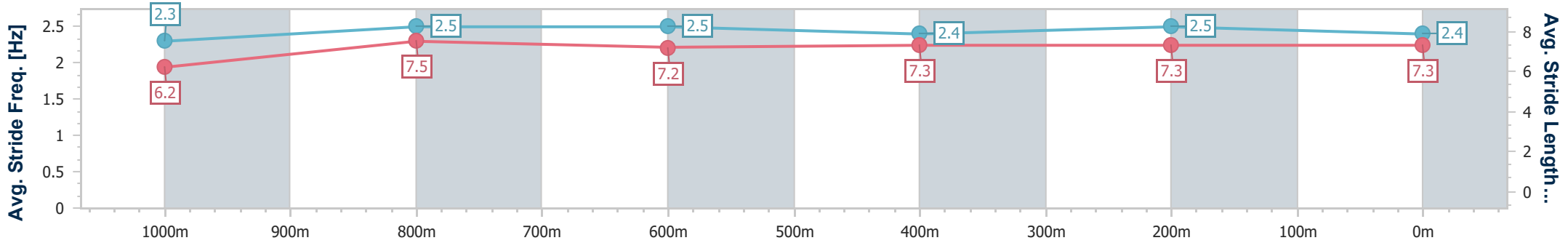
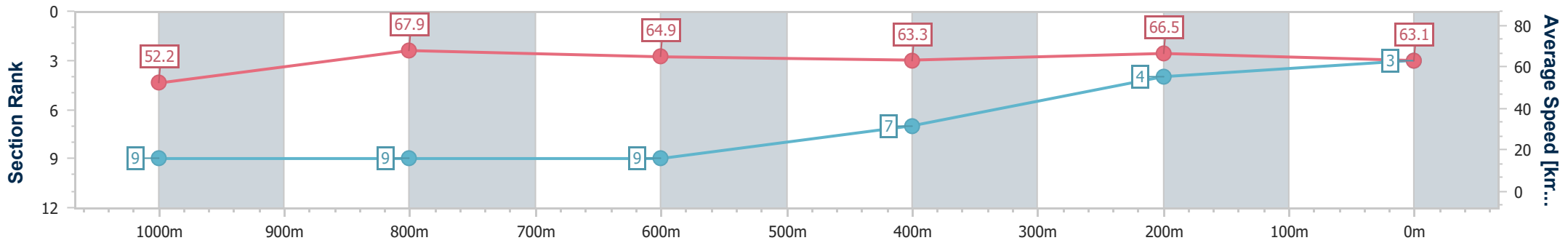
09 November 2024 - 16:02

Track Rating: Good 4, Weather: Fine, Rail Position: +2.5m Entire



BRISBANE RACING CLUB

Section	Overall	1000m	800m	600m	400m	200m
Section Times	1:08.95 [3] (0:13.78)	0:55.17 [9] (0:10.65)	0:44.52 [9] (0:11.04)	0:33.48 [9] (0:11.28)	0:22.20 [7] (0:10.74)	0:11.46 [4] (0:11.46)
Average Speed [km/h]	52.2	67.9	64.9	63.3	66.5	63.1
Top Speed [km/h]	66.9	71.3	67.0	65.2	67.9	67.3
Avg. Dist. to Rail [m]	1.8	0.5	0.8	1.3	2.0	1.6
Avg. Stride Freq. [Hz]	2.3	2.5	2.5	2.4	2.5	2.4
Avg. Stride Length [m]	6.2	7.5	7.2	7.3	7.3	7.3



- [ ] Ranking at each section and finish
- .-.- No data available at this section
- NA No data available



Horse/Jockey Name	Hard To Say
Final Rank	4
Fastest Section Time (Section)	0:10.44 (1000m)
Top Speed [km/h] (Section)	71.4 (1000m)
Race State	Finished



Doomben QLD Professional

Race 7: U&U RECRUITMENT KEITH NOUD - 1200m

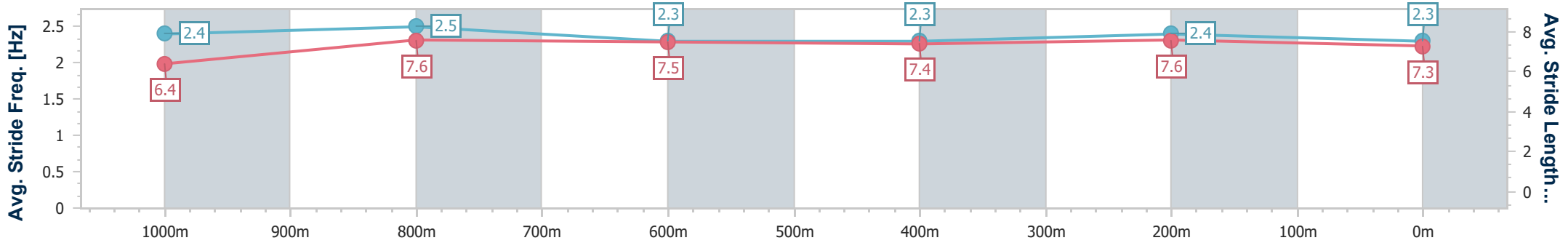
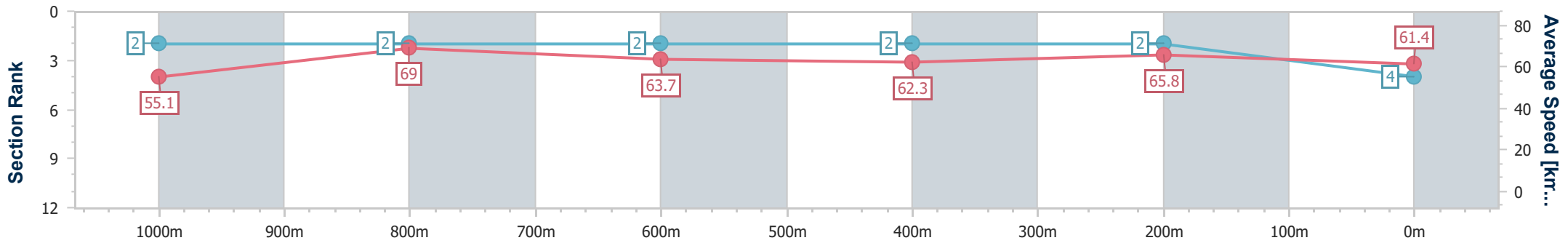
09 November 2024 - 16:02

Track Rating: Good 4, Weather: Fine, Rail Position: +2.5m Entire



BRISBANE RACING CLUB

Section	Overall	1000m	800m	600m	400m	200m
Section Times	1:09.04 [4] (0:13.10)	0:55.94 [2] (0:10.44)	0:45.50 [2] (0:11.30)	0:34.20 [2] (0:11.54)	0:22.66 [2] (0:10.93)	0:11.73 [2] (0:11.73)
Average Speed [km/h]	55.1	69.0	63.7	62.3	65.8	61.4
Top Speed [km/h]	71.4	71.4	65.8	64.0	67.6	65.4
Avg. Dist. to Rail [m]	5.6	1.6	0.4	0.4	1.2	0.5
Avg. Stride Freq. [Hz]	2.4	2.5	2.3	2.3	2.4	2.3
Avg. Stride Length [m]	6.4	7.6	7.5	7.4	7.6	7.3



- [ ] Ranking at each section and finish
- .-.- No data available at this section
- NA No data available



Horse/Jockey Name	Mahbaby
Final Rank	5
Fastest Section Time (Section)	0:10.61 (1000m)
Top Speed [km/h] (Section)	68.9 (1000m)
Race State	Finished

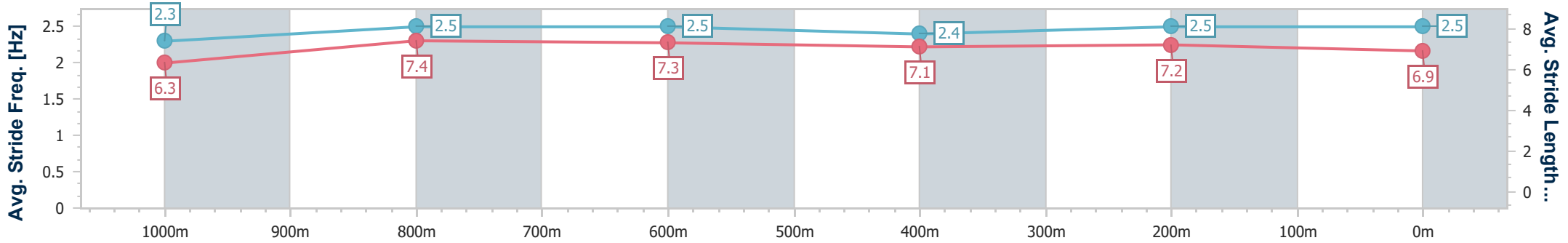
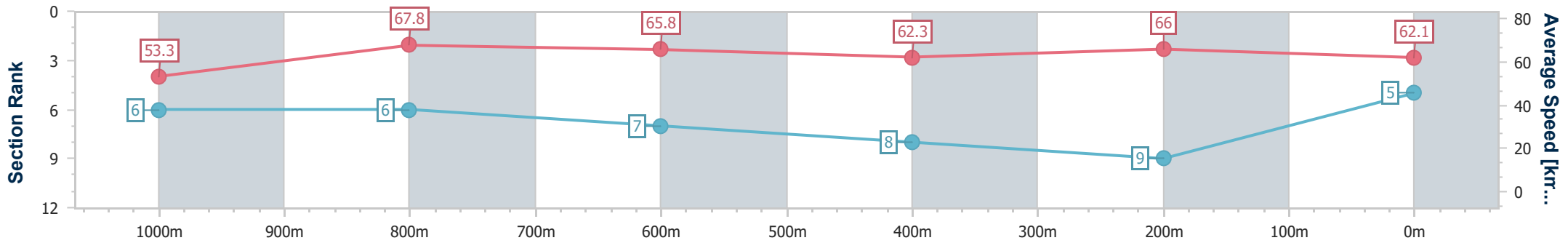


Doomben QLD Professional  
 Race 7: U&U RECRUITMENT KEITH NOUD - 1200m  
 09 November 2024 - 16:02  
 Track Rating: Good 4, Weather: Fine, Rail Position: +2.5m Entire



BRISBANE  
 RACING CLUB

Section	Overall	1000m	800m	600m	400m	200m
Section Times	1:09.29 [5] (0:13.56)	0:55.73 [6] (0:10.61)	0:45.12 [6] (0:11.03)	0:34.09 [7] (0:11.59)	0:22.50 [8] (0:10.91)	0:11.59 [9] (0:11.59)
Average Speed [km/h]	53.3	67.8	65.8	62.3	66.0	62.1
Top Speed [km/h]	66.8	68.9	67.4	64.2	67.3	65.2
Avg. Dist. to Rail [m]	1.1	0.5	1.0	1.3	0.6	0.6
Avg. Stride Freq. [Hz]	2.3	2.5	2.5	2.4	2.5	2.5
Avg. Stride Length [m]	6.3	7.4	7.3	7.1	7.2	6.9



- [ ] Ranking at each section and finish
- .-.- No data available at this section
- NA No data available



Horse/Jockey Name	Tiger Shark
Final Rank	6
Fastest Section Time (Section)	0:10.32 (1000m)
Top Speed [km/h] (Section)	71.3 (1000m)
Race State	Finished



Doomben QLD Professional

Race 7: U&U RECRUITMENT KEITH NOUD - 1200m

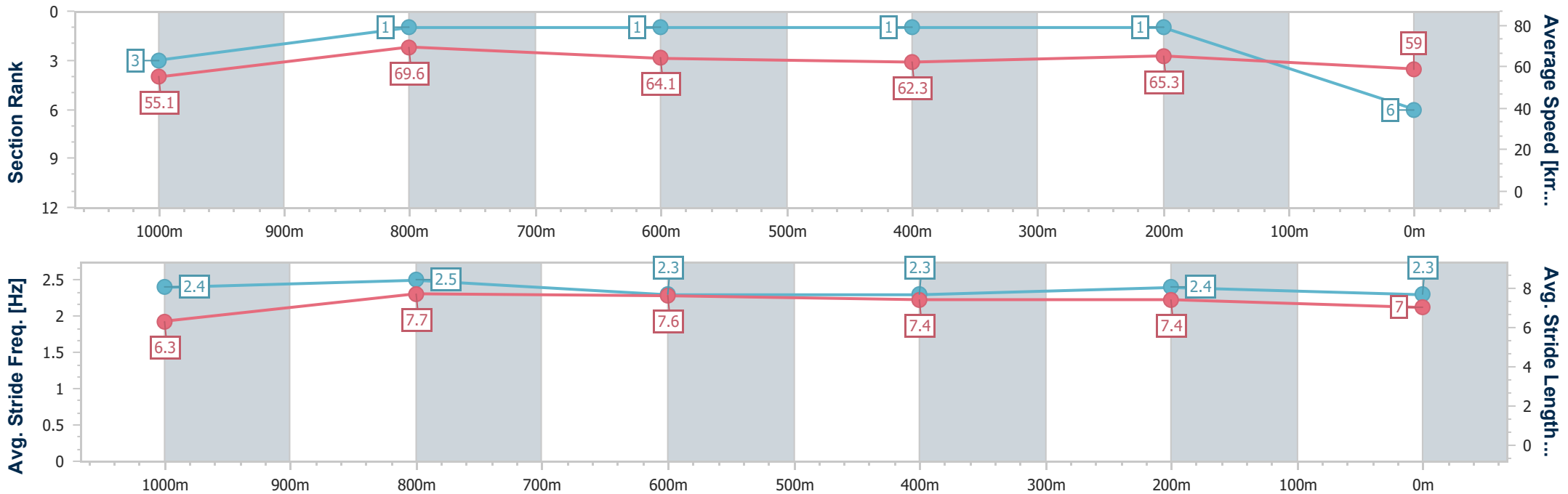
09 November 2024 - 16:02

Track Rating: Good 4, Weather: Fine, Rail Position: +2.5m Entire



BRISBANE RACING CLUB

Section	Overall	1000m	800m	600m	400m	200m
Section Times	1:09.32 [6] (0:13.11)	0:56.21 [3] (0:10.32)	0:45.89 [1] (0:11.21)	0:34.68 [1] (0:11.50)	0:23.18 [1] (0:10.96)	0:12.22 [1] (0:12.22)
Average Speed [km/h]	55.1	69.6	64.1	62.3	65.3	59.0
Top Speed [km/h]	68.0	71.3	66.7	62.6	67.4	63.1
Avg. Dist. to Rail [m]	1.8	0.4	0.5	0.9	2.8	3.0
Avg. Stride Freq. [Hz]	2.4	2.5	2.3	2.3	2.4	2.3
Avg. Stride Length [m]	6.3	7.7	7.6	7.4	7.4	7.0



- [ ] Ranking at each section and finish
- .-.- No data available at this section
- NA No data available



Horse/Jockey Name	Goldsborough
Final Rank	7
Fastest Section Time (Section)	0:10.59 (1000m)
Top Speed [km/h] (Section)	70.0 (1000m)
Race State	Finished

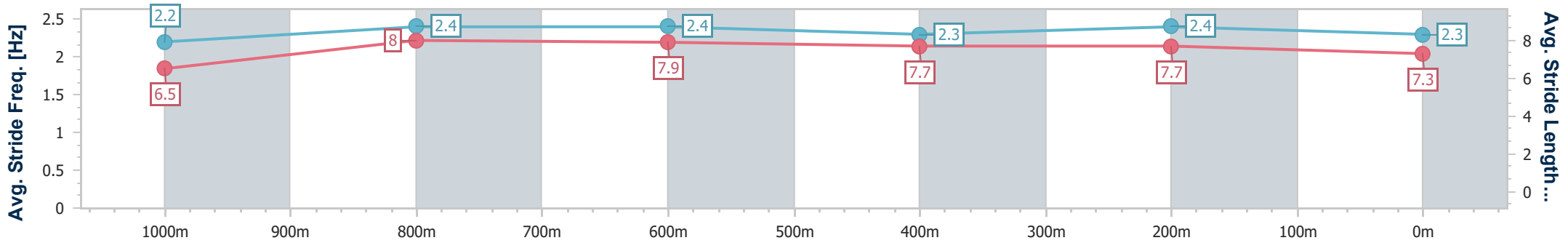
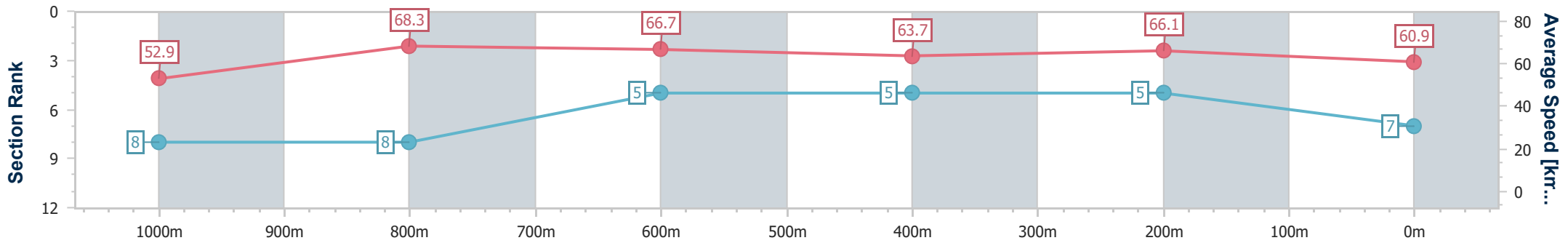


**Doomben QLD Professional**  
**Race 7: U&U RECRUITMENT KEITH NOUD - 1200m**  
 09 November 2024 - 16:02  
 Track Rating: Good 4, Weather: Fine, Rail Position: +2.5m Entire



**BRISBANE**  
 RACING CLUB

Section	Overall	1000m	800m	600m	400m	200m
Section Times	1:09.32 [7] (0:13.62)	0:55.70 [8] (0:10.59)	0:45.11 [8] (0:10.91)	0:34.20 [5] (0:11.48)	0:22.72 [5] (0:10.92)	0:11.80 [5] (0:11.80)
Average Speed [km/h]	52.9	68.3	66.7	63.7	66.1	60.9
Top Speed [km/h]	67.0	70.0	68.6	65.6	67.3	65.6
Avg. Dist. to Rail [m]	5.6	1.5	2.2	3.1	2.8	3.1
Avg. Stride Freq. [Hz]	2.2	2.4	2.4	2.3	2.4	2.3
Avg. Stride Length [m]	6.5	8.0	7.9	7.7	7.7	7.3



- [ ] Ranking at each section and finish
- .-.- No data available at this section
- NA No data available





Horse/Jockey Name	Nashira
Final Rank	8
Fastest Section Time (Section)	0:10.58 (1000m)
Top Speed [km/h] (Section)	69.6 (1000m)
Race State	Finished



Doomben QLD Professional

Race 7: U&U RECRUITMENT KEITH NOUD - 1200m

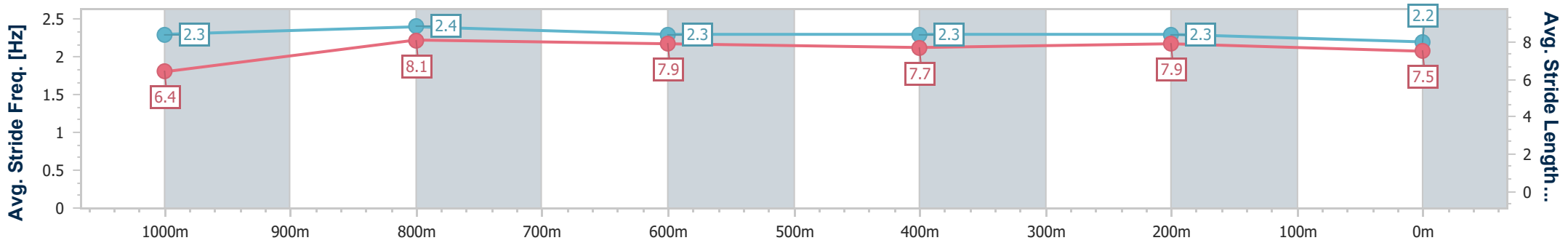
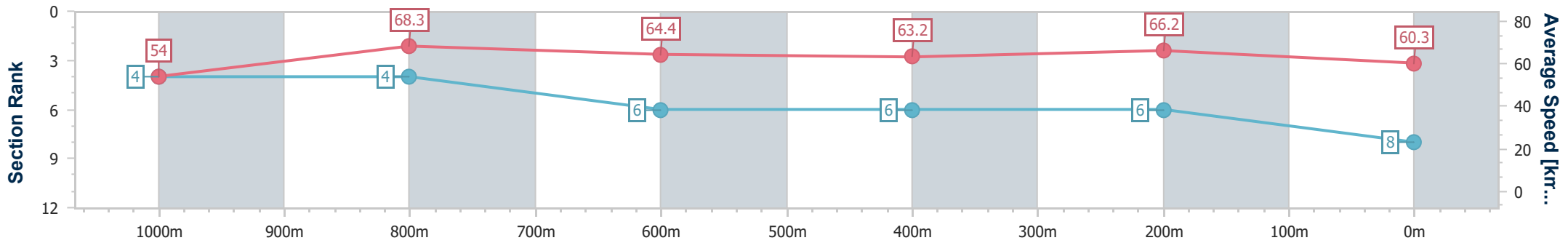
09 November 2024 - 16:02

Track Rating: Good 4, Weather: Fine, Rail Position: +2.5m Entire



BRISBANE RACING CLUB

Section	Overall	1000m	800m	600m	400m	200m
Section Times	1:09.49 [8] (0:13.32)	0:56.17 [4] (0:10.58)	0:45.59 [4] (0:11.23)	0:34.36 [6] (0:11.52)	0:22.84 [6] (0:10.90)	0:11.94 [6] (0:11.94)
Average Speed [km/h]	54.0	68.3	64.4	63.2	66.2	60.3
Top Speed [km/h]	67.2	69.6	66.7	64.1	68.9	66.0
Avg. Dist. to Rail [m]	1.9	1.1	1.9	1.7	1.1	1.1
Avg. Stride Freq. [Hz]	2.3	2.4	2.3	2.3	2.3	2.2
Avg. Stride Length [m]	6.4	8.1	7.9	7.7	7.9	7.5



- [ ] Ranking at each section and finish
- .-.-.- No data available at this section
- NA No data available



Horse/Jockey Name	My Snow Queen
Final Rank	9
Fastest Section Time (Section)	0:10.56 (1000m)
Top Speed [km/h] (Section)	69.4 (1000m)
Race State	Finished



Doomben QLD Professional

Race 7: U&U RECRUITMENT KEITH NOUD - 1200m

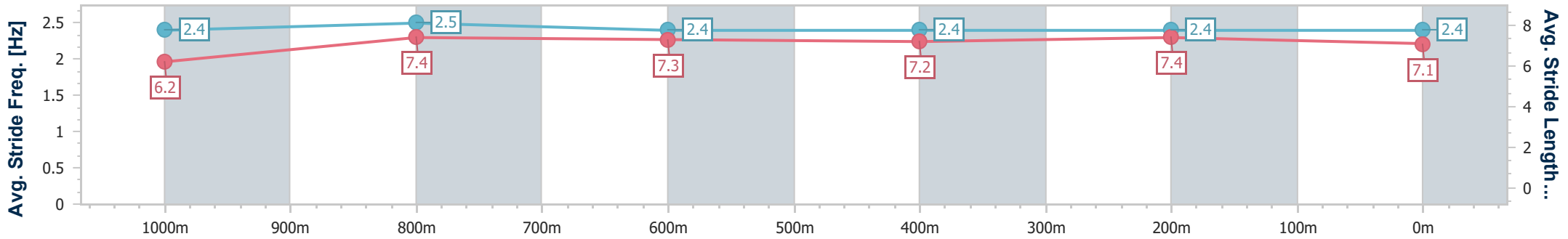
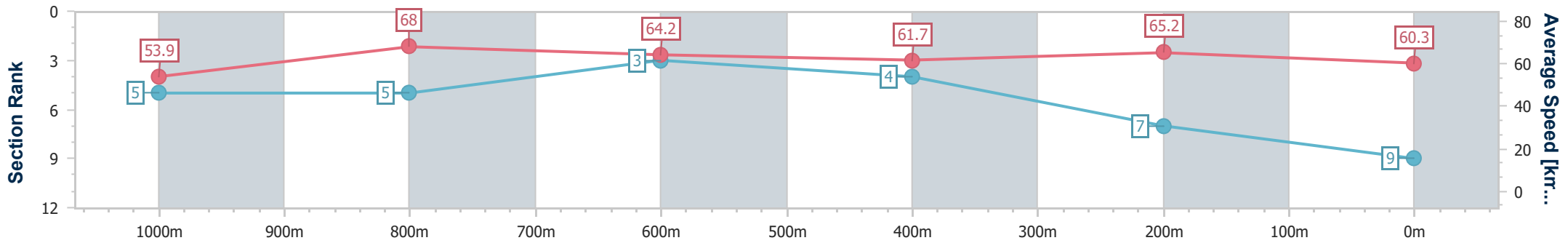
09 November 2024 - 16:02

Track Rating: Good 4, Weather: Fine, Rail Position: +2.5m Entire



BRISBANE RACING CLUB

Section	Overall	1000m	800m	600m	400m	200m
Section Times	1:09.50 [9] (0:13.38)	0:56.12 [5] (0:10.56)	0:45.56 [5] (0:11.04)	0:34.52 [3] (0:11.60)	0:22.92 [4] (0:10.99)	0:11.93 [7] (0:11.93)
Average Speed [km/h]	53.9	68.0	64.2	61.7	65.2	60.3
Top Speed [km/h]	68.1	69.4	66.1	62.5	66.5	66.3
Avg. Dist. to Rail [m]	1.0	1.5	2.5	1.3	2.6	2.4
Avg. Stride Freq. [Hz]	2.4	2.5	2.4	2.4	2.4	2.4
Avg. Stride Length [m]	6.2	7.4	7.3	7.2	7.4	7.1



- [ ] Ranking at each section and finish
- .-.- No data available at this section
- NA No data available



Horse/Jockey Name	At Witz End
Final Rank	10
Fastest Section Time (Section)	0:10.61 (1000m)
Top Speed [km/h] (Section)	69.3 (1000m)
Race State	Finished

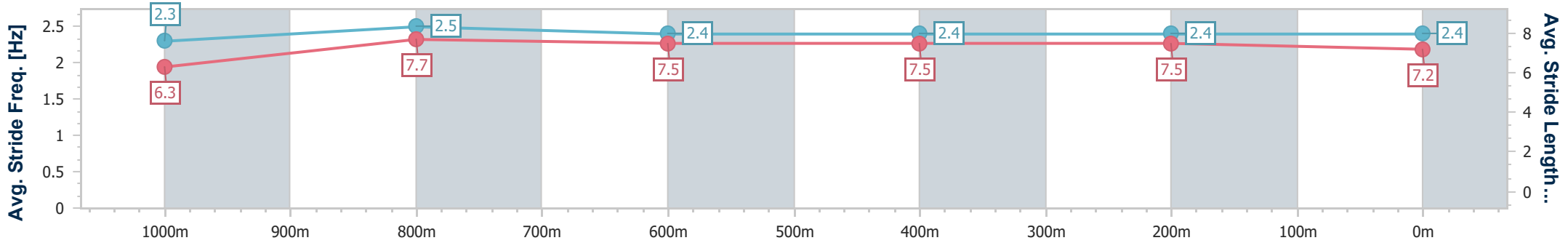
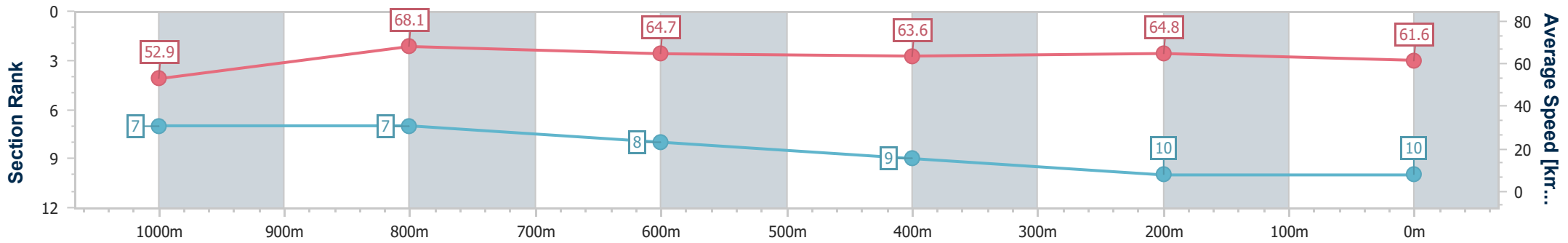


**Doomben QLD Professional**  
**Race 7: U&U RECRUITMENT KEITH NOUD - 1200m**  
 09 November 2024 - 16:02  
 Track Rating: Good 4, Weather: Fine, Rail Position: +2.5m Entire



**BRISBANE**  
RACING CLUB

Section	Overall	1000m	800m	600m	400m	200m
Section Times	1:09.66 [10] (0:13.60)	0:56.06 [7] (0:10.61)	0:45.45 [7] (0:11.21)	0:34.24 [8] (0:11.41)	0:22.83 [9] (0:11.12)	0:11.71 [10] (0:11.71)
Average Speed [km/h]	52.9	68.1	64.7	63.6	64.8	61.6
Top Speed [km/h]	66.8	69.3	68.4	64.7	66.9	64.9
Avg. Dist. to Rail [m]	2.8	0.9	1.2	1.6	3.1	4.4
Avg. Stride Freq. [Hz]	2.3	2.5	2.4	2.4	2.4	2.4
Avg. Stride Length [m]	6.3	7.7	7.5	7.5	7.5	7.2



- [ ] Ranking at each section and finish
- .-.- No data available at this section
- NA No data available