



Doomben QLD Professional
Race 4: CONGRATULATIONS ROBBIE DOLAN BENCHMARK 68
Handicap - 1350m
09 November 2024 - 14:02



BRISBANE
RACING CLUB

Track Rating: Good 4, Weather: Fine, Rail Position: +2.5m Entire

Section		Overall	1200m	1000m	800m	600m	400m	Last 600m				
Field Times		1:20.03 (0:10.88)	1:09.15 (0:10.91)	0:58.24 (0:11.97)	0:46.27 (0:11.80)	0:34.47 (0:11.43)	0:23.04 (0:11.24)	0:34.47				
Rank	TAB Horse/Jockey	Barrier	Top Speed [km/h]	Fastest Section	Distance Travelled [m]							
1	15 RING ME UP Bailey Wheeler	3	66.2 1200m	0:11.02 1200m	1:20.03 [1] (0:11.47)	1:08.56 [7] (0:11.02)	0:57.54 [7] (0:11.68)	0:45.86 [6] (0:11.83)	0:34.03 [6] (0:11.34)	0:22.69 [6] (0:11.16)	0:34.03	
2	1 HE'S HEAVEN Paul Hamblin	21	67.6 1200m	0:10.93 400m	1:20.04 [2] (0:11.58)	1:08.46 [8] (0:11.06)	0:57.40 [9] (0:11.59)	0:45.81 [7] (0:11.99)	0:33.82 [8] (0:11.40)	0:22.42 [9] (0:10.93)	0:33.82	+3
3	18 TAVS Noel Callow	11	66.8 400m	0:10.94 1200m	1:20.13 [3] (0:11.80)	1:08.33 [10] (0:10.94)	0:57.39 [10] (0:11.72)	0:45.67 [9] (0:11.77)	0:33.90 [9] (0:11.32)	0:22.58 [7] (0:11.01)	0:33.90	+3
4	6 EXCEED SPEED Ryan Maloney	4	67.0 1200m	0:10.92 1200m	1:20.15 [4] (0:11.21)	1:08.94 [4] (0:10.92)	0:58.02 [3] (0:11.90)	0:46.12 [5] (0:11.80)	0:34.32 [4] (0:11.39)	0:22.93 [4] (0:11.17)	0:34.32	-2
5	3 MOONAN ME Tahlia Fenlon	5	66.8 1200m	0:10.91 1200m	1:20.25 [5] (0:11.69)	1:08.56 [9] (0:10.91)	0:57.65 [8] (0:11.89)	0:45.76 [10] (0:11.86)	0:33.90 [10] (0:11.32)	0:22.58 [10] (0:11.05)	0:33.90	-1
6	8 BENCOOLEN Ryan Wiggins	2	67.2 1200m	0:10.98 1200m	1:20.27 [6] (0:11.40)	1:08.87 [6] (0:10.98)	0:57.89 [6] (0:11.97)	0:45.92 [8] (0:11.86)	0:34.06 [7] (0:11.35)	0:22.71 [8] (0:11.13)	0:34.06	-4
7	19 ANDERSEN Nikita Beriman	8	68.5 1200m	0:10.88 Overall	1:20.40 [7] (0:10.88)	1:09.52 [1] (0:10.91)	0:58.61 [1] (0:11.97)	0:46.64 [1] (0:11.80)	0:34.84 [1] (0:11.43)	0:23.41 [1] (0:11.24)	0:34.84	-2
8	13 GLORIOUS RUBY Samantha Collett	9	66.8 1200m	0:10.99 1200m	1:20.92 [8] (0:11.03)	1:09.89 [2] (0:10.99)	0:58.90 [2] (0:11.78)	0:47.12 [2] (0:11.90)	0:35.22 [3] (0:11.29)	0:23.93 [2] (0:11.42)	0:35.22	-1
9	7 HALFAHOPE Boris Thornton	20	66.1 1200m	0:11.01 1200m	1:21.08 [9] (0:11.15)	1:09.93 [3] (0:11.01)	0:58.92 [4] (0:11.67)	0:47.25 [3] (0:12.01)	0:35.24 [5] (0:11.47)	0:23.77 [5] (0:11.33)	0:35.24	+4
10	5 BALTRAY Cody Collis	10	67.3 1200m	0:10.89 1200m	1:21.28 [10] (0:11.40)	1:09.88 [5] (0:10.89)	0:58.99 [5] (0:11.69)	0:47.30 [4] (0:11.61)	0:35.69 [2] (0:11.50)	0:24.19 [3] (0:11.44)	0:35.69	+4

Scratched: Invincible Tears (#14), Torabella (#16), Treasurer (#20), Excessive (#17), Five Rings (#21), Bowrider (#2), Lordster (#4), Better Be Nordy (#9), Hydroelectric (#10), Schmooser (#11), Pipistrelle (#12)

[] Ranking at each section and finish
 -:-:- No data available at this section
 NA No data available

SCN Saddle cloth number
 DNF Did not finish
 DNT Did not track



Doomben QLD Professional
Race 4: CONGRATULATIONS ROBBIE DOLAN BENCHMARK 68
Handicap - 1350m
09 November 2024 - 14:02



Track Rating: Good 4, Weather: Fine, Rail Position: +2.5m Entire

Section				200m				Last 600m		
Field Times				0:11.80 (0:11.80)				0:34.47		
Rank	TAB	Horse/Jockey	Barrier	Top Speed [km/h]	Fastest Section	Margin			Distance Travelled [m]	
1	15	RING ME UP Bailey Wheeler	3	66.2 1200m	0:11.02 1200m	0:11.53 [4] (0:11.53)	1:20.03		0:34.03	
2	1	HE'S HEAVEN Paul Hamblin	21	67.6 1200m	0:10.93 400m	0:11.49 [6] (0:11.49)	0.1L		0:33.82	+3
3	18	TAVS Noel Callow	11	66.8 400m	0:10.94 1200m	0:11.57 [7] (0:11.57)	0.6L		0:33.90	+3
4	6	EXCEED SPEED Ryan Maloney	4	67.0 1200m	0:10.92 1200m	0:11.76 [2] (0:11.76)	0.74L		0:34.32	-2
5	3	MOONAN ME Tahlia Fenlon	5	66.8 1200m	0:10.91 1200m	0:11.53 [10] (0:11.53)	1.33L		0:33.90	-1
6	8	BENCOOLEN Ryan Wiggins	2	67.2 1200m	0:10.98 1200m	0:11.58 [9] (0:11.58)	1.43L		0:34.06	-4
7	19	ANDERSEN Nikita Beriman	8	68.5 1200m	0:10.88 Overall	0:12.17 [1] (0:12.17)	2.18L		0:34.84	-2
8	13	GLORIOUS RUBY Samantha Collett	9	66.8 1200m	0:10.99 1200m	0:12.51 [3] (0:12.51)	5.25L		0:35.22	-1
9	7	HALFAHOPE Boris Thornton	20	66.1 1200m	0:11.01 1200m	0:12.44 [8] (0:12.44)	6.17L		0:35.24	+4
10	5	BALTRAY Cody Collis	10	67.3 1200m	0:10.89 1200m	0:12.75 [5] (0:12.75)	7.36L		0:35.69	+4

Scratched: Invisible Tears (#14), Torabella (#16), Treasurer (#20), Excessive (#17), Five Rings (#21), Bowrider (#2), Lordster (#4), Better Be Nordy (#9), Hydroelectric (#10), Schmooser (#11), Pipistrelle (#12)

[] Ranking at each section and finish
 -:-:- No data available at this section
 NA No data available

SCN Saddle cloth number
 DNF Did not finish
 DNT Did not track



Horse/Jockey Name	Ring Me Up
Final Rank	1
Fastest Section Time (Section)	0:11.02 (1200m)
Top Speed [km/h] (Section)	66.2 (1200m)
Race State	Finished

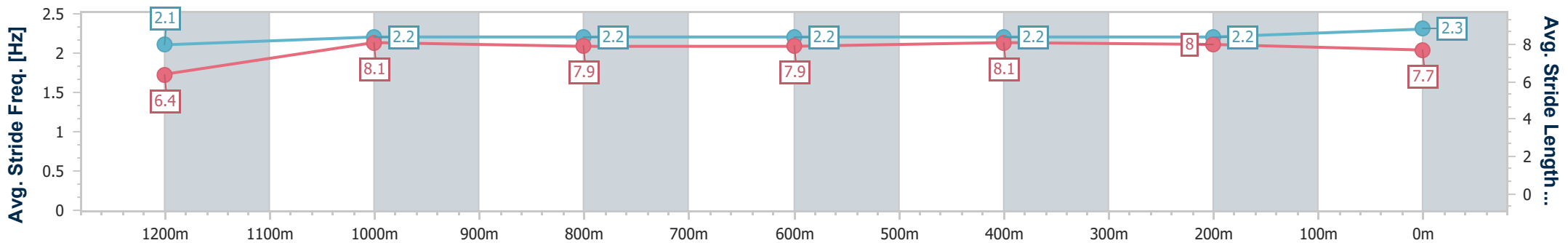
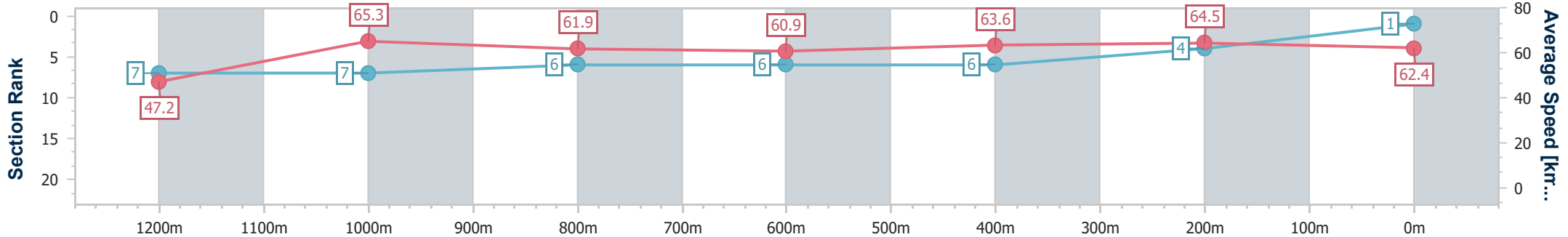


Doomben QLD Professional
Race 4: CONGRATULATIONS ROBBIE DOLAN BENCHMARK 68
 Handicap - 1350m
 09 November 2024 - 14:02
 Track Rating: Good 4, Weather: Fine, Rail Position: +2.5m Entire



BRISBANE
RACING CLUB

Section	Overall	1200m	1000m	800m	600m	400m	200m
Section Times	1:20.03 [1] (0:11.47)	1:08.56 [7] (0:11.02)	0:57.54 [7] (0:11.68)	0:45.86 [6] (0:11.83)	0:34.03 [6] (0:11.34)	0:22.69 [6] (0:11.16)	0:11.53 [4] (0:11.53)
Average Speed [km/h]	47.2	65.3	61.9	60.9	63.6	64.5	62.4
Top Speed [km/h]	64.9	66.2	65.0	63.8	65.3	65.5	64.9
Avg. Dist. to Rail [m]	2.9	1.1	0.9	0.7	0.2	1.4	2.1
Avg. Stride Freq. [Hz]	2.1	2.2	2.2	2.2	2.2	2.2	2.3
Avg. Stride Length [m]	6.4	8.1	7.9	7.9	8.1	8.0	7.7



- [] Ranking at each section and finish
- .-.- No data available at this section
- NA No data available



Horse/Jockey Name	He's Heaven
Final Rank	2
Fastest Section Time (Section)	0:10.93 (400m)
Top Speed [km/h] (Section)	67.6 (1200m)
Race State	Finished

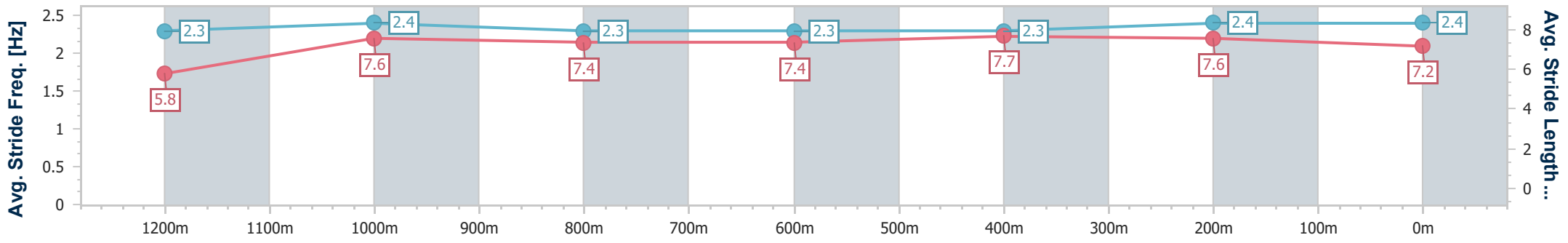
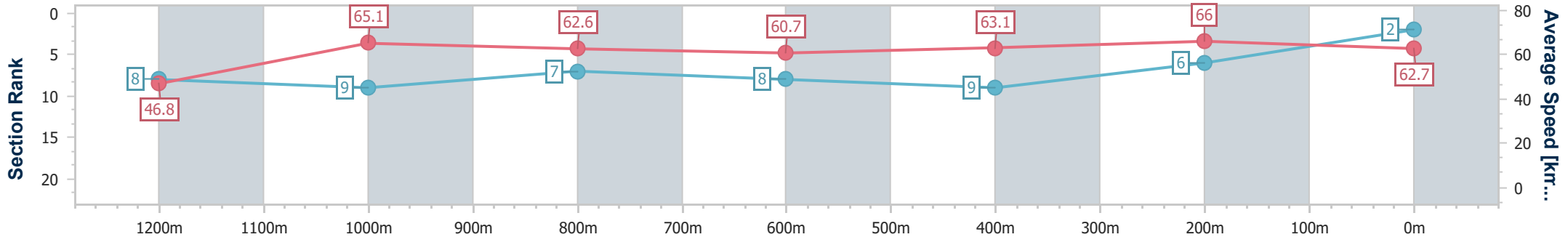


Doomben QLD Professional
Race 4: CONGRATULATIONS ROBBIE DOLAN BENCHMARK 68
 Handicap - 1350m
 09 November 2024 - 14:02
 Track Rating: Good 4, Weather: Fine, Rail Position: +2.5m Entire



BRISBANE
RACING CLUB

Section	Overall	1200m	1000m	800m	600m	400m	200m
Section Times	1:20.04 [2] (0:11.58)	1:08.46 [8] (0:11.06)	0:57.40 [9] (0:11.59)	0:45.81 [7] (0:11.99)	0:33.82 [8] (0:11.40)	0:22.42 [9] (0:10.93)	0:11.49 [6] (0:11.49)
Average Speed [km/h]	46.8	65.1	62.6	60.7	63.1	66.0	62.7
Top Speed [km/h]	66.6	67.6	66.2	62.6	65.2	67.2	66.1
Avg. Dist. to Rail [m]	8.5	3.7	2.5	1.7	0.8	2.4	2.6
Avg. Stride Freq. [Hz]	2.3	2.4	2.3	2.3	2.3	2.4	2.4
Avg. Stride Length [m]	5.8	7.6	7.4	7.4	7.7	7.6	7.2



- [] Ranking at each section and finish
- .-.- No data available at this section
- NA No data available



Horse/Jockey Name	Tavs
Final Rank	3
Fastest Section Time (Section)	0:10.94 (1200m)
Top Speed [km/h] (Section)	66.8 (400m)
Race State	Finished



Doomben QLD Professional
Race 4: CONGRATULATIONS ROBBIE DOLAN BENCHMARK 68
 Handicap - 1350m

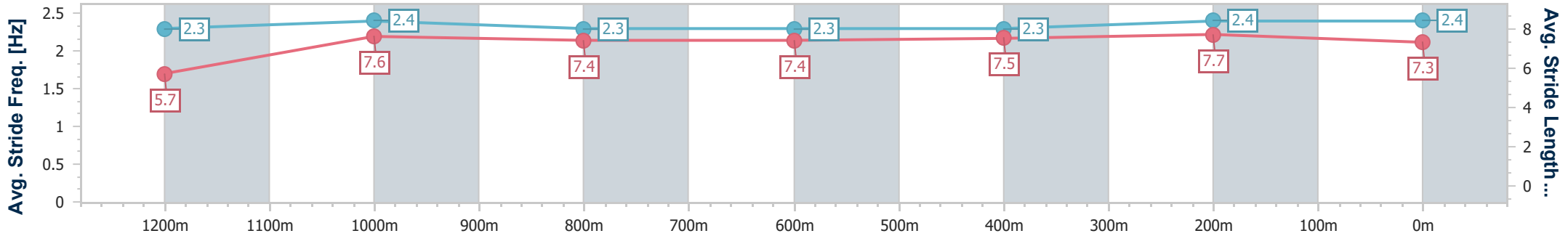
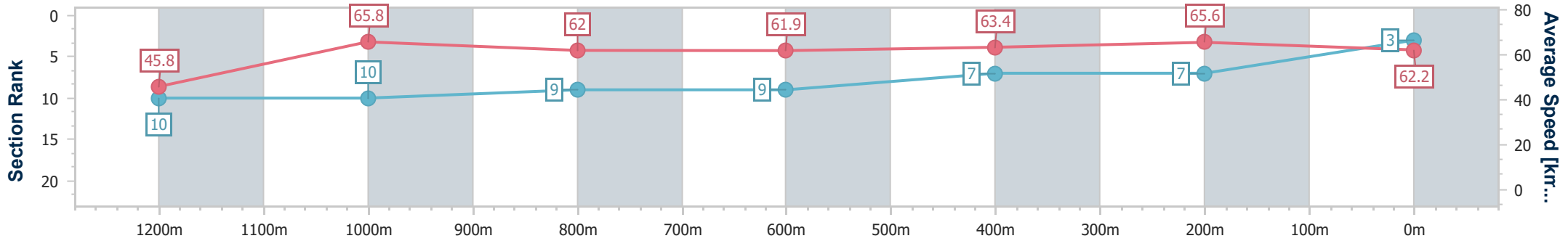


BRISBANE
RACING CLUB

09 November 2024 - 14:02

Track Rating: Good 4, Weather: Fine, Rail Position: +2.5m Entire

Section	Overall	1200m	1000m	800m	600m	400m	200m
Section Times	1:20.13 [3] (0:11.80)	1:08.33 [10] (0:10.94)	0:57.39 [10] (0:11.72)	0:45.67 [9] (0:11.77)	0:33.90 [9] (0:11.32)	0:22.58 [7] (0:11.01)	0:11.57 [7] (0:11.57)
Average Speed [km/h]	45.8	65.8	62.0	61.9	63.4	65.6	62.2
Top Speed [km/h]	64.2	66.5	66.0	63.8	64.3	66.8	64.1
Avg. Dist. to Rail [m]	6.5	1.9	3.2	2.0	0.5	1.6	3.1
Avg. Stride Freq. [Hz]	2.3	2.4	2.3	2.3	2.3	2.4	2.4
Avg. Stride Length [m]	5.7	7.6	7.4	7.4	7.5	7.7	7.3



- [] Ranking at each section and finish
- .-.- No data available at this section
- NA No data available



Horse/Jockey Name	Exceed Speed
Final Rank	4
Fastest Section Time (Section)	0:10.92 (1200m)
Top Speed [km/h] (Section)	67.0 (1200m)
Race State	Finished

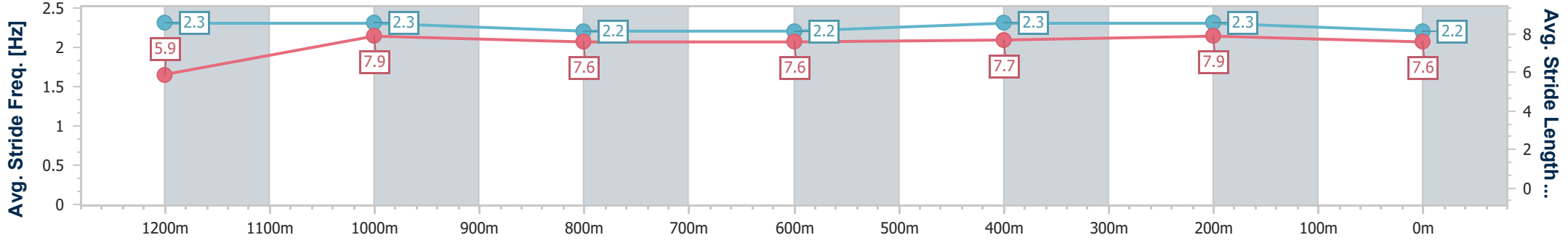
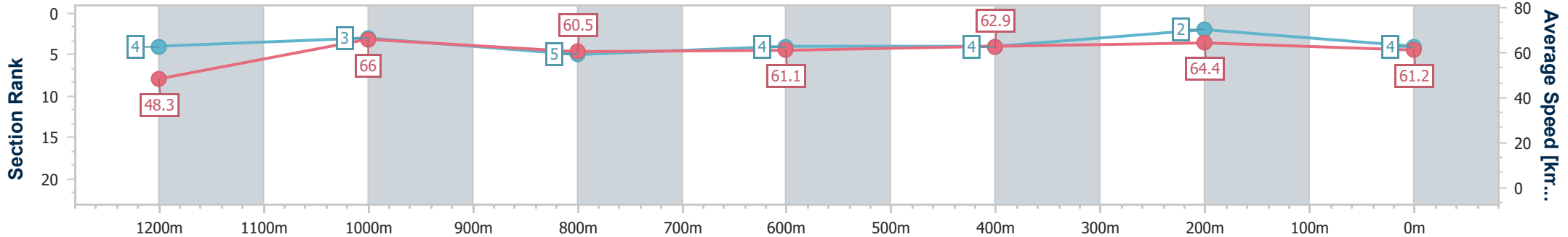


Doomben QLD Professional
Race 4: CONGRATULATIONS ROBBIE DOLAN BENCHMARK 68
 Handicap - 1350m
 09 November 2024 - 14:02
 Track Rating: Good 4, Weather: Fine, Rail Position: +2.5m Entire



BRISBANE
RACING CLUB

Section	Overall	1200m	1000m	800m	600m	400m	200m
Section Times	1:20.15 [4] (0:11.21)	1:08.94 [4] (0:10.92)	0:58.02 [3] (0:11.90)	0:46.12 [5] (0:11.80)	0:34.32 [4] (0:11.39)	0:22.93 [4] (0:11.17)	0:11.76 [2] (0:11.76)
Average Speed [km/h]	48.3	66.0	60.5	61.1	62.9	64.4	61.2
Top Speed [km/h]	64.7	67.0	63.7	63.2	63.4	64.9	64.3
Avg. Dist. to Rail [m]	3.6	0.7	0.6	0.2	0.6	0.7	1.3
Avg. Stride Freq. [Hz]	2.3	2.3	2.2	2.2	2.3	2.3	2.2
Avg. Stride Length [m]	5.9	7.9	7.6	7.6	7.7	7.9	7.6



- [] Ranking at each section and finish
- .-.- No data available at this section
- NA No data available



Horse/Jockey Name	Moonan Me
Final Rank	5
Fastest Section Time (Section)	0:10.91 (1200m)
Top Speed [km/h] (Section)	66.8 (1200m)
Race State	Finished

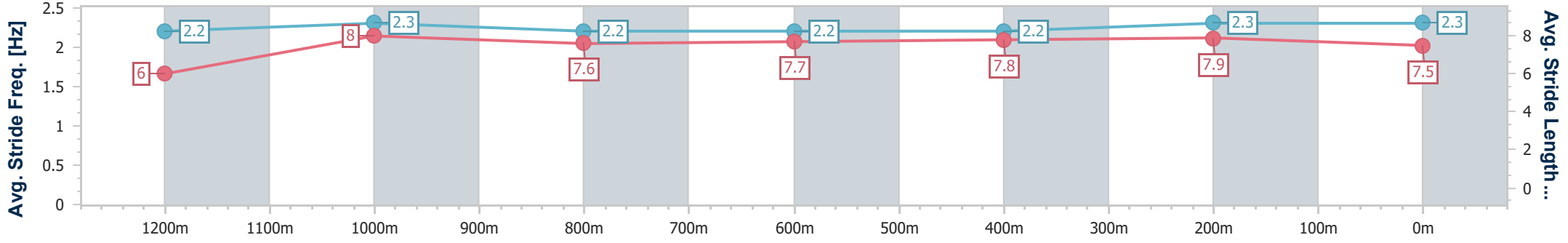
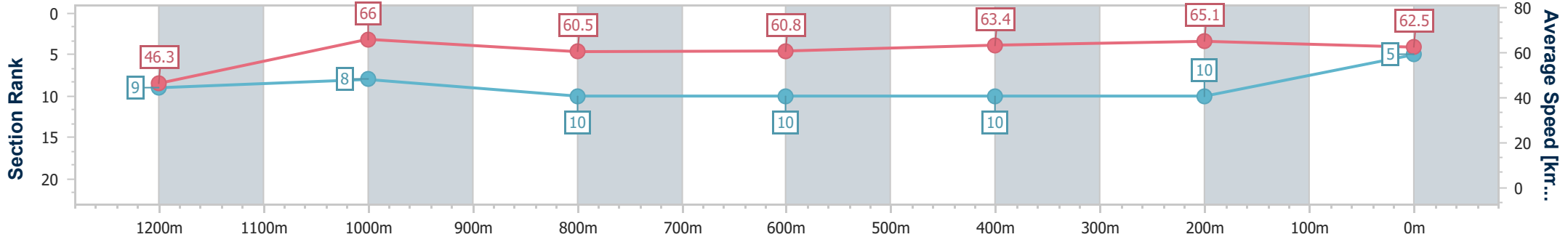


Doomben QLD Professional
Race 4: CONGRATULATIONS ROBBIE DOLAN BENCHMARK 68
 Handicap - 1350m
 09 November 2024 - 14:02
 Track Rating: Good 4, Weather: Fine, Rail Position: +2.5m Entire



BRISBANE
RACING CLUB

Section	Overall	1200m	1000m	800m	600m	400m	200m
Section Times	1:20.25 [5] (0:11.69)	1:08.56 [9] (0:10.91)	0:57.65 [8] (0:11.89)	0:45.76 [10] (0:11.86)	0:33.90 [10] (0:11.32)	0:22.58 [10] (0:11.05)	0:11.53 [10] (0:11.53)
Average Speed [km/h]	46.3	66.0	60.5	60.8	63.4	65.1	62.5
Top Speed [km/h]	64.1	66.8	65.6	63.8	63.8	66.4	65.0
Avg. Dist. to Rail [m]	3.5	0.6	0.1	0.1	0.6	2.7	4.7
Avg. Stride Freq. [Hz]	2.2	2.3	2.2	2.2	2.2	2.3	2.3
Avg. Stride Length [m]	6.0	8.0	7.6	7.7	7.8	7.9	7.5



- [] Ranking at each section and finish
- .-.- No data available at this section
- NA No data available



Horse/Jockey Name	Bencoolen
Final Rank	6
Fastest Section Time (Section)	0:10.98 (1200m)
Top Speed [km/h] (Section)	67.2 (1200m)
Race State	Finished

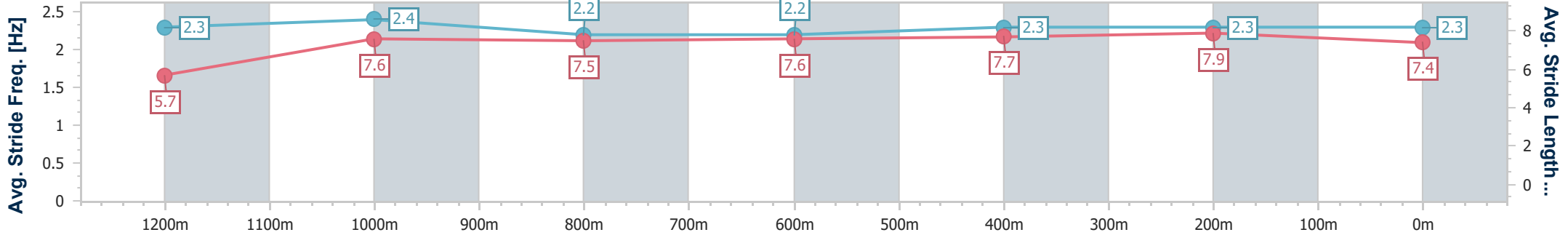
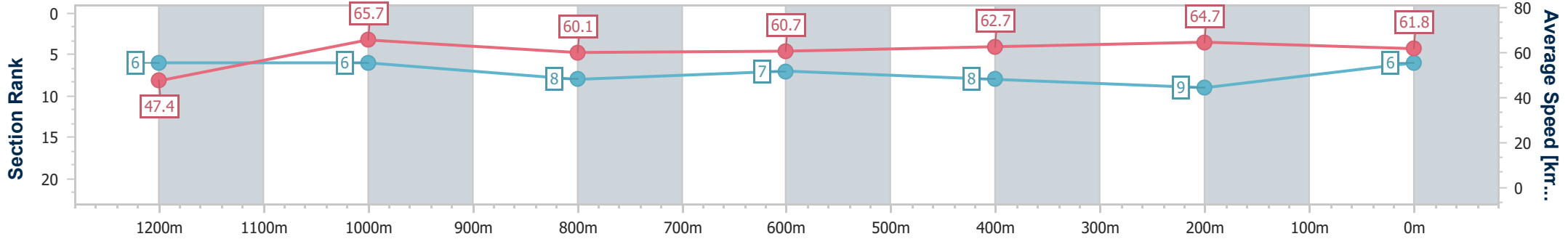


Doomben QLD Professional
Race 4: CONGRATULATIONS ROBBIE DOLAN BENCHMARK 68
 Handicap - 1350m
 09 November 2024 - 14:02
 Track Rating: Good 4, Weather: Fine, Rail Position: +2.5m Entire



BRISBANE
RACING CLUB

Section	Overall	1200m	1000m	800m	600m	400m	200m
Section Times	1:20.27 [6] (0:11.40)	1:08.87 [6] (0:10.98)	0:57.89 [6] (0:11.97)	0:45.92 [8] (0:11.86)	0:34.06 [7] (0:11.35)	0:22.71 [8] (0:11.13)	0:11.58 [9] (0:11.58)
Average Speed [km/h]	47.4	65.7	60.1	60.7	62.7	64.7	61.8
Top Speed [km/h]	63.5	67.2	64.3	63.3	63.7	65.3	65.5
Avg. Dist. to Rail [m]	1.6	0.2	0.8	0.6	1.6	0.9	0.8
Avg. Stride Freq. [Hz]	2.3	2.4	2.2	2.2	2.3	2.3	2.3
Avg. Stride Length [m]	5.7	7.6	7.5	7.6	7.7	7.9	7.4



- [] Ranking at each section and finish
- .-.- No data available at this section
- NA No data available



Horse/Jockey Name	Andersen
Final Rank	7
Fastest Section Time (Section)	0:10.88 (Overall)
Top Speed [km/h] (Section)	68.5 (1200m)
Race State	Finished

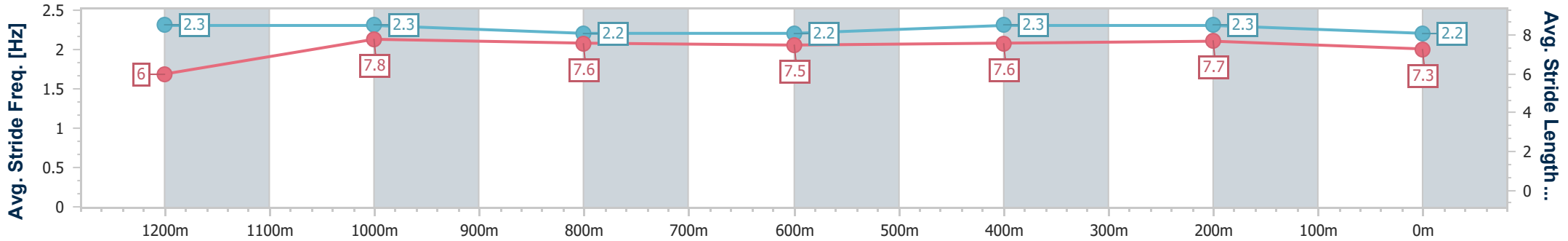
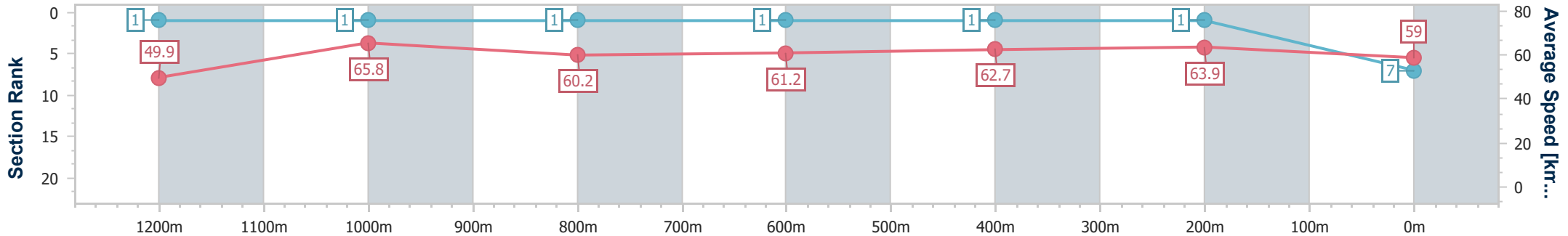


Doomben QLD Professional
Race 4: CONGRATULATIONS ROBBIE DOLAN BENCHMARK 68
 Handicap - 1350m
 09 November 2024 - 14:02
 Track Rating: Good 4, Weather: Fine, Rail Position: +2.5m Entire



BRISBANE
RACING CLUB

Section	Overall	1200m	1000m	800m	600m	400m	200m
Section Times	1:20.40 [7] (0:10.88)	1:09.52 [1] (0:10.91)	0:58.61 [1] (0:11.97)	0:46.64 [1] (0:11.80)	0:34.84 [1] (0:11.43)	0:23.41 [1] (0:11.24)	0:12.17 [1] (0:12.17)
Average Speed [km/h]	49.9	65.8	60.2	61.2	62.7	63.9	59.0
Top Speed [km/h]	66.8	68.5	62.9	62.9	63.1	64.8	62.7
Avg. Dist. to Rail [m]	5.1	1.2	0.4	0.2	0.7	1.5	0.5
Avg. Stride Freq. [Hz]	2.3	2.3	2.2	2.2	2.3	2.3	2.2
Avg. Stride Length [m]	6.0	7.8	7.6	7.5	7.6	7.7	7.3



- [] Ranking at each section and finish
- .-.- No data available at this section
- NA No data available



Horse/Jockey Name	Glorious Ruby
Final Rank	8
Fastest Section Time (Section)	0:10.99 (1200m)
Top Speed [km/h] (Section)	66.8 (1200m)
Race State	Finished

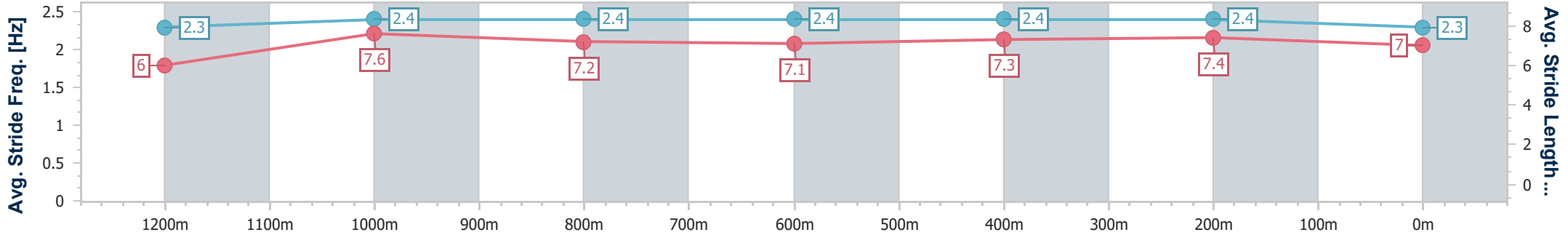
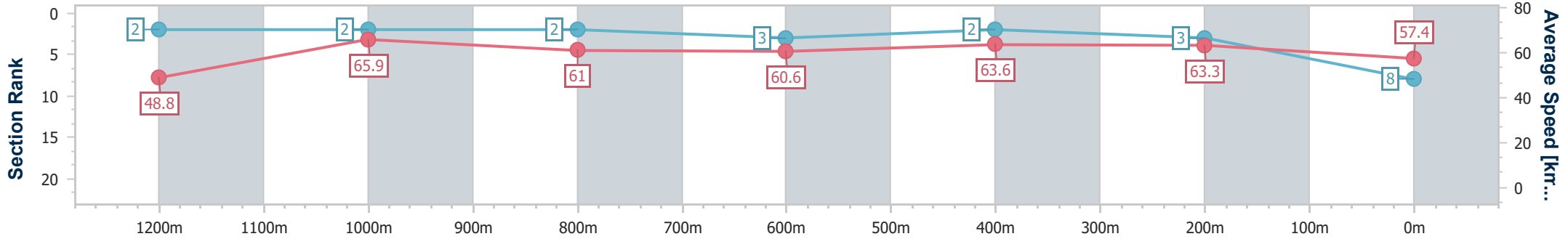


Doomben QLD Professional
Race 4: CONGRATULATIONS ROBBIE DOLAN BENCHMARK 68
 Handicap - 1350m
 09 November 2024 - 14:02
 Track Rating: Good 4, Weather: Fine, Rail Position: +2.5m Entire



BRISBANE
RACING CLUB

Section	Overall	1200m	1000m	800m	600m	400m	200m
Section Times	1:20.92 [8] (0:11.03)	1:09.89 [2] (0:10.99)	0:58.90 [2] (0:11.78)	0:47.12 [2] (0:11.90)	0:35.22 [3] (0:11.29)	0:23.93 [2] (0:11.42)	0:12.51 [3] (0:12.51)
Average Speed [km/h]	48.8	65.9	61.0	60.6	63.6	63.3	57.4
Top Speed [km/h]	65.5	66.8	63.2	62.7	65.0	64.2	60.3
Avg. Dist. to Rail [m]	5.8	0.9	0.4	0.7	0.3	0.8	1.0
Avg. Stride Freq. [Hz]	2.3	2.4	2.4	2.4	2.4	2.4	2.3
Avg. Stride Length [m]	6.0	7.6	7.2	7.1	7.3	7.4	7.0



- [] Ranking at each section and finish
- .-.- No data available at this section
- NA No data available



Horse/Jockey Name	Halfahope
Final Rank	9
Fastest Section Time (Section)	0:11.01 (1200m)
Top Speed [km/h] (Section)	66.1 (1200m)
Race State	Finished

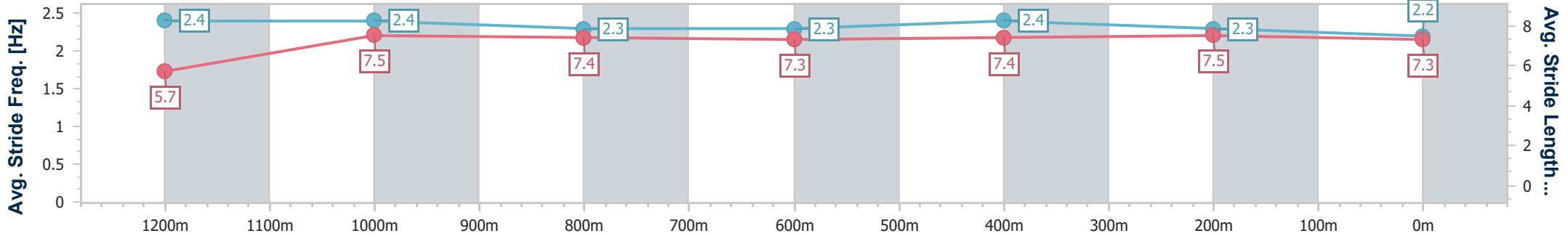
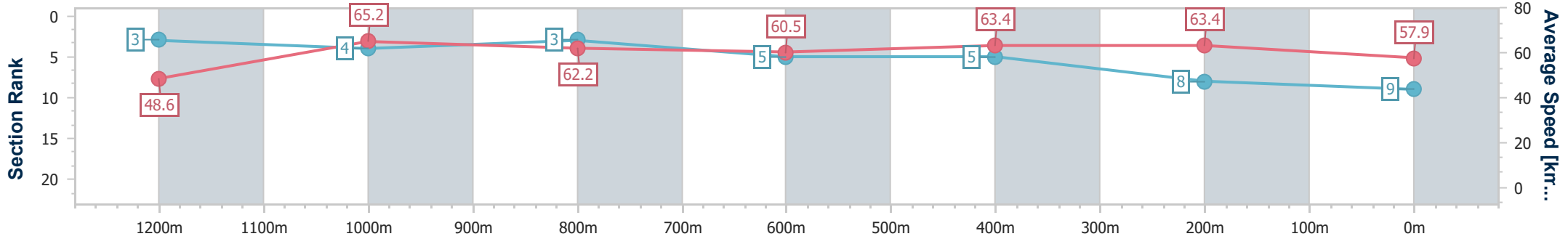


Doomben QLD Professional
Race 4: CONGRATULATIONS ROBBIE DOLAN BENCHMARK 68
 Handicap - 1350m
 09 November 2024 - 14:02
 Track Rating: Good 4, Weather: Fine, Rail Position: +2.5m Entire



BRISBANE
RACING CLUB

Section	Overall	1200m	1000m	800m	600m	400m	200m
Section Times	1:21.08 [9] (0:11.15)	1:09.93 [3] (0:11.01)	0:58.92 [4] (0:11.67)	0:47.25 [3] (0:12.01)	0:35.24 [5] (0:11.47)	0:23.77 [5] (0:11.33)	0:12.44 [8] (0:12.44)
Average Speed [km/h]	48.6	65.2	62.2	60.5	63.4	63.4	57.9
Top Speed [km/h]	65.7	66.1	64.1	62.9	64.0	64.5	61.0
Avg. Dist. to Rail [m]	7.6	2.1	2.1	1.9	1.3	1.6	3.8
Avg. Stride Freq. [Hz]	2.4	2.4	2.3	2.3	2.4	2.3	2.2
Avg. Stride Length [m]	5.7	7.5	7.4	7.3	7.4	7.5	7.3



- [] Ranking at each section and finish
- .-.- No data available at this section
- NA No data available



Horse/Jockey Name	Baltray
Final Rank	10
Fastest Section Time (Section)	0:10.89 (1200m)
Top Speed [km/h] (Section)	67.3 (1200m)
Race State	Finished



Doomben QLD Professional
 Race 4: CONGRATULATIONS ROBBIE DOLAN BENCHMARK 68
 Handicap - 1350m

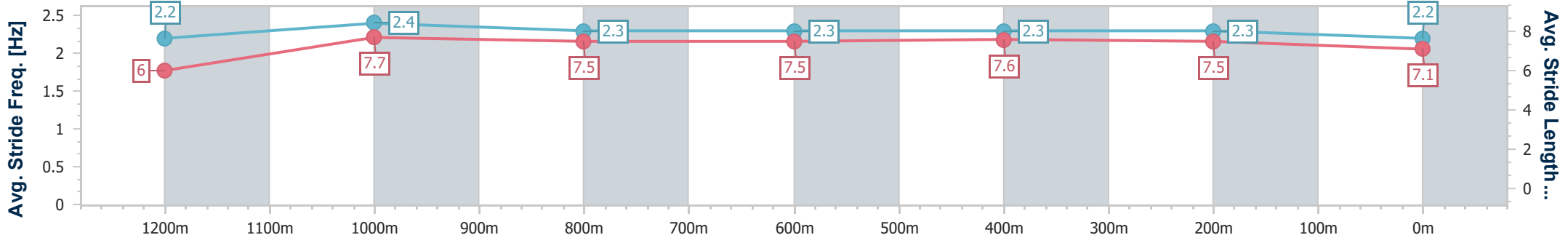
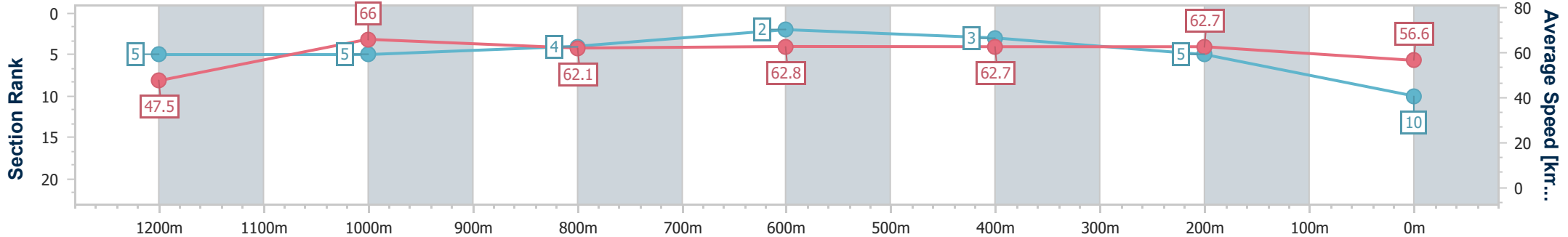


BRISBANE
 RACING CLUB

09 November 2024 - 14:02

Track Rating: Good 4, Weather: Fine, Rail Position: +2.5m Entire

Section	Overall	1200m	1000m	800m	600m	400m	200m
Section Times	1:21.28 [10] (0:11.40)	1:09.88 [5] (0:10.89)	0:58.99 [5] (0:11.69)	0:47.30 [4] (0:11.61)	0:35.69 [2] (0:11.50)	0:24.19 [3] (0:11.44)	0:12.75 [5] (0:12.75)
Average Speed [km/h]	47.5	66.0	62.1	62.8	62.7	62.7	56.6
Top Speed [km/h]	65.7	67.3	65.1	64.5	63.8	64.2	60.4
Avg. Dist. to Rail [m]	6.2	2.2	2.1	2.7	0.6	0.5	0.5
Avg. Stride Freq. [Hz]	2.2	2.4	2.3	2.3	2.3	2.3	2.2
Avg. Stride Length [m]	6.0	7.7	7.5	7.5	7.6	7.5	7.1



- [] Ranking at each section and finish
- .-.- No data available at this section
- NA No data available