



Doomben QLD Professional

Race 1: OFFICIATING AT AQUIS QTIS Two-Year-Old Handicap - 1110m

09 November 2024 - 12:08



BRISBANE
RACING CLUB

Track Rating: Good 4, Weather: Fine, Rail Position: +2.5m Entire

Section		Overall	1000m	800m	600m	400m	200m	Last 600m					
Field Times		1:05.25 (0:08.44)	0:56.81 (0:10.73)	0:46.08 (0:11.28)	0:34.80 (0:11.47)	0:23.33 (0:11.26)	0:12.07 (0:12.07)	0:34.80					
Rank	TAB Horse/Jockey	Barrier	Top Speed [km/h]	Fastest Section	Margin						Distance Travelled [m]		
1	1 SECRET SORT Cody Collis	1	67.5 1000m	0:08.53 Overall	1:05.25 [1] (0:08.53)	0:56.72 [2] (0:11.01)	0:45.71 [2] (0:11.38)	0:34.33 [3] (0:11.13)	0:23.20 [2] (0:11.27)	0:11.93 [2] (0:11.93)	1:05.25	0:34.33	
2	6 CANOODLING Angela Jones	5	68.9 1000m	0:08.44 Overall	1:05.55 [2] (0:08.44)	0:57.11 [1] (0:10.73)	0:46.38 [1] (0:11.28)	0:35.10 [1] (0:11.47)	0:23.63 [1] (0:11.26)	0:12.37 [1] (0:12.37)	1.76L	0:35.10	+9
3	8 EGYPTIAN GODDESS Samantha Collett	7	67.8 1000m	0:09.22 Overall	1:06.07 [3] (0:09.22)	0:56.85 [8] (0:10.87)	0:45.98 [7] (0:11.35)	0:34.63 [7] (0:11.68)	0:22.95 [7] (0:11.30)	0:11.65 [5] (0:11.65)	4.85L	0:34.63	+16
4	4 DESTINYS SUMMIT Andrew Mallyon	3	66.9 1000m	0:08.97 Overall	1:06.07 [4] (0:08.97)	0:57.10 [6] (0:10.93)	0:46.17 [5] (0:11.30)	0:34.87 [5] (0:11.59)	0:23.28 [3] (0:11.36)	0:11.92 [3] (0:11.92)	4.87L	0:34.87	+10
5	7 ANGEL'S TRUMPET Nathan Thomas	2	68.2 1000m	0:08.72 Overall	1:06.21 [5] (0:08.72)	0:57.49 [3] (0:10.91)	0:46.58 [3] (0:11.28)	0:35.30 [2] (0:11.93)	0:23.37 [5] (0:11.41)	0:11.96 [4] (0:11.96)	5.68L	0:35.30	+14
6	9 DESTINYS PINNACLE Cejay Graham	4	66.1 1000m	0:08.84 Overall	1:07.81 [6] (0:08.84)	0:58.97 [4] (0:11.11)	0:47.86 [6] (0:11.42)	0:36.44 [6] (0:11.66)	0:24.78 [6] (0:11.66)	0:13.12 [7] (0:13.12)	15.06L	0:36.44	+15
7	5 OKANUI Boris Thornton	6	67.8 1000m	0:08.86 Overall	1:08.08 [7] (0:08.86)	0:59.22 [5] (0:10.93)	0:48.29 [4] (0:11.35)	0:36.94 [4] (0:11.65)	0:25.29 [4] (0:11.87)	0:13.42 [6] (0:13.42)	16.64L	0:36.94	+12
8	2 GLAD I MET YOU Mark Du Plessis	8	68.5 1000m	0:09.13 Overall	1:08.77 [8] (0:09.13)	0:59.64 [7] (0:10.99)	0:48.65 [8] (0:11.56)	0:37.09 [8] (0:11.67)	0:25.42 [8] (0:11.87)	0:13.55 [8] (0:13.55)	20.71L	0:37.09	+17

Scratched: Mr Democrat (#3)

[] Ranking at each section and finish
 -:-:- No data available at this section
 NA No data available

SCN Saddle cloth number
 DNF Did not finish
 DNT Did not track



Horse/Jockey Name	Secret Sort
Final Rank	1
Fastest Section Time (Section)	0:08.53 (Overall)
Top Speed [km/h] (Section)	67.5 (1000m)
Race State	Finished

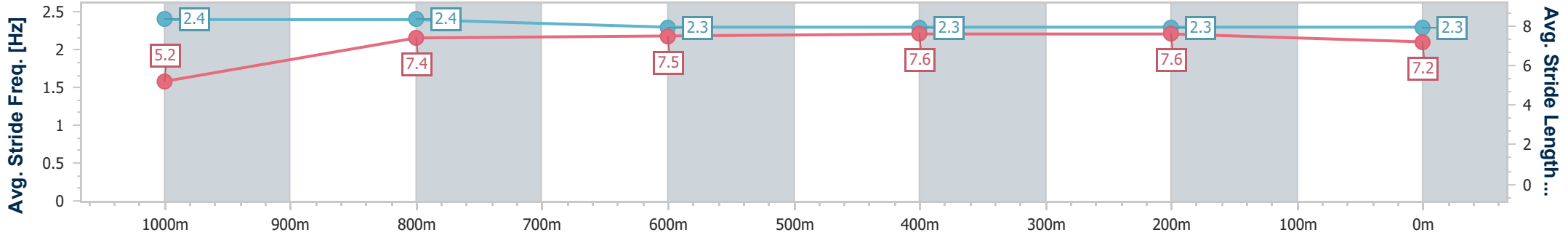
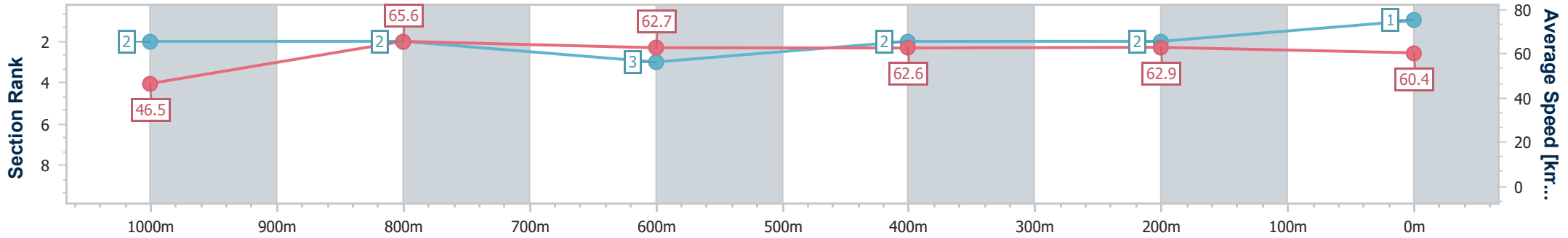


Doomben QLD Professional
Race 1: OFFICIATING AT AQUIS QTIS Two-Year-Old Handicap - 1110m
 09 November 2024 - 12:08
 Track Rating: Good 4, Weather: Fine, Rail Position: +2.5m Entire



BRISBANE
RACING CLUB

Section	Overall	1000m	800m	600m	400m	200m
Section Times	1:05.25 [1] (0:08.53)	0:56.72 [2] (0:11.01)	0:45.71 [2] (0:11.38)	0:34.33 [3] (0:11.13)	0:23.20 [2] (0:11.27)	0:11.93 [2] (0:11.93)
Average Speed [km/h]	46.5	65.6	62.7	62.6	62.9	60.4
Top Speed [km/h]	64.7	67.5	64.0	63.0	63.7	62.8
Avg. Dist. to Rail [m]	1.2	0.9	2.0	5.9	6.0	3.6
Avg. Stride Freq. [Hz]	2.4	2.4	2.3	2.3	2.3	2.3
Avg. Stride Length [m]	5.2	7.4	7.5	7.6	7.6	7.2



- [] Ranking at each section and finish
- .-.- No data available at this section
- NA No data available



Horse/Jockey Name	Canoodling
Final Rank	2
Fastest Section Time (Section)	0:08.44 (Overall)
Top Speed [km/h] (Section)	68.9 (1000m)
Race State	Finished

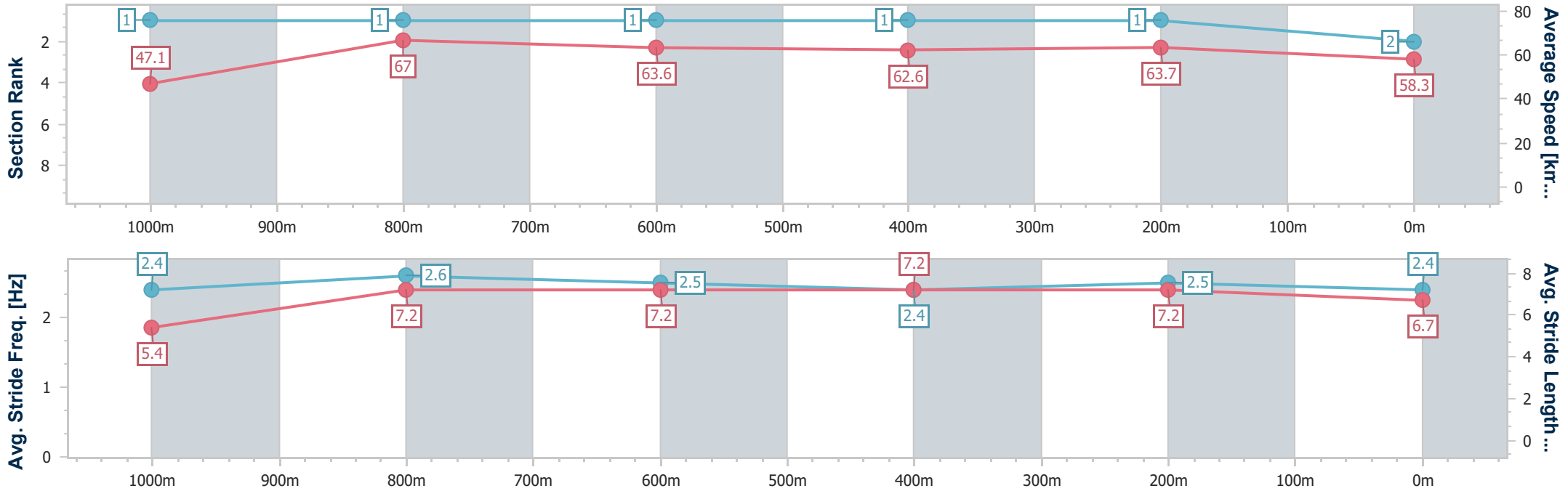


Doomben QLD Professional
Race 1: OFFICIATING AT AQUIS QTIS Two-Year-Old Handicap - 1110m
09 November 2024 - 12:08
Track Rating: Good 4, Weather: Fine, Rail Position: +2.5m Entire



BRISBANE
RACING CLUB

Section	Overall	1000m	800m	600m	400m	200m
Section Times	1:05.55 [2] (0:08.44)	0:57.11 [1] (0:10.73)	0:46.38 [1] (0:11.28)	0:35.10 [1] (0:11.47)	0:23.63 [1] (0:11.26)	0:12.37 [1] (0:12.37)
Average Speed [km/h]	47.1	67.0	63.6	62.6	63.7	58.3
Top Speed [km/h]	68.0	68.9	65.2	63.6	64.6	62.6
Avg. Dist. to Rail [m]	4.1	0.2	0.5	0.8	0.5	0.2
Avg. Stride Freq. [Hz]	2.4	2.6	2.5	2.4	2.5	2.4
Avg. Stride Length [m]	5.4	7.2	7.2	7.2	7.2	6.7



- [] Ranking at each section and finish
- .-.- No data available at this section
- NA No data available



Horse/Jockey Name	Egyptian Goddess
Final Rank	3
Fastest Section Time (Section)	0:09.22 (Overall)
Top Speed [km/h] (Section)	67.8 (1000m)
Race State	Finished

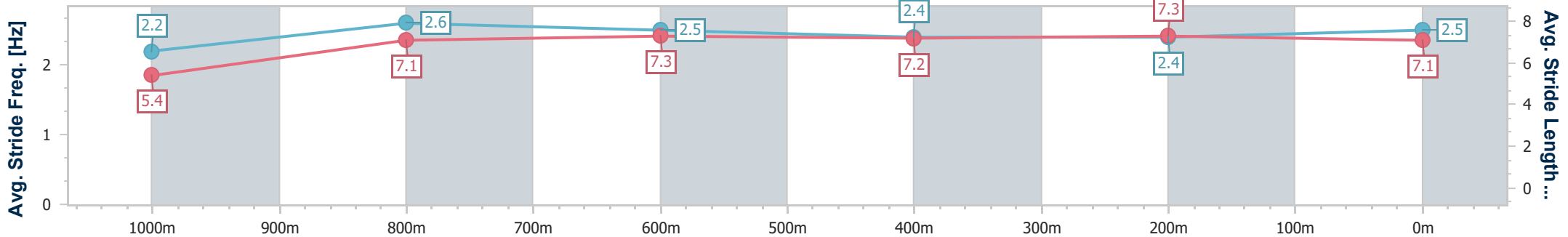
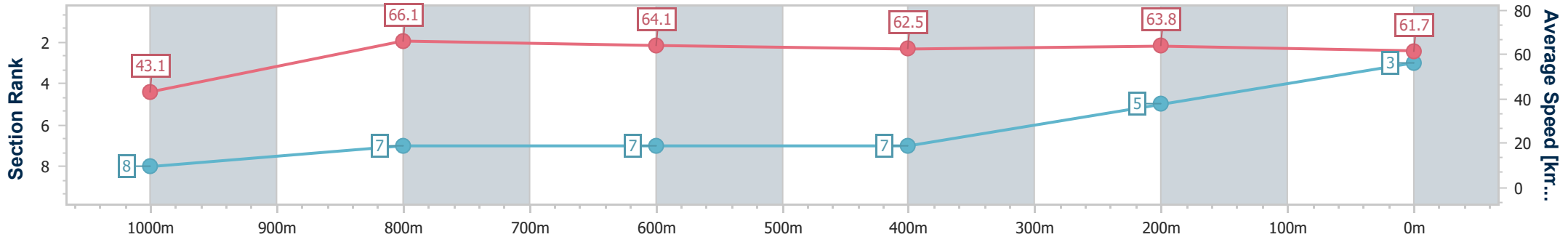


Doomben QLD Professional
Race 1: OFFICIATING AT AQUIS QTIS Two-Year-Old Handicap - 1110m
09 November 2024 - 12:08
Track Rating: Good 4, Weather: Fine, Rail Position: +2.5m Entire



BRISBANE
RACING CLUB

Section	Overall	1000m	800m	600m	400m	200m
Section Times	1:06.07 [3] (0:09.22)	0:56.85 [8] (0:10.87)	0:45.98 [7] (0:11.35)	0:34.63 [7] (0:11.68)	0:22.95 [7] (0:11.30)	0:11.65 [5] (0:11.65)
Average Speed [km/h]	43.1	66.1	64.1	62.5	63.8	61.7
Top Speed [km/h]	62.8	67.8	66.3	66.0	65.4	62.7
Avg. Dist. to Rail [m]	5.8	0.3	1.7	2.5	0.8	3.5
Avg. Stride Freq. [Hz]	2.2	2.6	2.5	2.4	2.4	2.5
Avg. Stride Length [m]	5.4	7.1	7.3	7.2	7.3	7.1



- [] Ranking at each section and finish
- .-.- No data available at this section
- NA No data available



Horse/Jockey Name	Destinys Summit
Final Rank	4
Fastest Section Time (Section)	0:08.97 (Overall)
Top Speed [km/h] (Section)	66.9 (1000m)
Race State	Finished

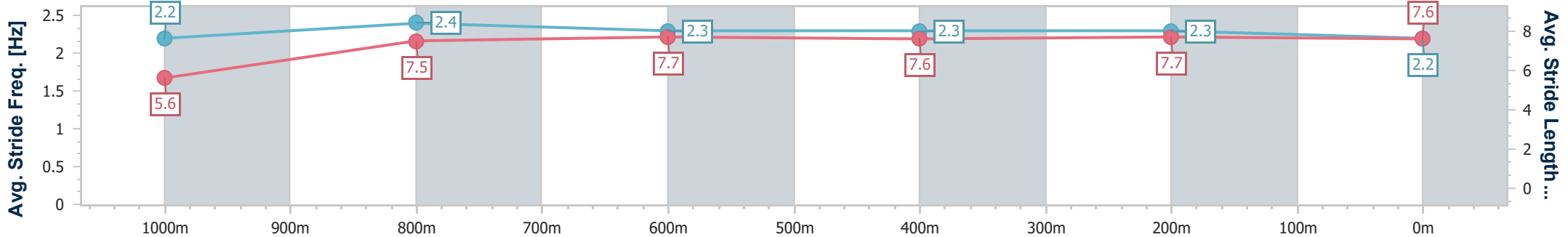
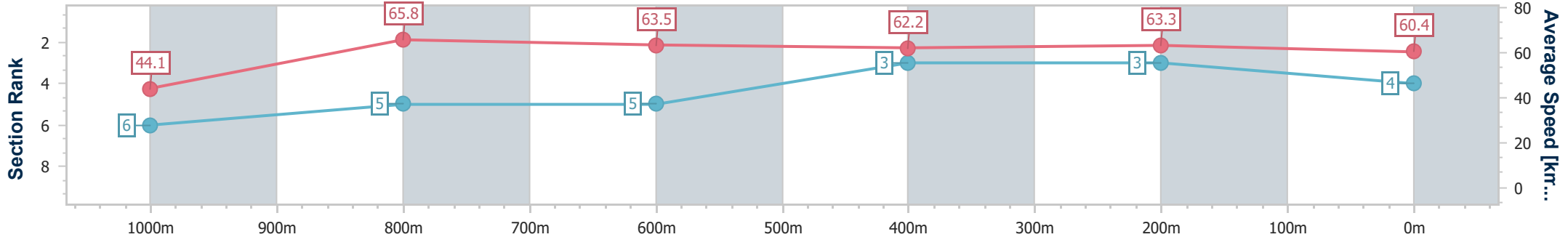


Doomben QLD Professional
Race 1: OFFICIATING AT AQUIS QTIS Two-Year-Old Handicap - 1110m
09 November 2024 - 12:08
Track Rating: Good 4, Weather: Fine, Rail Position: +2.5m Entire



BRISBANE
RACING CLUB

Section	Overall	1000m	800m	600m	400m	200m
Section Times	1:06.07 [4] (0:08.97)	0:57.10 [6] (0:10.93)	0:46.17 [5] (0:11.30)	0:34.87 [5] (0:11.59)	0:23.28 [3] (0:11.36)	0:11.92 [3] (0:11.92)
Average Speed [km/h]	44.1	65.8	63.5	62.2	63.3	60.4
Top Speed [km/h]	64.1	66.9	65.7	65.4	64.1	63.1
Avg. Dist. to Rail [m]	2.9	0.5	0.6	0.5	0.3	0.4
Avg. Stride Freq. [Hz]	2.2	2.4	2.3	2.3	2.3	2.2
Avg. Stride Length [m]	5.6	7.5	7.7	7.6	7.7	7.6



- [] Ranking at each section and finish
- .-.- No data available at this section
- NA No data available



Horse/Jockey Name	Angel's Trumpet
Final Rank	5
Fastest Section Time (Section)	0:08.72 (Overall)
Top Speed [km/h] (Section)	68.2 (1000m)
Race State	Finished

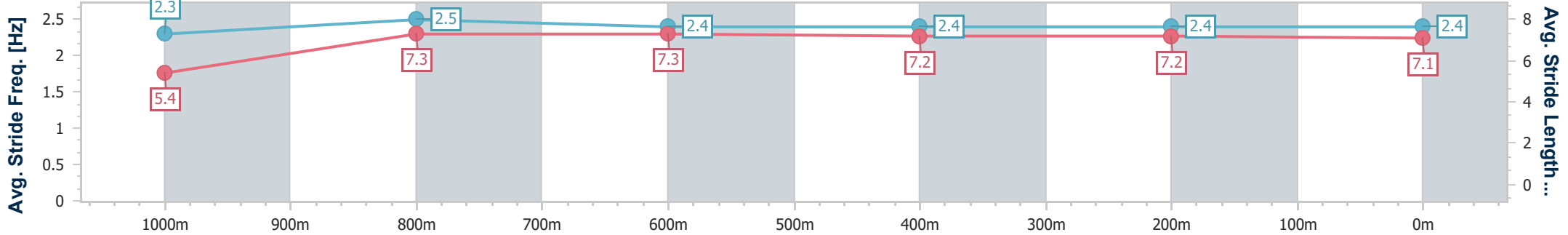
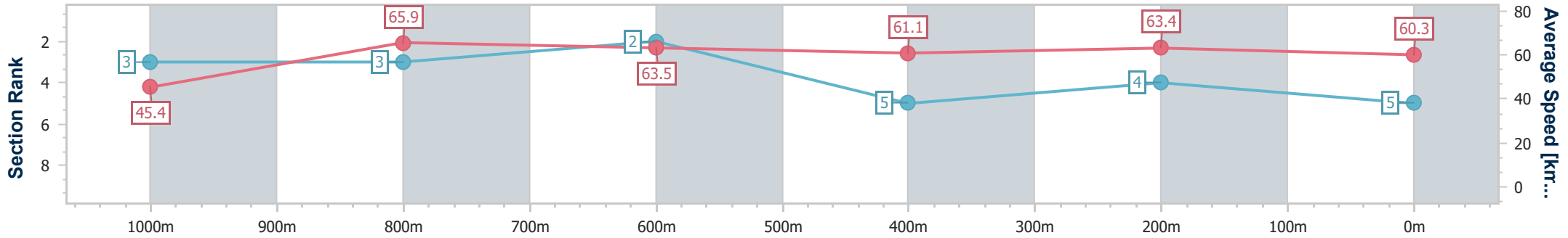


Doomben QLD Professional
Race 1: OFFICIATING AT AQUIS QTIS Two-Year-Old Handicap - 1110m
09 November 2024 - 12:08
Track Rating: Good 4, Weather: Fine, Rail Position: +2.5m Entire



BRISBANE RACING CLUB

Section	Overall	1000m	800m	600m	400m	200m
Section Times	1:06.21 [5] (0:08.72)	0:57.49 [3] (0:10.91)	0:46.58 [3] (0:11.28)	0:35.30 [2] (0:11.93)	0:23.37 [5] (0:11.41)	0:11.96 [4] (0:11.96)
Average Speed [km/h]	45.4	65.9	63.5	61.1	63.4	60.3
Top Speed [km/h]	64.0	68.2	65.5	63.9	64.9	63.4
Avg. Dist. to Rail [m]	1.6	0.6	0.8	1.9	2.3	0.6
Avg. Stride Freq. [Hz]	2.3	2.5	2.4	2.4	2.4	2.4
Avg. Stride Length [m]	5.4	7.3	7.3	7.2	7.2	7.1



- [] Ranking at each section and finish
- .-.- No data available at this section
- NA No data available



Horse/Jockey Name	Destinys Pinnacle
Final Rank	6
Fastest Section Time (Section)	0:08.84 (Overall)
Top Speed [km/h] (Section)	66.1 (1000m)
Race State	Finished

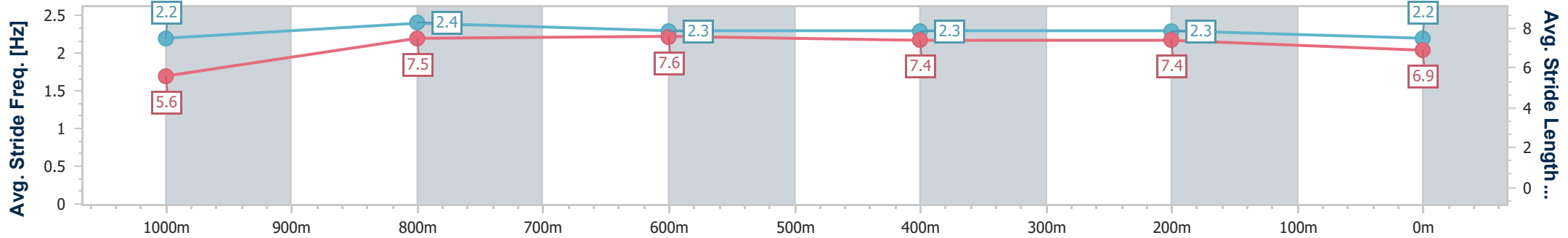
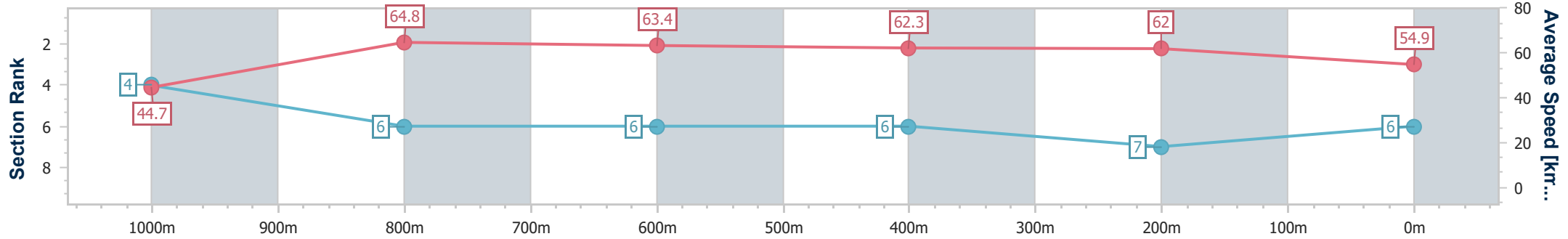


Doomben QLD Professional
Race 1: OFFICIATING AT AQUIS QTIS Two-Year-Old Handicap - 1110m
09 November 2024 - 12:08
Track Rating: Good 4, Weather: Fine, Rail Position: +2.5m Entire



BRISBANE RACING CLUB

Section	Overall	1000m	800m	600m	400m	200m
Section Times	1:07.81 [6] (0:08.84)	0:58.97 [4] (0:11.11)	0:47.86 [6] (0:11.42)	0:36.44 [6] (0:11.66)	0:24.78 [6] (0:11.66)	0:13.12 [7] (0:13.12)
Average Speed [km/h]	44.7	64.8	63.4	62.3	62.0	54.9
Top Speed [km/h]	64.5	66.1	64.6	63.5	63.3	59.6
Avg. Dist. to Rail [m]	3.7	0.4	0.8	1.6	3.1	4.1
Avg. Stride Freq. [Hz]	2.2	2.4	2.3	2.3	2.3	2.2
Avg. Stride Length [m]	5.6	7.5	7.6	7.4	7.4	6.9



- [] Ranking at each section and finish
- .-.- No data available at this section
- NA No data available



Horse/Jockey Name	Okanui
Final Rank	7
Fastest Section Time (Section)	0:08.86 (Overall)
Top Speed [km/h] (Section)	67.8 (1000m)
Race State	Finished

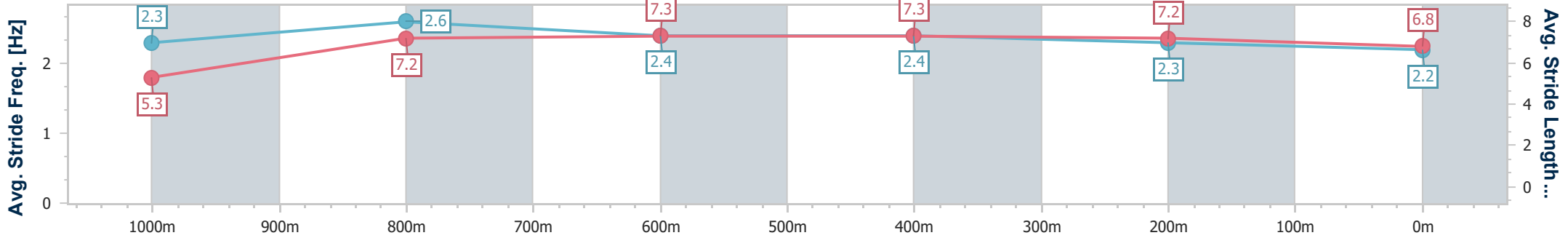
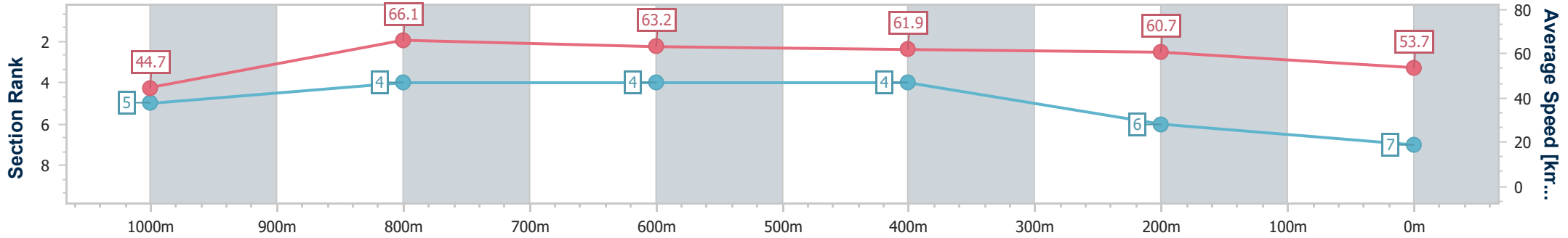


Doomben QLD Professional
Race 1: OFFICIATING AT AQUIS QTIS Two-Year-Old Handicap - 1110m
09 November 2024 - 12:08
Track Rating: Good 4, Weather: Fine, Rail Position: +2.5m Entire



BRISBANE
RACING CLUB

Section	Overall	1000m	800m	600m	400m	200m
Section Times	1:08.08 [7] (0:08.86)	0:59.22 [5] (0:10.93)	0:48.29 [4] (0:11.35)	0:36.94 [4] (0:11.65)	0:25.29 [4] (0:11.87)	0:13.42 [6] (0:13.42)
Average Speed [km/h]	44.7	66.1	63.2	61.9	60.7	53.7
Top Speed [km/h]	64.1	67.8	65.6	64.0	62.1	58.1
Avg. Dist. to Rail [m]	5.9	1.5	0.5	0.8	2.0	2.9
Avg. Stride Freq. [Hz]	2.3	2.6	2.4	2.4	2.3	2.2
Avg. Stride Length [m]	5.3	7.2	7.3	7.3	7.2	6.8



- [] Ranking at each section and finish
- .-.- No data available at this section
- NA No data available



Horse/Jockey Name	Glad I Met You
Final Rank	8
Fastest Section Time (Section)	0:09.13 (Overall)
Top Speed [km/h] (Section)	68.5 (1000m)
Race State	Finished

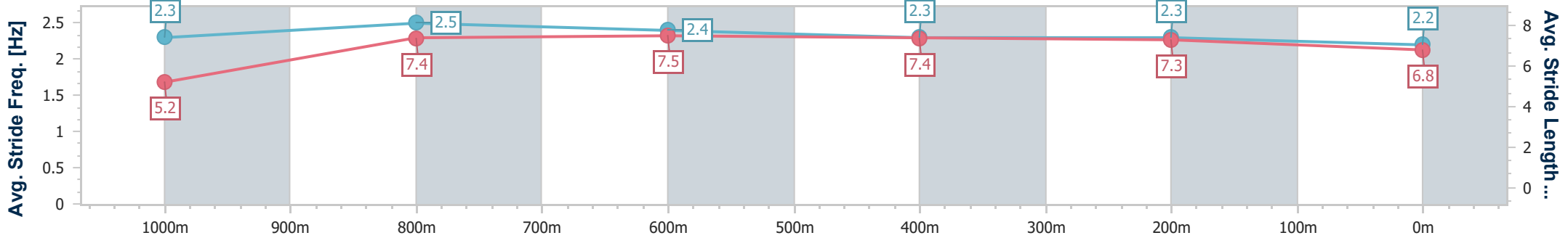
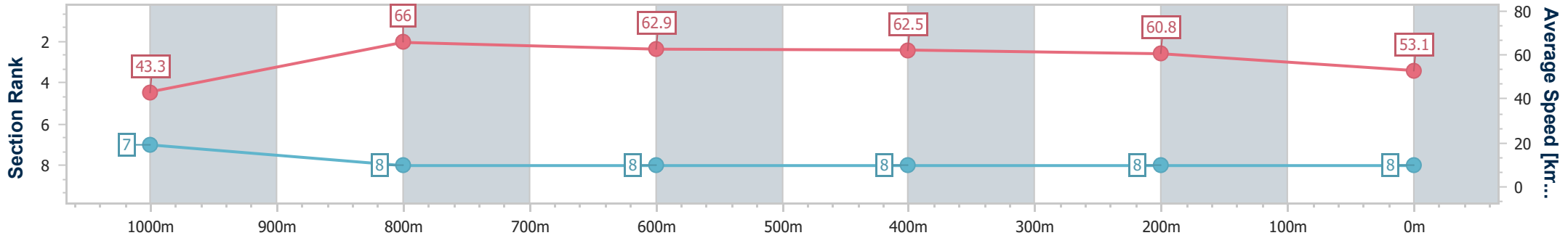


Doomben QLD Professional
Race 1: OFFICIATING AT AQUIS QTIS Two-Year-Old Handicap - 1110m
09 November 2024 - 12:08
Track Rating: Good 4, Weather: Fine, Rail Position: +2.5m Entire



BRISBANE
RACING CLUB

Section	Overall	1000m	800m	600m	400m	200m
Section Times	1:08.77 [8] (0:09.13)	0:59.64 [7] (0:10.99)	0:48.65 [8] (0:11.56)	0:37.09 [8] (0:11.67)	0:25.42 [8] (0:11.87)	0:13.55 [8] (0:13.55)
Average Speed [km/h]	43.3	66.0	62.9	62.5	60.8	53.1
Top Speed [km/h]	62.0	68.5	65.3	63.7	62.3	58.1
Avg. Dist. to Rail [m]	8.1	2.1	1.8	2.2	1.8	1.5
Avg. Stride Freq. [Hz]	2.3	2.5	2.4	2.3	2.3	2.2
Avg. Stride Length [m]	5.2	7.4	7.5	7.4	7.3	6.8



- [] Ranking at each section and finish
- .-.-.- No data available at this section
- NA No data available



Doomben QLD Professional

Race 2: XXXX BENCHMARK 75 Handicap - 2200m



BRISBANE
RACING CLUB

09 November 2024 - 12:42

Track Rating: Good 4, Weather: Fine, Rail Position: +2.5m Entire

Section		Overall	2000m	1800m	1600m	1400m	1200m	1000m	Last 600m				
Field Times		2:14.62 (0:14.05)	2:00.57 (0:10.81)	1:49.76 (0:11.53)	1:38.23 (0:11.90)	1:26.33 (0:12.18)	1:14.15 (0:12.44)	1:01.71 (0:12.36)	0:36.99				
Rank	TAB Horse/Jockey	Barrier	Top Speed [km/h]	Fastest Section									Distance Travelled [m]
1	11 OLD SONG Bailey Wheeler	6	65.6 2000m	0:11.16 2000m	2:14.62 [1] (0:14.84)	1:59.78 [8] (0:11.16)	1:48.62 [8] (0:11.64)	1:36.98 [8] (0:11.91)	1:25.07 [8] (0:12.13)	1:12.94 [8] (0:12.54)	1:00.40 [8] (0:12.27)	0:36.06	
2	6 ALDEENAARY Ryan Maloney	3	65.7 2000m	0:11.09 2000m	2:14.89 [2] (0:14.25)	2:00.64 [3] (0:11.09)	1:49.55 [4] (0:11.62)	1:37.93 [5] (0:11.92)	1:26.01 [4] (0:12.17)	1:13.84 [4] (0:12.35)	1:01.49 [4] (0:12.39)	0:36.85	-2
3	1 APPLICATIONS Boris Thornton	2	67.4 2000m	0:11.00 2000m	2:14.95 [3] (0:14.11)	2:00.84 [2] (0:11.00)	1:49.84 [2] (0:11.48)	1:38.36 [2] (0:11.82)	1:26.54 [2] (0:12.26)	1:14.28 [2] (0:12.28)	1:02.00 [2] (0:12.39)	0:37.30	-1
4	2 AIDEN Kyle Wilson-Taylor	4	65.0 2000m	0:11.17 2000m	2:14.95 [4] (0:14.56)	2:00.39 [6] (0:11.17)	1:49.22 [6] (0:11.74)	1:37.48 [7] (0:11.90)	1:25.58 [7] (0:12.22)	1:13.36 [6] (0:12.41)	1:00.95 [6] (0:12.28)	0:36.56	+5
5	9 CEREMONIOUS Andrew Mallyon	1	66.0 2000m	0:11.03 2000m	2:15.27 [5] (0:14.35)	2:00.92 [4] (0:11.03)	1:49.89 [5] (0:11.50)	1:38.39 [4] (0:11.93)	1:26.46 [3] (0:12.12)	1:14.34 [3] (0:12.41)	1:01.93 [3] (0:12.40)	0:37.23	-6
6	5 PEPPERDINE Emily Lang	7	68.3 2000m	0:10.80 2000m	2:15.40 [6] (0:14.39)	2:01.01 [5] (0:10.80)	1:50.21 [3] (0:11.63)	1:38.58 [3] (0:12.32)	1:26.26 [6] (0:12.46)	1:13.80 [7] (0:12.49)	1:01.31 [7] (0:12.23)	0:36.87	+8
7	10 NEW JOY Angela Jones	8	68.0 2000m	0:10.81 2000m	2:16.45 [7] (0:14.05)	2:02.40 [1] (0:10.81)	1:51.59 [1] (0:11.53)	1:40.06 [1] (0:11.90)	1:28.16 [1] (0:12.18)	1:15.98 [1] (0:12.44)	1:03.54 [1] (0:12.36)	0:38.82	-10
8	8 SIR LAMORAK Cody Collis	5	65.4 Overall	0:11.10 2000m	2:17.24 [8] (0:14.81)	2:02.43 [7] (0:11.10)	1:51.33 [7] (0:11.38)	1:39.95 [6] (0:11.81)	1:28.14 [5] (0:12.22)	1:15.92 [5] (0:12.49)	1:03.43 [5] (0:12.34)	0:38.93	-7

Scratched: Hiawatha (#3), Majorian (#7), Roller Coaster (#4)

[] Ranking at each section and finish
 -:-:- No data available at this section
 NA No data available

SCN Saddle cloth number
 DNF Did not finish
 DNT Did not track



Doomben QLD Professional

Race 2: XXXX BENCHMARK 75 Handicap - 2200m

09 November 2024 - 12:42



BRISBANE
RACING CLUB

Track Rating: Good 4, Weather: Fine, Rail Position: +2.5m Entire

Section										Last 600m	
Field Times		800m	600m	400m	200m						
		0:49.35 (0:12.36)	0:36.99 (0:12.13)	0:24.86 (0:12.02)	0:12.84 (0:12.84)						
Rank	TAB Horse/Jockey	Barrier	Top Speed [km/h]	Fastest Section					Margin	Distance Travelled [m]	
1	11 OLD SONG Bailey Wheeler	6	65.6 2000m	0:11.16 2000m	0:48.13 [8] (0:12.07)	0:36.06 [8] (0:11.96)	0:24.10 [6] (0:11.62)	0:12.48 [3] (0:12.48)	2:14.62	0:36.06	
2	6 ALDEENAARY Ryan Maloney	3	65.7 2000m	0:11.09 2000m	0:49.10 [4] (0:12.25)	0:36.85 [3] (0:12.03)	0:24.82 [3] (0:12.02)	0:12.80 [2] (0:12.80)	1.62L	0:36.85	-2
3	1 APPLICATIONS Boris Thornton	2	67.4 2000m	0:11.00 2000m	0:49.61 [2] (0:12.31)	0:37.30 [2] (0:12.11)	0:25.19 [1] (0:12.02)	0:13.17 [1] (0:13.17)	1.95L	0:37.30	-1
4	2 AIDEN Kyle Wilson-Taylor	4	65.0 2000m	0:11.17 2000m	0:48.67 [6] (0:12.11)	0:36.56 [6] (0:11.93)	0:24.63 [5] (0:11.92)	0:12.71 [4] (0:12.71)	1.98L	0:36.56	+5
5	9 CEREMONIOUS Andrew Mallyon	1	66.0 2000m	0:11.03 2000m	0:49.53 [3] (0:12.30)	0:37.23 [4] (0:12.18)	0:25.05 [4] (0:12.16)	0:12.89 [5] (0:12.89)	3.83L	0:37.23	-6
6	5 PEPPERDINE Emily Lang	7	68.3 2000m	0:10.80 2000m	0:49.08 [7] (0:12.21)	0:36.87 [7] (0:12.10)	0:24.77 [8] (0:12.11)	0:12.66 [7] (0:12.66)	4.59L	0:36.87	+8
7	10 NEW JOY Angela Jones	8	68.0 2000m	0:10.81 2000m	0:51.18 [1] (0:12.36)	0:38.82 [1] (0:12.30)	0:26.52 [2] (0:12.69)	0:13.83 [6] (0:13.83)	10.81L	0:38.82	-10
8	8 SIR LAMORAK Cody Collis	5	65.4 Overall	0:11.10 2000m	0:51.09 [5] (0:12.16)	0:38.93 [5] (0:12.28)	0:26.65 [7] (0:12.58)	0:14.07 [8] (0:14.07)	15.43L	0:38.93	-7

Scratched: Hiawatha (#3), Majorian (#7), Roller Coaster (#4)

[] Ranking at each section and finish
 -:-:- No data available at this section
 NA No data available

SCN Saddle cloth number
 DNF Did not finish
 DNT Did not track



Horse/Jockey Name	Old Song
Final Rank	1
Fastest Section Time (Section)	0:11.16 (2000m)
Top Speed [km/h] (Section)	65.6 (2000m)
Race State	Finished



Doomben QLD Professional

Race 2: XXXX BENCHMARK 75 Handicap - 2200m

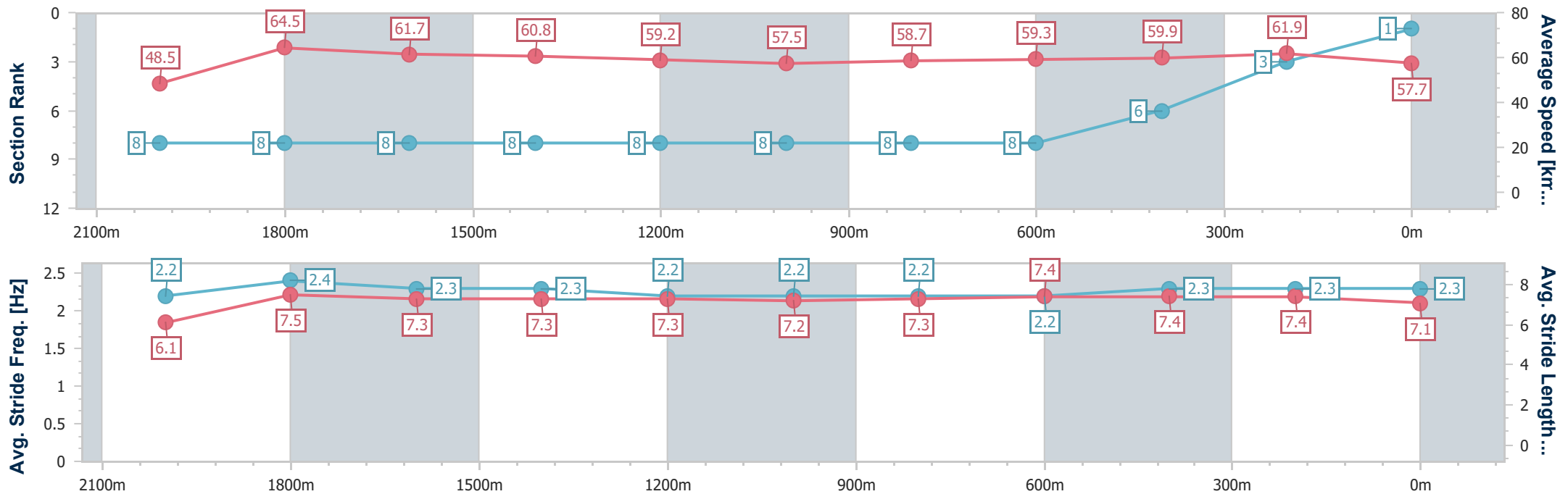
09 November 2024 - 12:42

Track Rating: Good 4, Weather: Fine, Rail Position: +2.5m Entire



BRISBANE RACING CLUB

Section	Overall	2000m	1800m	1600m	1400m	1200m	1000m	800m	600m	400m	200m
Section Times	2:14.62 [1] (0:14.84)	1:59.78 [8] (0:11.16)	1:48.62 [8] (0:11.64)	1:36.98 [8] (0:11.91)	1:25.07 [8] (0:12.13)	1:12.94 [8] (0:12.54)	1:00.40 [8] (0:12.27)	0:48.13 [8] (0:12.07)	0:36.06 [8] (0:11.96)	0:24.10 [6] (0:11.62)	0:12.48 [3] (0:12.48)
Average Speed [km/h]	48.5	64.5	61.7	60.8	59.2	57.5	58.7	59.3	59.9	61.9	57.7
Top Speed [km/h]	64.6	65.6	64.5	62.2	60.0	58.9	59.5	61.5	60.7	63.7	61.0
Avg. Dist. to Rail [m]	2.5	1.4	0.7	1.7	0.7	0.9	1.2	1.0	1.5	2.1	3.2
Avg. Stride Freq. [Hz]	2.2	2.4	2.3	2.3	2.2	2.2	2.2	2.2	2.3	2.3	2.3
Avg. Stride Length [m]	6.1	7.5	7.3	7.3	7.3	7.2	7.3	7.4	7.4	7.4	7.1



- [] Ranking at each section and finish
- .-.- No data available at this section
- NA No data available



Horse/Jockey Name	Aldeenaary
Final Rank	2
Fastest Section Time (Section)	0:11.09 (2000m)
Top Speed [km/h] (Section)	65.7 (2000m)
Race State	Finished



Doomben QLD Professional

Race 2: XXXX BENCHMARK 75 Handicap - 2200m

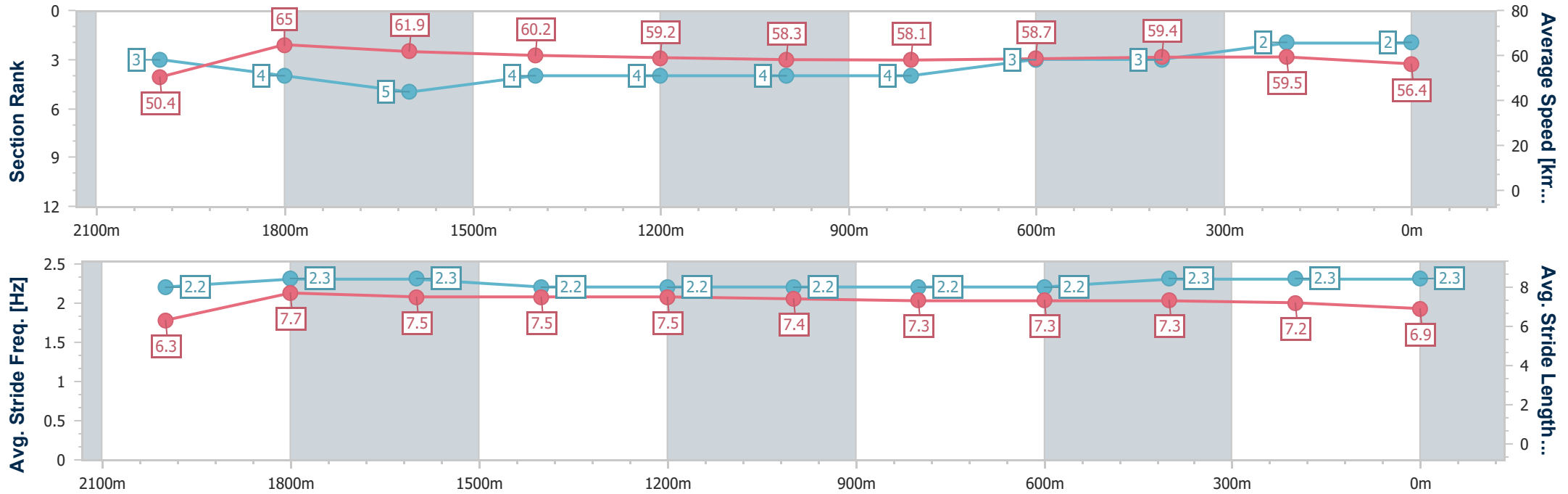
09 November 2024 - 12:42

Track Rating: Good 4, Weather: Fine, Rail Position: +2.5m Entire



BRISBANE RACING CLUB

Section	Overall	2000m	1800m	1600m	1400m	1200m	1000m	800m	600m	400m	200m
Section Times	2:14.89 [2] (0:14.25)	2:00.64 [3] (0:11.09)	1:49.55 [4] (0:11.62)	1:37.93 [5] (0:11.92)	1:26.01 [4] (0:12.17)	1:13.84 [4] (0:12.35)	1:01.49 [4] (0:12.39)	0:49.10 [4] (0:12.25)	0:36.85 [3] (0:12.03)	0:24.82 [3] (0:12.02)	0:12.80 [2] (0:12.80)
Average Speed [km/h]	50.4	65.0	61.9	60.2	59.2	58.3	58.1	58.7	59.4	59.5	56.4
Top Speed [km/h]	64.9	65.7	65.3	61.4	60.6	59.4	59.3	60.1	60.2	60.3	58.1
Avg. Dist. to Rail [m]	2.1	0.2	0.6	0.6	0.3	1.1	0.7	0.3	1.4	1.3	0.4
Avg. Stride Freq. [Hz]	2.2	2.3	2.3	2.2	2.2	2.2	2.2	2.2	2.3	2.3	2.3
Avg. Stride Length [m]	6.3	7.7	7.5	7.5	7.5	7.4	7.3	7.3	7.3	7.2	6.9



- [] Ranking at each section and finish
- .-.- No data available at this section
- NA No data available



Horse/Jockey Name	Applications
Final Rank	3
Fastest Section Time (Section)	0:11.00 (2000m)
Top Speed [km/h] (Section)	67.4 (2000m)
Race State	Finished



Doomben QLD Professional

Race 2: XXXX BENCHMARK 75 Handicap - 2200m

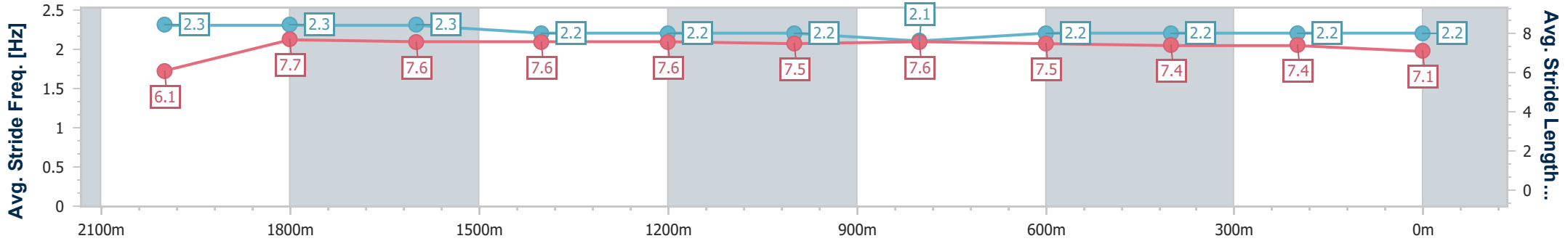
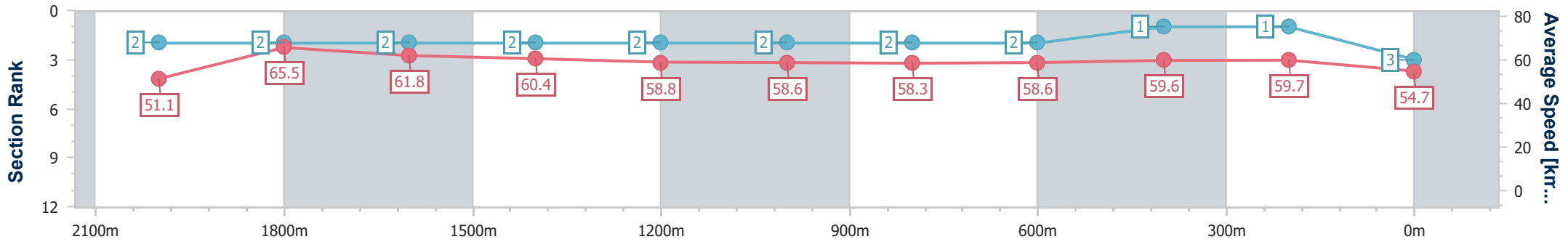
09 November 2024 - 12:42

Track Rating: Good 4, Weather: Fine, Rail Position: +2.5m Entire



BRISBANE RACING CLUB

Section	Overall	2000m	1800m	1600m	1400m	1200m	1000m	800m	600m	400m	200m
Section Times	2:14.95 [3] (0:14.11)	2:00.84 [2] (0:11.00)	1:49.84 [2] (0:11.48)	1:38.36 [2] (0:11.82)	1:26.54 [2] (0:12.26)	1:14.28 [2] (0:12.28)	1:02.00 [2] (0:12.39)	0:49.61 [2] (0:12.31)	0:37.30 [2] (0:12.11)	0:25.19 [1] (0:12.02)	0:13.17 [1] (0:13.17)
Average Speed [km/h]	51.1	65.5	61.8	60.4	58.8	58.6	58.3	58.6	59.6	59.7	54.7
Top Speed [km/h]	67.0	67.4	64.3	60.9	59.8	59.3	58.9	60.0	60.0	60.5	57.7
Avg. Dist. to Rail [m]	0.7	1.9	2.0	1.5	0.4	0.7	0.9	0.5	0.3	0.5	0.2
Avg. Stride Freq. [Hz]	2.3	2.3	2.3	2.2	2.2	2.2	2.1	2.2	2.2	2.2	2.2
Avg. Stride Length [m]	6.1	7.7	7.6	7.6	7.6	7.6	7.5	7.6	7.4	7.4	7.1



- [] Ranking at each section and finish
- .-.- No data available at this section
- NA No data available



Horse/Jockey Name	Aiden
Final Rank	4
Fastest Section Time (Section)	0:11.17 (2000m)
Top Speed [km/h] (Section)	65.0 (2000m)
Race State	Finished



Doomben QLD Professional

Race 2: XXXX BENCHMARK 75 Handicap - 2200m

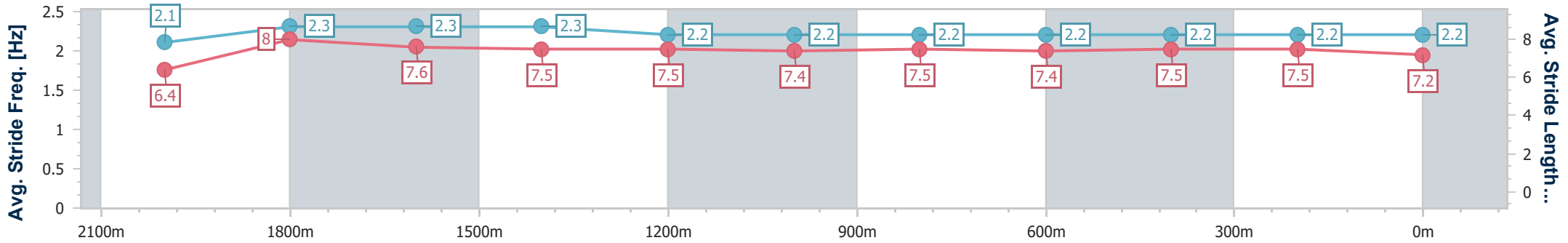
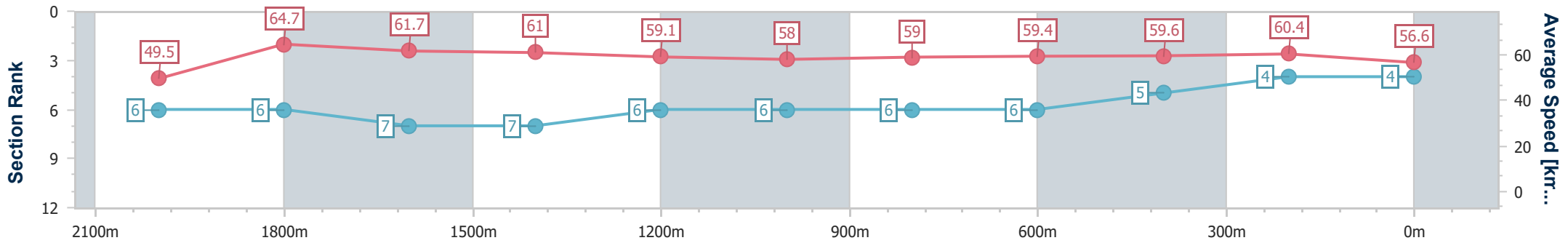
09 November 2024 - 12:42

Track Rating: Good 4, Weather: Fine, Rail Position: +2.5m Entire



BRISBANE RACING CLUB

Section	Overall	2000m	1800m	1600m	1400m	1200m	1000m	800m	600m	400m	200m
Section Times	2:14.95 [4] (0:14.56)	2:00.39 [6] (0:11.17)	1:49.22 [6] (0:11.74)	1:37.48 [7] (0:11.90)	1:25.58 [7] (0:12.22)	1:13.36 [6] (0:12.41)	1:00.95 [6] (0:12.28)	0:48.67 [6] (0:12.11)	0:36.56 [6] (0:11.93)	0:24.63 [5] (0:11.92)	0:12.71 [4] (0:12.71)
Average Speed [km/h]	49.5	64.7	61.7	61.0	59.1	58.0	59.0	59.4	59.6	60.4	56.6
Top Speed [km/h]	64.5	65.0	64.4	62.9	60.1	59.6	60.0	61.0	61.1	61.1	59.1
Avg. Dist. to Rail [m]	2.2	0.4	1.7	1.9	0.4	2.0	2.0	0.4	1.3	2.0	2.6
Avg. Stride Freq. [Hz]	2.1	2.3	2.3	2.3	2.2	2.2	2.2	2.2	2.2	2.2	2.2
Avg. Stride Length [m]	6.4	8.0	7.6	7.5	7.5	7.4	7.5	7.4	7.5	7.5	7.2



- [] Ranking at each section and finish
- .-.- No data available at this section
- NA No data available



Horse/Jockey Name	Ceremonious
Final Rank	5
Fastest Section Time (Section)	0:11.03 (2000m)
Top Speed [km/h] (Section)	66.0 (2000m)
Race State	Finished



Doomben QLD Professional

Race 2: XXXX BENCHMARK 75 Handicap - 2200m

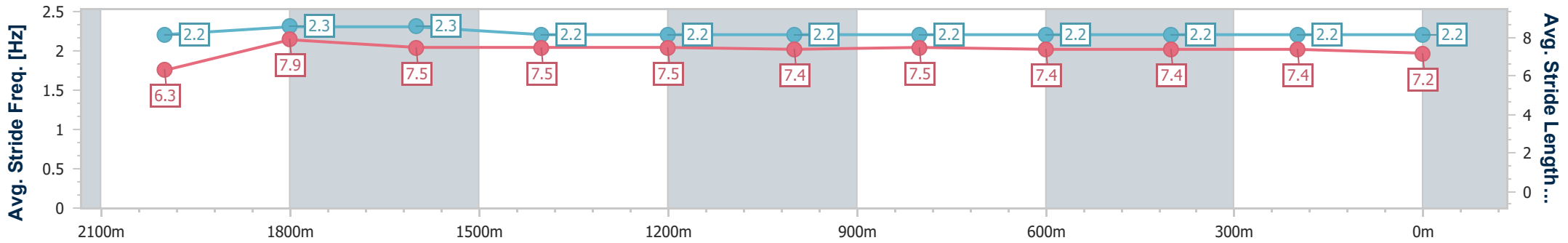
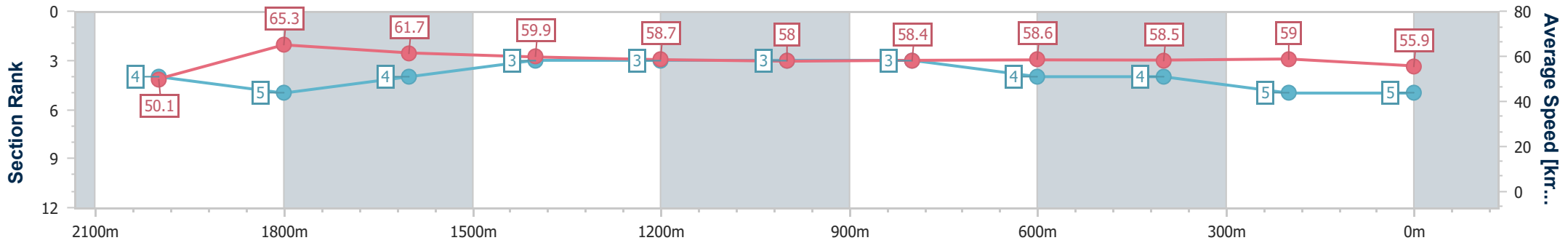
09 November 2024 - 12:42

Track Rating: Good 4, Weather: Fine, Rail Position: +2.5m Entire



BRISBANE RACING CLUB

Section	Overall	2000m	1800m	1600m	1400m	1200m	1000m	800m	600m	400m	200m
Section Times	2:15.27 [5] (0:14.35)	2:00.92 [4] (0:11.03)	1:49.89 [5] (0:11.50)	1:38.39 [4] (0:11.93)	1:26.46 [3] (0:12.12)	1:14.34 [3] (0:12.41)	1:01.93 [3] (0:12.40)	0:49.53 [3] (0:12.30)	0:37.23 [4] (0:12.18)	0:25.05 [4] (0:12.16)	0:12.89 [5] (0:12.89)
Average Speed [km/h]	50.1	65.3	61.7	59.9	58.7	58.0	58.4	58.6	58.5	59.0	55.9
Top Speed [km/h]	65.2	66.0	65.0	60.4	60.0	58.3	58.9	60.5	60.3	59.7	58.2
Avg. Dist. to Rail [m]	1.6	2.1	2.5	2.2	1.3	0.4	0.6	0.2	1.1	1.1	0.3
Avg. Stride Freq. [Hz]	2.2	2.3	2.3	2.2	2.2	2.2	2.2	2.2	2.2	2.2	2.2
Avg. Stride Length [m]	6.3	7.9	7.5	7.5	7.5	7.4	7.5	7.4	7.4	7.4	7.2



- [] Ranking at each section and finish
- .-.- No data available at this section
- NA No data available



Horse/Jockey Name	Pepperdine
Final Rank	6
Fastest Section Time (Section)	0:10.80 (2000m)
Top Speed [km/h] (Section)	68.3 (2000m)
Race State	Finished



Doomben QLD Professional

Race 2: XXXX BENCHMARK 75 Handicap - 2200m

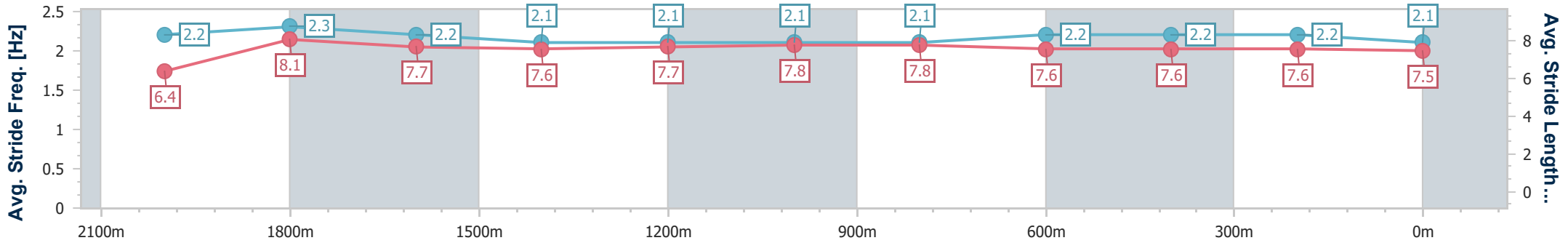
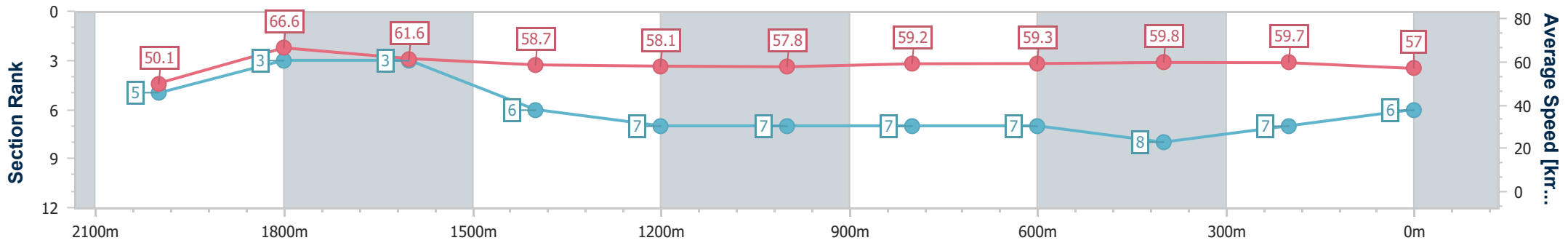
09 November 2024 - 12:42

Track Rating: Good 4, Weather: Fine, Rail Position: +2.5m Entire



BRISBANE RACING CLUB

Section	Overall	2000m	1800m	1600m	1400m	1200m	1000m	800m	600m	400m	200m
Section Times	2:15.40 [6] (0:14.39)	2:01.01 [5] (0:10.80)	1:50.21 [3] (0:11.63)	1:38.58 [3] (0:12.32)	1:26.26 [6] (0:12.46)	1:13.80 [7] (0:12.49)	1:01.31 [7] (0:12.23)	0:49.08 [7] (0:12.21)	0:36.87 [7] (0:12.10)	0:24.77 [8] (0:12.11)	0:12.66 [7] (0:12.66)
Average Speed [km/h]	50.1	66.6	61.6	58.7	58.1	57.8	59.2	59.3	59.8	59.7	57.0
Top Speed [km/h]	67.4	68.3	64.1	59.3	59.1	59.4	59.5	61.3	60.7	61.0	59.6
Avg. Dist. to Rail [m]	3.1	0.8	1.3	1.0	1.3	1.8	1.9	1.3	1.2	1.9	1.1
Avg. Stride Freq. [Hz]	2.2	2.3	2.2	2.1	2.1	2.1	2.1	2.2	2.2	2.2	2.1
Avg. Stride Length [m]	6.4	8.1	7.7	7.6	7.7	7.8	7.8	7.6	7.6	7.6	7.5



- [] Ranking at each section and finish
- .-.- No data available at this section
- NA No data available



Horse/Jockey Name	New Joy
Final Rank	7
Fastest Section Time (Section)	0:10.81 (2000m)
Top Speed [km/h] (Section)	68.0 (2000m)
Race State	Finished



Doomben QLD Professional

Race 2: XXXX BENCHMARK 75 Handicap - 2200m

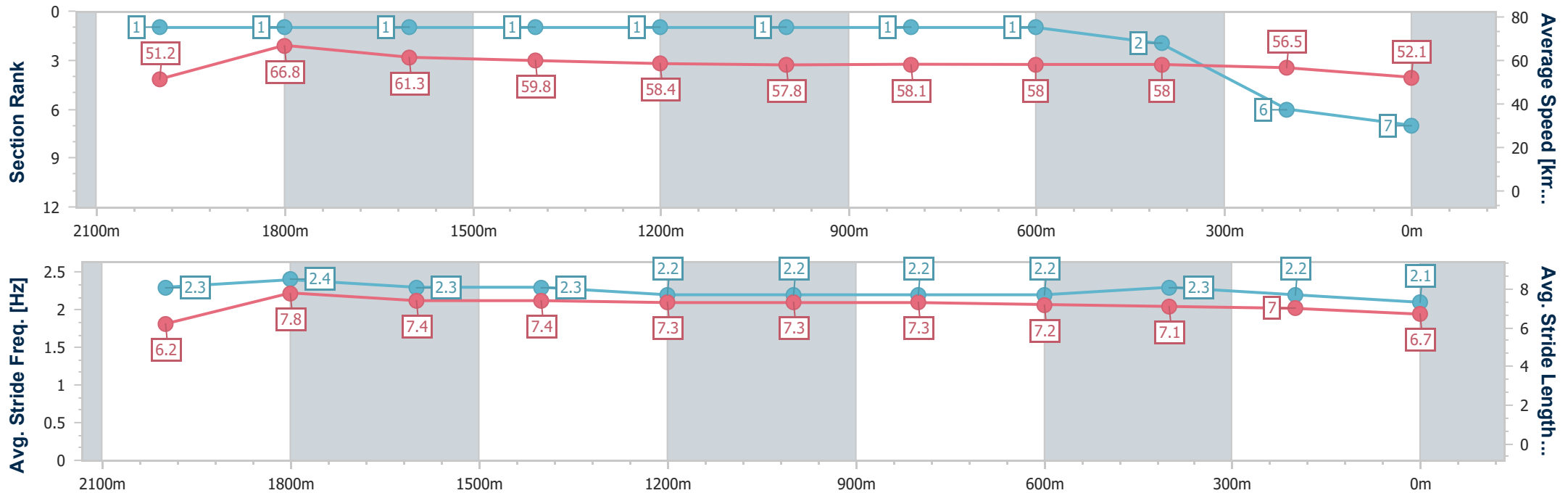
09 November 2024 - 12:42

Track Rating: Good 4, Weather: Fine, Rail Position: +2.5m Entire



BRISBANE RACING CLUB

Section	Overall	2000m	1800m	1600m	1400m	1200m	1000m	800m	600m	400m	200m
Section Times	2:16.45 [7] (0:14.05)	2:02.40 [1] (0:10.81)	1:51.59 [1] (0:11.53)	1:40.06 [1] (0:11.90)	1:28.16 [1] (0:12.18)	1:15.98 [1] (0:12.44)	1:03.54 [1] (0:12.36)	0:51.18 [1] (0:12.36)	0:38.82 [1] (0:12.30)	0:26.52 [2] (0:12.69)	0:13.83 [6] (0:13.83)
Average Speed [km/h]	51.2	66.8	61.3	59.8	58.4	57.8	58.1	58.0	58.0	56.5	52.1
Top Speed [km/h]	66.7	68.0	64.0	61.1	59.8	58.9	59.5	59.3	59.2	58.6	54.8
Avg. Dist. to Rail [m]	4.1	1.5	3.6	2.3	1.9	1.4	0.8	1.1	1.4	1.4	1.2
Avg. Stride Freq. [Hz]	2.3	2.4	2.3	2.3	2.2	2.2	2.2	2.2	2.3	2.2	2.1
Avg. Stride Length [m]	6.2	7.8	7.4	7.4	7.3	7.3	7.3	7.2	7.1	7.0	6.7



- [] Ranking at each section and finish
- .-.- No data available at this section
- NA No data available



Horse/Jockey Name	Sir Lamorak
Final Rank	8
Fastest Section Time (Section)	0:11.10 (2000m)
Top Speed [km/h] (Section)	65.4 (Overall)
Race State	Finished



Doomben QLD Professional

Race 2: XXXX BENCHMARK 75 Handicap - 2200m

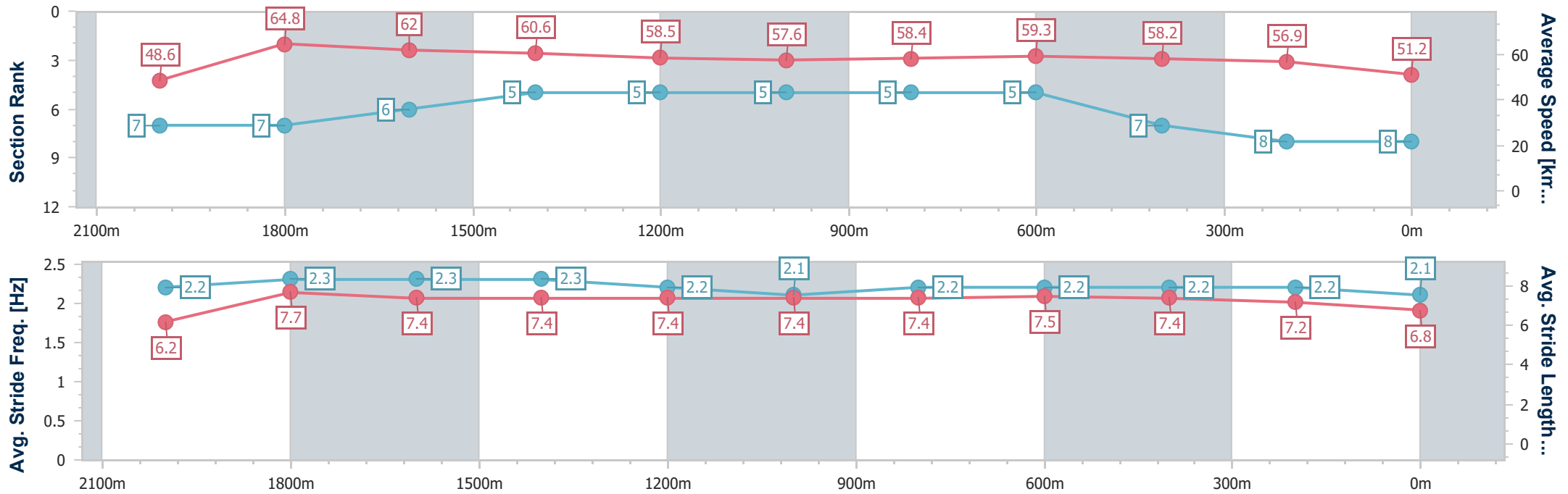
09 November 2024 - 12:42

Track Rating: Good 4, Weather: Fine, Rail Position: +2.5m Entire



BRISBANE RACING CLUB

Section	Overall	2000m	1800m	1600m	1400m	1200m	1000m	800m	600m	400m	200m
Section Times	2:17.24 [8] (0:14.81)	2:02.43 [7] (0:11.10)	1:51.33 [7] (0:11.38)	1:39.95 [6] (0:11.81)	1:28.14 [5] (0:12.22)	1:15.92 [5] (0:12.49)	1:03.43 [5] (0:12.34)	0:51.09 [5] (0:12.16)	0:38.93 [5] (0:12.28)	0:26.65 [7] (0:12.58)	0:14.07 [8] (0:14.07)
Average Speed [km/h]	48.6	64.8	62.0	60.6	58.5	57.6	58.4	59.3	58.2	56.9	51.2
Top Speed [km/h]	65.4	65.2	64.2	61.4	59.2	58.6	59.0	60.3	60.1	57.7	55.2
Avg. Dist. to Rail [m]	1.9	4.1	4.1	1.5	0.7	1.0	0.5	0.3	1.4	1.5	2.8
Avg. Stride Freq. [Hz]	2.2	2.3	2.3	2.3	2.2	2.1	2.2	2.2	2.2	2.2	2.1
Avg. Stride Length [m]	6.2	7.7	7.4	7.4	7.4	7.4	7.4	7.5	7.4	7.2	6.8



- [] Ranking at each section and finish
- .-.- No data available at this section
- NA No data available



Doomben QLD Professional
Race 3: CONGRATULATIONS JOHN SYMONS & SHEILA LAXON No
Metro Wins Handicap - 1350m
09 November 2024 - 13:23



BRISBANE
RACING CLUB

Track Rating: Good 4, Weather: Fine, Rail Position: +2.5m Entire

Section		Field Times										Last 600m
		Overall	1200m	1000m	800m	600m	400m					0:34.59
		1:19.17	1:08.33	0:57.81	0:46.46	0:34.59	0:23.06					
		(0:10.84)	(0:10.52)	(0:11.35)	(0:11.87)	(0:11.53)	(0:11.13)					
Rank	TAB Horse/Jockey	Barrier	Top Speed [km/h]	Fastest Section								Distance Travelled [m]
1	15 TORABELLA Emily Lang	5	68.7 1200m	0:10.66 1200m	1:19.17 [1] (0:10.84)	1:08.33 [1] (0:10.66)	0:57.67 [3] (0:11.32)	0:46.35 [3] (0:11.97)	0:34.38 [3] (0:11.44)	0:22.94 [3] (0:11.12)	0:34.38	
2	2 METALART Cejay Graham	10	70.8 1200m	0:10.39 1200m	1:19.35 [2] (0:10.97)	1:08.38 [3] (0:10.39)	0:57.99 [1] (0:11.35)	0:46.64 [1] (0:11.87)	0:34.77 [1] (0:11.53)	0:23.24 [1] (0:11.13)	0:34.77 -1	
3	1 END ASSEMBLY Noel Callow	6	68.8 1200m	0:10.66 1200m	1:19.51 [3] (0:11.10)	1:08.41 [6] (0:10.66)	0:57.75 [5] (0:11.27)	0:46.48 [4] (0:11.88)	0:34.60 [4] (0:11.42)	0:23.18 [4] (0:11.17)	0:34.60 +6	
4	17 FIVE RINGS Jake Bayliss	7	67.2 1000m	0:10.99 1000m	1:19.66 [4] (0:11.57)	1:08.09 [10] (0:11.06)	0:57.03 [10] (0:10.99)	0:46.04 [10] (0:11.81)	0:34.23 [10] (0:11.45)	0:22.78 [10] (0:11.02)	0:34.23 +4	
5	7 BOWRIDER Cody Collis	3	67.9 1000m	0:11.04 1000m	1:19.70 [5] (0:11.24)	1:08.46 [8] (0:11.06)	0:57.40 [8] (0:11.04)	0:46.36 [8] (0:11.63)	0:34.73 [5] (0:11.54)	0:23.19 [5] (0:11.24)	0:34.73 +7	
6	16 TREASURER Nikita Beriman	1	67.8 1000m	0:10.98 1200m	1:19.76 [6] (0:11.05)	1:08.71 [5] (0:10.98)	0:57.73 [6] (0:11.19)	0:46.54 [6] (0:12.01)	0:34.53 [8] (0:11.52)	0:23.01 [9] (0:11.07)	0:34.53 -1	
7	3 BRENTWOOD Jag Guthmann-Chester	8	70.0 1200m	0:10.51 1200m	1:19.88 [7] (0:10.95)	1:08.93 [2] (0:10.51)	0:58.42 [2] (0:11.28)	0:47.14 [2] (0:11.95)	0:35.19 [2] (0:11.51)	0:23.68 [2] (0:11.30)	0:35.19 +4	
8	13 SCHMOOZER Bailey Wheeler	9	66.4 1200m	0:11.06 1200m	1:20.09 [8] (0:11.39)	1:08.70 [9] (0:11.06)	0:57.64 [9] (0:11.12)	0:46.52 [9] (0:11.69)	0:34.83 [9] (0:11.42)	0:23.41 [8] (0:11.31)	0:34.83 +6	
9	5 GROOVIN' THE MOO Taylor Marshall	4	68.1 1200m	0:10.83 1200m	1:20.14 [9] (0:11.21)	1:08.93 [7] (0:10.83)	0:58.10 [7] (0:11.22)	0:46.88 [7] (0:11.90)	0:34.98 [7] (0:11.45)	0:23.53 [7] (0:11.32)	0:34.98 +2	
10	4 DRIALLE Andrew Mallyon	2	68.1 1200m	0:10.77 1200m	1:20.83 [10] (0:10.99)	1:09.84 [4] (0:10.77)	0:59.07 [4] (0:11.36)	0:47.71 [5] (0:11.92)	0:35.79 [6] (0:11.51)	0:24.28 [6] (0:11.33)	0:35.79 -2	

Scratched: Kadall (#6), Moonan Me (#8), Baltray (#9), Exceed Speed (#10), Halfahope (#11), Bencoolen (#12), Pipistrelle (#14)

[] Ranking at each section and finish
 -:-:- No data available at this section
 NA No data available

SCN Saddle cloth number
 DNF Did not finish
 DNT Did not track



Doomben QLD Professional
Race 3: CONGRATULATIONS JOHN SYMONS & SHEILA LAXON No
Metro Wins Handicap - 1350m
09 November 2024 - 13:23



Track Rating: Good 4, Weather: Fine, Rail Position: +2.5m Entire

Section				200m				Last 600m	
Field Times				0:11.93 (0:11.93)				0:34.59	
Rank	TAB Horse/Jockey	Barrier	Top Speed [km/h]	Fastest Section	Margin				Distance Travelled [m]
1	15 TORABELLA Emily Lang	5	68.7 1200m	0:10.66 1200m	0:11.82 [2] (0:11.82)	1:19.17		0:34.38	
2	2 METALART Cejay Graham	10	70.8 1200m	0:10.39 1200m	0:12.11 [1] (0:12.11)	1.02L		0:34.77	-1
3	1 END ASSEMBLY Noel Callow	6	68.8 1200m	0:10.66 1200m	0:12.01 [4] (0:12.01)	2L		0:34.60	+6
4	17 FIVE RINGS Jake Bayliss	7	67.2 1000m	0:10.99 1000m	0:11.76 [8] (0:11.76)	2.86L		0:34.23	+4
5	7 BOWRIDER Cody Collis	3	67.9 1000m	0:11.04 1000m	0:11.95 [5] (0:11.95)	3.07L		0:34.73	+7
6	16 TREASURER Nikita Beriman	1	67.8 1000m	0:10.98 1200m	0:11.94 [6] (0:11.94)	3.45L		0:34.53	-1
7	3 BRENTWOOD Jag Guthmann-Chester	8	70.0 1200m	0:10.51 1200m	0:12.38 [3] (0:12.38)	4.14L		0:35.19	+4
8	13 SCHMOOZER Bailey Wheeler	9	66.4 1200m	0:11.06 1200m	0:12.10 [10] (0:12.10)	5.38L		0:34.83	+6
9	5 GROOVIN' THE MOO Taylor Marshall	4	68.1 1200m	0:10.83 1200m	0:12.21 [9] (0:12.21)	5.67L		0:34.98	+2
10	4 DRIALLE Andrew Mallyon	2	68.1 1200m	0:10.77 1200m	0:12.95 [7] (0:12.95)	9.76L		0:35.79	-2

Scratched: Kadall (#6), Moonan Me (#8), Baltray (#9), Exceed Speed (#10), Halfahope (#11), Bencoolen (#12), Pipistrelle (#14)

[] Ranking at each section and finish
 -:-:- No data available at this section
 NA No data available

SCN Saddle cloth number
 DNF Did not finish
 DNT Did not track



Horse/Jockey Name	Torabella
Final Rank	1
Fastest Section Time (Section)	0:10.66 (1200m)
Top Speed [km/h] (Section)	68.7 (1200m)
Race State	Finished



Doomben QLD Professional
 Race 3: CONGRATULATIONS JOHN SYMONS & SHEILA
 LAXON No Metro Wins Handicap - 1350m

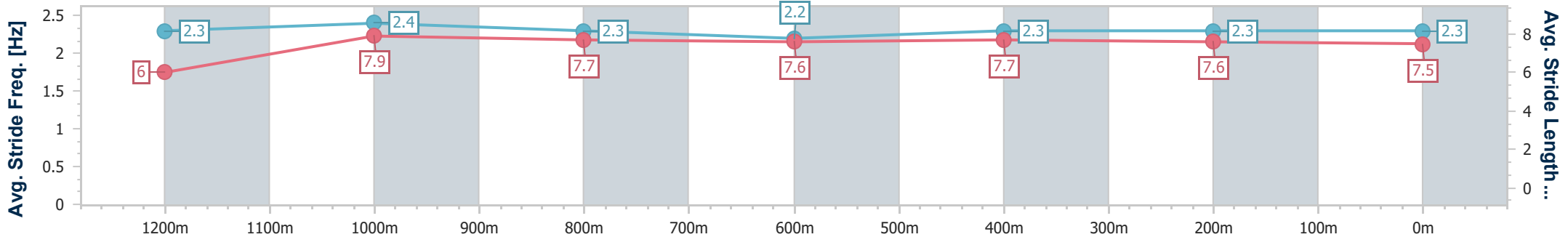
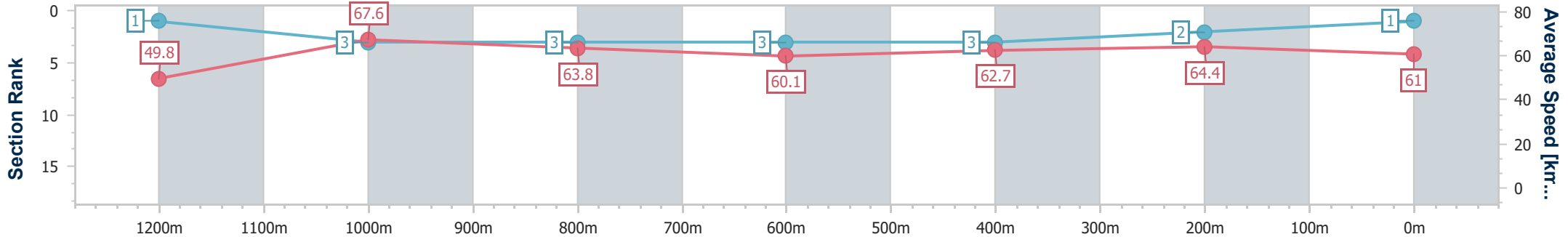
09 November 2024 - 13:23

Track Rating: Good 4, Weather: Fine, Rail Position: +2.5m Entire



BRISBANE
 RACING CLUB

Section	Overall	1200m	1000m	800m	600m	400m	200m
Section Times	1:19.17 [1] (0:10.84)	1:08.33 [1] (0:10.66)	0:57.67 [3] (0:11.32)	0:46.35 [3] (0:11.97)	0:34.38 [3] (0:11.44)	0:22.94 [3] (0:11.12)	0:11.82 [2] (0:11.82)
Average Speed [km/h]	49.8	67.6	63.8	60.1	62.7	64.4	61.0
Top Speed [km/h]	67.5	68.7	66.2	61.1	64.7	65.3	63.0
Avg. Dist. to Rail [m]	5.7	1.3	0.4	0.2	0.7	1.0	0.7
Avg. Stride Freq. [Hz]	2.3	2.4	2.3	2.2	2.3	2.3	2.3
Avg. Stride Length [m]	6.0	7.9	7.7	7.6	7.7	7.6	7.5



- [] Ranking at each section and finish
- .-.- No data available at this section
- NA No data available



Horse/Jockey Name	Metalart
Final Rank	2
Fastest Section Time (Section)	0:10.39 (1200m)
Top Speed [km/h] (Section)	70.8 (1200m)
Race State	Finished



Doomben QLD Professional
Race 3: CONGRATULATIONS JOHN SYMONS & SHEILA
LAXON No Metro Wins Handicap - 1350m

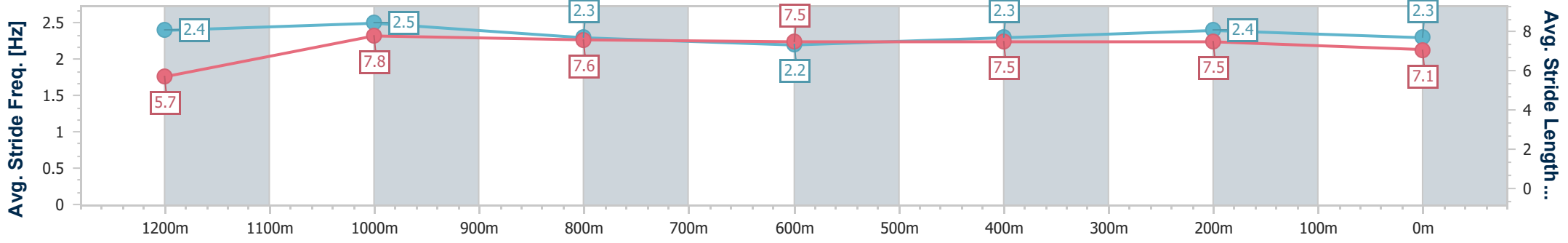
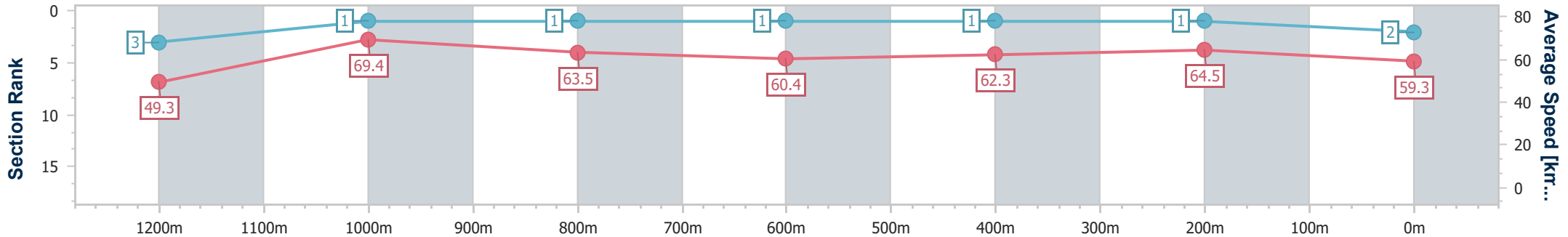
09 November 2024 - 13:23

Track Rating: Good 4, Weather: Fine, Rail Position: +2.5m Entire



BRISBANE
RACING CLUB

Section	Overall	1200m	1000m	800m	600m	400m	200m
Section Times	1:19.35 [2] (0:10.97)	1:08.38 [3] (0:10.39)	0:57.99 [1] (0:11.35)	0:46.64 [1] (0:11.87)	0:34.77 [1] (0:11.53)	0:23.24 [1] (0:11.13)	0:12.11 [1] (0:12.11)
Average Speed [km/h]	49.3	69.4	63.5	60.4	62.3	64.5	59.3
Top Speed [km/h]	68.8	70.8	67.0	62.2	64.2	65.0	63.3
Avg. Dist. to Rail [m]	11.0	4.3	0.3	0.3	0.7	1.9	1.6
Avg. Stride Freq. [Hz]	2.4	2.5	2.3	2.2	2.3	2.4	2.3
Avg. Stride Length [m]	5.7	7.8	7.6	7.5	7.5	7.5	7.1



- [] Ranking at each section and finish
- .-.- No data available at this section
- NA No data available



Horse/Jockey Name	End Assembly
Final Rank	3
Fastest Section Time (Section)	0:10.66 (1200m)
Top Speed [km/h] (Section)	68.8 (1200m)
Race State	Finished



Doomben QLD Professional
Race 3: CONGRATULATIONS JOHN SYMONS & SHEILA
LAXON No Metro Wins Handicap - 1350m

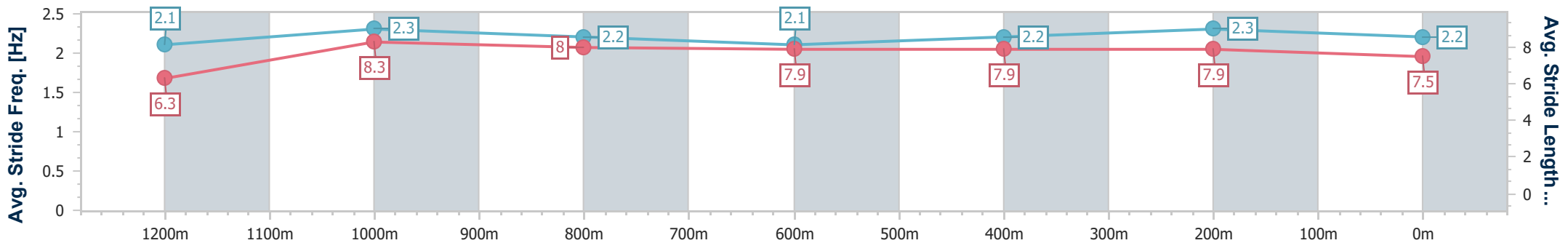
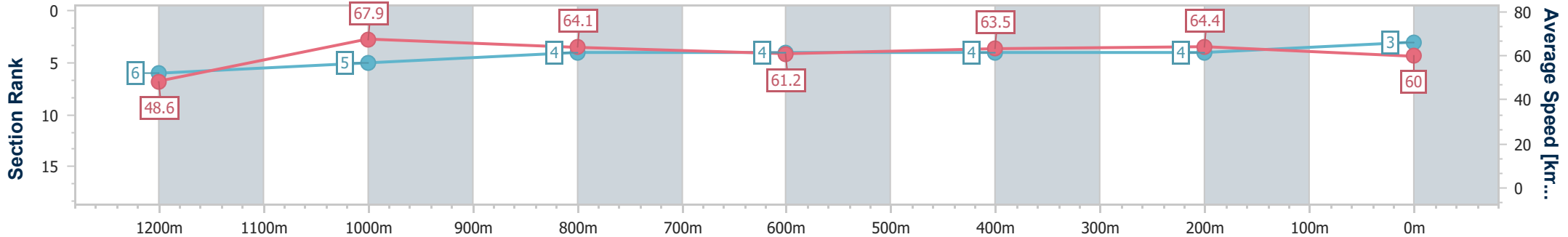
09 November 2024 - 13:23

Track Rating: Good 4, Weather: Fine, Rail Position: +2.5m Entire



BRISBANE
RACING CLUB

Section	Overall	1200m	1000m	800m	600m	400m	200m
Section Times	1:19.51 [3] (0:11.10)	1:08.41 [6] (0:10.66)	0:57.75 [5] (0:11.27)	0:46.48 [4] (0:11.88)	0:34.60 [4] (0:11.42)	0:23.18 [4] (0:11.17)	0:12.01 [4] (0:12.01)
Average Speed [km/h]	48.6	67.9	64.1	61.2	63.5	64.4	60.0
Top Speed [km/h]	67.7	68.8	68.3	61.8	65.6	66.1	62.4
Avg. Dist. to Rail [m]	6.9	2.1	1.9	1.4	1.4	0.8	1.3
Avg. Stride Freq. [Hz]	2.1	2.3	2.2	2.1	2.2	2.3	2.2
Avg. Stride Length [m]	6.3	8.3	8.0	7.9	7.9	7.9	7.5



- [] Ranking at each section and finish
- .-.- No data available at this section
- NA No data available



Horse/Jockey Name	Five Rings
Final Rank	4
Fastest Section Time (Section)	0:10.99 (1000m)
Top Speed [km/h] (Section)	67.2 (1000m)
Race State	Finished



Doomben QLD Professional
Race 3: CONGRATULATIONS JOHN SYMONS & SHEILA LAXON No Metro Wins Handicap - 1350m

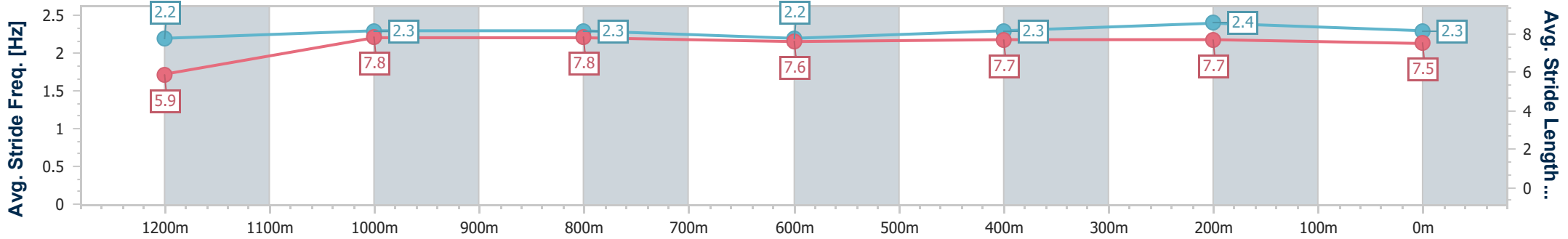
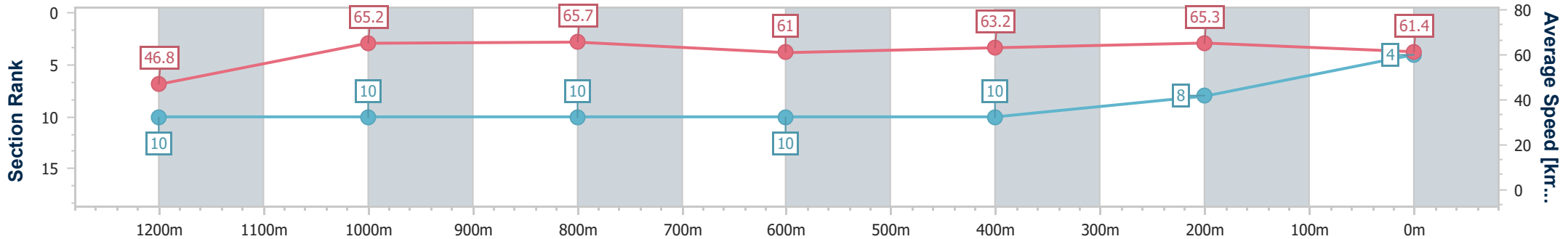
09 November 2024 - 13:23

Track Rating: Good 4, Weather: Fine, Rail Position: +2.5m Entire



BRISBANE
RACING CLUB

Section	Overall	1200m	1000m	800m	600m	400m	200m
Section Times	1:19.66 [4] (0:11.57)	1:08.09 [10] (0:11.06)	0:57.03 [10] (0:10.99)	0:46.04 [10] (0:11.81)	0:34.23 [10] (0:11.45)	0:22.78 [10] (0:11.02)	0:11.76 [8] (0:11.76)
Average Speed [km/h]	46.8	65.2	65.7	61.0	63.2	65.3	61.4
Top Speed [km/h]	65.4	66.2	67.2	62.2	64.5	66.7	63.9
Avg. Dist. to Rail [m]	5.3	0.3	0.3	0.9	0.8	2.4	3.3
Avg. Stride Freq. [Hz]	2.2	2.3	2.3	2.2	2.3	2.4	2.3
Avg. Stride Length [m]	5.9	7.8	7.8	7.6	7.7	7.7	7.5



- [] Ranking at each section and finish
- .-.- No data available at this section
- NA No data available



Horse/Jockey Name	Bowrider
Final Rank	5
Fastest Section Time (Section)	0:11.04 (1000m)
Top Speed [km/h] (Section)	67.9 (1000m)
Race State	Finished



Doomben QLD Professional
 Race 3: CONGRATULATIONS JOHN SYMONS & SHEILA
 LAXON No Metro Wins Handicap - 1350m

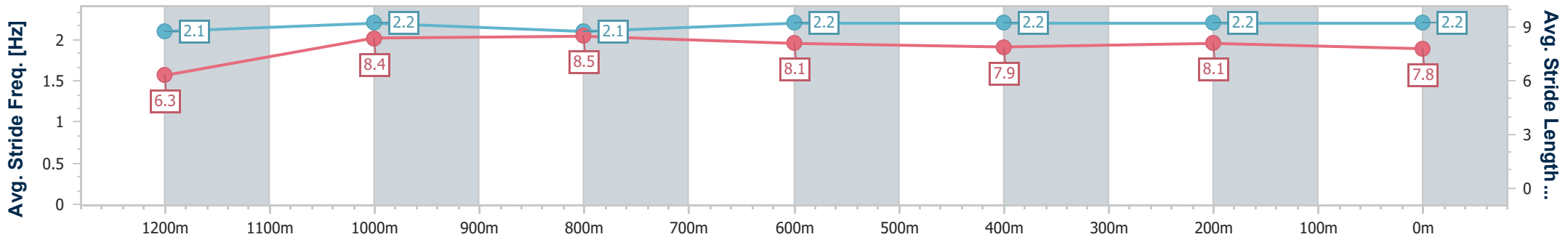
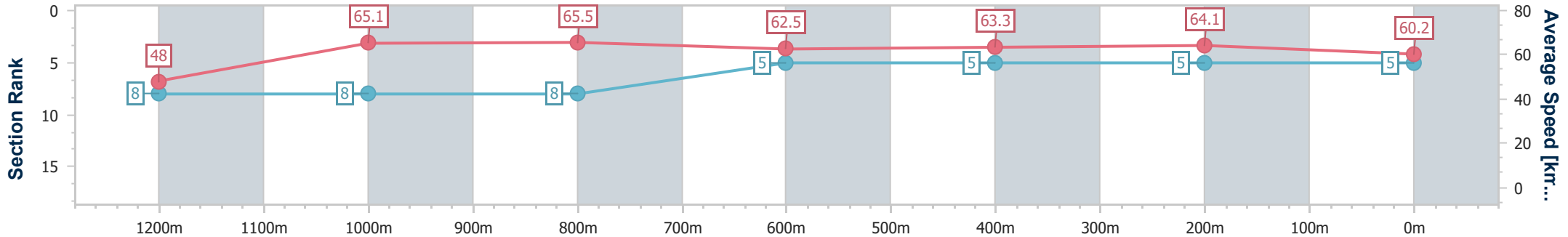
09 November 2024 - 13:23

Track Rating: Good 4, Weather: Fine, Rail Position: +2.5m Entire



BRISBANE
 RACING CLUB

Section	Overall	1200m	1000m	800m	600m	400m	200m
Section Times	1:19.70 [5] (0:11.24)	1:08.46 [8] (0:11.06)	0:57.40 [8] (0:11.04)	0:46.36 [8] (0:11.63)	0:34.73 [5] (0:11.54)	0:23.19 [5] (0:11.24)	0:11.95 [5] (0:11.95)
Average Speed [km/h]	48.0	65.1	65.5	62.5	63.3	64.1	60.2
Top Speed [km/h]	64.8	66.9	67.9	63.6	64.0	64.6	63.5
Avg. Dist. to Rail [m]	3.9	1.1	1.4	2.2	2.2	0.7	1.9
Avg. Stride Freq. [Hz]	2.1	2.2	2.1	2.2	2.2	2.2	2.2
Avg. Stride Length [m]	6.3	8.4	8.5	8.1	7.9	8.1	7.8



- [] Ranking at each section and finish
- .-.- No data available at this section
- NA No data available



Horse/Jockey Name	Treasurer
Final Rank	6
Fastest Section Time (Section)	0:10.98 (1200m)
Top Speed [km/h] (Section)	67.8 (1000m)
Race State	Finished



Doomben QLD Professional
 Race 3: CONGRATULATIONS JOHN SYMONS & SHEILA
 LAXON No Metro Wins Handicap - 1350m

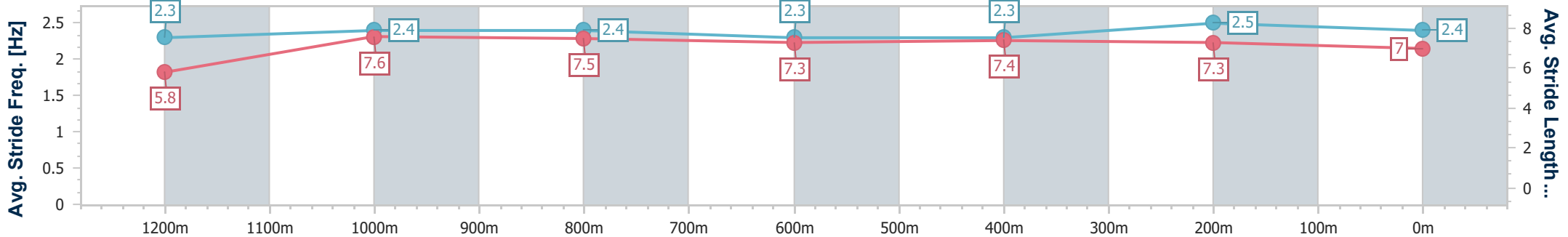
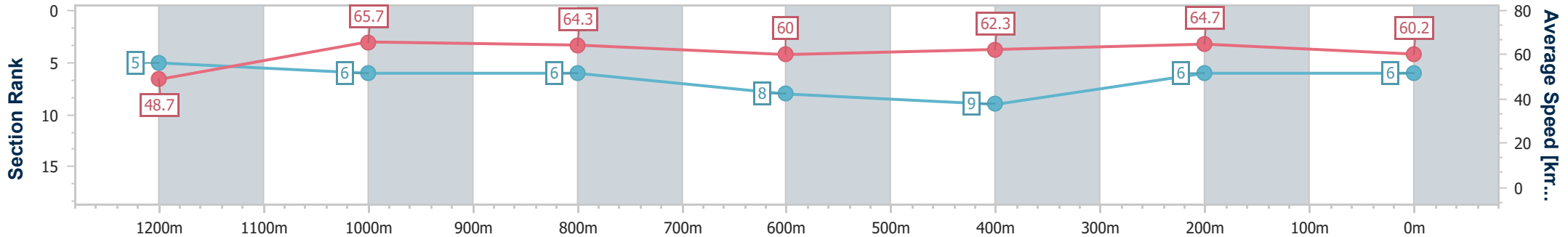
09 November 2024 - 13:23

Track Rating: Good 4, Weather: Fine, Rail Position: +2.5m Entire



BRISBANE
RACING CLUB

Section	Overall	1200m	1000m	800m	600m	400m	200m
Section Times	1:19.76 [6] (0:11.05)	1:08.71 [5] (0:10.98)	0:57.73 [6] (0:11.19)	0:46.54 [6] (0:12.01)	0:34.53 [8] (0:11.52)	0:23.01 [9] (0:11.07)	0:11.94 [6] (0:11.94)
Average Speed [km/h]	48.7	65.7	64.3	60.0	62.3	64.7	60.2
Top Speed [km/h]	64.2	67.6	67.8	61.1	64.6	65.6	64.3
Avg. Dist. to Rail [m]	2.0	0.5	0.2	0.2	0.9	1.5	0.5
Avg. Stride Freq. [Hz]	2.3	2.4	2.4	2.3	2.3	2.5	2.4
Avg. Stride Length [m]	5.8	7.6	7.5	7.3	7.4	7.3	7.0



- [] Ranking at each section and finish
- .-.- No data available at this section
- NA No data available



Horse/Jockey Name	Brentwood
Final Rank	7
Fastest Section Time (Section)	0:10.51 (1200m)
Top Speed [km/h] (Section)	70.0 (1200m)
Race State	Finished



Doomben QLD Professional
 Race 3: CONGRATULATIONS JOHN SYMONS & SHEILA
 LAXON No Metro Wins Handicap - 1350m

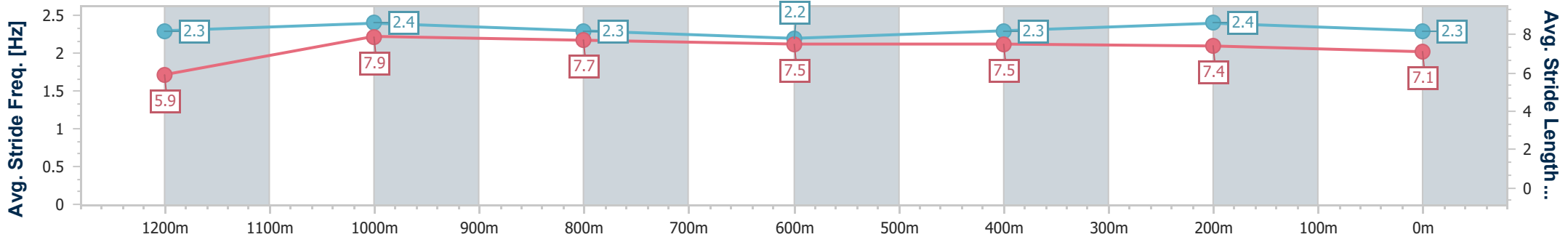
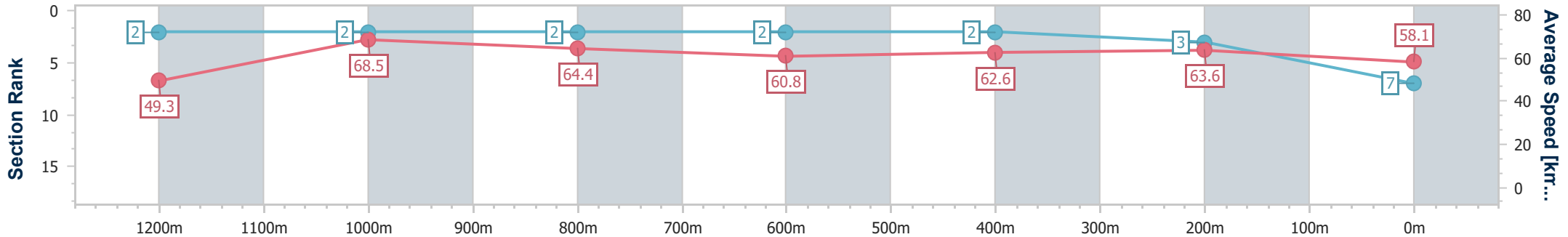
09 November 2024 - 13:23

Track Rating: Good 4, Weather: Fine, Rail Position: +2.5m Entire



BRISBANE
 RACING CLUB

Section	Overall	1200m	1000m	800m	600m	400m	200m
Section Times	1:19.88 [7] (0:10.95)	1:08.93 [2] (0:10.51)	0:58.42 [2] (0:11.28)	0:47.14 [2] (0:11.95)	0:35.19 [2] (0:11.51)	0:23.68 [2] (0:11.30)	0:12.38 [3] (0:12.38)
Average Speed [km/h]	49.3	68.5	64.4	60.8	62.6	63.6	58.1
Top Speed [km/h]	69.8	70.0	67.5	61.6	63.8	65.1	62.3
Avg. Dist. to Rail [m]	8.2	2.6	2.3	1.6	0.5	0.3	0.5
Avg. Stride Freq. [Hz]	2.3	2.4	2.3	2.2	2.3	2.4	2.3
Avg. Stride Length [m]	5.9	7.9	7.7	7.5	7.5	7.4	7.1



- [] Ranking at each section and finish
- .-.- No data available at this section
- NA No data available



Horse/Jockey Name	Schmoozer
Final Rank	8
Fastest Section Time (Section)	0:11.06 (1200m)
Top Speed [km/h] (Section)	66.4 (1200m)
Race State	Finished



Doomben QLD Professional
 Race 3: CONGRATULATIONS JOHN SYMONS & SHEILA
 LAXON No Metro Wins Handicap - 1350m

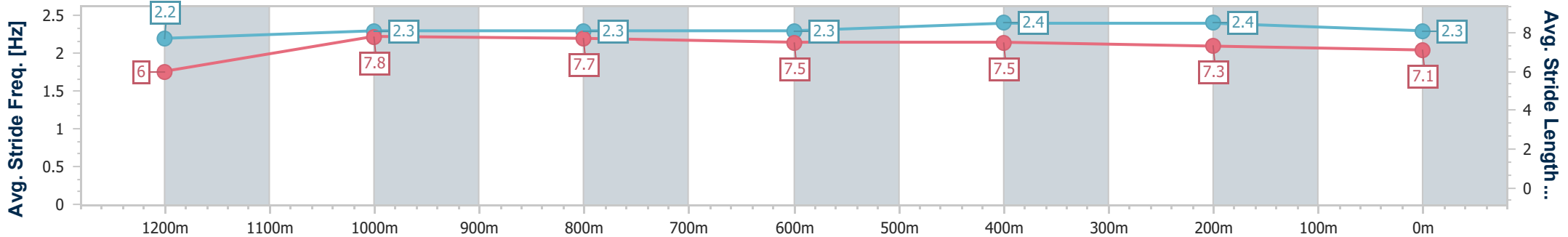
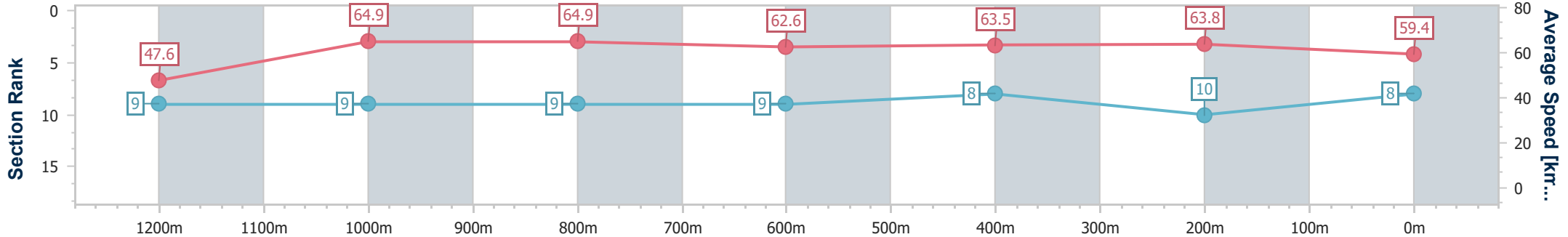
09 November 2024 - 13:23

Track Rating: Good 4, Weather: Fine, Rail Position: +2.5m Entire



BRISBANE
RACING CLUB

Section	Overall	1200m	1000m	800m	600m	400m	200m
Section Times	1:20.09 [8] (0:11.39)	1:08.70 [9] (0:11.06)	0:57.64 [9] (0:11.12)	0:46.52 [9] (0:11.69)	0:34.83 [9] (0:11.42)	0:23.41 [8] (0:11.31)	0:12.10 [10] (0:12.10)
Average Speed [km/h]	47.6	64.9	64.9	62.6	63.5	63.8	59.4
Top Speed [km/h]	63.1	66.4	66.0	64.8	64.7	65.3	63.8
Avg. Dist. to Rail [m]	9.8	1.8	1.0	2.4	1.3	2.9	5.3
Avg. Stride Freq. [Hz]	2.2	2.3	2.3	2.3	2.4	2.4	2.3
Avg. Stride Length [m]	6.0	7.8	7.7	7.5	7.5	7.3	7.1



- [] Ranking at each section and finish
- .-.- No data available at this section
- NA No data available



Horse/Jockey Name	Groovin' The Moo
Final Rank	9
Fastest Section Time (Section)	0:10.83 (1200m)
Top Speed [km/h] (Section)	68.1 (1200m)
Race State	Finished



Doomben QLD Professional
Race 3: CONGRATULATIONS JOHN SYMONS & SHEILA LAXON No Metro Wins Handicap - 1350m

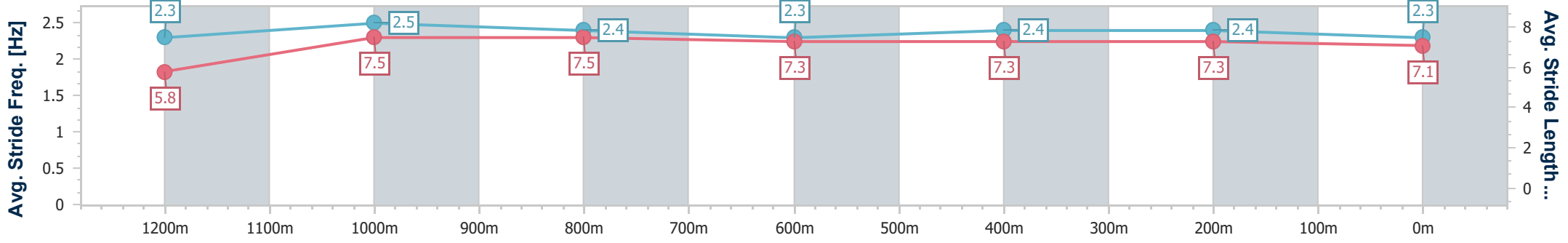
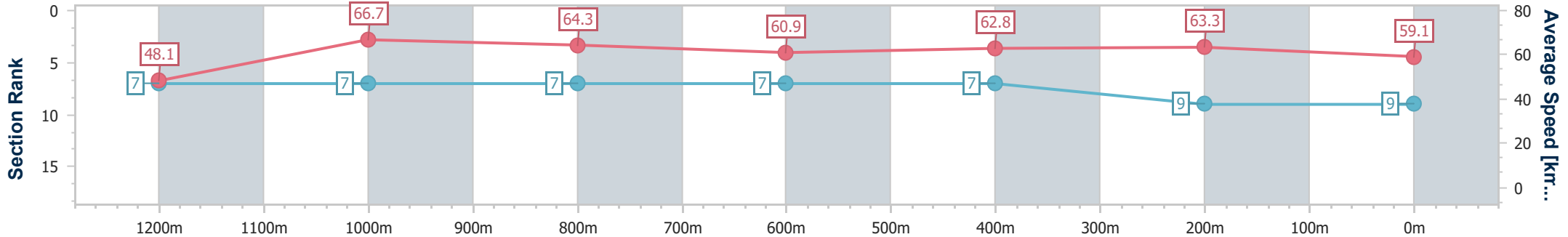
09 November 2024 - 13:23

Track Rating: Good 4, Weather: Fine, Rail Position: +2.5m Entire



BRISBANE
RACING CLUB

Section	Overall	1200m	1000m	800m	600m	400m	200m
Section Times	1:20.14 [9] (0:11.21)	1:08.93 [7] (0:10.83)	0:58.10 [7] (0:11.22)	0:46.88 [7] (0:11.90)	0:34.98 [7] (0:11.45)	0:23.53 [7] (0:11.32)	0:12.21 [9] (0:12.21)
Average Speed [km/h]	48.1	66.7	64.3	60.9	62.8	63.3	59.1
Top Speed [km/h]	64.8	68.1	67.7	62.4	63.6	64.3	62.1
Avg. Dist. to Rail [m]	5.0	2.3	2.2	0.9	0.6	1.0	1.5
Avg. Stride Freq. [Hz]	2.3	2.5	2.4	2.3	2.4	2.4	2.3
Avg. Stride Length [m]	5.8	7.5	7.5	7.3	7.3	7.3	7.1



- [] Ranking at each section and finish
- .-.- No data available at this section
- NA No data available



Horse/Jockey Name	Drialle
Final Rank	10
Fastest Section Time (Section)	0:10.77 (1200m)
Top Speed [km/h] (Section)	68.1 (1200m)
Race State	Finished



Doomben QLD Professional
Race 3: CONGRATULATIONS JOHN SYMONS & SHEILA LAXON No Metro Wins Handicap - 1350m

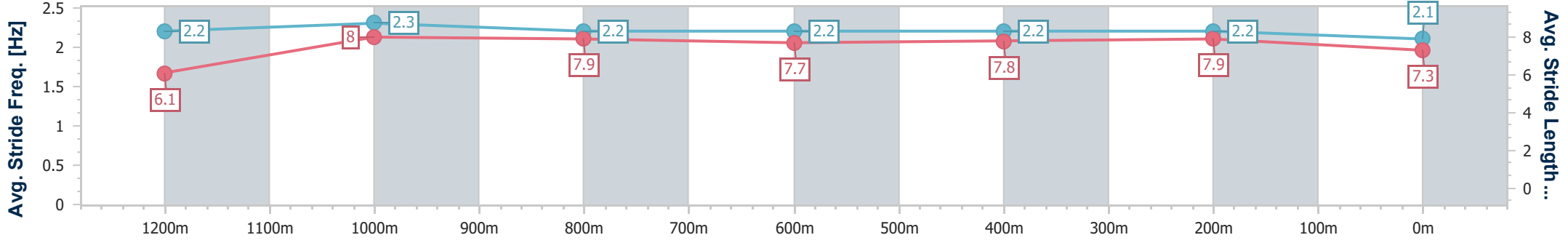
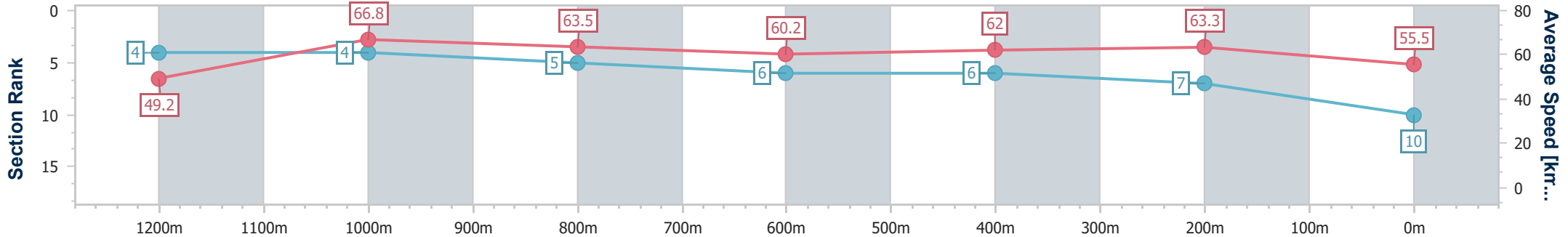
09 November 2024 - 13:23

Track Rating: Good 4, Weather: Fine, Rail Position: +2.5m Entire



BRISBANE
RACING CLUB

Section	Overall	1200m	1000m	800m	600m	400m	200m
Section Times	1:20.83 [10] (0:10.99)	1:09.84 [4] (0:10.77)	0:59.07 [4] (0:11.36)	0:47.71 [5] (0:11.92)	0:35.79 [6] (0:11.51)	0:24.28 [6] (0:11.33)	0:12.95 [7] (0:12.95)
Average Speed [km/h]	49.2	66.8	63.5	60.2	62.0	63.3	55.5
Top Speed [km/h]	65.4	68.1	66.4	61.4	63.3	64.1	60.9
Avg. Dist. to Rail [m]	2.2	1.0	0.5	0.3	1.4	2.5	2.3
Avg. Stride Freq. [Hz]	2.2	2.3	2.2	2.2	2.2	2.2	2.1
Avg. Stride Length [m]	6.1	8.0	7.9	7.7	7.8	7.9	7.3



- [] Ranking at each section and finish
- .-.- No data available at this section
- NA No data available



Doomben QLD Professional
Race 4: CONGRATULATIONS ROBBIE DOLAN BENCHMARK 68
Handicap - 1350m
09 November 2024 - 14:02



BRISBANE
RACING CLUB

Track Rating: Good 4, Weather: Fine, Rail Position: +2.5m Entire

Section		Overall	1200m	1000m	800m	600m	400m	Last 600m				
Field Times		1:20.03 (0:10.88)	1:09.15 (0:10.91)	0:58.24 (0:11.97)	0:46.27 (0:11.80)	0:34.47 (0:11.43)	0:23.04 (0:11.24)	0:34.47				
Rank	TAB Horse/Jockey	Barrier	Top Speed [km/h]	Fastest Section	Distance Travelled [m]							
1	15 RING ME UP Bailey Wheeler	3	66.2 1200m	0:11.02 1200m	1:20.03 [1] (0:11.47)	1:08.56 [7] (0:11.02)	0:57.54 [7] (0:11.68)	0:45.86 [6] (0:11.83)	0:34.03 [6] (0:11.34)	0:22.69 [6] (0:11.16)	0:34.03	
2	1 HE'S HEAVEN Paul Hamblin	21	67.6 1200m	0:10.93 400m	1:20.04 [2] (0:11.58)	1:08.46 [8] (0:11.06)	0:57.40 [9] (0:11.59)	0:45.81 [7] (0:11.99)	0:33.82 [8] (0:11.40)	0:22.42 [9] (0:10.93)	0:33.82	+3
3	18 TAVS Noel Callow	11	66.8 400m	0:10.94 1200m	1:20.13 [3] (0:11.80)	1:08.33 [10] (0:10.94)	0:57.39 [10] (0:11.72)	0:45.67 [9] (0:11.77)	0:33.90 [9] (0:11.32)	0:22.58 [7] (0:11.01)	0:33.90	+3
4	6 EXCEED SPEED Ryan Maloney	4	67.0 1200m	0:10.92 1200m	1:20.15 [4] (0:11.21)	1:08.94 [4] (0:10.92)	0:58.02 [3] (0:11.90)	0:46.12 [5] (0:11.80)	0:34.32 [4] (0:11.39)	0:22.93 [4] (0:11.17)	0:34.32	-2
5	3 MOONAN ME Tahlia Fenlon	5	66.8 1200m	0:10.91 1200m	1:20.25 [5] (0:11.69)	1:08.56 [9] (0:10.91)	0:57.65 [8] (0:11.89)	0:45.76 [10] (0:11.86)	0:33.90 [10] (0:11.32)	0:22.58 [10] (0:11.05)	0:33.90	-1
6	8 BENCOOLEN Ryan Wiggins	2	67.2 1200m	0:10.98 1200m	1:20.27 [6] (0:11.40)	1:08.87 [6] (0:10.98)	0:57.89 [6] (0:11.97)	0:45.92 [8] (0:11.86)	0:34.06 [7] (0:11.35)	0:22.71 [8] (0:11.13)	0:34.06	-4
7	19 ANDERSEN Nikita Beriman	8	68.5 1200m	0:10.88 Overall	1:20.40 [7] (0:10.88)	1:09.52 [1] (0:10.91)	0:58.61 [1] (0:11.97)	0:46.64 [1] (0:11.80)	0:34.84 [1] (0:11.43)	0:23.41 [1] (0:11.24)	0:34.84	-2
8	13 GLORIOUS RUBY Samantha Collett	9	66.8 1200m	0:10.99 1200m	1:20.92 [8] (0:11.03)	1:09.89 [2] (0:10.99)	0:58.90 [2] (0:11.78)	0:47.12 [2] (0:11.90)	0:35.22 [3] (0:11.29)	0:23.93 [2] (0:11.42)	0:35.22	-1
9	7 HALFAHOPE Boris Thornton	20	66.1 1200m	0:11.01 1200m	1:21.08 [9] (0:11.15)	1:09.93 [3] (0:11.01)	0:58.92 [4] (0:11.67)	0:47.25 [3] (0:12.01)	0:35.24 [5] (0:11.47)	0:23.77 [5] (0:11.33)	0:35.24	+4
10	5 BALTRAY Cody Collis	10	67.3 1200m	0:10.89 1200m	1:21.28 [10] (0:11.40)	1:09.88 [5] (0:10.89)	0:58.99 [5] (0:11.69)	0:47.30 [4] (0:11.61)	0:35.69 [2] (0:11.50)	0:24.19 [3] (0:11.44)	0:35.69	+4

Scratched: Invincible Tears (#14), Torabella (#16), Treasurer (#20), Excessive (#17), Five Rings (#21), Bowrider (#2), Lordster (#4), Better Be Nordy (#9), Hydroelectric (#10), Schmooser (#11), Pipistrelle (#12)

[] Ranking at each section and finish
 -:-:- No data available at this section
 NA No data available

SCN Saddle cloth number
 DNF Did not finish
 DNT Did not track



Doomben QLD Professional
Race 4: CONGRATULATIONS ROBBIE DOLAN BENCHMARK 68
Handicap - 1350m
09 November 2024 - 14:02



Track Rating: Good 4, Weather: Fine, Rail Position: +2.5m Entire

Section				200m				Last 600m		
Field Times				0:11.80 (0:11.80)				0:34.47		
Rank	TAB	Horse/Jockey	Barrier	Top Speed [km/h]	Fastest Section	Margin			Distance Travelled [m]	
1	15	RING ME UP Bailey Wheeler	3	66.2 1200m	0:11.02 1200m	0:11.53 [4] (0:11.53)	1:20.03		0:34.03	
2	1	HE'S HEAVEN Paul Hamblin	21	67.6 1200m	0:10.93 400m	0:11.49 [6] (0:11.49)	0.1L		0:33.82	+3
3	18	TAVS Noel Callow	11	66.8 400m	0:10.94 1200m	0:11.57 [7] (0:11.57)	0.6L		0:33.90	+3
4	6	EXCEED SPEED Ryan Maloney	4	67.0 1200m	0:10.92 1200m	0:11.76 [2] (0:11.76)	0.74L		0:34.32	-2
5	3	MOONAN ME Tahlia Fenlon	5	66.8 1200m	0:10.91 1200m	0:11.53 [10] (0:11.53)	1.33L		0:33.90	-1
6	8	BENCOOLEN Ryan Wiggins	2	67.2 1200m	0:10.98 1200m	0:11.58 [9] (0:11.58)	1.43L		0:34.06	-4
7	19	ANDERSEN Nikita Beriman	8	68.5 1200m	0:10.88 Overall	0:12.17 [1] (0:12.17)	2.18L		0:34.84	-2
8	13	GLORIOUS RUBY Samantha Collett	9	66.8 1200m	0:10.99 1200m	0:12.51 [3] (0:12.51)	5.25L		0:35.22	-1
9	7	HALFAHOPE Boris Thornton	20	66.1 1200m	0:11.01 1200m	0:12.44 [8] (0:12.44)	6.17L		0:35.24	+4
10	5	BALTRAY Cody Collis	10	67.3 1200m	0:10.89 1200m	0:12.75 [5] (0:12.75)	7.36L		0:35.69	+4

Scratched: Invincible Tears (#14), Torabella (#16), Treasurer (#20), Excessive (#17), Five Rings (#21), Bowrider (#2), Lordster (#4), Better Be Nordy (#9), Hydroelectric (#10), Schmooser (#11), Pipistrelle (#12)

[] Ranking at each section and finish
 -:-:- No data available at this section
 NA No data available

SCN Saddle cloth number
 DNF Did not finish
 DNT Did not track



Horse/Jockey Name	Ring Me Up
Final Rank	1
Fastest Section Time (Section)	0:11.02 (1200m)
Top Speed [km/h] (Section)	66.2 (1200m)
Race State	Finished

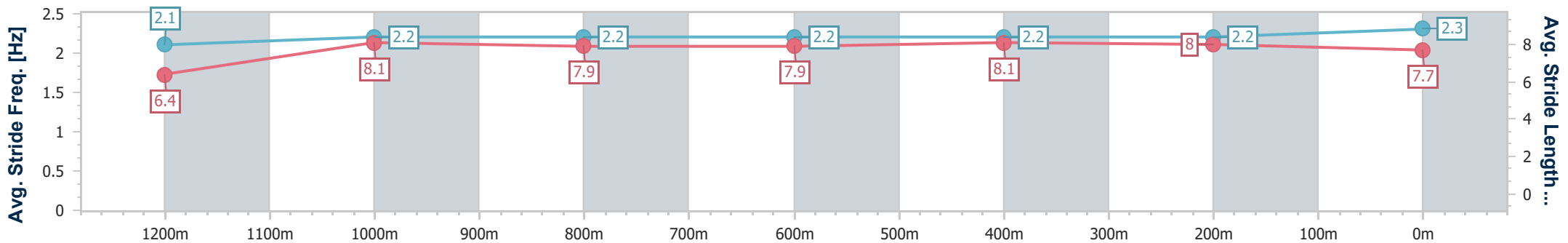
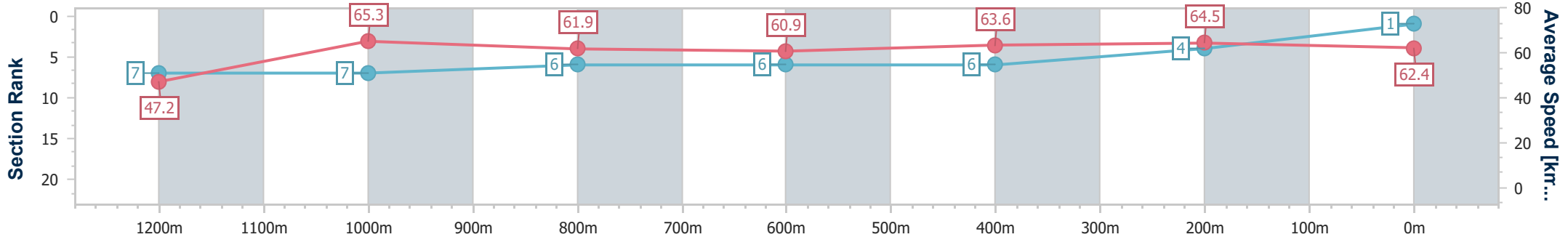


Doomben QLD Professional
Race 4: CONGRATULATIONS ROBBIE DOLAN BENCHMARK 68
 Handicap - 1350m
 09 November 2024 - 14:02
 Track Rating: Good 4, Weather: Fine, Rail Position: +2.5m Entire



BRISBANE
RACING CLUB

Section	Overall	1200m	1000m	800m	600m	400m	200m
Section Times	1:20.03 [1] (0:11.47)	1:08.56 [7] (0:11.02)	0:57.54 [7] (0:11.68)	0:45.86 [6] (0:11.83)	0:34.03 [6] (0:11.34)	0:22.69 [6] (0:11.16)	0:11.53 [4] (0:11.53)
Average Speed [km/h]	47.2	65.3	61.9	60.9	63.6	64.5	62.4
Top Speed [km/h]	64.9	66.2	65.0	63.8	65.3	65.5	64.9
Avg. Dist. to Rail [m]	2.9	1.1	0.9	0.7	0.2	1.4	2.1
Avg. Stride Freq. [Hz]	2.1	2.2	2.2	2.2	2.2	2.2	2.3
Avg. Stride Length [m]	6.4	8.1	7.9	7.9	8.1	8.0	7.7



- [] Ranking at each section and finish
- .-.- No data available at this section
- NA No data available



Horse/Jockey Name	He's Heaven
Final Rank	2
Fastest Section Time (Section)	0:10.93 (400m)
Top Speed [km/h] (Section)	67.6 (1200m)
Race State	Finished

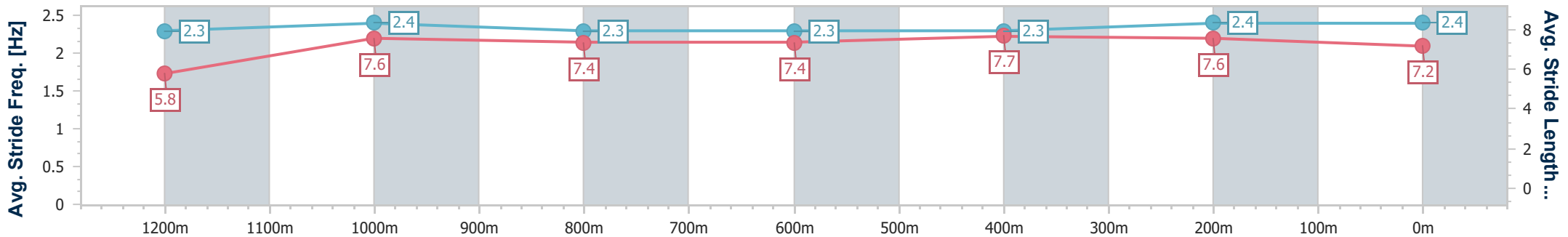
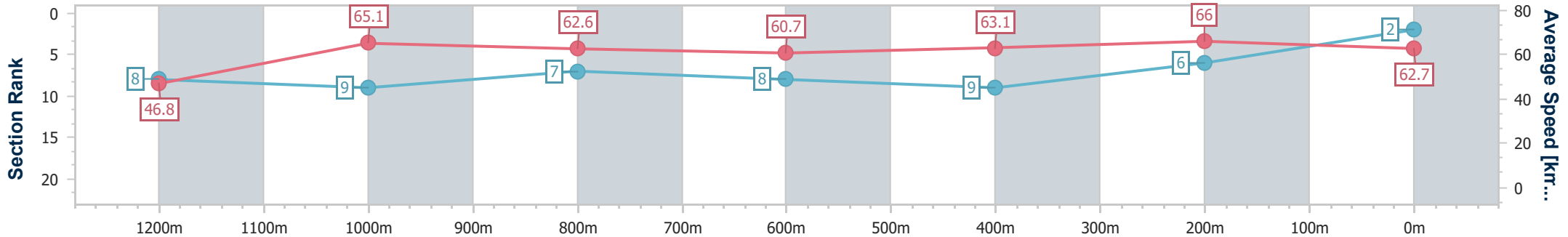


Doomben QLD Professional
Race 4: CONGRATULATIONS ROBBIE DOLAN BENCHMARK 68
 Handicap - 1350m
 09 November 2024 - 14:02
 Track Rating: Good 4, Weather: Fine, Rail Position: +2.5m Entire



BRISBANE
RACING CLUB

Section	Overall	1200m	1000m	800m	600m	400m	200m
Section Times	1:20.04 [2] (0:11.58)	1:08.46 [8] (0:11.06)	0:57.40 [9] (0:11.59)	0:45.81 [7] (0:11.99)	0:33.82 [8] (0:11.40)	0:22.42 [9] (0:10.93)	0:11.49 [6] (0:11.49)
Average Speed [km/h]	46.8	65.1	62.6	60.7	63.1	66.0	62.7
Top Speed [km/h]	66.6	67.6	66.2	62.6	65.2	67.2	66.1
Avg. Dist. to Rail [m]	8.5	3.7	2.5	1.7	0.8	2.4	2.6
Avg. Stride Freq. [Hz]	2.3	2.4	2.3	2.3	2.3	2.4	2.4
Avg. Stride Length [m]	5.8	7.6	7.4	7.4	7.7	7.6	7.2



- [] Ranking at each section and finish
- .-.- No data available at this section
- NA No data available



Horse/Jockey Name	Tavs
Final Rank	3
Fastest Section Time (Section)	0:10.94 (1200m)
Top Speed [km/h] (Section)	66.8 (400m)
Race State	Finished

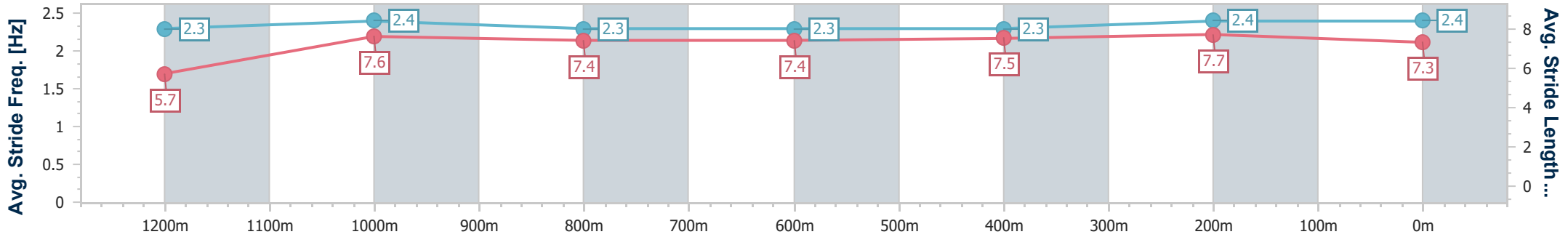
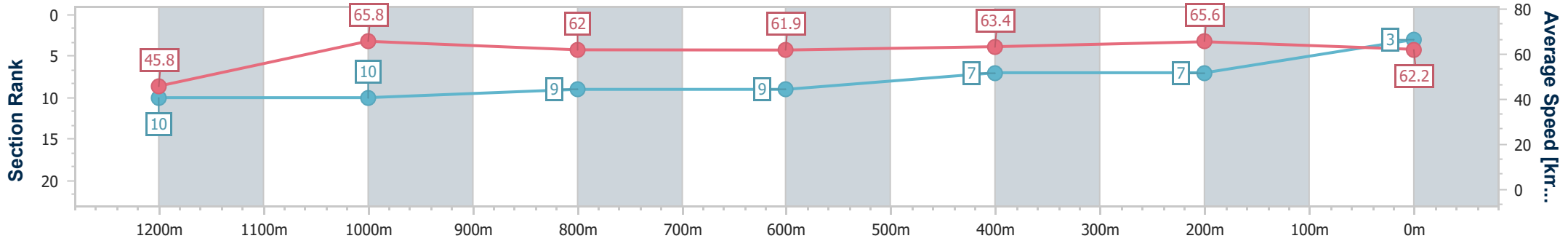


Doomben QLD Professional
Race 4: CONGRATULATIONS ROBBIE DOLAN BENCHMARK 68
 Handicap - 1350m
 09 November 2024 - 14:02
 Track Rating: Good 4, Weather: Fine, Rail Position: +2.5m Entire



BRISBANE
RACING CLUB

Section	Overall	1200m	1000m	800m	600m	400m	200m
Section Times	1:20.13 [3] (0:11.80)	1:08.33 [10] (0:10.94)	0:57.39 [10] (0:11.72)	0:45.67 [9] (0:11.77)	0:33.90 [9] (0:11.32)	0:22.58 [7] (0:11.01)	0:11.57 [7] (0:11.57)
Average Speed [km/h]	45.8	65.8	62.0	61.9	63.4	65.6	62.2
Top Speed [km/h]	64.2	66.5	66.0	63.8	64.3	66.8	64.1
Avg. Dist. to Rail [m]	6.5	1.9	3.2	2.0	0.5	1.6	3.1
Avg. Stride Freq. [Hz]	2.3	2.4	2.3	2.3	2.3	2.4	2.4
Avg. Stride Length [m]	5.7	7.6	7.4	7.4	7.5	7.7	7.3



- [] Ranking at each section and finish
- .-.- No data available at this section
- NA No data available



Horse/Jockey Name	Exceed Speed
Final Rank	4
Fastest Section Time (Section)	0:10.92 (1200m)
Top Speed [km/h] (Section)	67.0 (1200m)
Race State	Finished



Doomben QLD Professional
Race 4: CONGRATULATIONS ROBBIE DOLAN BENCHMARK 68
 Handicap - 1350m

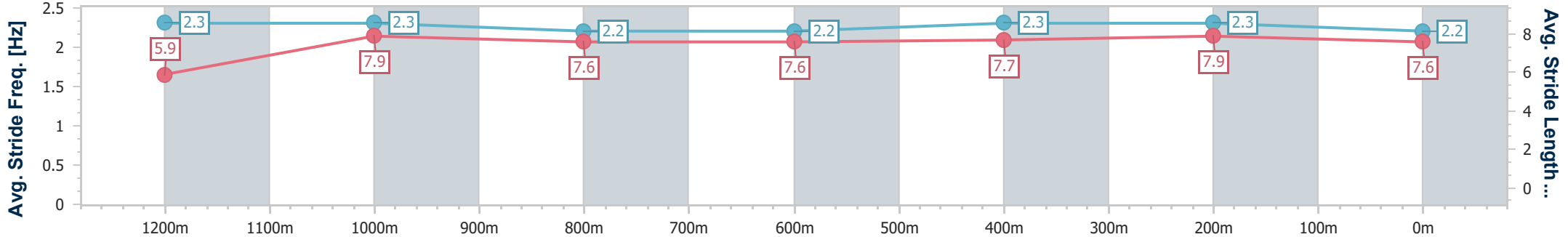
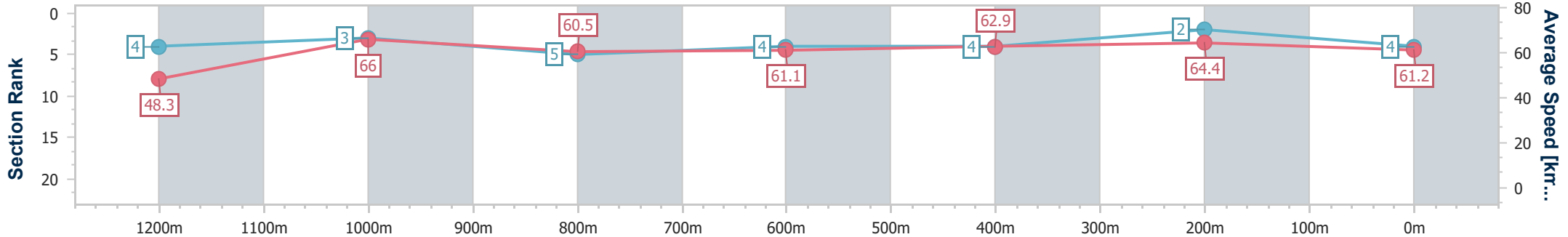


09 November 2024 - 14:02

BRISBANE
RACING CLUB

Track Rating: Good 4, Weather: Fine, Rail Position: +2.5m Entire

Section	Overall	1200m	1000m	800m	600m	400m	200m
Section Times	1:20.15 [4] (0:11.21)	1:08.94 [4] (0:10.92)	0:58.02 [3] (0:11.90)	0:46.12 [5] (0:11.80)	0:34.32 [4] (0:11.39)	0:22.93 [4] (0:11.17)	0:11.76 [2] (0:11.76)
Average Speed [km/h]	48.3	66.0	60.5	61.1	62.9	64.4	61.2
Top Speed [km/h]	64.7	67.0	63.7	63.2	63.4	64.9	64.3
Avg. Dist. to Rail [m]	3.6	0.7	0.6	0.2	0.6	0.7	1.3
Avg. Stride Freq. [Hz]	2.3	2.3	2.2	2.2	2.3	2.3	2.2
Avg. Stride Length [m]	5.9	7.9	7.6	7.6	7.7	7.9	7.6



- [] Ranking at each section and finish
- .-.- No data available at this section
- NA No data available



Horse/Jockey Name	Moonan Me
Final Rank	5
Fastest Section Time (Section)	0:10.91 (1200m)
Top Speed [km/h] (Section)	66.8 (1200m)
Race State	Finished

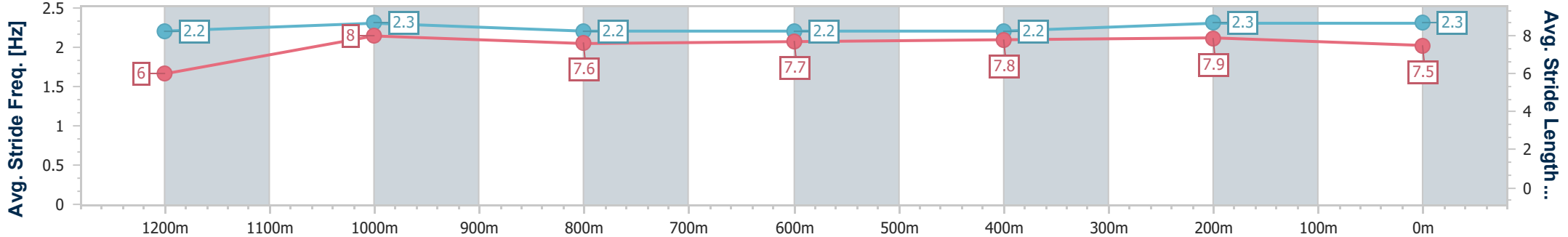
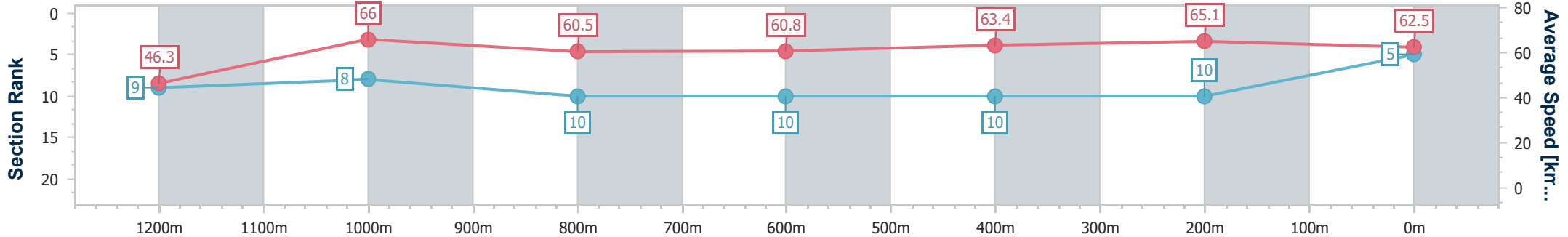


Doomben QLD Professional
Race 4: CONGRATULATIONS ROBBIE DOLAN BENCHMARK 68
 Handicap - 1350m
 09 November 2024 - 14:02
 Track Rating: Good 4, Weather: Fine, Rail Position: +2.5m Entire



BRISBANE
RACING CLUB

Section	Overall	1200m	1000m	800m	600m	400m	200m
Section Times	1:20.25 [5] (0:11.69)	1:08.56 [9] (0:10.91)	0:57.65 [8] (0:11.89)	0:45.76 [10] (0:11.86)	0:33.90 [10] (0:11.32)	0:22.58 [10] (0:11.05)	0:11.53 [10] (0:11.53)
Average Speed [km/h]	46.3	66.0	60.5	60.8	63.4	65.1	62.5
Top Speed [km/h]	64.1	66.8	65.6	63.8	63.8	66.4	65.0
Avg. Dist. to Rail [m]	3.5	0.6	0.1	0.1	0.6	2.7	4.7
Avg. Stride Freq. [Hz]	2.2	2.3	2.2	2.2	2.2	2.3	2.3
Avg. Stride Length [m]	6.0	8.0	7.6	7.7	7.8	7.9	7.5



- [] Ranking at each section and finish
- .-.- No data available at this section
- NA No data available



Horse/Jockey Name	Bencoolen
Final Rank	6
Fastest Section Time (Section)	0:10.98 (1200m)
Top Speed [km/h] (Section)	67.2 (1200m)
Race State	Finished

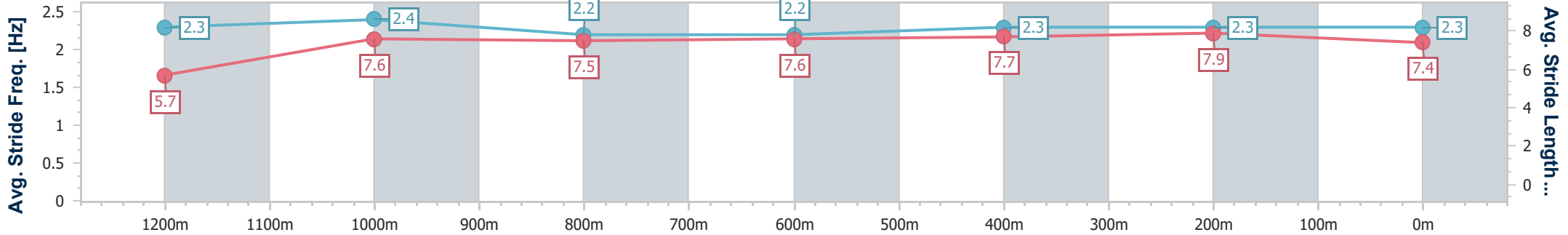
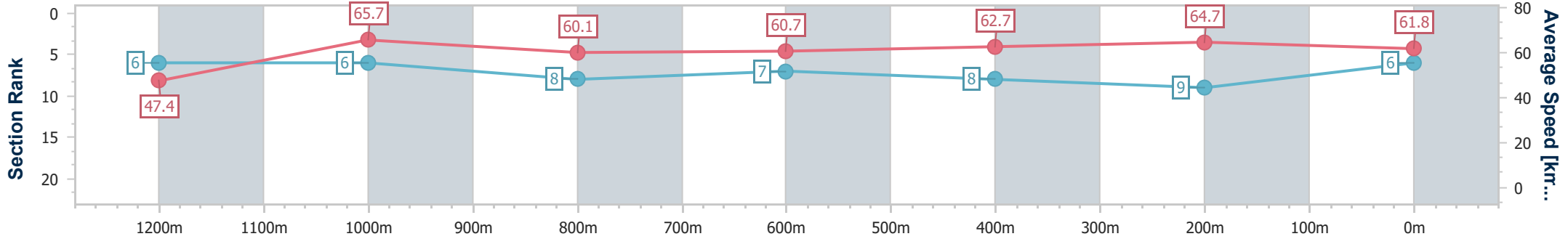


Doomben QLD Professional
Race 4: CONGRATULATIONS ROBBIE DOLAN BENCHMARK 68
 Handicap - 1350m
 09 November 2024 - 14:02
 Track Rating: Good 4, Weather: Fine, Rail Position: +2.5m Entire



BRISBANE
RACING CLUB

Section	Overall	1200m	1000m	800m	600m	400m	200m
Section Times	1:20.27 [6] (0:11.40)	1:08.87 [6] (0:10.98)	0:57.89 [6] (0:11.97)	0:45.92 [8] (0:11.86)	0:34.06 [7] (0:11.35)	0:22.71 [8] (0:11.13)	0:11.58 [9] (0:11.58)
Average Speed [km/h]	47.4	65.7	60.1	60.7	62.7	64.7	61.8
Top Speed [km/h]	63.5	67.2	64.3	63.3	63.7	65.3	65.5
Avg. Dist. to Rail [m]	1.6	0.2	0.8	0.6	1.6	0.9	0.8
Avg. Stride Freq. [Hz]	2.3	2.4	2.2	2.2	2.3	2.3	2.3
Avg. Stride Length [m]	5.7	7.6	7.5	7.6	7.7	7.9	7.4



- [] Ranking at each section and finish
- .-.- No data available at this section
- NA No data available



Horse/Jockey Name	Andersen
Final Rank	7
Fastest Section Time (Section)	0:10.88 (Overall)
Top Speed [km/h] (Section)	68.5 (1200m)
Race State	Finished

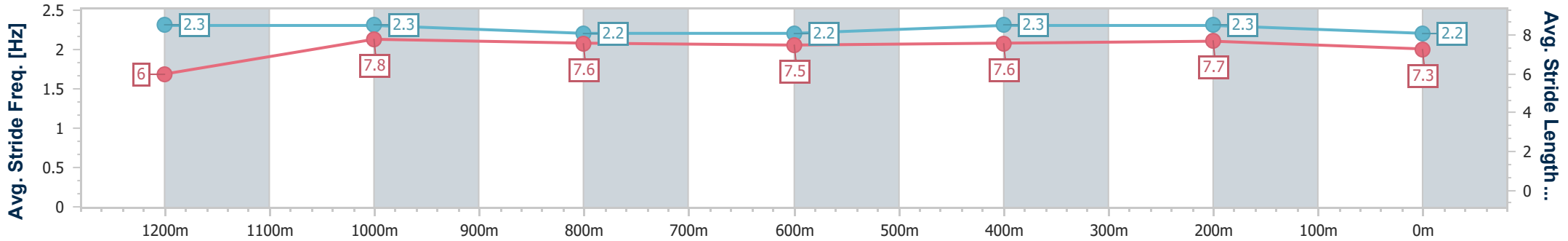
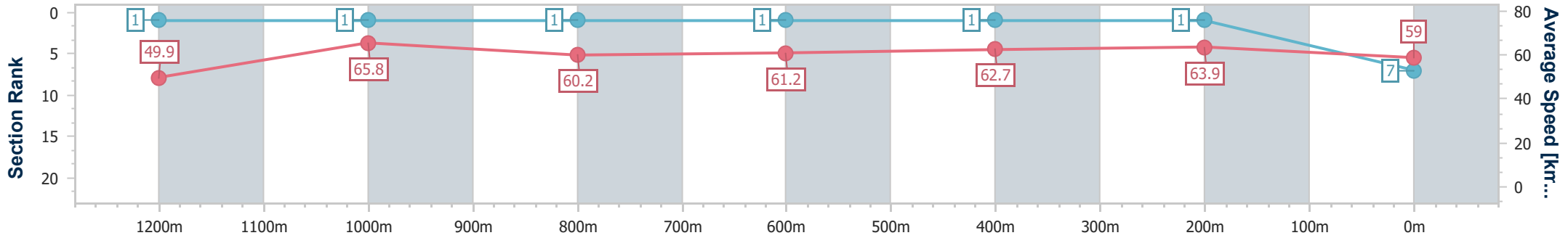


Doomben QLD Professional
Race 4: CONGRATULATIONS ROBBIE DOLAN BENCHMARK 68
 Handicap - 1350m
 09 November 2024 - 14:02
 Track Rating: Good 4, Weather: Fine, Rail Position: +2.5m Entire



BRISBANE
RACING CLUB

Section	Overall	1200m	1000m	800m	600m	400m	200m
Section Times	1:20.40 [7] (0:10.88)	1:09.52 [1] (0:10.91)	0:58.61 [1] (0:11.97)	0:46.64 [1] (0:11.80)	0:34.84 [1] (0:11.43)	0:23.41 [1] (0:11.24)	0:12.17 [1] (0:12.17)
Average Speed [km/h]	49.9	65.8	60.2	61.2	62.7	63.9	59.0
Top Speed [km/h]	66.8	68.5	62.9	62.9	63.1	64.8	62.7
Avg. Dist. to Rail [m]	5.1	1.2	0.4	0.2	0.7	1.5	0.5
Avg. Stride Freq. [Hz]	2.3	2.3	2.2	2.2	2.3	2.3	2.2
Avg. Stride Length [m]	6.0	7.8	7.6	7.5	7.6	7.7	7.3



- [] Ranking at each section and finish
- .-.- No data available at this section
- NA No data available



Horse/Jockey Name	Glorious Ruby
Final Rank	8
Fastest Section Time (Section)	0:10.99 (1200m)
Top Speed [km/h] (Section)	66.8 (1200m)
Race State	Finished

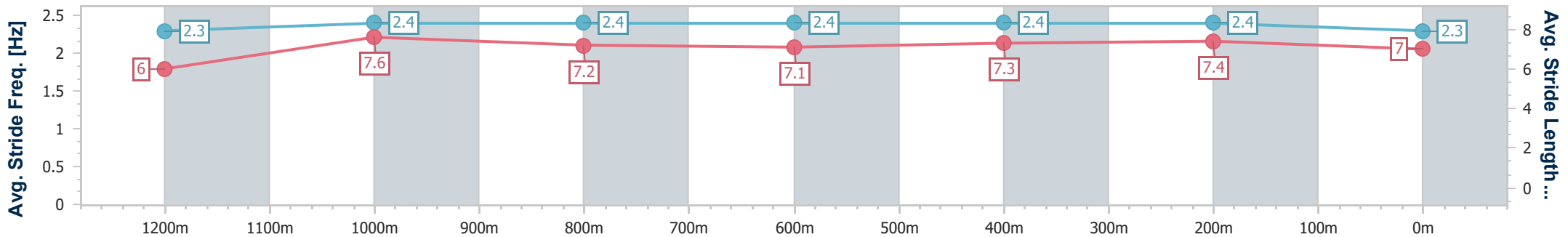
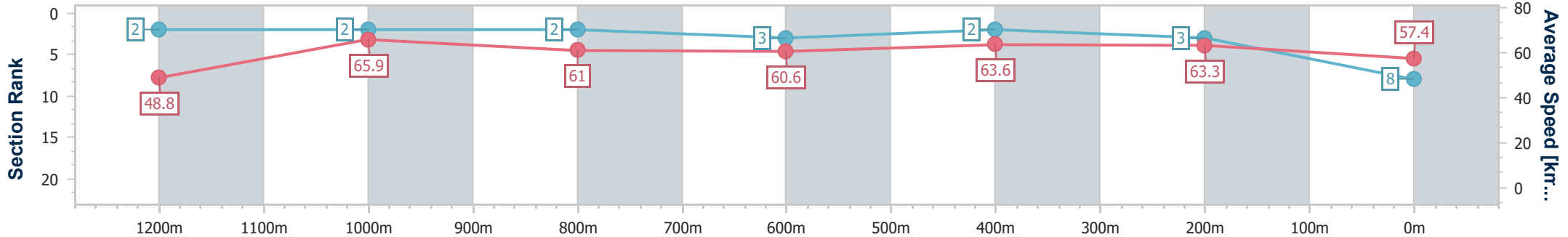


Doomben QLD Professional
Race 4: CONGRATULATIONS ROBBIE DOLAN BENCHMARK 68
 Handicap - 1350m
 09 November 2024 - 14:02
 Track Rating: Good 4, Weather: Fine, Rail Position: +2.5m Entire



BRISBANE
RACING CLUB

Section	Overall	1200m	1000m	800m	600m	400m	200m
Section Times	1:20.92 [8] (0:11.03)	1:09.89 [2] (0:10.99)	0:58.90 [2] (0:11.78)	0:47.12 [2] (0:11.90)	0:35.22 [3] (0:11.29)	0:23.93 [2] (0:11.42)	0:12.51 [3] (0:12.51)
Average Speed [km/h]	48.8	65.9	61.0	60.6	63.6	63.3	57.4
Top Speed [km/h]	65.5	66.8	63.2	62.7	65.0	64.2	60.3
Avg. Dist. to Rail [m]	5.8	0.9	0.4	0.7	0.3	0.8	1.0
Avg. Stride Freq. [Hz]	2.3	2.4	2.4	2.4	2.4	2.4	2.3
Avg. Stride Length [m]	6.0	7.6	7.2	7.1	7.3	7.4	7.0



- [] Ranking at each section and finish
- .-.- No data available at this section
- NA No data available



Horse/Jockey Name	Halfahope
Final Rank	9
Fastest Section Time (Section)	0:11.01 (1200m)
Top Speed [km/h] (Section)	66.1 (1200m)
Race State	Finished

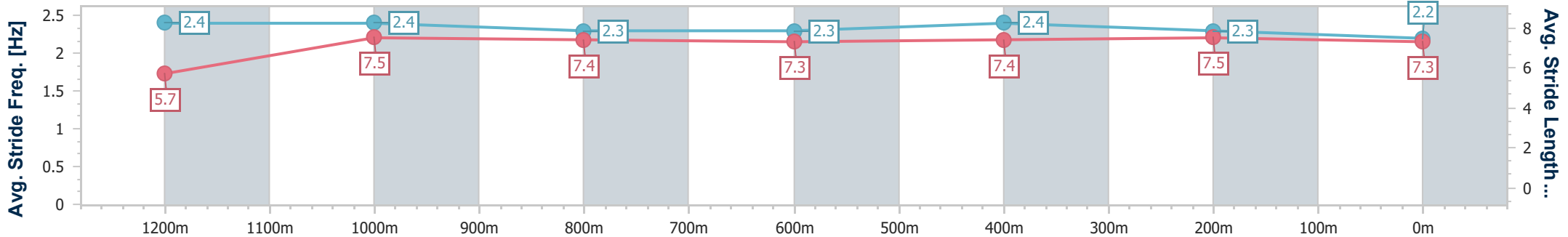
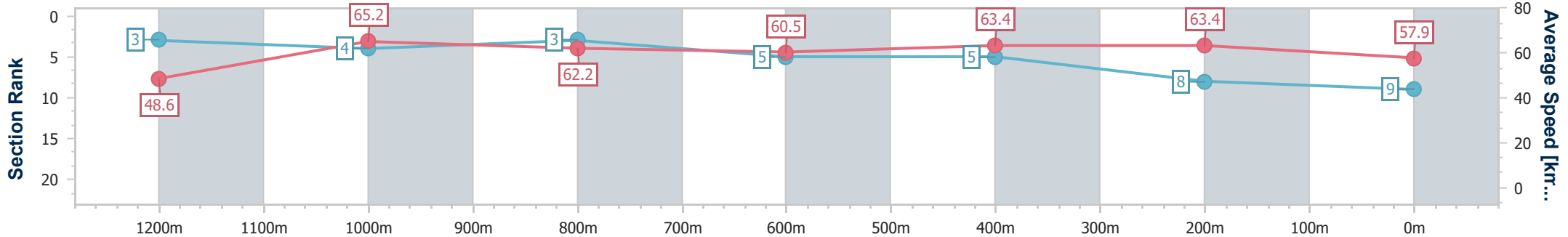


Doomben QLD Professional
Race 4: CONGRATULATIONS ROBBIE DOLAN BENCHMARK 68
 Handicap - 1350m
 09 November 2024 - 14:02
 Track Rating: Good 4, Weather: Fine, Rail Position: +2.5m Entire



BRISBANE
RACING CLUB

Section	Overall	1200m	1000m	800m	600m	400m	200m
Section Times	1:21.08 [9] (0:11.15)	1:09.93 [3] (0:11.01)	0:58.92 [4] (0:11.67)	0:47.25 [3] (0:12.01)	0:35.24 [5] (0:11.47)	0:23.77 [5] (0:11.33)	0:12.44 [8] (0:12.44)
Average Speed [km/h]	48.6	65.2	62.2	60.5	63.4	63.4	57.9
Top Speed [km/h]	65.7	66.1	64.1	62.9	64.0	64.5	61.0
Avg. Dist. to Rail [m]	7.6	2.1	2.1	1.9	1.3	1.6	3.8
Avg. Stride Freq. [Hz]	2.4	2.4	2.3	2.3	2.4	2.3	2.2
Avg. Stride Length [m]	5.7	7.5	7.4	7.3	7.4	7.5	7.3



- [] Ranking at each section and finish
- .-.- No data available at this section
- NA No data available



Horse/Jockey Name	Baltray
Final Rank	10
Fastest Section Time (Section)	0:10.89 (1200m)
Top Speed [km/h] (Section)	67.3 (1200m)
Race State	Finished

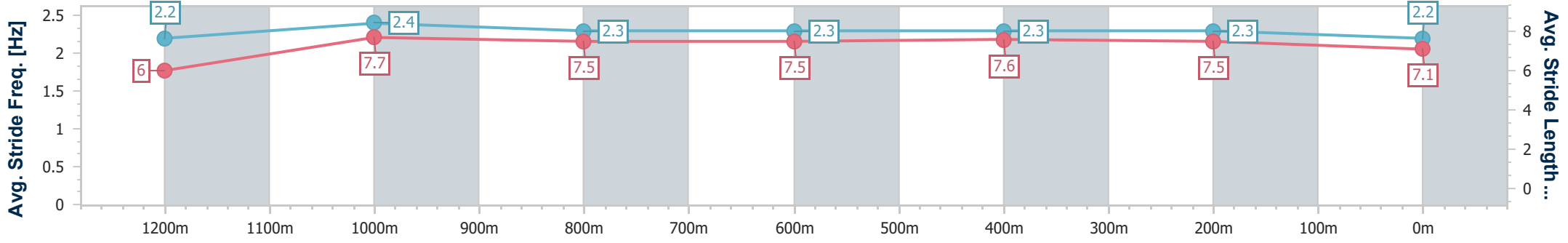
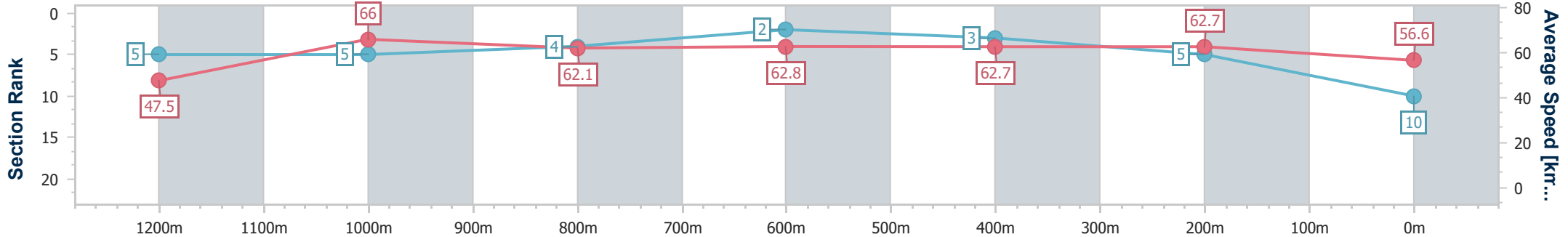


Doomben QLD Professional
Race 4: CONGRATULATIONS ROBBIE DOLAN BENCHMARK 68
 Handicap - 1350m
 09 November 2024 - 14:02
 Track Rating: Good 4, Weather: Fine, Rail Position: +2.5m Entire



BRISBANE
RACING CLUB

Section	Overall	1200m	1000m	800m	600m	400m	200m
Section Times	1:21.28 [10] (0:11.40)	1:09.88 [5] (0:10.89)	0:58.99 [5] (0:11.69)	0:47.30 [4] (0:11.61)	0:35.69 [2] (0:11.50)	0:24.19 [3] (0:11.44)	0:12.75 [5] (0:12.75)
Average Speed [km/h]	47.5	66.0	62.1	62.8	62.7	62.7	56.6
Top Speed [km/h]	65.7	67.3	65.1	64.5	63.8	64.2	60.4
Avg. Dist. to Rail [m]	6.2	2.2	2.1	2.7	0.6	0.5	0.5
Avg. Stride Freq. [Hz]	2.2	2.4	2.3	2.3	2.3	2.3	2.2
Avg. Stride Length [m]	6.0	7.7	7.5	7.5	7.6	7.5	7.1



- [] Ranking at each section and finish
- .-.- No data available at this section
- NA No data available



Doomben QLD Professional

Race 5: CONGRATULATIONS KNIGHT'S CHOICE Class 3 Plate - 1615m

09 November 2024 - 14:42



BRISBANE
RACING CLUB

Track Rating: Good 4, Weather: Fine, Rail Position: +2.5m Entire

Section		Overall	1400m	1200m	1000m	800m	600m	400m	Last 600m				
Field Times		1:36.28 (0:15.01)	1:21.27 (0:11.18)	1:10.09 (0:11.19)	0:58.90 (0:11.71)	0:47.19 (0:11.93)	0:35.26 (0:11.97)	0:23.29 (0:11.58)	0:35.26				
Rank	TAB Horse/Jockey	Barrier	Top Speed [km/h]	Fastest Section									Distance Travelled [m]
1	10 FELIX THE SCAT Kyle Wilson-Taylor	2	65.4 400m	0:11.22 400m	1:36.28 [1] (0:15.31)	1:20.97 [4] (0:11.56)	1:09.41 [5] (0:11.46)	0:57.95 [5] (0:11.53)	0:46.42 [6] (0:11.82)	0:34.60 [6] (0:11.67)	0:22.93 [5] (0:11.22)	0:34.60	
2	1 KADALL Ryan Maloney	11	65.9 400m	0:11.23 400m	1:36.50 [2] (0:15.65)	1:20.85 [8] (0:11.45)	1:09.40 [7] (0:11.47)	0:57.93 [7] (0:11.52)	0:46.41 [7] (0:11.72)	0:34.69 [7] (0:11.72)	0:22.97 [7] (0:11.23)	0:34.69	-3
3	2 READY AZZ EVA Noel Callow	10	65.2 400m	0:11.26 1400m	1:36.54 [3] (0:15.38)	1:21.16 [5] (0:11.26)	1:09.90 [4] (0:11.43)	0:58.47 [4] (0:11.50)	0:46.97 [4] (0:11.94)	0:35.03 [4] (0:11.82)	0:23.21 [4] (0:11.37)	0:35.03	-1
4	7 RASHFORD Tahlia Fenlon	7	67.2 Overall	0:11.14 400m	1:36.54 [4] (0:15.51)	1:21.03 [7] (0:11.71)	1:09.32 [8] (0:11.48)	0:57.84 [8] (0:11.65)	0:46.19 [9] (0:11.76)	0:34.43 [9] (0:11.69)	0:22.74 [8] (0:11.14)	0:34.43	+1
5	3 EL PENSADOR Cody Collis	1	65.1 400m	0:11.33 400m	1:36.59 [5] (0:15.51)	1:21.08 [6] (0:11.43)	1:09.65 [6] (0:11.43)	0:58.22 [6] (0:11.48)	0:46.74 [5] (0:11.81)	0:34.93 [5] (0:11.87)	0:23.06 [6] (0:11.33)	0:34.93	-5
6	9 HABEEBAH Jag Guthmann-Chester	9	66.2 400m	0:11.27 400m	1:36.72 [6] (0:15.82)	1:20.90 [9] (0:11.65)	1:09.25 [9] (0:11.35)	0:57.90 [9] (0:11.40)	0:46.50 [8] (0:11.75)	0:34.75 [8] (0:11.84)	0:22.91 [9] (0:11.27)	0:34.75	-3
7	6 QUOTHQUAN Angela Jones	3	64.7 1400m	0:11.20 1400m	1:36.98 [7] (0:15.01)	1:21.97 [1] (0:11.20)	1:10.77 [2] (0:11.36)	0:59.41 [2] (0:11.77)	0:47.64 [3] (0:12.05)	0:35.59 [3] (0:11.90)	0:23.69 [3] (0:11.80)	0:35.59	-7
8	4 OUR TURN NOW Ryan Wiggins	4	65.1 Overall	0:11.16 1400m	1:38.61 [8] (0:15.14)	1:23.47 [3] (0:11.16)	1:12.31 [3] (0:11.27)	1:01.04 [3] (0:11.60)	0:49.44 [2] (0:11.97)	0:37.47 [2] (0:11.91)	0:25.56 [2] (0:12.03)	0:37.47	-4
9	11 SANBANO Nikita Beriman	8	65.7 1200m	0:11.18 1400m	1:40.36 [9] (0:15.01)	1:25.35 [2] (0:11.18)	1:14.17 [1] (0:11.19)	1:02.98 [1] (0:11.71)	0:51.27 [1] (0:11.93)	0:39.34 [1] (0:11.97)	0:27.37 [1] (0:12.20)	0:39.34	-4

Scratched: Who Ordered Dafish (#8), Powerful Eagle (#5)

[] Ranking at each section and finish
 -:-:- No data available at this section
 NA No data available

SCN Saddle cloth number
 DNF Did not finish
 DNT Did not track



Doomben QLD Professional

Race 5: CONGRATULATIONS KNIGHT'S CHOICE Class 3 Plate - 1615m

09 November 2024 - 14:42



BRISBANE
RACING CLUB

Track Rating: Good 4, Weather: Fine, Rail Position: +2.5m Entire

Section				200m				Last 600m	
Field Times				0:11.71 (0:11.71)				0:35.26	
Rank	TAB Horse/Jockey	Barrier	Top Speed [km/h]	Fastest Section	Margin				Distance Travelled [m]
1	10 FELIX THE SCAT Kyle Wilson-Taylor	2	65.4 400m	0:11.22 400m	0:11.71 [1] (0:11.71)	1:36.28		0:34.60	
2	1 KADALL Ryan Maloney	11	65.9 400m	0:11.23 400m	0:11.74 [3] (0:11.74)	1.27L		0:34.69	-3
3	2 READY AZZ EVA Noel Callow	10	65.2 400m	0:11.26 1400m	0:11.84 [2] (0:11.84)	1.49L		0:35.03	-1
4	7 RASHFORD Tahlia Fenlon	7	67.2 Overall	0:11.14 400m	0:11.60 [5] (0:11.60)	1.54L		0:34.43	+1
5	3 EL PENSADOR Cody Collis	1	65.1 400m	0:11.33 400m	0:11.73 [4] (0:11.73)	1.82L		0:34.93	-5
6	9 HABEEBAH Jag Guthmann-Chester	9	66.2 400m	0:11.27 400m	0:11.64 [7] (0:11.64)	2.55L		0:34.75	-3
7	6 QUOTHQUAN Angela Jones	3	64.7 1400m	0:11.20 1400m	0:11.89 [8] (0:11.89)	4.09L		0:35.59	-7
8	4 OUR TURN NOW Ryan Wiggins	4	65.1 Overall	0:11.16 1400m	0:13.53 [6] (0:13.53)	13.69L		0:37.47	-4
9	11 SANBANO Nikita Beriman	8	65.7 1200m	0:11.18 1400m	0:15.17 [9] (0:15.17)	24.01L		0:39.34	-4

Scratched: Who Ordered Dafish (#8), Powerful Eagle (#5)



Horse/Jockey Name	Felix The Scat
Final Rank	1
Fastest Section Time (Section)	0:11.22 (400m)
Top Speed [km/h] (Section)	65.4 (400m)
Race State	Finished



Doomben QLD Professional
Race 5: CONGRATULATIONS KNIGHT'S CHOICE Class 3 Plate - 1615m

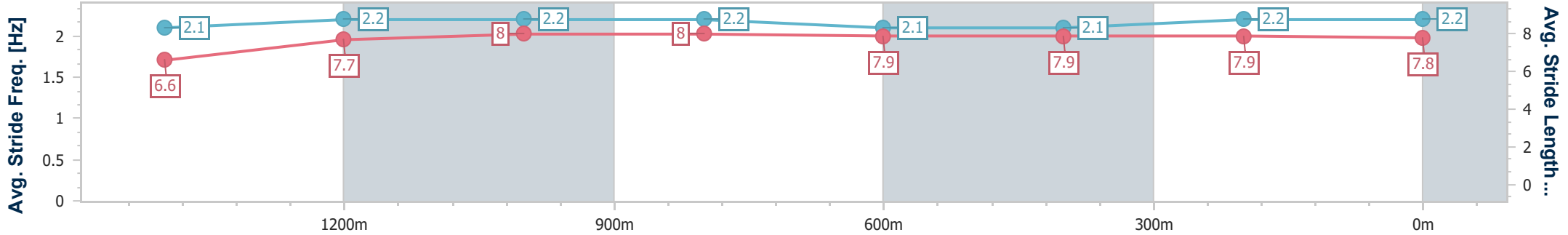
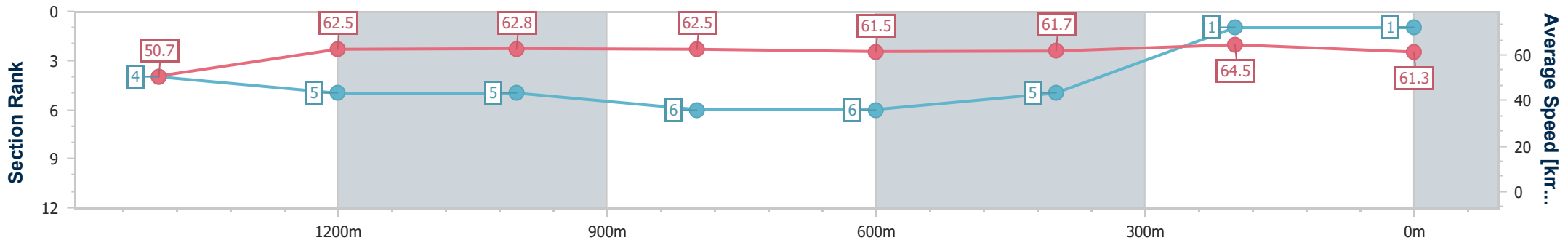


09 November 2024 - 14:42

BRISBANE RACING CLUB

Track Rating: Good 4, Weather: Fine, Rail Position: +2.5m Entire

Section	Overall	1400m	1200m	1000m	800m	600m	400m	200m
Section Times	1:36.28 [1] (0:15.31)	1:20.97 [4] (0:11.56)	1:09.41 [5] (0:11.46)	0:57.95 [5] (0:11.53)	0:46.42 [6] (0:11.82)	0:34.60 [6] (0:11.67)	0:22.93 [5] (0:11.22)	0:11.71 [1] (0:11.71)
Average Speed [km/h]	50.7	62.5	62.8	62.5	61.5	61.7	64.5	61.3
Top Speed [km/h]	64.2	63.0	63.5	63.5	62.3	62.9	65.4	63.8
Avg. Dist. to Rail [m]	1.5	0.8	1.2	1.2	1.1	0.5	1.7	2.7
Avg. Stride Freq. [Hz]	2.1	2.2	2.2	2.2	2.1	2.1	2.2	2.2
Avg. Stride Length [m]	6.6	7.7	8.0	8.0	7.9	7.9	7.9	7.8



- [] Ranking at each section and finish
- .-.- No data available at this section
- NA No data available



Horse/Jockey Name	Kadall
Final Rank	2
Fastest Section Time (Section)	0:11.23 (400m)
Top Speed [km/h] (Section)	65.9 (400m)
Race State	Finished



Doomben QLD Professional
Race 5: CONGRATULATIONS KNIGHT'S CHOICE Class 3 Plate - 1615m

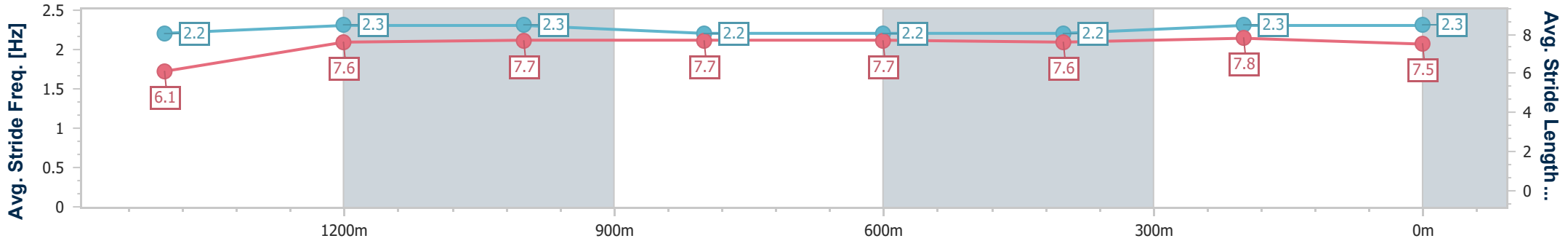
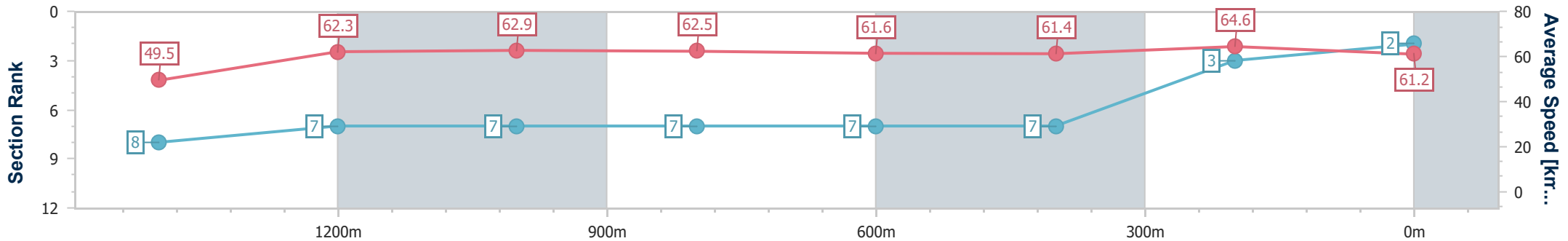


09 November 2024 - 14:42

BRISBANE
RACING CLUB

Track Rating: Good 4, Weather: Fine, Rail Position: +2.5m Entire

Section	Overall	1400m	1200m	1000m	800m	600m	400m	200m
Section Times	1:36.50 [2] (0:15.65)	1:20.85 [8] (0:11.45)	1:09.40 [7] (0:11.47)	0:57.93 [7] (0:11.52)	0:46.41 [7] (0:11.72)	0:34.69 [7] (0:11.72)	0:22.97 [7] (0:11.23)	0:11.74 [3] (0:11.74)
Average Speed [km/h]	49.5	62.3	62.9	62.5	61.6	61.4	64.6	61.2
Top Speed [km/h]	63.3	62.8	64.0	63.2	62.3	62.8	65.9	64.4
Avg. Dist. to Rail [m]	2.9	1.1	0.7	0.3	0.5	0.4	3.8	6.7
Avg. Stride Freq. [Hz]	2.2	2.3	2.3	2.2	2.2	2.2	2.3	2.3
Avg. Stride Length [m]	6.1	7.6	7.7	7.7	7.7	7.6	7.8	7.5



- [] Ranking at each section and finish
- .-.- No data available at this section
- NA No data available



Horse/Jockey Name	Ready Azz Eva
Final Rank	3
Fastest Section Time (Section)	0:11.26 (1400m)
Top Speed [km/h] (Section)	65.2 (400m)
Race State	Finished



Doomben QLD Professional
Race 5: CONGRATULATIONS KNIGHT'S CHOICE Class 3 Plate - 1615m

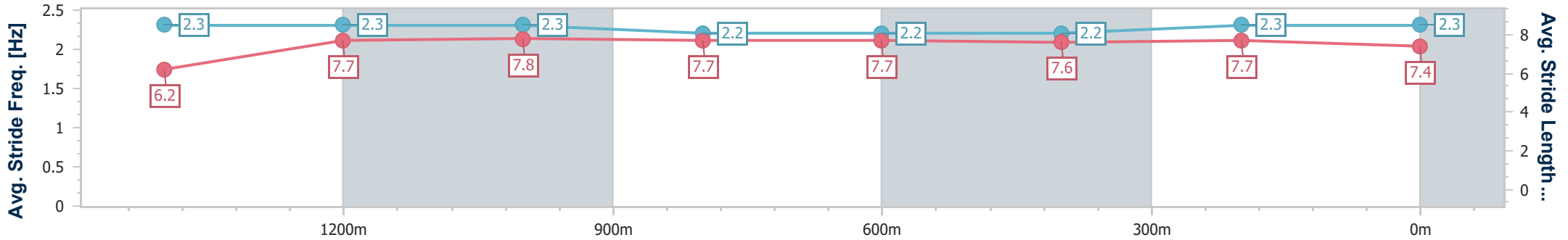
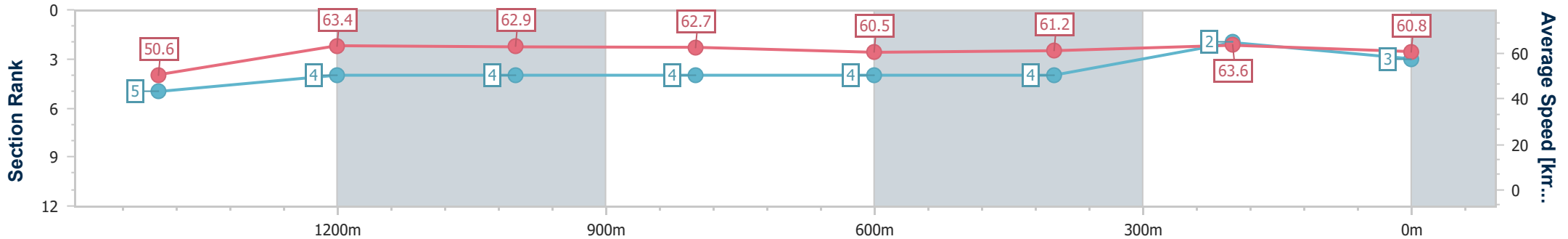


09 November 2024 - 14:42

BRISBANE RACING CLUB

Track Rating: Good 4, Weather: Fine, Rail Position: +2.5m Entire

Section	Overall	1400m	1200m	1000m	800m	600m	400m	200m
Section Times	1:36.54 [3] (0:15.38)	1:21.16 [5] (0:11.26)	1:09.90 [4] (0:11.43)	0:58.47 [4] (0:11.50)	0:46.97 [4] (0:11.94)	0:35.03 [4] (0:11.82)	0:23.21 [4] (0:11.37)	0:11.84 [2] (0:11.84)
Average Speed [km/h]	50.6	63.4	62.9	62.7	60.5	61.2	63.6	60.8
Top Speed [km/h]	64.4	65.0	64.0	64.4	61.7	62.0	65.2	63.7
Avg. Dist. to Rail [m]	5.8	1.4	1.4	0.5	1.1	0.9	1.3	2.0
Avg. Stride Freq. [Hz]	2.3	2.3	2.3	2.2	2.2	2.2	2.3	2.3
Avg. Stride Length [m]	6.2	7.7	7.8	7.7	7.7	7.6	7.7	7.4



- [] Ranking at each section and finish
- .-.- No data available at this section
- NA No data available



Horse/Jockey Name	Rashford
Final Rank	4
Fastest Section Time (Section)	0:11.14 (400m)
Top Speed [km/h] (Section)	67.2 (Overall)
Race State	Finished



Doomben QLD Professional
Race 5: CONGRATULATIONS KNIGHT'S CHOICE Class 3 Plate - 1615m

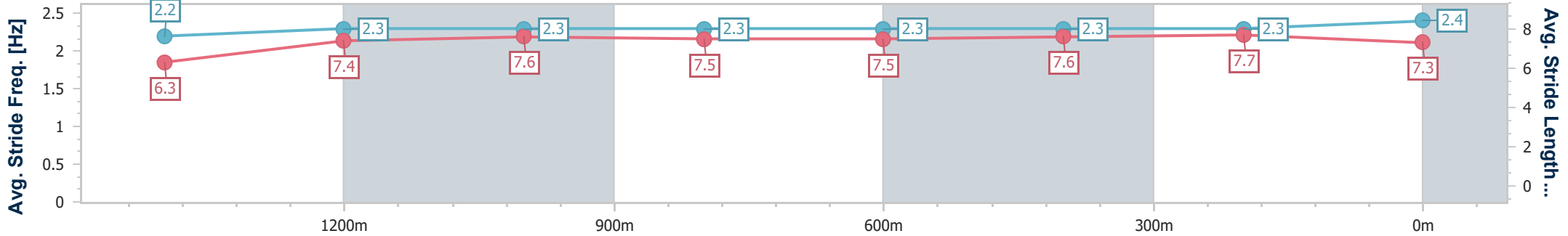
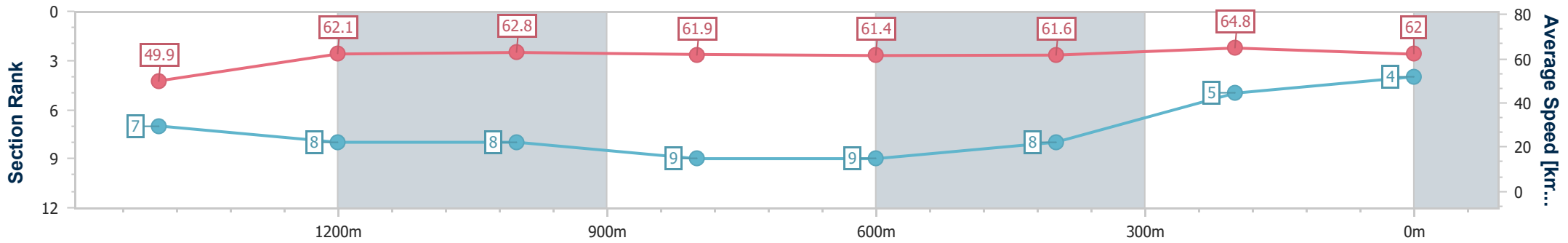


09 November 2024 - 14:42

BRISBANE RACING CLUB

Track Rating: Good 4, Weather: Fine, Rail Position: +2.5m Entire

Section	Overall	1400m	1200m	1000m	800m	600m	400m	200m
Section Times	1:36.54 [4] (0:15.51)	1:21.03 [7] (0:11.71)	1:09.32 [8] (0:11.48)	0:57.84 [8] (0:11.65)	0:46.19 [9] (0:11.76)	0:34.43 [9] (0:11.69)	0:22.74 [8] (0:11.14)	0:11.60 [5] (0:11.60)
Average Speed [km/h]	49.9	62.1	62.8	61.9	61.4	61.6	64.8	62.0
Top Speed [km/h]	67.2	65.7	63.2	63.0	62.1	63.0	65.9	65.2
Avg. Dist. to Rail [m]	3.6	1.4	1.8	1.7	0.9	0.2	2.0	4.9
Avg. Stride Freq. [Hz]	2.2	2.3	2.3	2.3	2.3	2.3	2.3	2.4
Avg. Stride Length [m]	6.3	7.4	7.6	7.5	7.5	7.6	7.7	7.3



- [] Ranking at each section and finish
- .-.- No data available at this section
- NA No data available



Horse/Jockey Name	El Pensador
Final Rank	5
Fastest Section Time (Section)	0:11.33 (400m)
Top Speed [km/h] (Section)	65.1 (400m)
Race State	Finished



Doomben QLD Professional
Race 5: CONGRATULATIONS KNIGHT'S CHOICE Class 3 Plate - 1615m

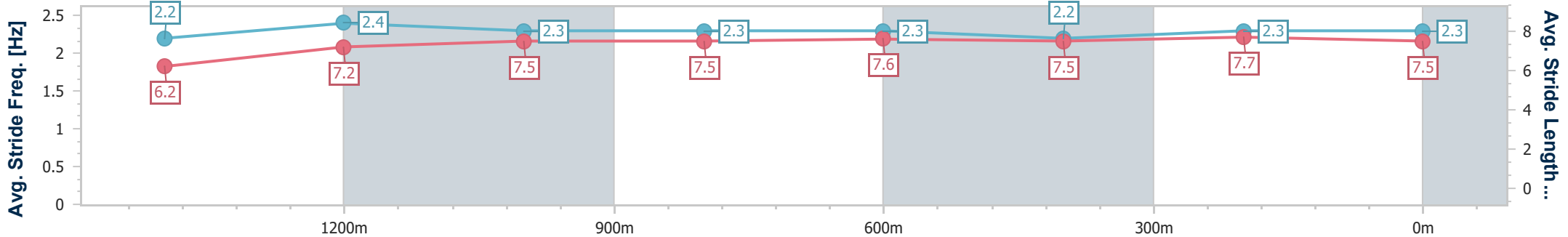
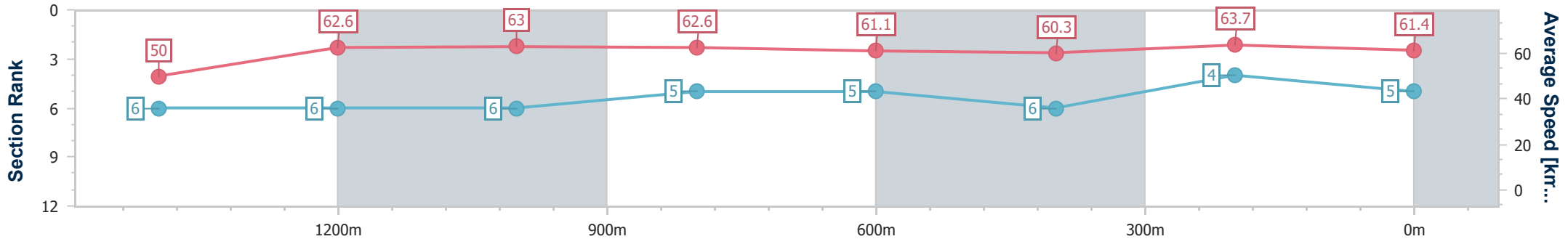


09 November 2024 - 14:42

BRISBANE
RACING CLUB

Track Rating: Good 4, Weather: Fine, Rail Position: +2.5m Entire

Section	Overall	1400m	1200m	1000m	800m	600m	400m	200m						
Section Times	1:36.59 [5] (0:15.51)	1:21.08 [6] (0:11.43)	1:09.65 [6] (0:11.43)	0:58.22 [6] (0:11.48)	0:46.74 [5] (0:11.81)	0:34.93 [5] (0:11.87)	0:23.06 [6] (0:11.33)	0:11.73 [4] (0:11.73)						
Average Speed [km/h]	50.0	62.6	63.0	62.6	61.1	60.3	63.7	61.4						
Top Speed [km/h]	64.1	64.0	63.5	64.8	61.4	61.2	65.1	63.8						
Avg. Dist. to Rail [m]	1.0	1.2	0.3	0.2	0.2	0.7	1.7	3.6						
Avg. Stride Freq. [Hz]	2.2	2.4	2.3	2.3	2.3	2.2	2.3	2.3						
Avg. Stride Length [m]	6.2	7.2	7.5	7.5	7.6	7.5	7.7	7.5						



- [] Ranking at each section and finish
- .-.- No data available at this section
- NA No data available



Horse/Jockey Name	Habeebah
Final Rank	6
Fastest Section Time (Section)	0:11.27 (400m)
Top Speed [km/h] (Section)	66.2 (400m)
Race State	Finished



Doomben QLD Professional
Race 5: CONGRATULATIONS KNIGHT'S CHOICE Class 3 Plate - 1615m

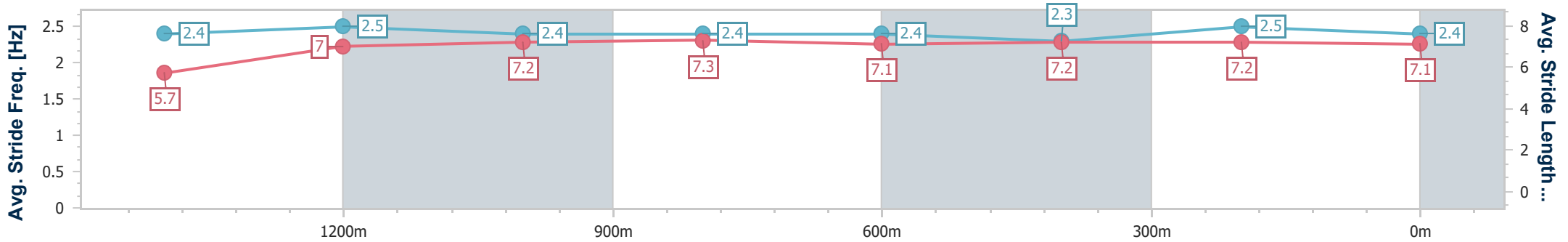
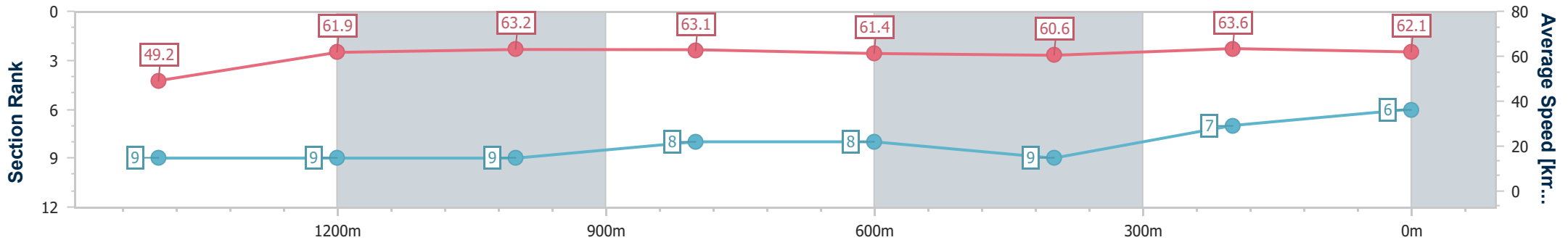


09 November 2024 - 14:42

BRISBANE RACING CLUB

Track Rating: Good 4, Weather: Fine, Rail Position: +2.5m Entire

Section	Overall	1400m	1200m	1000m	800m	600m	400m	200m
Section Times	1:36.72 [6] (0:15.82)	1:20.90 [9] (0:11.65)	1:09.25 [9] (0:11.35)	0:57.90 [9] (0:11.40)	0:46.50 [8] (0:11.75)	0:34.75 [8] (0:11.84)	0:22.91 [9] (0:11.27)	0:11.64 [7] (0:11.64)
Average Speed [km/h]	49.2	61.9	63.2	63.1	61.4	60.6	63.6	62.1
Top Speed [km/h]	61.3	63.0	64.7	65.1	62.3	61.5	66.2	63.9
Avg. Dist. to Rail [m]	5.5	1.2	0.7	0.4	0.3	0.7	0.7	1.2
Avg. Stride Freq. [Hz]	2.4	2.5	2.4	2.4	2.4	2.3	2.5	2.4
Avg. Stride Length [m]	5.7	7.0	7.2	7.3	7.1	7.2	7.2	7.1



- [] Ranking at each section and finish
- .-.- No data available at this section
- NA No data available



Horse/Jockey Name	Quothquan
Final Rank	7
Fastest Section Time (Section)	0:11.20 (1400m)
Top Speed [km/h] (Section)	64.7 (1400m)
Race State	Finished



Doomben QLD Professional
Race 5: CONGRATULATIONS KNIGHT'S CHOICE Class 3 Plate - 1615m

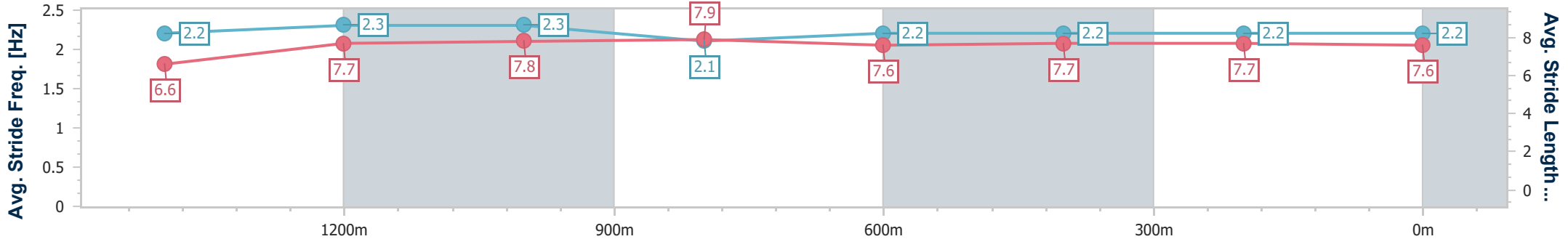
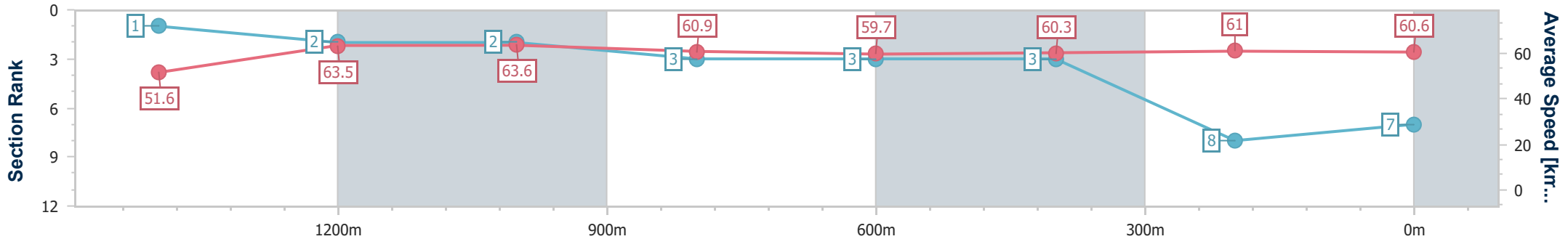


09 November 2024 - 14:42

BRISBANE RACING CLUB

Track Rating: Good 4, Weather: Fine, Rail Position: +2.5m Entire

Section	Overall	1400m	1200m	1000m	800m	600m	400m	200m
Section Times	1:36.98 [7] (0:15.01)	1:21.97 [1] (0:11.20)	1:10.77 [2] (0:11.36)	0:59.41 [2] (0:11.77)	0:47.64 [3] (0:12.05)	0:35.59 [3] (0:11.90)	0:23.69 [3] (0:11.80)	0:11.89 [8] (0:11.89)
Average Speed [km/h]	51.6	63.5	63.6	60.9	59.7	60.3	61.0	60.6
Top Speed [km/h]	64.6	64.7	64.4	62.6	60.5	60.6	63.1	62.3
Avg. Dist. to Rail [m]	1.6	1.3	0.9	0.8	0.2	0.7	0.9	3.0
Avg. Stride Freq. [Hz]	2.2	2.3	2.3	2.1	2.2	2.2	2.2	2.2
Avg. Stride Length [m]	6.6	7.7	7.8	7.9	7.6	7.7	7.7	7.6



- [] Ranking at each section and finish
- .-.- No data available at this section
- NA No data available



Horse/Jockey Name	Our Turn Now
Final Rank	8
Fastest Section Time (Section)	0:11.16 (1400m)
Top Speed [km/h] (Section)	65.1 (Overall)
Race State	Finished



Doomben QLD Professional
Race 5: CONGRATULATIONS KNIGHT'S CHOICE Class 3 Plate - 1615m

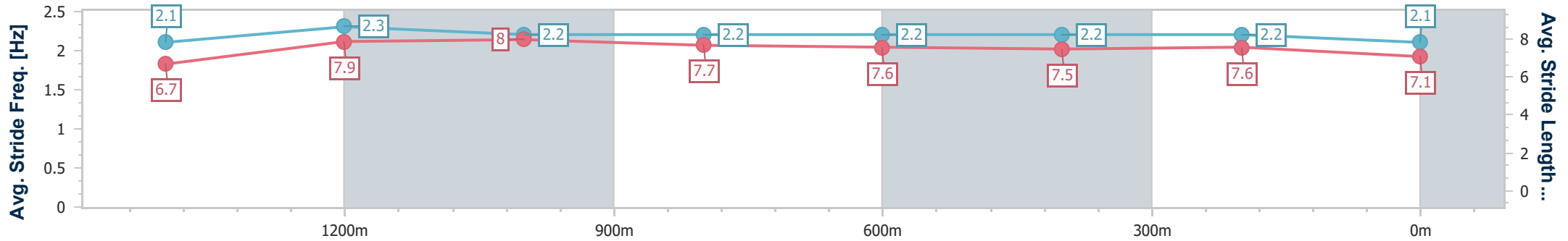
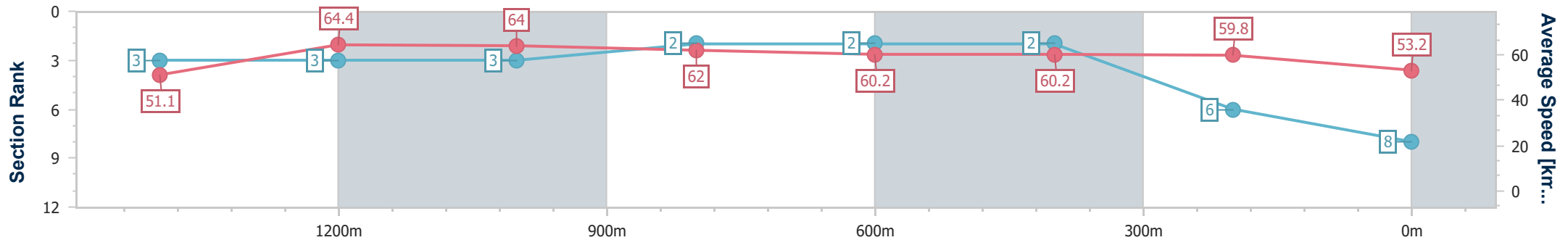


09 November 2024 - 14:42

BRISBANE
RACING CLUB

Track Rating: Good 4, Weather: Fine, Rail Position: +2.5m Entire

Section	Overall	1400m	1200m	1000m	800m	600m	400m	200m
Section Times	1:38.61 [8] (0:15.14)	1:23.47 [3] (0:11.16)	1:12.31 [3] (0:11.27)	1:01.04 [3] (0:11.60)	0:49.44 [2] (0:11.97)	0:37.47 [2] (0:11.91)	0:25.56 [2] (0:12.03)	0:13.53 [6] (0:13.53)
Average Speed [km/h]	51.1	64.4	64.0	62.0	60.2	60.2	59.8	53.2
Top Speed [km/h]	65.1	64.8	64.5	63.6	61.3	61.4	60.8	58.7
Avg. Dist. to Rail [m]	2.2	0.5	0.2	0.1	0.2	0.5	0.5	1.3
Avg. Stride Freq. [Hz]	2.1	2.3	2.2	2.2	2.2	2.2	2.2	2.1
Avg. Stride Length [m]	6.7	7.9	8.0	7.7	7.6	7.5	7.6	7.1



- [] Ranking at each section and finish
- .-.- No data available at this section
- NA No data available



Horse/Jockey Name	Sanbano
Final Rank	9
Fastest Section Time (Section)	0:11.18 (1400m)
Top Speed [km/h] (Section)	65.7 (1200m)
Race State	Finished



Doomben QLD Professional
Race 5: CONGRATULATIONS KNIGHT'S CHOICE Class 3 Plate - 1615m

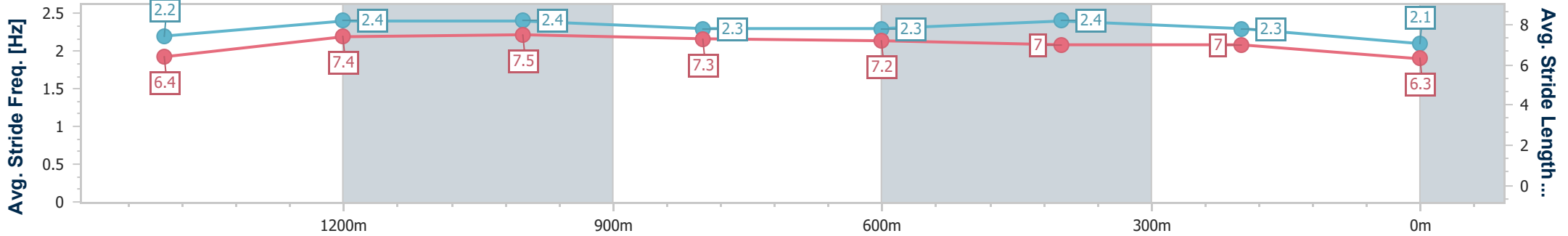
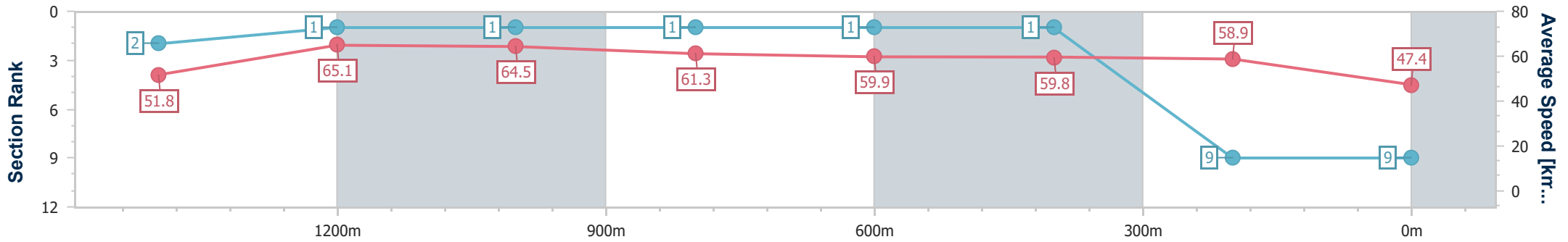


09 November 2024 - 14:42

BRISBANE RACING CLUB

Track Rating: Good 4, Weather: Fine, Rail Position: +2.5m Entire

Section	Overall	1400m	1200m	1000m	800m	600m	400m	200m
Section Times	1:40.36 [9] (0:15.01)	1:25.35 [2] (0:11.18)	1:14.17 [1] (0:11.19)	1:02.98 [1] (0:11.71)	0:51.27 [1] (0:11.93)	0:39.34 [1] (0:11.97)	0:27.37 [1] (0:12.20)	0:15.17 [9] (0:15.17)
Average Speed [km/h]	51.8	65.1	64.5	61.3	59.9	59.8	58.9	47.4
Top Speed [km/h]	65.1	65.4	65.7	63.2	59.9	60.3	60.2	56.9
Avg. Dist. to Rail [m]	4.0	1.9	1.7	0.5	1.9	0.7	1.5	1.2
Avg. Stride Freq. [Hz]	2.2	2.4	2.4	2.3	2.3	2.4	2.3	2.1
Avg. Stride Length [m]	6.4	7.4	7.5	7.3	7.2	7.0	7.0	6.3



- [] Ranking at each section and finish
- .-.- No data available at this section
- NA No data available



Doomben QLD Professional

Race 6: MORETON HIRE BENCHMARK 68 Handicap - 1110m

09 November 2024 - 15:23



BRISBANE
RACING CLUB

Track Rating: Good 4, Weather: Fine, Rail Position: +2.5m Entire

Section													Last 600m	
Field Times		Overall	1000m	800m	600m	400m	200m						0:33.82	
		1:04.50 (0:08.38)	0:56.12 (0:11.06)	0:45.06 (0:11.24)	0:33.82 (0:11.27)	0:22.55 (0:10.91)	0:11.64 (0:11.64)							
Rank	TAB	Horse/Jockey	Barrier	Top Speed [km/h]	Fastest Section							Margin	Distance Travelled [m]	
1	7	THE ASTRONOMER Tahlia Fenlon	4	67.5 400m	0:08.38 Overall	1:04.50 [1] (0:08.38)	0:56.12 [1] (0:11.11)	0:45.01 [2] (0:11.19)	0:33.82 [1] (0:11.27)	0:22.55 [1] (0:10.93)	0:11.62 [2] (0:11.62)	1:04.50	0:33.82	
2	12	THANKYOU HENRY Ryan Maloney	3	69.0 400m	0:08.39 Overall	1:04.53 [2] (0:08.39)	0:56.14 [2] (0:11.05)	0:45.09 [1] (0:11.25)	0:33.84 [2] (0:11.35)	0:22.49 [2] (0:10.82)	0:11.67 [1] (0:11.67)	0.21L	0:33.84	-2
3	10	GREAT BARRIER REEF Boris Thornton	6	68.5 400m	0:08.65 Overall	1:04.56 [3] (0:08.65)	0:55.91 [6] (0:11.20)	0:44.71 [7] (0:11.31)	0:33.40 [6] (0:11.38)	0:22.02 [6] (0:10.72)	0:11.30 [5] (0:11.30)	0.34L	0:33.40	-1
4	5	BUSTING Angela Jones	15	68.1 400m	0:09.07 Overall	1:04.70 [4] (0:09.07)	0:55.63 [10] (0:11.24)	0:44.39 [10] (0:11.21)	0:33.18 [9] (0:11.23)	0:21.95 [8] (0:10.80)	0:11.15 [8] (0:11.15)	1.18L	0:33.18	+4
5	3	TROIKA Emily Lang	1	67.4 400m	0:08.46 Overall	1:04.74 [5] (0:08.46)	0:56.28 [3] (0:11.12)	0:45.16 [3] (0:11.36)	0:33.80 [4] (0:11.46)	0:22.34 [4] (0:10.83)	0:11.51 [3] (0:11.51)	1.43L	0:33.80	+4
6	4	WRITTLE Noel Callow	2	68.7 400m	0:08.55 Overall	1:04.97 [6] (0:08.55)	0:56.42 [5] (0:11.05)	0:45.37 [4] (0:11.49)	0:33.88 [5] (0:11.38)	0:22.50 [5] (0:10.78)	0:11.72 [4] (0:11.72)	2.77L	0:33.88	+6
7	15	PIA MIA Mark Du Plessis	8	67.7 400m	0:08.69 Overall	1:05.03 [7] (0:08.69)	0:56.34 [7] (0:11.09)	0:45.25 [6] (0:11.41)	0:33.84 [7] (0:11.44)	0:22.40 [7] (0:10.79)	0:11.61 [7] (0:11.61)	3.13L	0:33.84	+9
8	13	THAT'S AN EXTRA Les Tilley	10	67.6 400m	0:08.88 Overall	1:05.26 [8] (0:08.88)	0:56.38 [8] (0:11.25)	0:45.13 [8] (0:11.16)	0:33.97 [8] (0:11.57)	0:22.40 [9] (0:10.87)	0:11.53 [9] (0:11.53)	4.48L	0:33.97	+4
9	8	MOUETTE Cody Collis	5	66.7 400m	0:08.47 Overall	1:05.42 [9] (0:08.47)	0:56.95 [4] (0:11.17)	0:45.78 [5] (0:11.29)	0:34.49 [3] (0:11.39)	0:23.10 [3] (0:10.99)	0:12.11 [6] (0:12.11)	5.42L	0:34.49	+5
10	14	STAR SEEKER Nikita Beriman	9	65.3 1000m	0:09.03 Overall	1:07.41 [10] (0:09.03)	0:58.38 [9] (0:11.20)	0:47.18 [9] (0:11.33)	0:35.85 [10] (0:11.60)	0:24.25 [10] (0:11.41)	0:12.84 [10] (0:12.84)	17.1L	0:35.85	+2

Scratched: Tellez (#9), The Inflictor (#2), Taltarni Fields (#6), Acres Away (#1), Instagood (#11)

[] Ranking at each section and finish
 -:-:- No data available at this section
 NA No data available

SCN Saddle cloth number
 DNF Did not finish
 DNT Did not track



Horse/Jockey Name	The Astronomer
Final Rank	1
Fastest Section Time (Section)	0:08.38 (Overall)
Top Speed [km/h] (Section)	67.5 (400m)
Race State	Finished

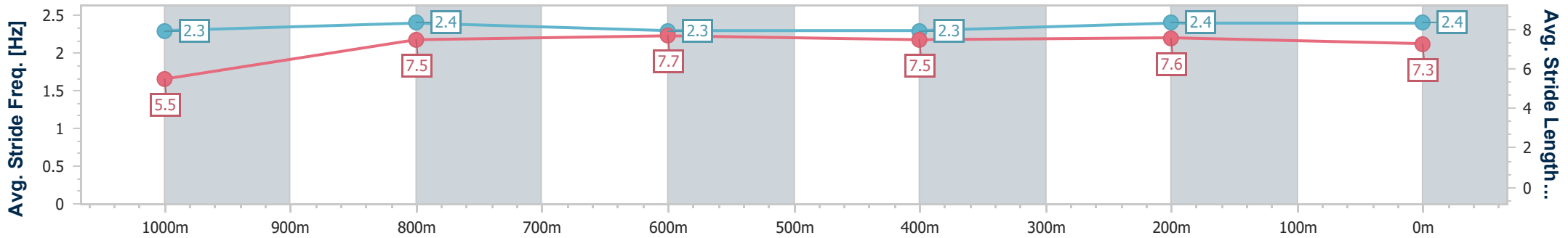
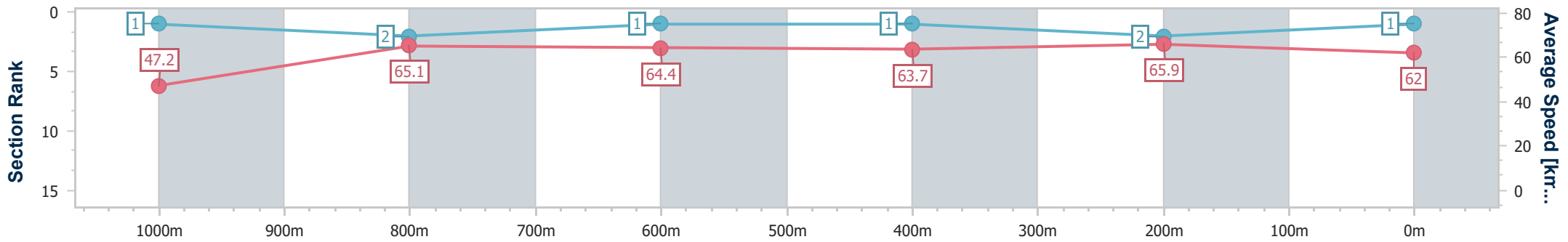


Doomben QLD Professional
Race 6: MORETON HIRE BENCHMARK 68 Handicap - 1110m
 09 November 2024 - 15:23
 Track Rating: Good 4, Weather: Fine, Rail Position: +2.5m Entire



BRISBANE
RACING CLUB

Section	Overall	1000m	800m	600m	400m	200m
Section Times	1:04.50 [1] (0:08.38)	0:56.12 [1] (0:11.11)	0:45.01 [2] (0:11.19)	0:33.82 [1] (0:11.27)	0:22.55 [1] (0:10.93)	0:11.62 [2] (0:11.62)
Average Speed [km/h]	47.2	65.1	64.4	63.7	65.9	62.0
Top Speed [km/h]	64.8	67.0	65.7	65.8	67.5	65.0
Avg. Dist. to Rail [m]	4.3	2.1	0.2	0.4	0.7	1.1
Avg. Stride Freq. [Hz]	2.3	2.4	2.3	2.3	2.4	2.4
Avg. Stride Length [m]	5.5	7.5	7.7	7.5	7.6	7.3



- [] Ranking at each section and finish
- .-.- No data available at this section
- NA No data available



Horse/Jockey Name	Thankyou Henry
Final Rank	2
Fastest Section Time (Section)	0:08.39 (Overall)
Top Speed [km/h] (Section)	69.0 (400m)
Race State	Finished

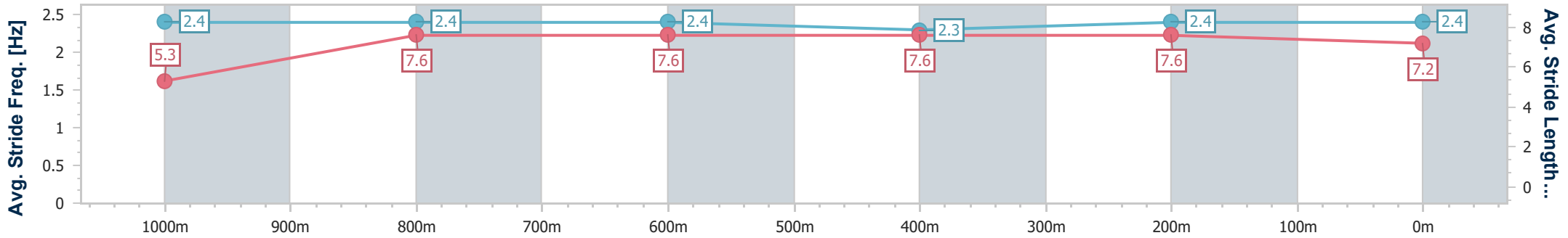
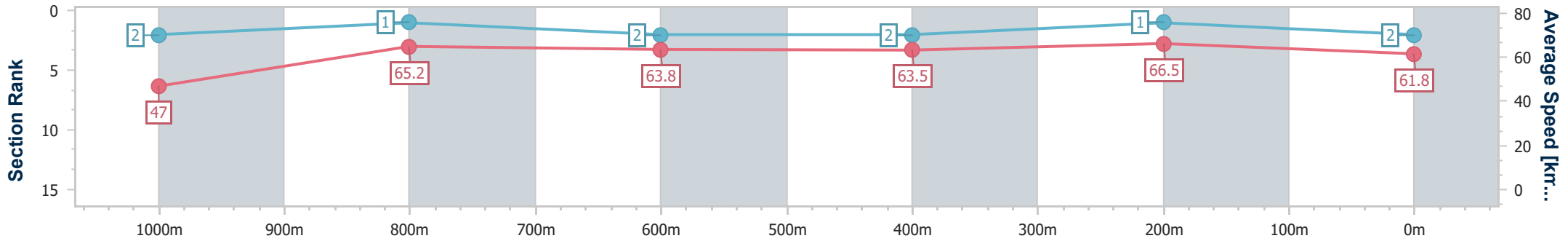


Doomben QLD Professional
Race 6: MORETON HIRE BENCHMARK 68 Handicap - 1110m
 09 November 2024 - 15:23
 Track Rating: Good 4, Weather: Fine, Rail Position: +2.5m Entire



BRISBANE
RACING CLUB

Section	Overall	1000m	800m	600m	400m	200m
Section Times	1:04.53 [2] (0:08.39)	0:56.14 [2] (0:11.05)	0:45.09 [1] (0:11.25)	0:33.84 [2] (0:11.35)	0:22.49 [2] (0:10.82)	0:11.67 [1] (0:11.67)
Average Speed [km/h]	47.0	65.2	63.8	63.5	66.5	61.8
Top Speed [km/h]	64.8	67.4	64.9	65.6	69.0	64.8
Avg. Dist. to Rail [m]	3.6	1.0	0.6	0.4	1.1	1.4
Avg. Stride Freq. [Hz]	2.4	2.4	2.4	2.3	2.4	2.4
Avg. Stride Length [m]	5.3	7.6	7.6	7.6	7.6	7.2



- [] Ranking at each section and finish
- .-.- No data available at this section
- NA No data available



Horse/Jockey Name	Great Barrier Reef
Final Rank	3
Fastest Section Time (Section)	0:08.65 (Overall)
Top Speed [km/h] (Section)	68.5 (400m)
Race State	Finished

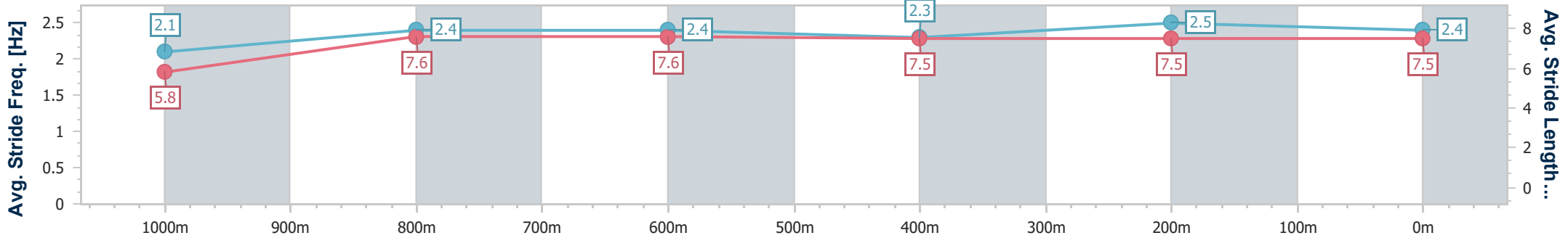
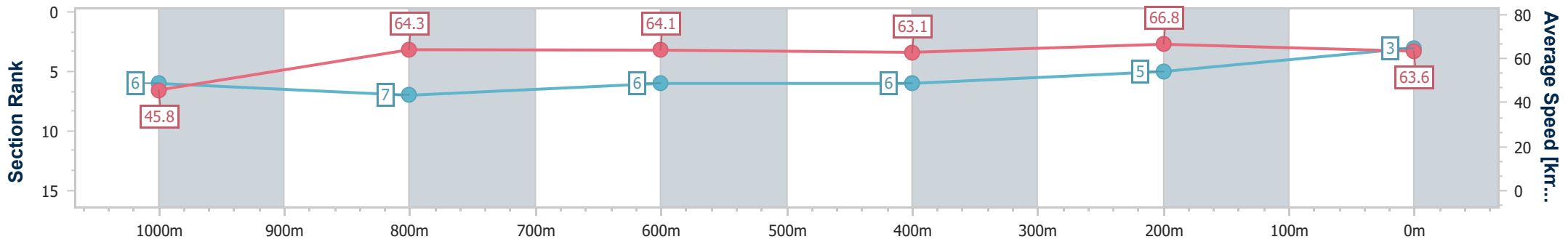


Doomben QLD Professional
Race 6: MORETON HIRE BENCHMARK 68 Handicap - 1110m
 09 November 2024 - 15:23
 Track Rating: Good 4, Weather: Fine, Rail Position: +2.5m Entire



BRISBANE
 RACING CLUB

Section	Overall	1000m	800m	600m	400m	200m
Section Times	1:04.56 [3] (0:08.65)	0:55.91 [6] (0:11.20)	0:44.71 [7] (0:11.31)	0:33.40 [6] (0:11.38)	0:22.02 [6] (0:10.72)	0:11.30 [5]
Average Speed [km/h]	45.8	64.3	64.1	63.1	66.8	63.6
Top Speed [km/h]	63.3	66.3	66.1	65.9	68.5	67.5
Avg. Dist. to Rail [m]	5.3	1.1	0.4	0.3	1.1	2.1
Avg. Stride Freq. [Hz]	2.1	2.4	2.4	2.3	2.5	2.4
Avg. Stride Length [m]	5.8	7.6	7.6	7.5	7.5	7.5



- [] Ranking at each section and finish
- .-.- No data available at this section
- NA No data available



Horse/Jockey Name	Busting
Final Rank	4
Fastest Section Time (Section)	0:09.07 (Overall)
Top Speed [km/h] (Section)	68.1 (400m)
Race State	Finished

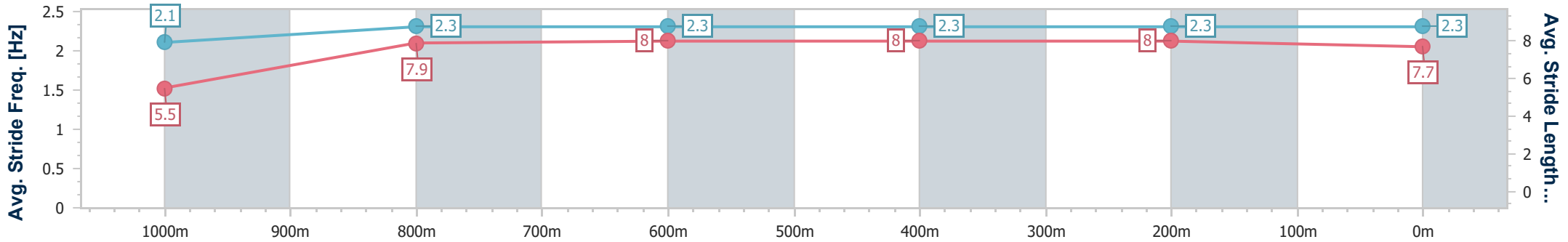
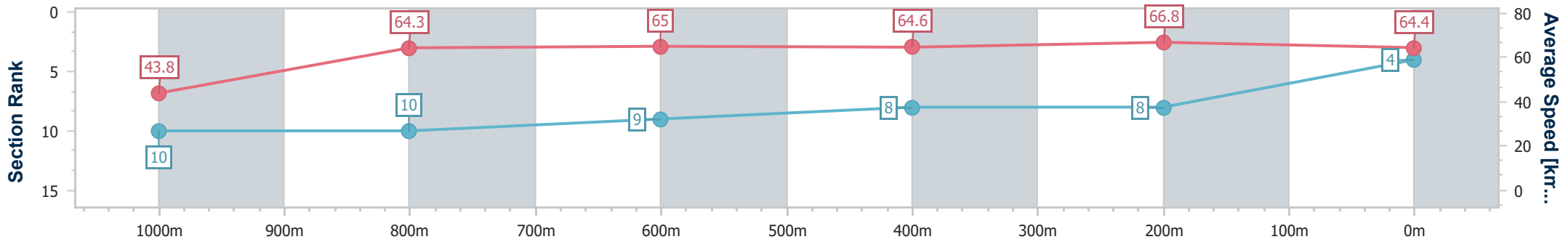


Doomben QLD Professional
Race 6: MORETON HIRE BENCHMARK 68 Handicap - 1110m
 09 November 2024 - 15:23
 Track Rating: Good 4, Weather: Fine, Rail Position: +2.5m Entire



BRISBANE
 RACING CLUB

Section	Overall	1000m	800m	600m	400m	200m
Section Times	1:04.70 [4] (0:09.07)	0:55.63 [10] (0:11.24)	0:44.39 [10] (0:11.21)	0:33.18 [9] (0:11.23)	0:21.95 [8] (0:10.80)	0:11.15 [8] (0:11.15)
Average Speed [km/h]	43.8	64.3	65.0	64.6	66.8	64.4
Top Speed [km/h]	61.1	65.7	66.5	66.5	68.1	67.9
Avg. Dist. to Rail [m]	8.2	2.4	1.7	1.1	3.3	5.7
Avg. Stride Freq. [Hz]	2.1	2.3	2.3	2.3	2.3	2.3
Avg. Stride Length [m]	5.5	7.9	8.0	8.0	8.0	7.7



- [] Ranking at each section and finish
- .-.- No data available at this section
- NA No data available



Horse/Jockey Name	Troika
Final Rank	5
Fastest Section Time (Section)	0:08.46 (Overall)
Top Speed [km/h] (Section)	67.4 (400m)
Race State	Finished

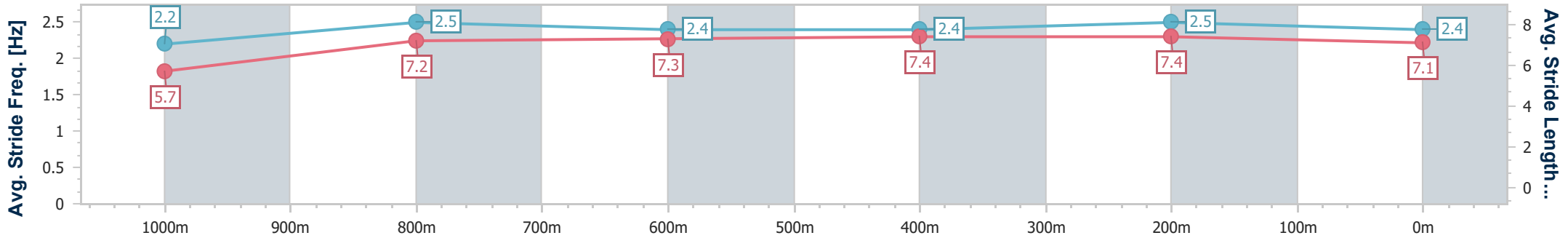
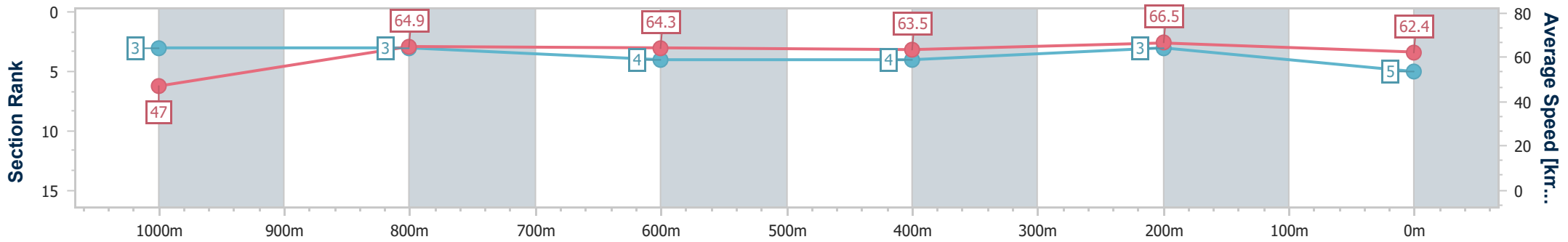


Doomben QLD Professional
Race 6: MORETON HIRE BENCHMARK 68 Handicap - 1110m
 09 November 2024 - 15:23
 Track Rating: Good 4, Weather: Fine, Rail Position: +2.5m Entire



BRISBANE
RACING CLUB

Section	Overall	1000m	800m	600m	400m	200m
Section Times	1:04.74 [5] (0:08.46)	0:56.28 [3] (0:11.12)	0:45.16 [3] (0:11.36)	0:33.80 [4] (0:11.46)	0:22.34 [4] (0:10.83)	0:11.51 [3] (0:11.51)
Average Speed [km/h]	47.0	64.9	64.3	63.5	66.5	62.4
Top Speed [km/h]	64.2	66.4	65.5	65.8	67.4	65.2
Avg. Dist. to Rail [m]	1.0	1.0	2.9	2.0	0.5	2.5
Avg. Stride Freq. [Hz]	2.2	2.5	2.4	2.4	2.5	2.4
Avg. Stride Length [m]	5.7	7.2	7.3	7.4	7.4	7.1



- [] Ranking at each section and finish
- .-.- No data available at this section
- NA No data available



Horse/Jockey Name	Writtle
Final Rank	6
Fastest Section Time (Section)	0:08.55 (Overall)
Top Speed [km/h] (Section)	68.7 (400m)
Race State	Finished

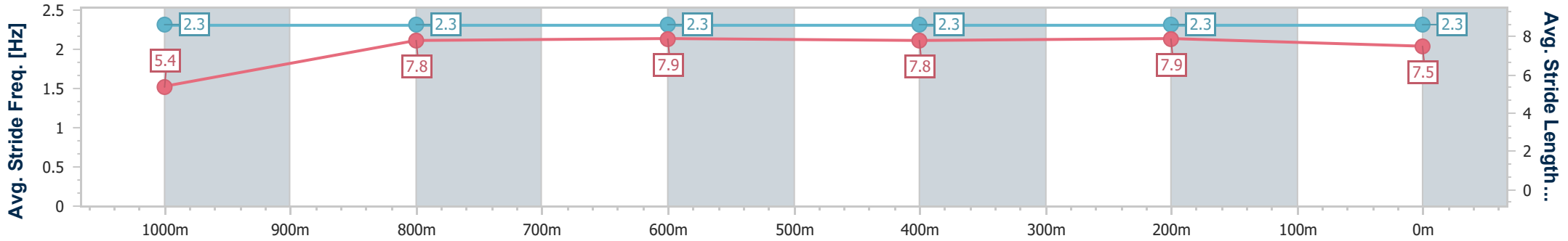
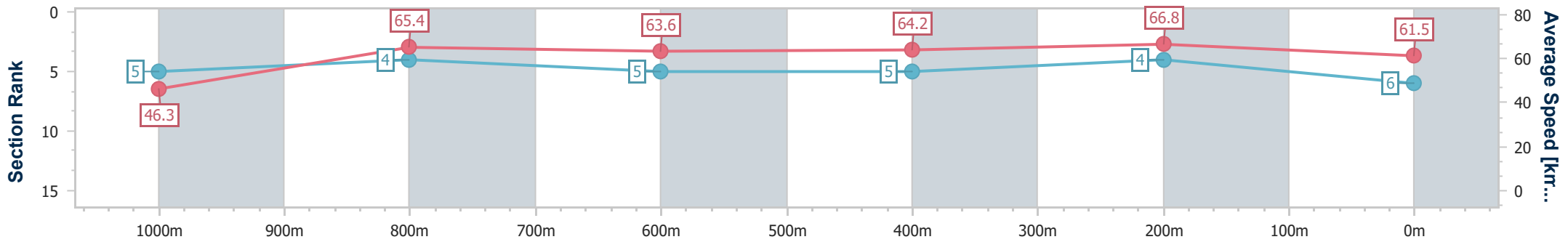


Doomben QLD Professional
Race 6: MORETON HIRE BENCHMARK 68 Handicap - 1110m
 09 November 2024 - 15:23
 Track Rating: Good 4, Weather: Fine, Rail Position: +2.5m Entire



BRISBANE
RACING CLUB

Section	Overall	1000m	800m	600m	400m	200m
Section Times	1:04.97 [6] (0:08.55)	0:56.42 [5] (0:11.05)	0:45.37 [4] (0:11.49)	0:33.88 [5] (0:11.38)	0:22.50 [5] (0:10.78)	0:11.72 [4]
Average Speed [km/h]	46.3	65.4	63.6	64.2	66.8	61.5
Top Speed [km/h]	64.5	68.0	65.2	66.8	68.7	64.6
Avg. Dist. to Rail [m]	1.6	1.0	2.8	2.2	2.8	4.0
Avg. Stride Freq. [Hz]	2.3	2.3	2.3	2.3	2.3	2.3
Avg. Stride Length [m]	5.4	7.8	7.9	7.8	7.9	7.5



- [] Ranking at each section and finish
- .-.- No data available at this section
- NA No data available



Horse/Jockey Name	Pia Mia
Final Rank	7
Fastest Section Time (Section)	0:08.69 (Overall)
Top Speed [km/h] (Section)	67.7 (400m)
Race State	Finished

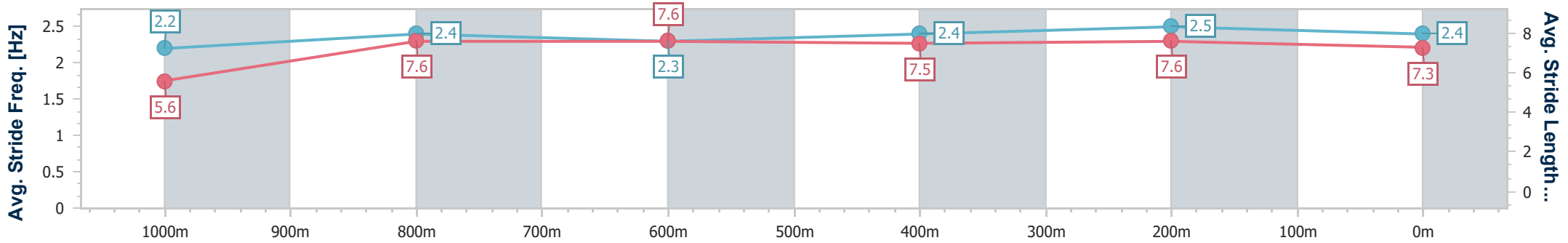
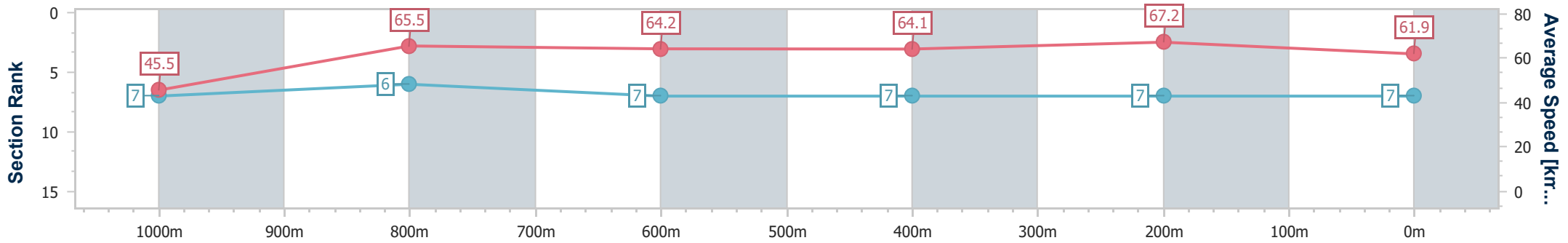


Doomben QLD Professional
Race 6: MORETON HIRE BENCHMARK 68 Handicap - 1110m
 09 November 2024 - 15:23
 Track Rating: Good 4, Weather: Fine, Rail Position: +2.5m Entire



BRISBANE
RACING CLUB

Section	Overall	1000m	800m	600m	400m	200m
Section Times	1:05.03 [7] (0:08.69)	0:56.34 [7] (0:11.09)	0:45.25 [6] (0:11.41)	0:33.84 [7] (0:11.44)	0:22.40 [7] (0:10.79)	0:11.61 [7] (0:11.61)
Average Speed [km/h]	45.5	65.5	64.2	64.1	67.2	61.9
Top Speed [km/h]	63.5	67.2	65.4	66.3	67.7	65.9
Avg. Dist. to Rail [m]	6.6	2.9	3.5	2.9	4.1	3.8
Avg. Stride Freq. [Hz]	2.2	2.4	2.3	2.4	2.5	2.4
Avg. Stride Length [m]	5.6	7.6	7.6	7.5	7.6	7.3



- [] Ranking at each section and finish
- .-.- No data available at this section
- NA No data available



Horse/Jockey Name	That's An Extra
Final Rank	8
Fastest Section Time (Section)	0:08.88 (Overall)
Top Speed [km/h] (Section)	67.6 (400m)
Race State	Finished

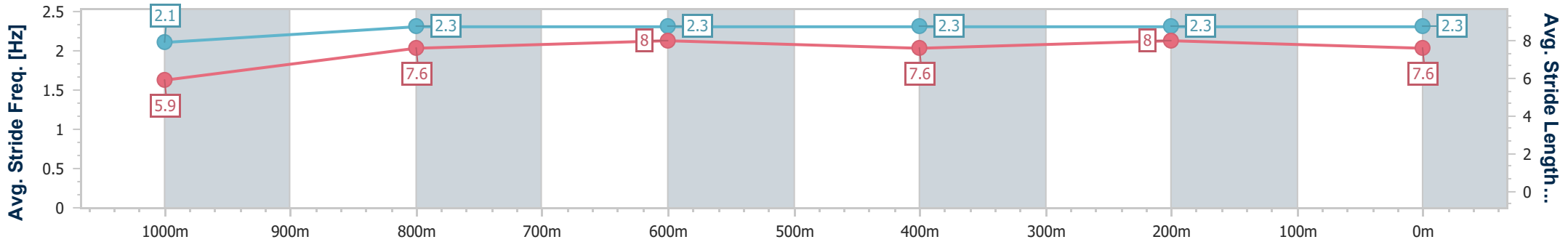
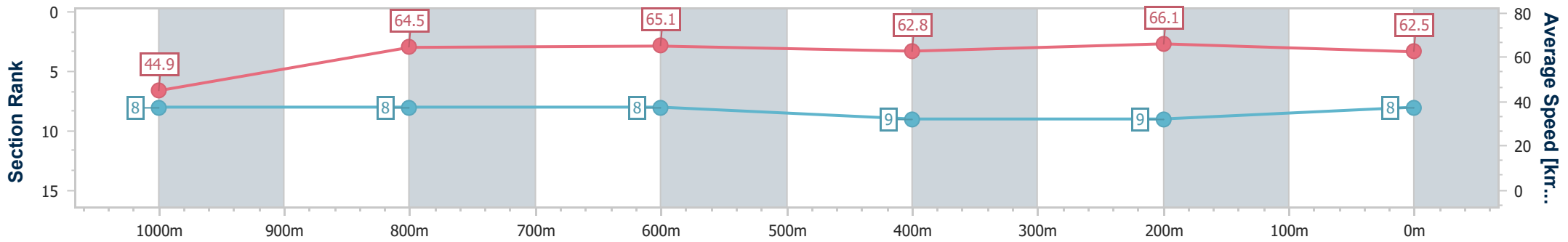


Doomben QLD Professional
Race 6: MORETON HIRE BENCHMARK 68 Handicap - 1110m
 09 November 2024 - 15:23
 Track Rating: Good 4, Weather: Fine, Rail Position: +2.5m Entire



BRISBANE
RACING CLUB

Section	Overall	1000m	800m	600m	400m	200m
Section Times	1:05.26 [8] (0:08.88)	0:56.38 [8] (0:11.25)	0:45.13 [8] (0:11.16)	0:33.97 [8] (0:11.57)	0:22.40 [9] (0:10.87)	0:11.53 [9] (0:11.53)
Average Speed [km/h]	44.9	64.5	65.1	62.8	66.1	62.5
Top Speed [km/h]	62.3	66.1	66.5	65.5	67.6	65.7
Avg. Dist. to Rail [m]	8.0	3.0	1.5	1.6	0.8	0.6
Avg. Stride Freq. [Hz]	2.1	2.3	2.3	2.3	2.3	2.3
Avg. Stride Length [m]	5.9	7.6	8.0	7.6	8.0	7.6



- [] Ranking at each section and finish
- .-.- No data available at this section
- NA No data available



Horse/Jockey Name	Mouette
Final Rank	9
Fastest Section Time (Section)	0:08.47 (Overall)
Top Speed [km/h] (Section)	66.7 (400m)
Race State	Finished

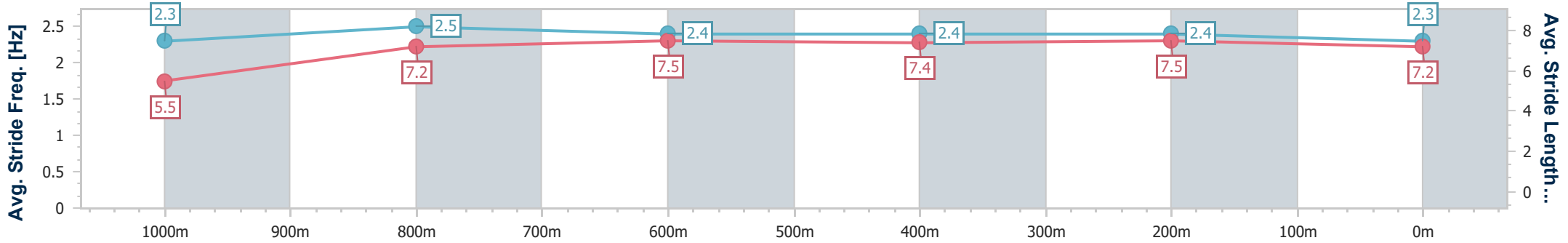
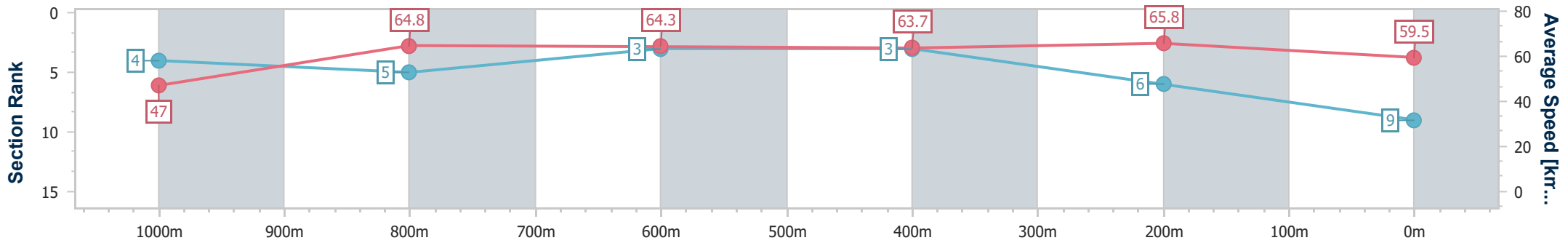


Doomben QLD Professional
Race 6: MORETON HIRE BENCHMARK 68 Handicap - 1110m
 09 November 2024 - 15:23
 Track Rating: Good 4, Weather: Fine, Rail Position: +2.5m Entire



BRISBANE
RACING CLUB

Section	Overall	1000m	800m	600m	400m	200m
Section Times	1:05.42 [9] (0:08.47)	0:56.95 [4] (0:11.17)	0:45.78 [5] (0:11.29)	0:34.49 [3] (0:11.39)	0:23.10 [3] (0:10.99)	0:12.11 [6] (0:12.11)
Average Speed [km/h]	47.0	64.8	64.3	63.7	65.8	59.5
Top Speed [km/h]	63.6	66.5	66.6	65.0	66.7	64.2
Avg. Dist. to Rail [m]	4.5	3.1	1.6	2.0	2.5	3.4
Avg. Stride Freq. [Hz]	2.3	2.5	2.4	2.4	2.4	2.3
Avg. Stride Length [m]	5.5	7.2	7.5	7.4	7.5	7.2



- [] Ranking at each section and finish
- .-.- No data available at this section
- NA No data available



Horse/Jockey Name	Star Seeker
Final Rank	10
Fastest Section Time (Section)	0:09.03 (Overall)
Top Speed [km/h] (Section)	65.3 (1000m)
Race State	Finished

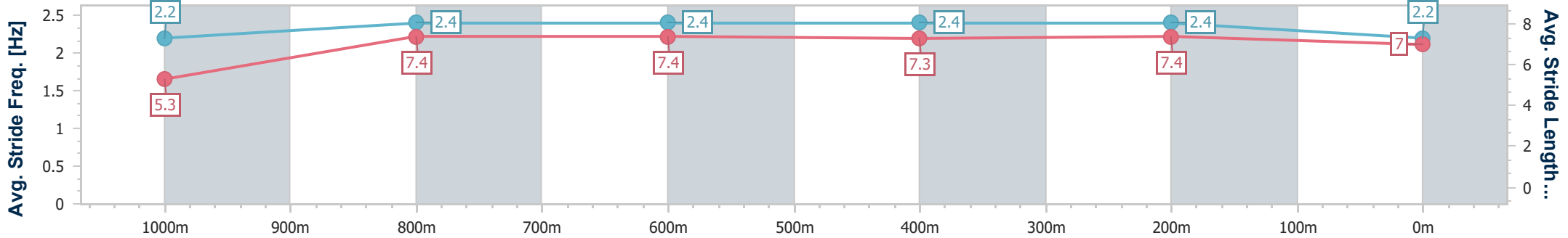
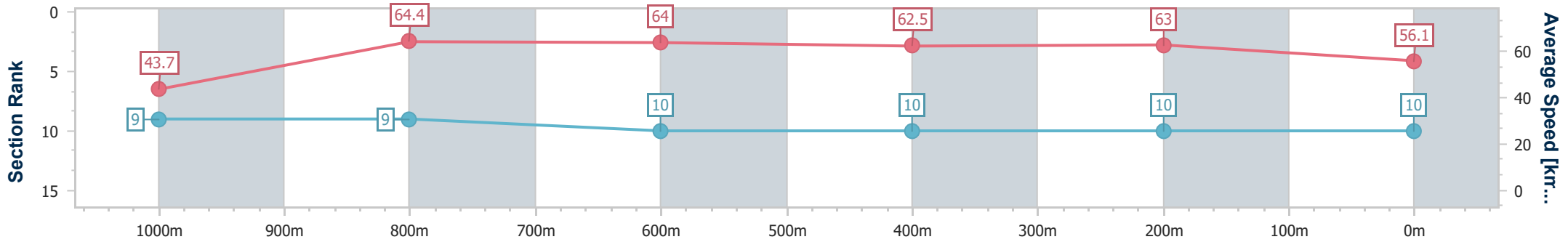


Doomben QLD Professional
Race 6: MORETON HIRE BENCHMARK 68 Handicap - 1110m
 09 November 2024 - 15:23
 Track Rating: Good 4, Weather: Fine, Rail Position: +2.5m Entire



BRISBANE
RACING CLUB

Section	Overall	1000m	800m	600m	400m	200m
Section Times	1:07.41 [10] (0:09.03)	0:58.38 [9] (0:11.20)	0:47.18 [9] (0:11.33)	0:35.85 [10] (0:11.60)	0:24.25 [10] (0:11.41)	0:12.84 [10] (0:12.84)
Average Speed [km/h]	43.7	64.4	64.0	62.5	63.0	56.1
Top Speed [km/h]	61.3	65.3	65.0	64.9	64.0	62.0
Avg. Dist. to Rail [m]	6.6	0.5	1.3	1.2	0.8	0.7
Avg. Stride Freq. [Hz]	2.2	2.4	2.4	2.4	2.4	2.2
Avg. Stride Length [m]	5.3	7.4	7.4	7.3	7.4	7.0



- [] Ranking at each section and finish
- .-.- No data available at this section
- NA No data available



Doomben QLD Professional

Race 7: U&U RECRUITMENT KEITH NOUD - 1200m

09 November 2024 - 16:02



BRISBANE
RACING CLUB

Track Rating: Good 4, Weather: Fine, Rail Position: +2.5m Entire

Section		Field Times										Last 600m	
		Overall	1000m	800m	600m	400m	200m						0:34.28
		1:08.92 (0:13.06)	0:55.86 (0:10.37)	0:45.49 (0:11.21)	0:34.28 (0:11.50)	0:22.78 (0:10.96)	0:11.82 (0:11.82)						
Rank	TAB Horse/Jockey	Barrier	Top Speed [km/h]	Fastest Section								Margin	Distance Travelled [m]
1	3 BUBBA'S BAY Andrew Mallyon	7	70.2 1000m	0:10.53 1000m	1:08.92 [1] (0:13.06)	0:55.86 [1] (0:10.53)	0:45.33 [3] (0:11.39)	0:33.94 [4] (0:11.55)	0:22.39 [3] (0:10.86)	0:11.53 [3] (0:11.53)	1:08.92	0:33.94	
2	4 NED'S GULLY Cody Collis	10	68.8 1000m	0:10.62 1000m	1:08.93 [2] (0:13.85)	0:55.08 [10] (0:10.62)	0:44.46 [10] (0:11.13)	0:33.33 [10] (0:11.35)	0:21.98 [10] (0:10.75)	0:11.23 [8] (0:11.23)	0.06L	0:33.33	-1
3	8 MIDNIGHT IN TOKYO Bailey Wheeler	6	71.3 1000m	0:10.65 1000m	1:08.95 [3] (0:13.78)	0:55.17 [9] (0:10.65)	0:44.52 [9] (0:11.04)	0:33.48 [9] (0:11.28)	0:22.20 [7] (0:10.74)	0:11.46 [4] (0:11.46)	0.18L	0:33.48	-8
4	1 HARD TO SAY Ryan Maloney	8	71.4 1000m	0:10.44 1000m	1:09.04 [4] (0:13.10)	0:55.94 [2] (0:10.44)	0:45.50 [2] (0:11.30)	0:34.20 [2] (0:11.54)	0:22.66 [2] (0:10.93)	0:11.73 [2] (0:11.73)	0.72L	0:34.20	-5
5	11 MAHBABY Mark Du Plessis	2	68.9 1000m	0:10.61 1000m	1:09.29 [5] (0:13.56)	0:55.73 [6] (0:10.61)	0:45.12 [6] (0:11.03)	0:34.09 [7] (0:11.59)	0:22.50 [8] (0:10.91)	0:11.59 [9] (0:11.59)	2.22L	0:34.09	-2
6	5 TIGER SHARK Jake Bayliss	4	71.3 1000m	0:10.32 1000m	1:09.32 [6] (0:13.11)	0:56.21 [3] (0:10.32)	0:45.89 [1] (0:11.21)	0:34.68 [1] (0:11.50)	0:23.18 [1] (0:10.96)	0:12.22 [1] (0:12.22)	2.35L	0:34.68	-7
7	10 GOLDSBOROUGH Nikita Beriman	9	70.0 1000m	0:10.59 1000m	1:09.32 [7] (0:13.62)	0:55.70 [8] (0:10.59)	0:45.11 [8] (0:10.91)	0:34.20 [5] (0:11.48)	0:22.72 [5] (0:10.92)	0:11.80 [5] (0:11.80)	2.38L	0:34.20	+2
8	9 NASHIRA Ron Stewart	3	69.6 1000m	0:10.58 1000m	1:09.49 [8] (0:13.32)	0:56.17 [4] (0:10.58)	0:45.59 [4] (0:11.23)	0:34.36 [6] (0:11.52)	0:22.84 [6] (0:10.90)	0:11.94 [6] (0:11.94)	3.37L	0:34.36	-1
9	7 MY SNOW QUEEN Tahlia Fenlon	1	69.4 1000m	0:10.56 1000m	1:09.50 [9] (0:13.38)	0:56.12 [5] (0:10.56)	0:45.56 [5] (0:11.04)	0:34.52 [3] (0:11.60)	0:22.92 [4] (0:10.99)	0:11.93 [7] (0:11.93)	3.46L	0:34.52	-11
10	2 AT WITZ END Samantha Collett	5	69.3 1000m	0:10.61 1000m	1:09.66 [10] (0:13.60)	0:56.06 [7] (0:10.61)	0:45.45 [7] (0:11.21)	0:34.24 [8] (0:11.41)	0:22.83 [9] (0:11.12)	0:11.71 [10] (0:11.71)	4.4L	0:34.24	-1

Scratched: Miss Hellfire (#6)

[] Ranking at each section and finish
 -:-:- No data available at this section
 NA No data available

SCN Saddle cloth number
 DNF Did not finish
 DNT Did not track



Horse/Jockey Name	Bubba's Bay
Final Rank	1
Fastest Section Time (Section)	0:10.53 (1000m)
Top Speed [km/h] (Section)	70.2 (1000m)
Race State	Finished



Doomben QLD Professional

Race 7: U&U RECRUITMENT KEITH NOUD - 1200m

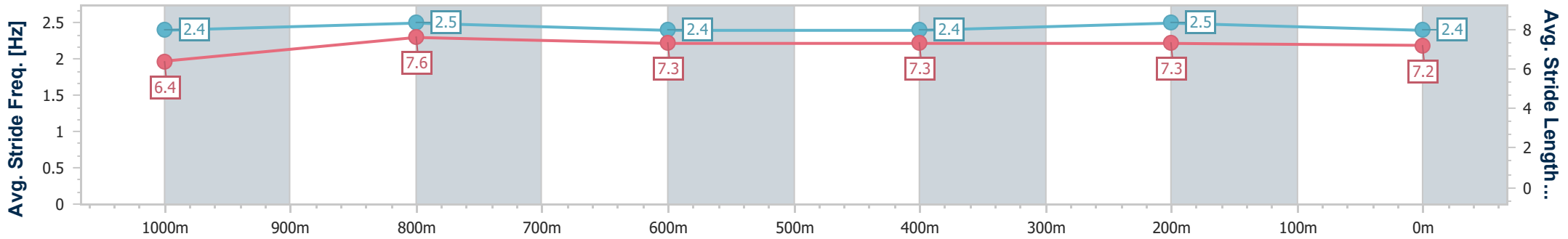
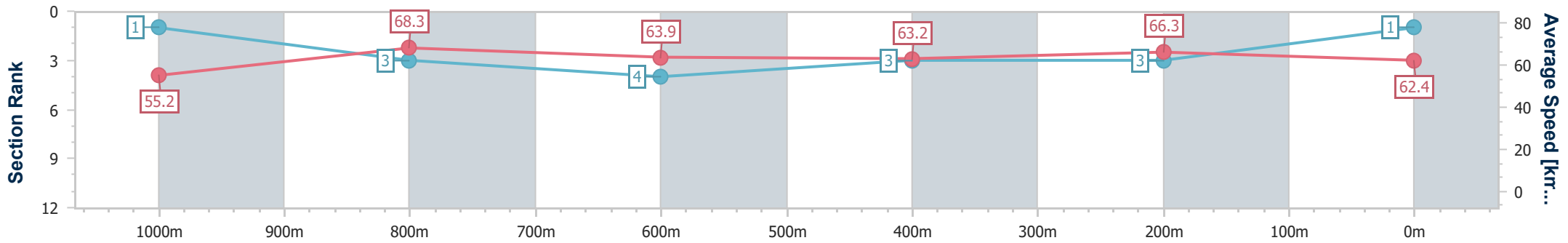
09 November 2024 - 16:02

Track Rating: Good 4, Weather: Fine, Rail Position: +2.5m Entire



BRISBANE RACING CLUB

Section	Overall	1000m	800m	600m	400m	200m
Section Times	1:08.92 [1] (0:13.06)	0:55.86 [1] (0:10.53)	0:45.33 [3] (0:11.39)	0:33.94 [4] (0:11.55)	0:22.39 [3] (0:10.86)	0:11.53 [3] (0:11.53)
Average Speed [km/h]	55.2	68.3	63.9	63.2	66.3	62.4
Top Speed [km/h]	70.0	70.2	66.5	65.1	68.8	66.0
Avg. Dist. to Rail [m]	4.4	0.3	2.1	2.6	1.6	1.7
Avg. Stride Freq. [Hz]	2.4	2.5	2.4	2.4	2.5	2.4
Avg. Stride Length [m]	6.4	7.6	7.3	7.3	7.3	7.2



- [] Ranking at each section and finish
- .-.- No data available at this section
- NA No data available



Horse/Jockey Name	Ned's Gully
Final Rank	2
Fastest Section Time (Section)	0:10.62 (1000m)
Top Speed [km/h] (Section)	68.8 (1000m)
Race State	Finished



Doomben QLD Professional

Race 7: U&U RECRUITMENT KEITH NOUD - 1200m

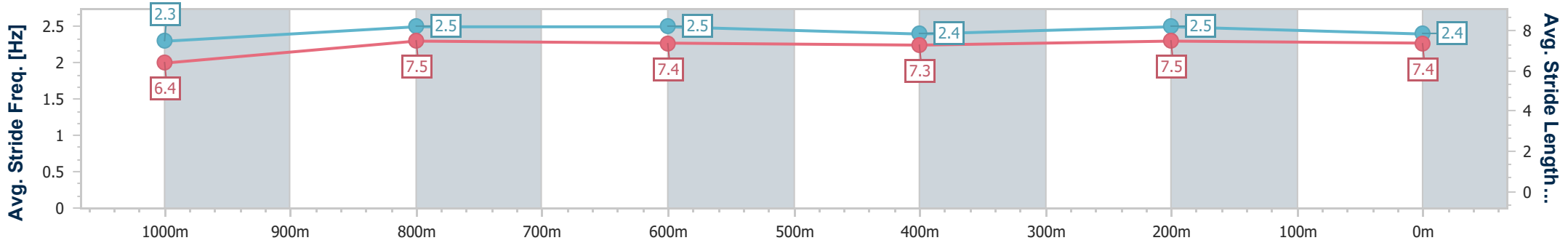
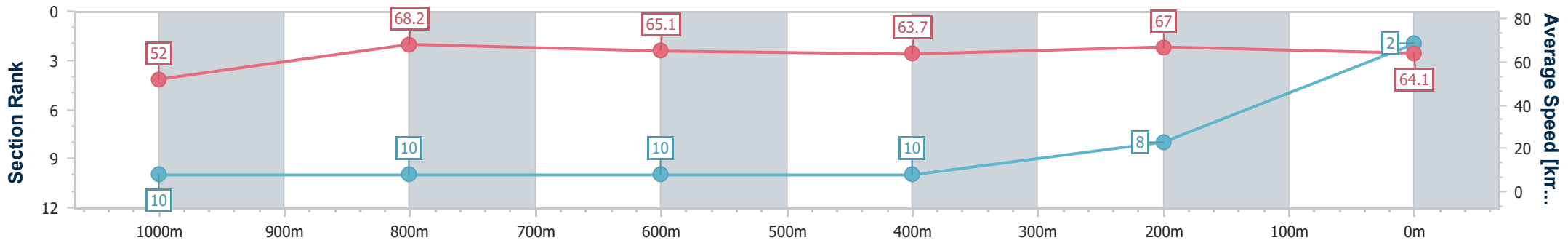
09 November 2024 - 16:02

Track Rating: Good 4, Weather: Fine, Rail Position: +2.5m Entire



BRISBANE RACING CLUB

Section	Overall	1000m	800m	600m	400m	200m
Section Times	1:08.93 [2] (0:13.85)	0:55.08 [10] (0:10.62)	0:44.46 [10] (0:11.13)	0:33.33 [10] (0:11.35)	0:21.98 [10] (0:10.75)	0:11.23 [8] (0:11.23)
Average Speed [km/h]	52.0	68.2	65.1	63.7	67.0	64.1
Top Speed [km/h]	66.5	68.8	68.3	65.3	68.0	67.4
Avg. Dist. to Rail [m]	5.6	1.5	1.6	1.1	1.8	3.9
Avg. Stride Freq. [Hz]	2.3	2.5	2.5	2.4	2.5	2.4
Avg. Stride Length [m]	6.4	7.5	7.4	7.3	7.5	7.4



- [] Ranking at each section and finish
- .-.-.- No data available at this section
- NA No data available



Horse/Jockey Name	Midnight In Tokyo
Final Rank	3
Fastest Section Time (Section)	0:10.65 (1000m)
Top Speed [km/h] (Section)	71.3 (1000m)
Race State	Finished



Doomben QLD Professional

Race 7: U&U RECRUITMENT KEITH NOUD - 1200m

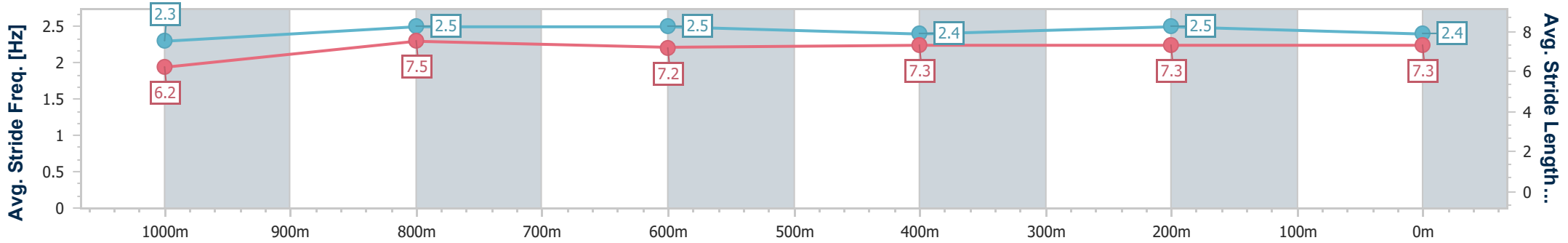
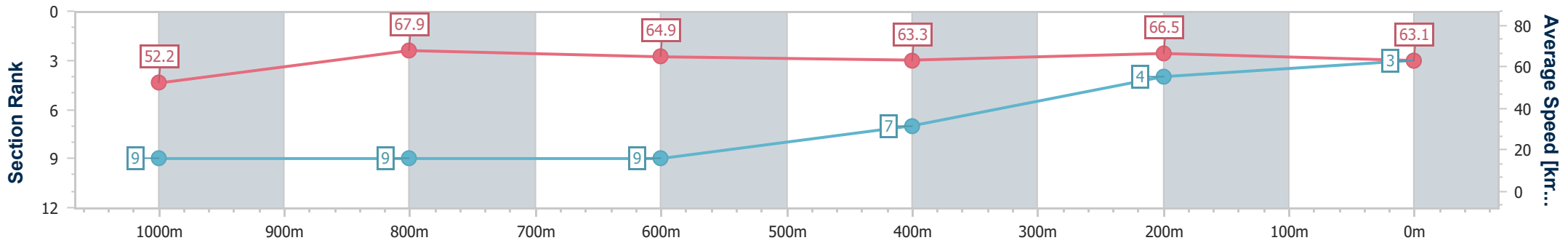
09 November 2024 - 16:02

Track Rating: Good 4, Weather: Fine, Rail Position: +2.5m Entire



BRISBANE RACING CLUB

Section	Overall	1000m	800m	600m	400m	200m
Section Times	1:08.95 [3] (0:13.78)	0:55.17 [9] (0:10.65)	0:44.52 [9] (0:11.04)	0:33.48 [9] (0:11.28)	0:22.20 [7] (0:10.74)	0:11.46 [4] (0:11.46)
Average Speed [km/h]	52.2	67.9	64.9	63.3	66.5	63.1
Top Speed [km/h]	66.9	71.3	67.0	65.2	67.9	67.3
Avg. Dist. to Rail [m]	1.8	0.5	0.8	1.3	2.0	1.6
Avg. Stride Freq. [Hz]	2.3	2.5	2.5	2.4	2.5	2.4
Avg. Stride Length [m]	6.2	7.5	7.2	7.3	7.3	7.3



- [] Ranking at each section and finish
- .-.- No data available at this section
- NA No data available



Horse/Jockey Name	Hard To Say
Final Rank	4
Fastest Section Time (Section)	0:10.44 (1000m)
Top Speed [km/h] (Section)	71.4 (1000m)
Race State	Finished



Doomben QLD Professional

Race 7: U&U RECRUITMENT KEITH NOUD - 1200m

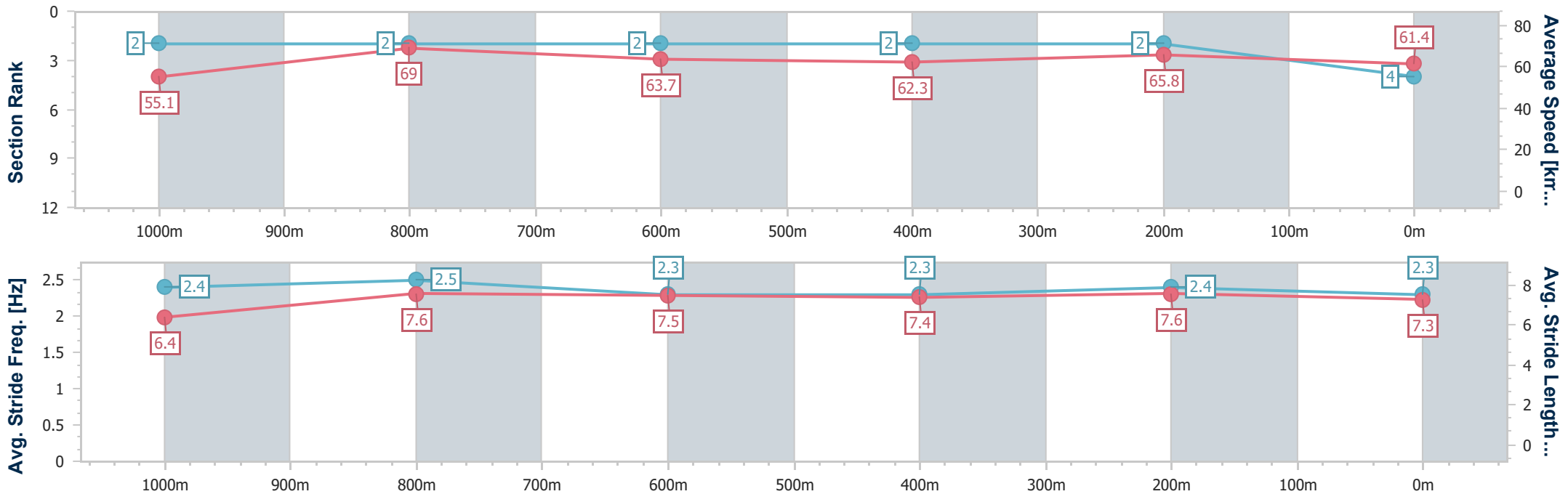
09 November 2024 - 16:02

Track Rating: Good 4, Weather: Fine, Rail Position: +2.5m Entire



BRISBANE RACING CLUB

Section	Overall	1000m	800m	600m	400m	200m
Section Times	1:09.04 [4] (0:13.10)	0:55.94 [2] (0:10.44)	0:45.50 [2] (0:11.30)	0:34.20 [2] (0:11.54)	0:22.66 [2] (0:10.93)	0:11.73 [2] (0:11.73)
Average Speed [km/h]	55.1	69.0	63.7	62.3	65.8	61.4
Top Speed [km/h]	71.4	71.4	65.8	64.0	67.6	65.4
Avg. Dist. to Rail [m]	5.6	1.6	0.4	0.4	1.2	0.5
Avg. Stride Freq. [Hz]	2.4	2.5	2.3	2.3	2.4	2.3
Avg. Stride Length [m]	6.4	7.6	7.5	7.4	7.6	7.3



- [] Ranking at each section and finish
- .-.-.- No data available at this section
- NA No data available



Horse/Jockey Name	Mahbaby
Final Rank	5
Fastest Section Time (Section)	0:10.61 (1000m)
Top Speed [km/h] (Section)	68.9 (1000m)
Race State	Finished

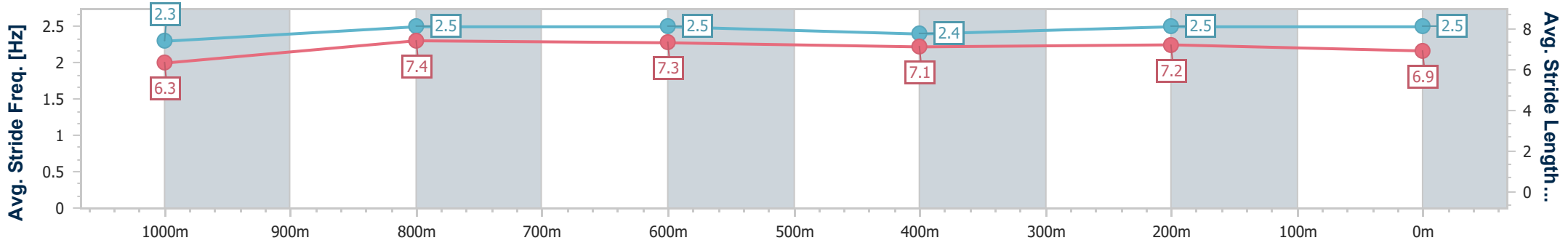
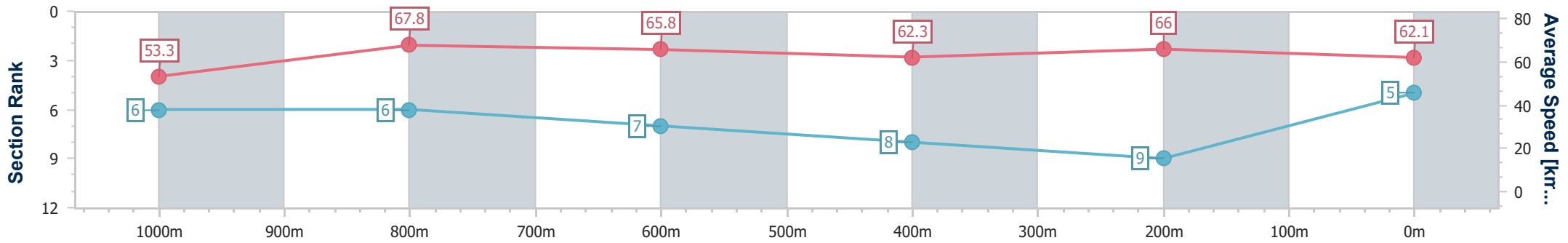


Doomben QLD Professional
 Race 7: U&U RECRUITMENT KEITH NOUD - 1200m
 09 November 2024 - 16:02
 Track Rating: Good 4, Weather: Fine, Rail Position: +2.5m Entire



BRISBANE
 RACING CLUB

Section	Overall	1000m	800m	600m	400m	200m
Section Times	1:09.29 [5] (0:13.56)	0:55.73 [6] (0:10.61)	0:45.12 [6] (0:11.03)	0:34.09 [7] (0:11.59)	0:22.50 [8] (0:10.91)	0:11.59 [9] (0:11.59)
Average Speed [km/h]	53.3	67.8	65.8	62.3	66.0	62.1
Top Speed [km/h]	66.8	68.9	67.4	64.2	67.3	65.2
Avg. Dist. to Rail [m]	1.1	0.5	1.0	1.3	0.6	0.6
Avg. Stride Freq. [Hz]	2.3	2.5	2.5	2.4	2.5	2.5
Avg. Stride Length [m]	6.3	7.4	7.3	7.1	7.2	6.9



- [] Ranking at each section and finish
- .-.- No data available at this section
- NA No data available



Horse/Jockey Name	Tiger Shark
Final Rank	6
Fastest Section Time (Section)	0:10.32 (1000m)
Top Speed [km/h] (Section)	71.3 (1000m)
Race State	Finished



Doomben QLD Professional

Race 7: U&U RECRUITMENT KEITH NOUD - 1200m

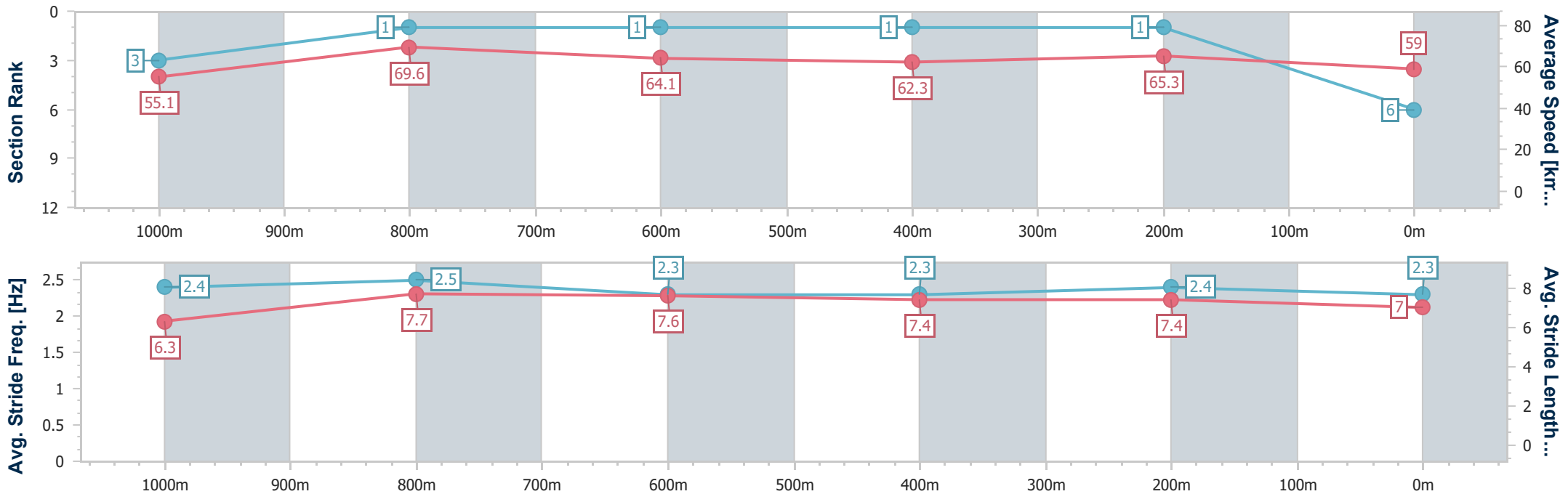
09 November 2024 - 16:02

Track Rating: Good 4, Weather: Fine, Rail Position: +2.5m Entire



BRISBANE RACING CLUB

Section	Overall	1000m	800m	600m	400m	200m
Section Times	1:09.32 [6] (0:13.11)	0:56.21 [3] (0:10.32)	0:45.89 [1] (0:11.21)	0:34.68 [1] (0:11.50)	0:23.18 [1] (0:10.96)	0:12.22 [1] (0:12.22)
Average Speed [km/h]	55.1	69.6	64.1	62.3	65.3	59.0
Top Speed [km/h]	68.0	71.3	66.7	62.6	67.4	63.1
Avg. Dist. to Rail [m]	1.8	0.4	0.5	0.9	2.8	3.0
Avg. Stride Freq. [Hz]	2.4	2.5	2.3	2.3	2.4	2.3
Avg. Stride Length [m]	6.3	7.7	7.6	7.4	7.4	7.0



- [] Ranking at each section and finish
- .-.- No data available at this section
- NA No data available



Horse/Jockey Name	Goldsborough
Final Rank	7
Fastest Section Time (Section)	0:10.59 (1000m)
Top Speed [km/h] (Section)	70.0 (1000m)
Race State	Finished

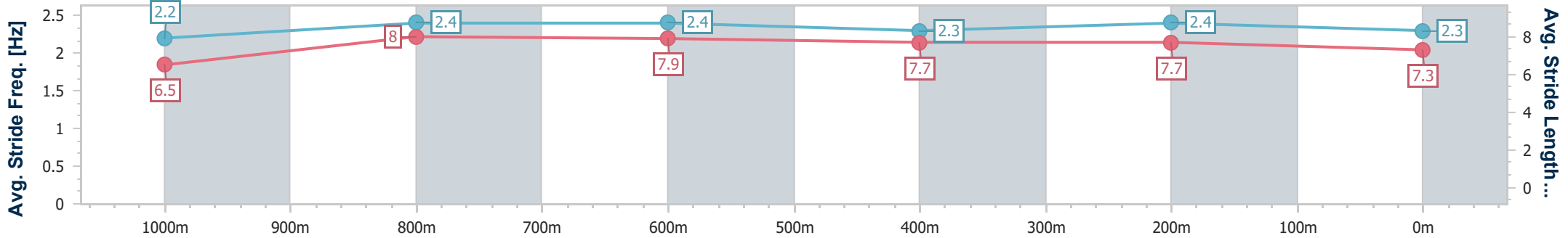
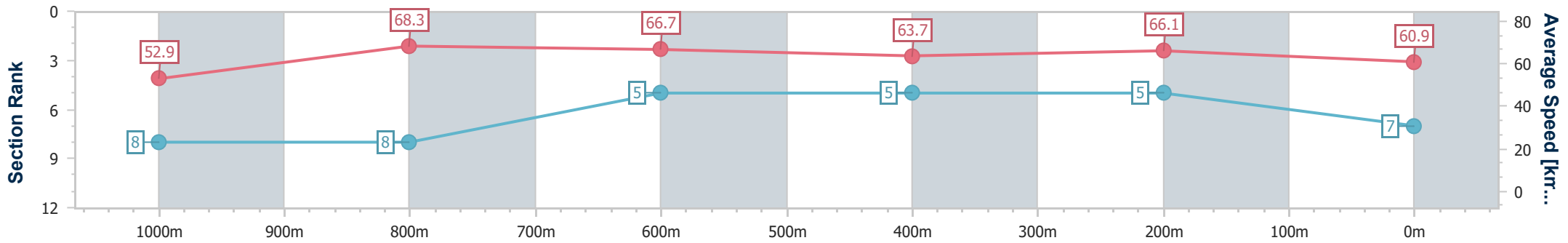


Doomben QLD Professional
Race 7: U&U RECRUITMENT KEITH NOUD - 1200m
 09 November 2024 - 16:02
 Track Rating: Good 4, Weather: Fine, Rail Position: +2.5m Entire



BRISBANE
RACING CLUB

Section	Overall	1000m	800m	600m	400m	200m
Section Times	1:09.32 [7] (0:13.62)	0:55.70 [8] (0:10.59)	0:45.11 [8] (0:10.91)	0:34.20 [5] (0:11.48)	0:22.72 [5] (0:10.92)	0:11.80 [5] (0:11.80)
Average Speed [km/h]	52.9	68.3	66.7	63.7	66.1	60.9
Top Speed [km/h]	67.0	70.0	68.6	65.6	67.3	65.6
Avg. Dist. to Rail [m]	5.6	1.5	2.2	3.1	2.8	3.1
Avg. Stride Freq. [Hz]	2.2	2.4	2.4	2.3	2.4	2.3
Avg. Stride Length [m]	6.5	8.0	7.9	7.7	7.7	7.3



- [] Ranking at each section and finish
- .-.- No data available at this section
- NA No data available



Horse/Jockey Name	Nashira
Final Rank	8
Fastest Section Time (Section)	0:10.58 (1000m)
Top Speed [km/h] (Section)	69.6 (1000m)
Race State	Finished



Doomben QLD Professional

Race 7: U&U RECRUITMENT KEITH NOUD - 1200m

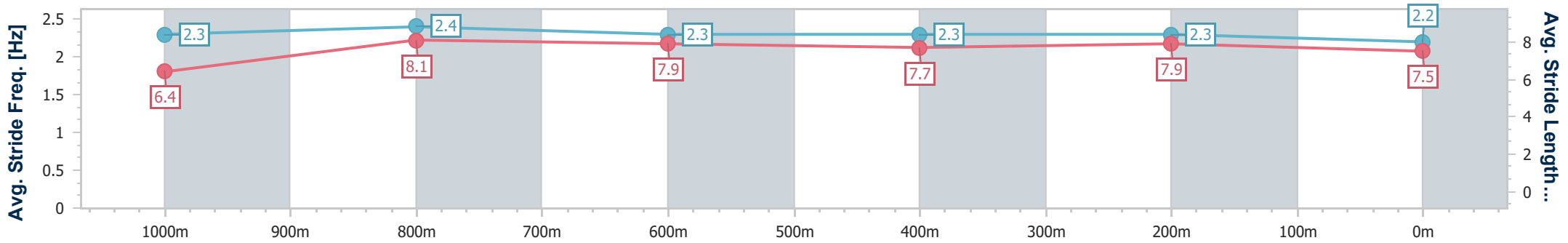
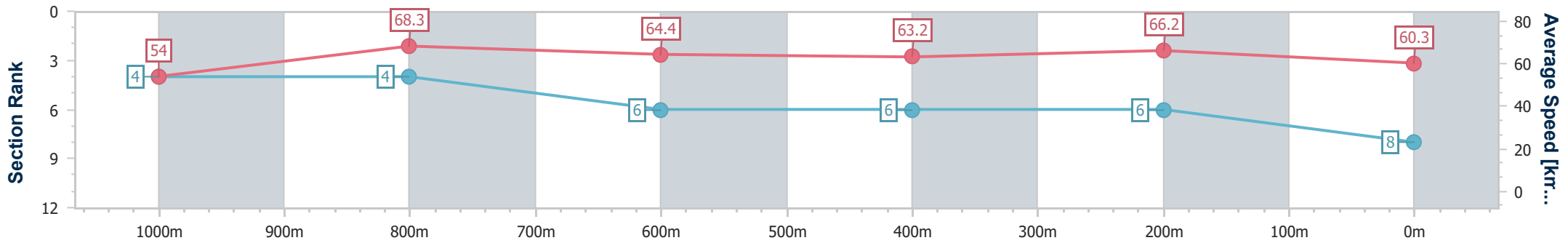
09 November 2024 - 16:02

Track Rating: Good 4, Weather: Fine, Rail Position: +2.5m Entire



BRISBANE RACING CLUB

Section	Overall	1000m	800m	600m	400m	200m
Section Times	1:09.49 [8] (0:13.32)	0:56.17 [4] (0:10.58)	0:45.59 [4] (0:11.23)	0:34.36 [6] (0:11.52)	0:22.84 [6] (0:10.90)	0:11.94 [6] (0:11.94)
Average Speed [km/h]	54.0	68.3	64.4	63.2	66.2	60.3
Top Speed [km/h]	67.2	69.6	66.7	64.1	68.9	66.0
Avg. Dist. to Rail [m]	1.9	1.1	1.9	1.7	1.1	1.1
Avg. Stride Freq. [Hz]	2.3	2.4	2.3	2.3	2.3	2.2
Avg. Stride Length [m]	6.4	8.1	7.9	7.7	7.9	7.5



- [] Ranking at each section and finish
- .-.- No data available at this section
- NA No data available



Horse/Jockey Name	My Snow Queen
Final Rank	9
Fastest Section Time (Section)	0:10.56 (1000m)
Top Speed [km/h] (Section)	69.4 (1000m)
Race State	Finished



Doomben QLD Professional

Race 7: U&U RECRUITMENT KEITH NOUD - 1200m

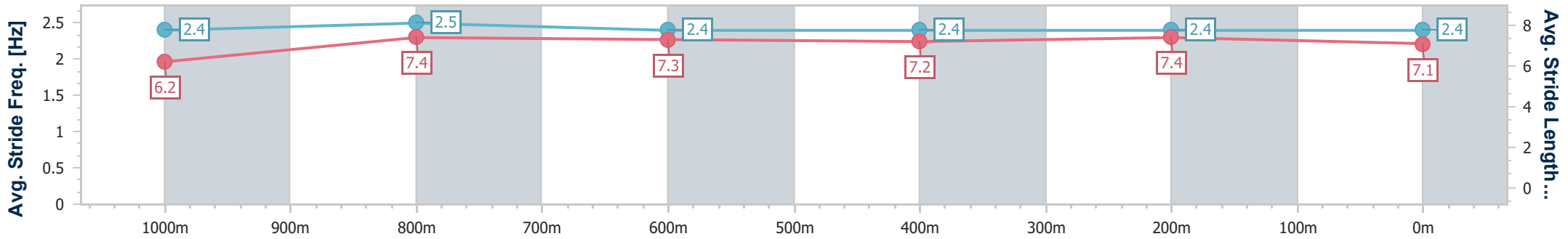
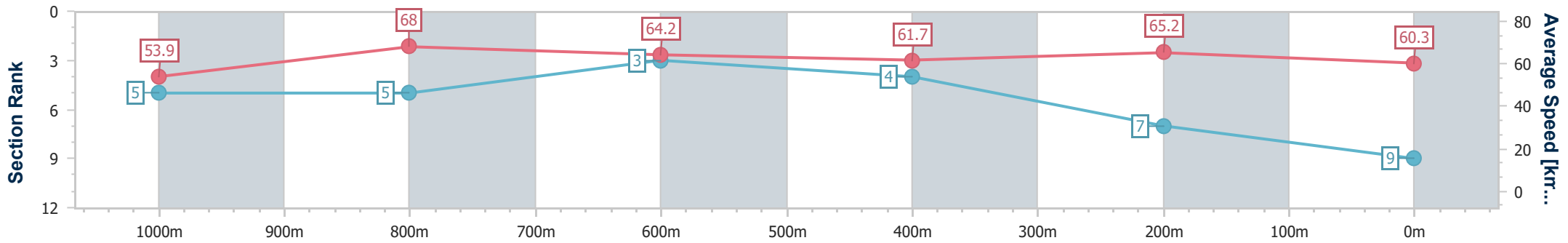
09 November 2024 - 16:02

Track Rating: Good 4, Weather: Fine, Rail Position: +2.5m Entire



BRISBANE RACING CLUB

Section	Overall	1000m	800m	600m	400m	200m
Section Times	1:09.50 [9] (0:13.38)	0:56.12 [5] (0:10.56)	0:45.56 [5] (0:11.04)	0:34.52 [3] (0:11.60)	0:22.92 [4] (0:10.99)	0:11.93 [7] (0:11.93)
Average Speed [km/h]	53.9	68.0	64.2	61.7	65.2	60.3
Top Speed [km/h]	68.1	69.4	66.1	62.5	66.5	66.3
Avg. Dist. to Rail [m]	1.0	1.5	2.5	1.3	2.6	2.4
Avg. Stride Freq. [Hz]	2.4	2.5	2.4	2.4	2.4	2.4
Avg. Stride Length [m]	6.2	7.4	7.3	7.2	7.4	7.1



- [] Ranking at each section and finish
- .-.-.- No data available at this section
- NA No data available



Horse/Jockey Name	At Witz End
Final Rank	10
Fastest Section Time (Section)	0:10.61 (1000m)
Top Speed [km/h] (Section)	69.3 (1000m)
Race State	Finished

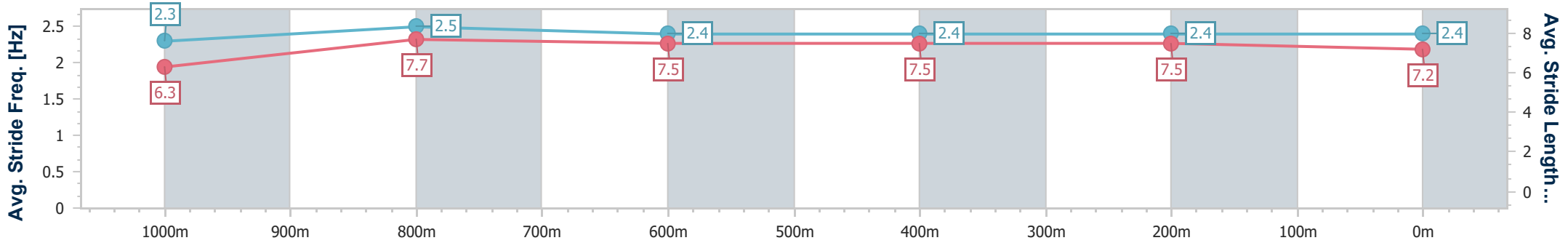
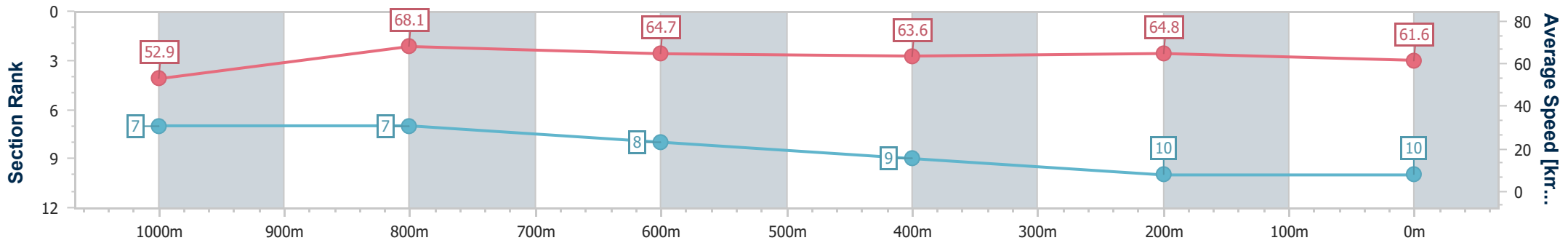


Doomben QLD Professional
Race 7: U&U RECRUITMENT KEITH NOUD - 1200m
 09 November 2024 - 16:02
 Track Rating: Good 4, Weather: Fine, Rail Position: +2.5m Entire



BRISBANE
RACING CLUB

Section	Overall	1000m	800m	600m	400m	200m
Section Times	1:09.66 [10] (0:13.60)	0:56.06 [7] (0:10.61)	0:45.45 [7] (0:11.21)	0:34.24 [8] (0:11.41)	0:22.83 [9] (0:11.12)	0:11.71 [10] (0:11.71)
Average Speed [km/h]	52.9	68.1	64.7	63.6	64.8	61.6
Top Speed [km/h]	66.8	69.3	68.4	64.7	66.9	64.9
Avg. Dist. to Rail [m]	2.8	0.9	1.2	1.6	3.1	4.4
Avg. Stride Freq. [Hz]	2.3	2.5	2.4	2.4	2.4	2.4
Avg. Stride Length [m]	6.3	7.7	7.5	7.5	7.5	7.2



- [] Ranking at each section and finish
- .-.- No data available at this section
- NA No data available



Doomben QLD Professional

Race 8: EVA AIR BENCHMARK 85 Handicap - 1615m

09 November 2024 - 16:39



BRISBANE
RACING CLUB

Track Rating: Good 4, Weather: Fine, Rail Position: +2.5m Entire

Section													
Field Times		Overall	1400m	1200m	1000m	800m	600m	400m	Last 600m				
		1:36.95 (0:14.84)	1:22.11 (0:11.42)	1:10.69 (0:11.80)	0:58.89 (0:11.96)	0:46.93 (0:12.19)	0:34.74 (0:11.85)	0:22.89 (0:11.19)	0:34.74				
Rank	TAB Horse/Jockey	Barrier	Top Speed [km/h]	Fastest Section									Distance Travelled [m]
1	2 BETTCHA THE CROWN Samantha Collett	1	66.1 400m	0:11.04 400m	1:36.95 [1] (0:14.90)	1:22.05 [4] (0:11.68)	1:10.37 [3] (0:11.82)	0:58.55 [3] (0:11.97)	0:46.58 [3] (0:12.18)	0:34.40 [3] (0:11.66)	0:22.74 [2] (0:11.04)	0:34.40	
2	8 CLYDE Boris Thornton	3	66.9 400m	0:11.01 400m	1:37.06 [2] (0:15.15)	1:21.91 [5] (0:11.80)	1:10.11 [6] (0:11.95)	0:58.16 [6] (0:11.99)	0:46.17 [7] (0:12.16)	0:34.01 [7] (0:11.52)	0:22.49 [8] (0:11.01)	0:34.01	+5
3	1 KRONENBOURG Ryan Maloney	2	66.6 Overall	0:11.22 400m	1:37.12 [3] (0:14.86)	1:22.26 [2] (0:11.40)	1:10.86 [1] (0:11.80)	0:59.06 [1] (0:11.96)	0:47.10 [1] (0:12.19)	0:34.91 [1] (0:11.85)	0:23.06 [1] (0:11.22)	0:34.91	-1
4	7 BELVEDERE BOYS Cody Collis	8	65.9 400m	0:11.04 400m	1:37.13 [4] (0:16.02)	1:21.11 [10] (0:11.53)	1:09.58 [10] (0:11.91)	0:57.67 [10] (0:11.77)	0:45.90 [10] (0:11.96)	0:33.94 [9] (0:11.46)	0:22.48 [9] (0:11.04)	0:33.94	-2
5	4 LOGAN STREET LION Andrew Mallyon	7	66.3 400m	0:11.13 400m	1:37.23 [5] (0:15.38)	1:21.85 [7] (0:11.40)	1:10.45 [5] (0:11.86)	0:58.59 [5] (0:11.96)	0:46.63 [5] (0:12.16)	0:34.47 [5] (0:11.71)	0:22.76 [7] (0:11.13)	0:34.47	+3
6	3 HYDE Jag Guthmann-Chester	6	65.9 400m	0:11.07 400m	1:37.24 [6] (0:15.17)	1:22.07 [6] (0:11.92)	1:10.15 [7] (0:12.00)	0:58.15 [8] (0:11.89)	0:46.26 [8] (0:12.07)	0:34.19 [8] (0:11.42)	0:22.77 [6] (0:11.07)	0:34.19	+6
7	5 LIVING FREE Emily Lang	4	66.3 400m	0:11.22 400m	1:37.29 [7] (0:14.86)	1:22.43 [3] (0:11.78)	1:10.65 [4] (0:11.85)	0:58.80 [4] (0:11.94)	0:46.86 [4] (0:12.20)	0:34.66 [4] (0:11.62)	0:23.04 [4] (0:11.22)	0:34.66	+8
8	10 IT'SMEMARIO Mark Du Plessis	10	65.4 400m	0:11.14 400m	1:37.33 [8] (0:15.71)	1:21.62 [9] (0:11.41)	1:10.21 [8] (0:11.89)	0:58.32 [7] (0:11.85)	0:46.47 [6] (0:12.03)	0:34.44 [6] (0:11.54)	0:22.90 [5] (0:11.14)	0:34.44	+1
9	6 BASARWA Damien Thornton	9	66.1 400m	0:11.10 400m	1:37.92 [9] (0:15.49)	1:22.43 [8] (0:11.74)	1:10.69 [9] (0:12.06)	0:58.63 [9] (0:11.87)	0:46.76 [9] (0:12.15)	0:34.61 [10] (0:11.55)	0:23.06 [10] (0:11.10)	0:34.61	+8
10	9 BINDING Bailey Wheeler	5	65.0 400m	0:11.31 400m	1:38.04 [10] (0:14.84)	1:23.20 [1] (0:11.68)	1:11.52 [2] (0:11.78)	0:59.74 [2] (0:12.00)	0:47.74 [2] (0:12.19)	0:35.55 [2] (0:11.72)	0:23.83 [3] (0:11.31)	0:35.55	+4

[] Ranking at each section and finish
 -:-:- No data available at this section
 NA No data available

SCN Saddle cloth number
 DNF Did not finish
 DNT Did not track



Doomben QLD Professional
Race 8: EVA AIR BENCHMARK 85 Handicap - 1615m
09 November 2024 - 16:39



Track Rating: Good 4, Weather: Fine, Rail Position: +2.5m Entire

Section				200m				Last 600m	
Field Times				0:11.70 (0:11.70)				0:34.74	
Rank	TAB	Horse/Jockey	Barrier	Top Speed [km/h]	Fastest Section	Margin			Distance Travelled [m]
1	2	BETTCHA THE CROWN Samantha Collett	1	66.1 400m	0:11.04 400m	0:11.70 [1] (0:11.70)	1:36.95		0:34.40
2	8	CLYDE Boris Thornton	3	66.9 400m	0:11.01 400m	0:11.48 [7] (0:11.48)	0.59L		0:34.01 +5
3	1	KRONENBOURG Ryan Maloney	2	66.6 Overall	0:11.22 400m	0:11.84 [2] (0:11.84)	0.98L		0:34.91 -1
4	7	BELVEDERE BOYS Cody Collis	8	65.9 400m	0:11.04 400m	0:11.44 [9] (0:11.44)	1.03L		0:33.94 -2
5	4	LOGAN STREET LION Andrew Mallyon	7	66.3 400m	0:11.13 400m	0:11.63 [8] (0:11.63)	1.63L		0:34.47 +3
6	3	HYDE Jag Guthmann-Chester	6	65.9 400m	0:11.07 400m	0:11.70 [5] (0:11.70)	1.67L		0:34.19 +6
7	5	LIVING FREE Emily Lang	4	66.3 400m	0:11.22 400m	0:11.82 [3] (0:11.82)	1.95L		0:34.66 +8
8	10	IT'SMEMARIO Mark Du Plessis	10	65.4 400m	0:11.14 400m	0:11.76 [6] (0:11.76)	2.22L		0:34.44 +1
9	6	BASARWA Damien Thornton	9	66.1 400m	0:11.10 400m	0:11.96 [10] (0:11.96)	5.67L		0:34.61 +8
10	9	BINDING Bailey Wheeler	5	65.0 400m	0:11.31 400m	0:12.52 [4] (0:12.52)	6.38L		0:35.55 +4

[] Ranking at each section and finish
 -:-:- No data available at this section
 NA No data available

SCN Saddle cloth number
 DNF Did not finish
 DNT Did not track



Horse/Jockey Name	Bettcha The Crown
Final Rank	1
Fastest Section Time (Section)	0:11.04 (400m)
Top Speed [km/h] (Section)	66.1 (400m)
Race State	Finished



Doomben QLD Professional

Race 8: EVA AIR BENCHMARK 85 Handicap - 1615m

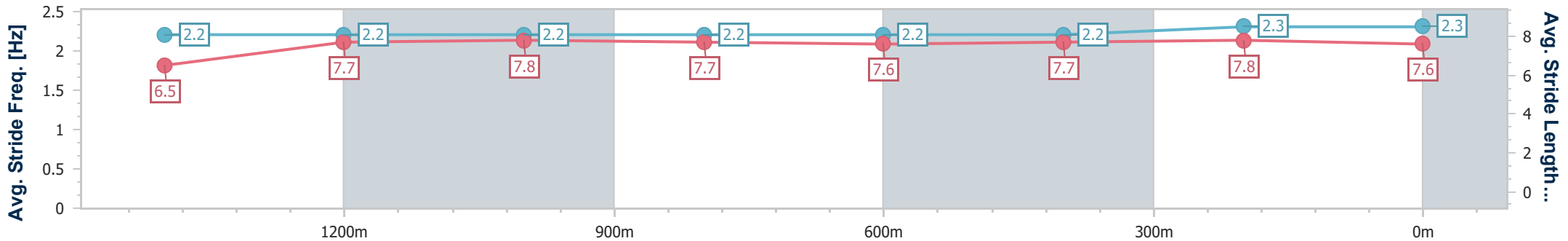
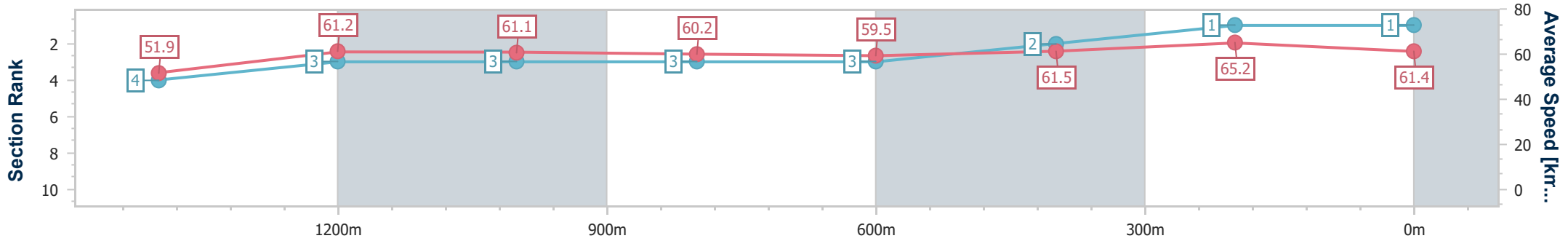
09 November 2024 - 16:39

Track Rating: Good 4, Weather: Fine, Rail Position: +2.5m Entire



BRISBANE RACING CLUB

Section	Overall	1400m	1200m	1000m	800m	600m	400m	200m
Section Times	1:36.95 [1] (0:14.90)	1:22.05 [4] (0:11.68)	1:10.37 [3] (0:11.82)	0:58.55 [3] (0:11.97)	0:46.58 [3] (0:12.18)	0:34.40 [3] (0:11.66)	0:22.74 [2] (0:11.04)	0:11.70 [1] (0:11.70)
Average Speed [km/h]	51.9	61.2	61.1	60.2	59.5	61.5	65.2	61.4
Top Speed [km/h]	65.8	62.5	61.7	61.4	60.2	64.1	66.1	64.6
Avg. Dist. to Rail [m]	0.8	0.7	1.0	1.0	1.1	0.8	0.8	0.4
Avg. Stride Freq. [Hz]	2.2	2.2	2.2	2.2	2.2	2.2	2.3	2.3
Avg. Stride Length [m]	6.5	7.7	7.8	7.7	7.6	7.7	7.8	7.6



- [] Ranking at each section and finish
- .-.- No data available at this section
- NA No data available



Horse/Jockey Name	Clyde
Final Rank	2
Fastest Section Time (Section)	0:11.01 (400m)
Top Speed [km/h] (Section)	66.9 (400m)
Race State	Finished



Doomben QLD Professional

Race 8: EVA AIR BENCHMARK 85 Handicap - 1615m

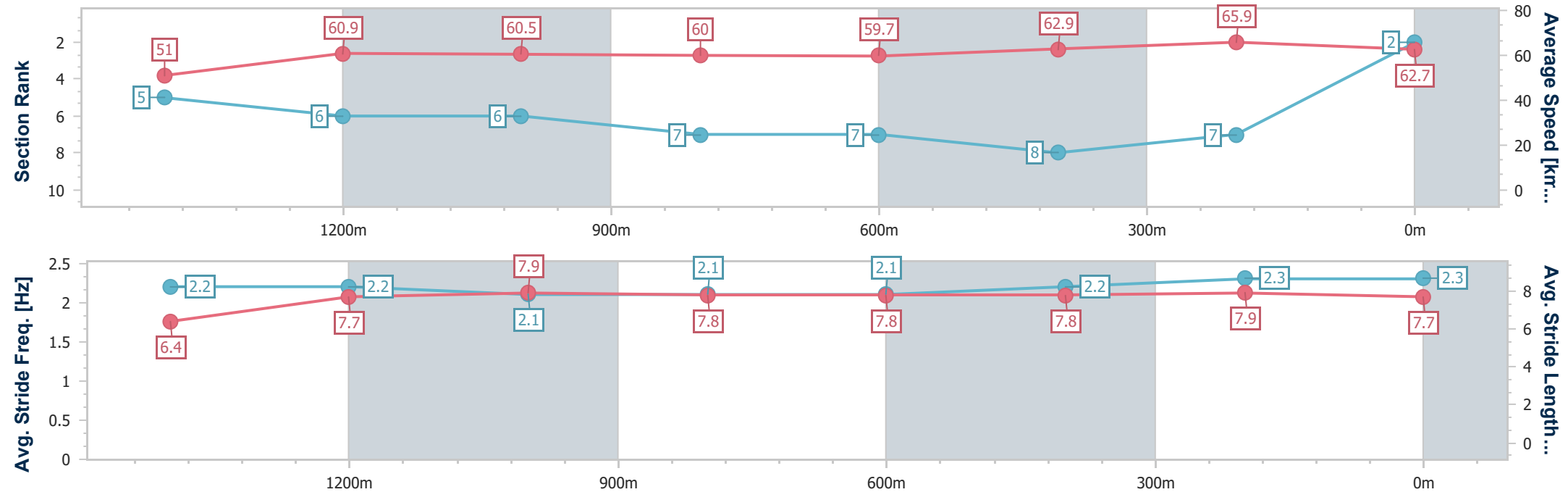
09 November 2024 - 16:39

Track Rating: Good 4, Weather: Fine, Rail Position: +2.5m Entire



BRISBANE RACING CLUB

Section	Overall	1400m	1200m	1000m	800m	600m	400m	200m
Section Times	1:37.06 [2] (0:15.15)	1:21.91 [5] (0:11.80)	1:10.11 [6] (0:11.95)	0:58.16 [6] (0:11.99)	0:46.17 [7] (0:12.16)	0:34.01 [7] (0:11.52)	0:22.49 [8] (0:11.01)	0:11.48 [7] (0:11.48)
Average Speed [km/h]	51.0	60.9	60.5	60.0	59.7	62.9	65.9	62.7
Top Speed [km/h]	64.7	64.3	61.4	61.5	61.5	64.9	66.9	65.9
Avg. Dist. to Rail [m]	1.6	0.7	1.7	0.6	1.3	1.8	3.1	4.2
Avg. Stride Freq. [Hz]	2.2	2.2	2.1	2.1	2.1	2.2	2.3	2.3
Avg. Stride Length [m]	6.4	7.7	7.9	7.8	7.8	7.8	7.9	7.7



- [] Ranking at each section and finish
- .-.- No data available at this section
- NA No data available



Horse/Jockey Name	Kronenbourg
Final Rank	3
Fastest Section Time (Section)	0:11.22 (400m)
Top Speed [km/h] (Section)	66.6 (Overall)
Race State	Finished



Doomben QLD Professional

Race 8: EVA AIR BENCHMARK 85 Handicap - 1615m

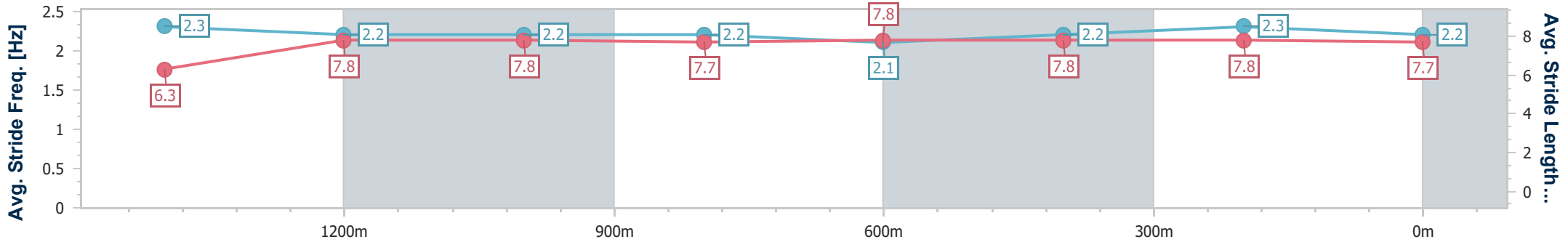
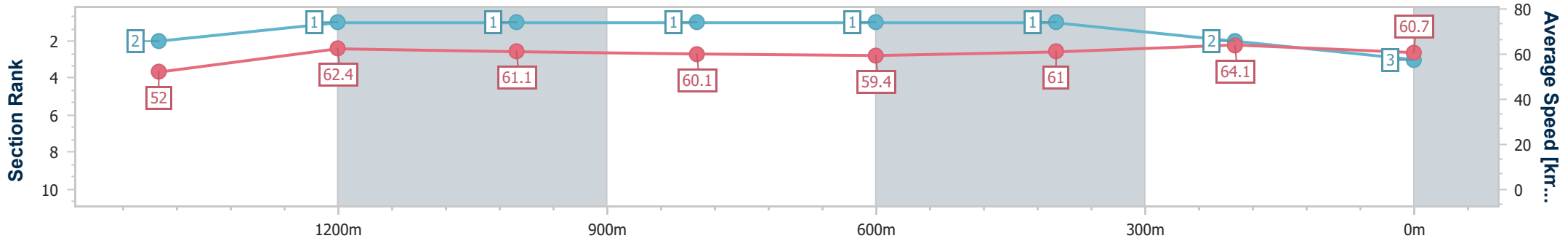
09 November 2024 - 16:39

Track Rating: Good 4, Weather: Fine, Rail Position: +2.5m Entire



BRISBANE RACING CLUB

Section	Overall	1400m	1200m	1000m	800m	600m	400m	200m
Section Times	1:37.12 [3] (0:14.86)	1:22.26 [2] (0:11.40)	1:10.86 [1] (0:11.80)	0:59.06 [1] (0:11.96)	0:47.10 [1] (0:12.19)	0:34.91 [1] (0:11.85)	0:23.06 [1] (0:11.22)	0:11.84 [2] (0:11.84)
Average Speed [km/h]	52.0	62.4	61.1	60.1	59.4	61.0	64.1	60.7
Top Speed [km/h]	66.6	65.2	61.3	61.4	60.4	63.1	65.0	63.8
Avg. Dist. to Rail [m]	0.9	2.0	0.7	0.2	0.8	0.6	1.0	1.0
Avg. Stride Freq. [Hz]	2.3	2.2	2.2	2.2	2.1	2.2	2.3	2.2
Avg. Stride Length [m]	6.3	7.8	7.8	7.7	7.8	7.8	7.8	7.7



- [] Ranking at each section and finish
- .-.- No data available at this section
- NA No data available



Horse/Jockey Name	Belvedere Boys
Final Rank	4
Fastest Section Time (Section)	0:11.04 (400m)
Top Speed [km/h] (Section)	65.9 (400m)
Race State	Finished



Doomben QLD Professional

Race 8: EVA AIR BENCHMARK 85 Handicap - 1615m

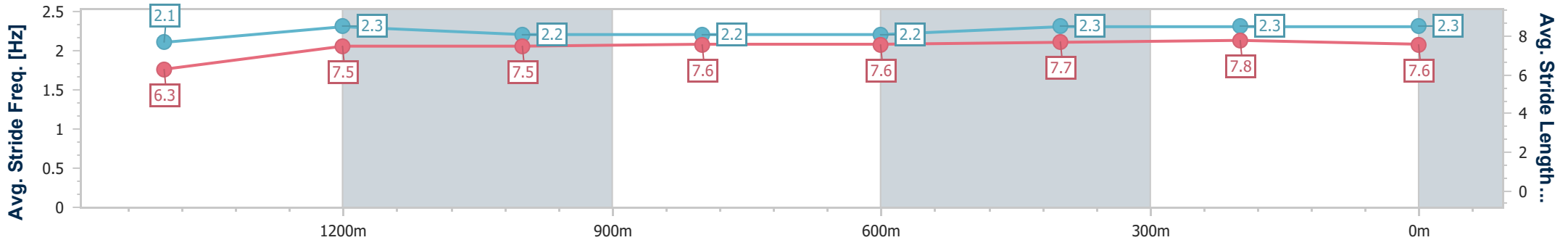
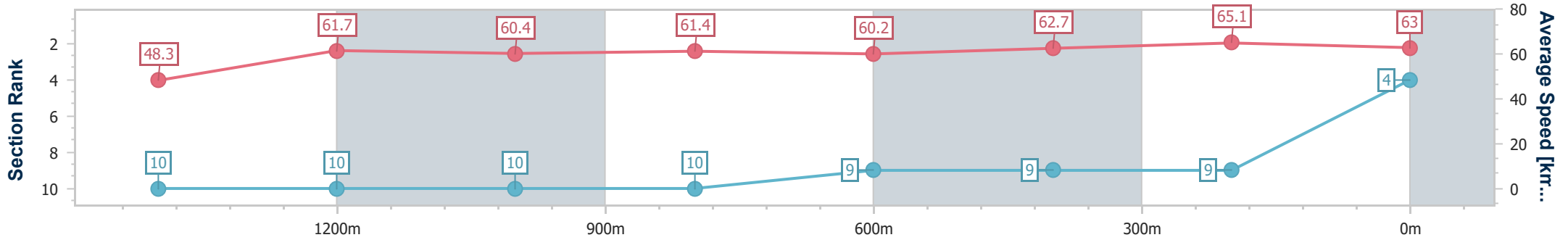
09 November 2024 - 16:39

Track Rating: Good 4, Weather: Fine, Rail Position: +2.5m Entire



BRISBANE RACING CLUB

Section	Overall	1400m	1200m	1000m	800m	600m	400m	200m
Section Times	1:37.13 [4] (0:16.02)	1:21.11 [10] (0:11.53)	1:09.58 [10] (0:11.91)	0:57.67 [10] (0:11.77)	0:45.90 [10] (0:11.96)	0:33.94 [9] (0:11.46)	0:22.48 [9] (0:11.04)	0:11.44 [9] (0:11.44)
Average Speed [km/h]	48.3	61.7	60.4	61.4	60.2	62.7	65.1	63.0
Top Speed [km/h]	62.0	63.8	61.7	62.2	61.9	64.2	65.9	65.1
Avg. Dist. to Rail [m]	3.3	1.9	0.3	0.2	0.5	0.5	1.6	2.1
Avg. Stride Freq. [Hz]	2.1	2.3	2.2	2.2	2.2	2.3	2.3	2.3
Avg. Stride Length [m]	6.3	7.5	7.5	7.6	7.6	7.7	7.8	7.6



- [] Ranking at each section and finish
- .-.- No data available at this section
- NA No data available



Horse/Jockey Name	Logan Street Lion
Final Rank	5
Fastest Section Time (Section)	0:11.13 (400m)
Top Speed [km/h] (Section)	66.3 (400m)
Race State	Finished



Doomben QLD Professional

Race 8: EVA AIR BENCHMARK 85 Handicap - 1615m

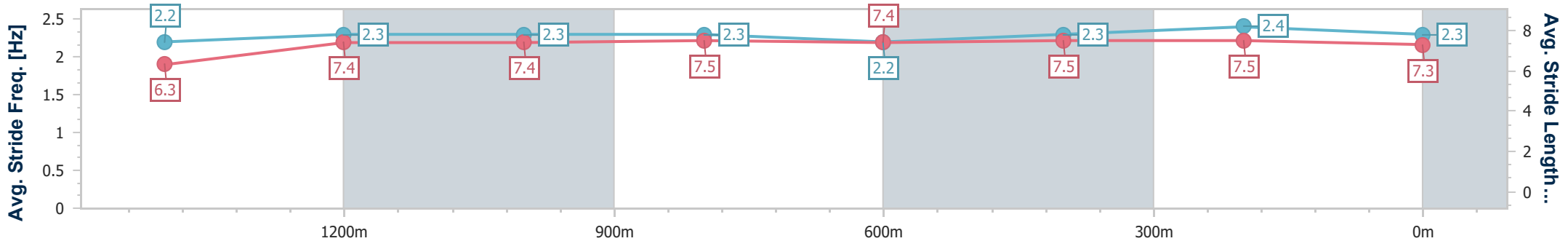
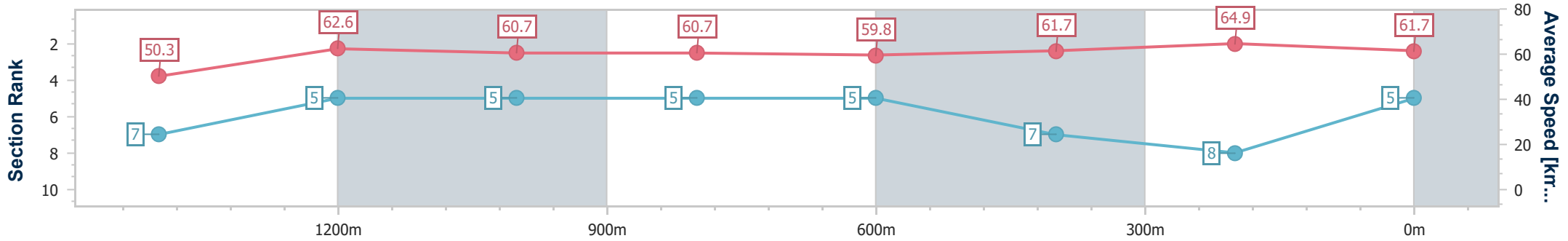
09 November 2024 - 16:39

Track Rating: Good 4, Weather: Fine, Rail Position: +2.5m Entire



BRISBANE RACING CLUB

Section	Overall	1400m	1200m	1000m	800m	600m	400m	200m
Section Times	1:37.23 [5] (0:15.38)	1:21.85 [7] (0:11.40)	1:10.45 [5] (0:11.86)	0:58.59 [5] (0:11.96)	0:46.63 [5] (0:12.16)	0:34.47 [5] (0:11.71)	0:22.76 [7] (0:11.13)	0:11.63 [8] (0:11.63)
Average Speed [km/h]	50.3	62.6	60.7	60.7	59.8	61.7	64.9	61.7
Top Speed [km/h]	65.2	65.6	61.4	61.3	60.3	63.2	66.3	64.8
Avg. Dist. to Rail [m]	4.2	1.2	1.7	2.5	2.1	0.4	0.5	2.7
Avg. Stride Freq. [Hz]	2.2	2.3	2.3	2.3	2.2	2.3	2.4	2.3
Avg. Stride Length [m]	6.3	7.4	7.4	7.5	7.4	7.5	7.5	7.3



- [] Ranking at each section and finish
- .-.- No data available at this section
- NA No data available



Horse/Jockey Name	Hyde
Final Rank	6
Fastest Section Time (Section)	0:11.07 (400m)
Top Speed [km/h] (Section)	65.9 (400m)
Race State	Finished



Doomben QLD Professional

Race 8: EVA AIR BENCHMARK 85 Handicap - 1615m

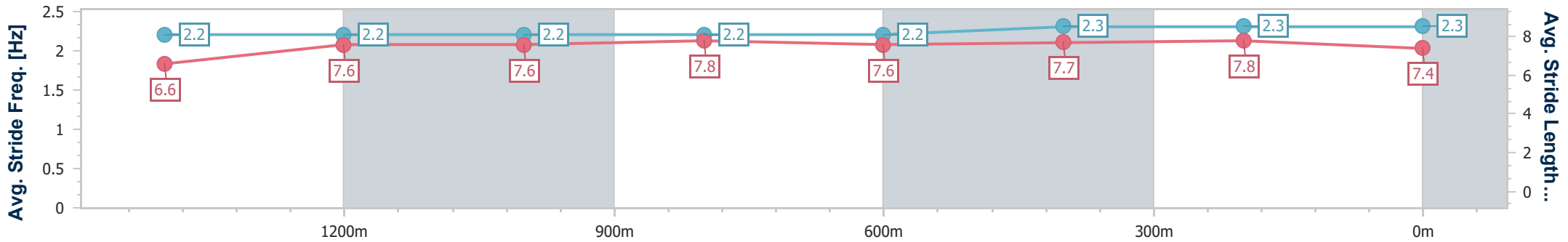
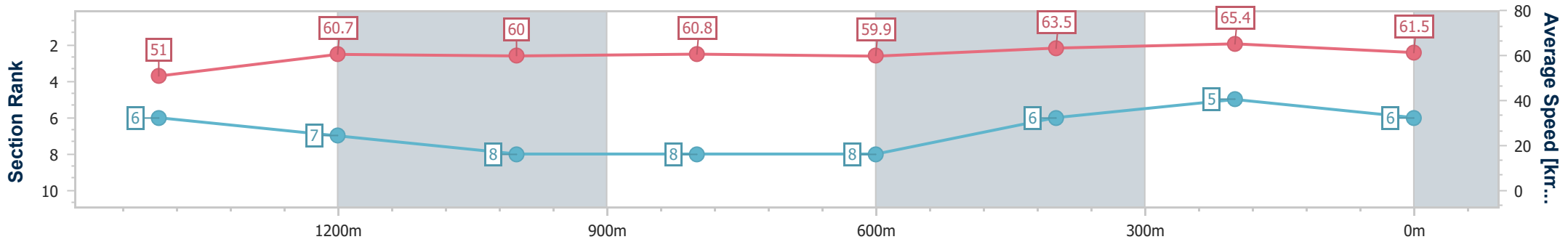
09 November 2024 - 16:39

Track Rating: Good 4, Weather: Fine, Rail Position: +2.5m Entire



BRISBANE RACING CLUB

Section	Overall	1400m	1200m	1000m	800m	600m	400m	200m
Section Times	1:37.24 [6] (0:15.17)	1:22.07 [6] (0:11.92)	1:10.15 [7] (0:12.00)	0:58.15 [8] (0:11.89)	0:46.26 [8] (0:12.07)	0:34.19 [8] (0:11.42)	0:22.77 [6] (0:11.07)	0:11.70 [5] (0:11.70)
Average Speed [km/h]	51.0	60.7	60.0	60.8	59.9	63.5	65.4	61.5
Top Speed [km/h]	65.8	64.8	61.6	61.4	62.3	64.6	65.9	64.6
Avg. Dist. to Rail [m]	3.3	0.3	1.0	1.5	1.3	1.4	2.2	1.2
Avg. Stride Freq. [Hz]	2.2	2.2	2.2	2.2	2.2	2.3	2.3	2.3
Avg. Stride Length [m]	6.6	7.6	7.6	7.8	7.6	7.7	7.8	7.4



- [] Ranking at each section and finish
- .-.- No data available at this section
- NA No data available



Horse/Jockey Name	Living Free
Final Rank	7
Fastest Section Time (Section)	0:11.22 (400m)
Top Speed [km/h] (Section)	66.3 (400m)
Race State	Finished



Doomben QLD Professional

Race 8: EVA AIR BENCHMARK 85 Handicap - 1615m

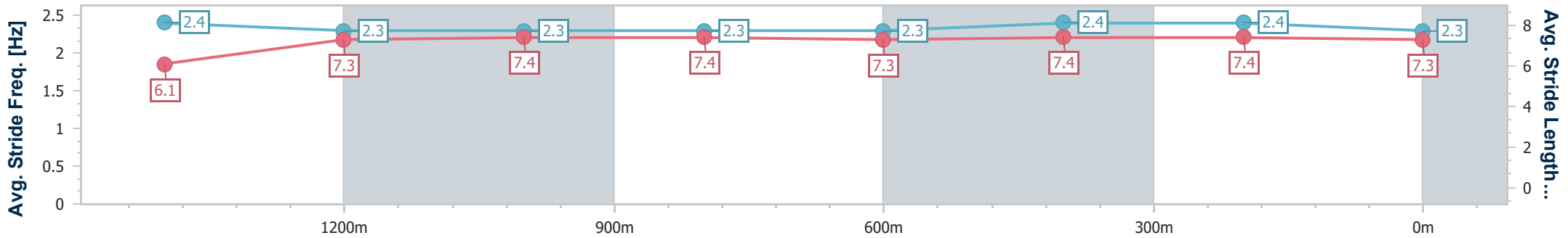
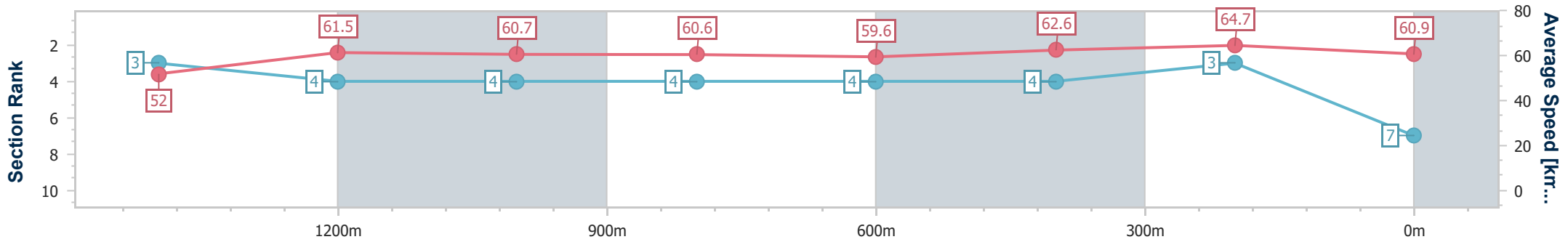
09 November 2024 - 16:39

Track Rating: Good 4, Weather: Fine, Rail Position: +2.5m Entire



BRISBANE RACING CLUB

Section	Overall	1400m	1200m	1000m	800m	600m	400m	200m
Section Times	1:37.29 [7] (0:14.86)	1:22.43 [3] (0:11.78)	1:10.65 [4] (0:11.85)	0:58.80 [4] (0:11.94)	0:46.86 [4] (0:12.20)	0:34.66 [4] (0:11.62)	0:23.04 [4] (0:11.22)	0:11.82 [3] (0:11.82)
Average Speed [km/h]	52.0	61.5	60.7	60.6	59.6	62.6	64.7	60.9
Top Speed [km/h]	66.0	65.7	61.2	61.7	60.5	65.3	66.3	64.9
Avg. Dist. to Rail [m]	2.2	0.7	1.9	1.6	1.9	2.0	3.3	2.5
Avg. Stride Freq. [Hz]	2.4	2.3	2.3	2.3	2.3	2.4	2.4	2.3
Avg. Stride Length [m]	6.1	7.3	7.4	7.4	7.3	7.4	7.4	7.3



- [] Ranking at each section and finish
- .-.- No data available at this section
- NA No data available



Horse/Jockey Name	It'smemario
Final Rank	8
Fastest Section Time (Section)	0:11.14 (400m)
Top Speed [km/h] (Section)	65.4 (400m)
Race State	Finished



Doomben QLD Professional

Race 8: EVA AIR BENCHMARK 85 Handicap - 1615m

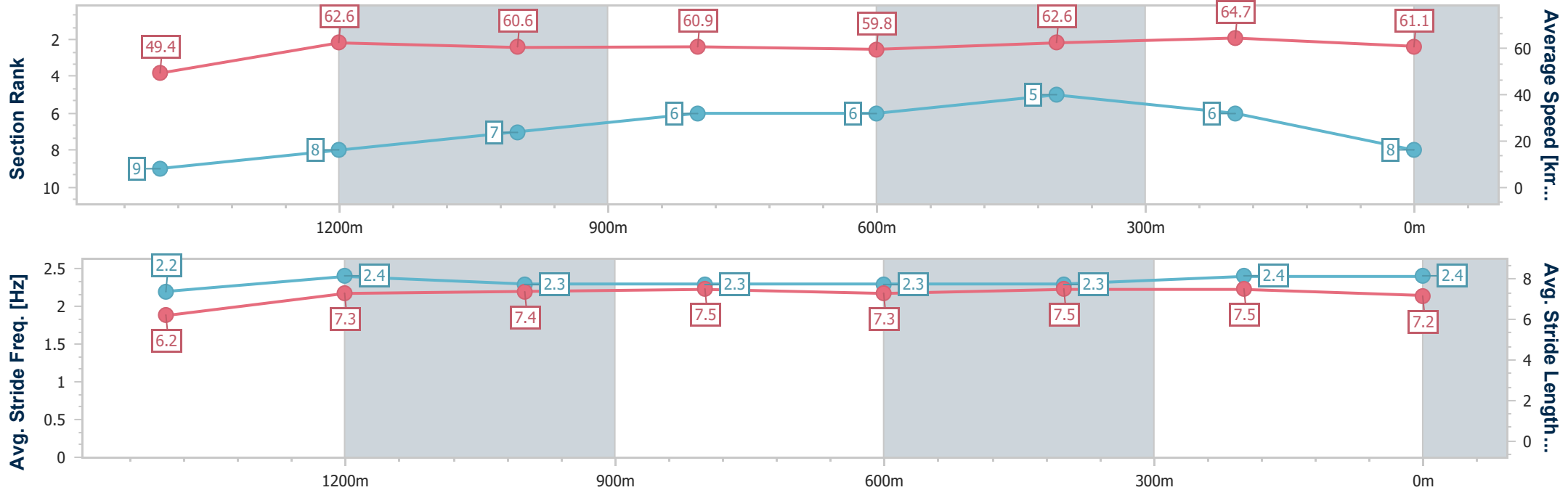
09 November 2024 - 16:39

Track Rating: Good 4, Weather: Fine, Rail Position: +2.5m Entire



BRISBANE RACING CLUB

Section	Overall	1400m	1200m	1000m	800m	600m	400m	200m
Section Times	1:37.33 [8] (0:15.71)	1:21.62 [9] (0:11.41)	1:10.21 [8] (0:11.89)	0:58.32 [7] (0:11.85)	0:46.47 [6] (0:12.03)	0:34.44 [6] (0:11.54)	0:22.90 [5] (0:11.14)	0:11.76 [6] (0:11.76)
Average Speed [km/h]	49.4	62.6	60.6	60.9	59.8	62.6	64.7	61.1
Top Speed [km/h]	64.6	64.5	61.5	61.3	60.8	64.6	65.4	64.7
Avg. Dist. to Rail [m]	6.4	0.9	0.6	0.5	0.3	0.7	0.3	1.5
Avg. Stride Freq. [Hz]	2.2	2.4	2.3	2.3	2.3	2.3	2.4	2.4
Avg. Stride Length [m]	6.2	7.3	7.4	7.5	7.3	7.5	7.5	7.2



- [] Ranking at each section and finish
- .-.- No data available at this section
- NA No data available



Horse/Jockey Name	Basarwa
Final Rank	9
Fastest Section Time (Section)	0:11.10 (400m)
Top Speed [km/h] (Section)	66.1 (400m)
Race State	Finished



Doomben QLD Professional

Race 8: EVA AIR BENCHMARK 85 Handicap - 1615m

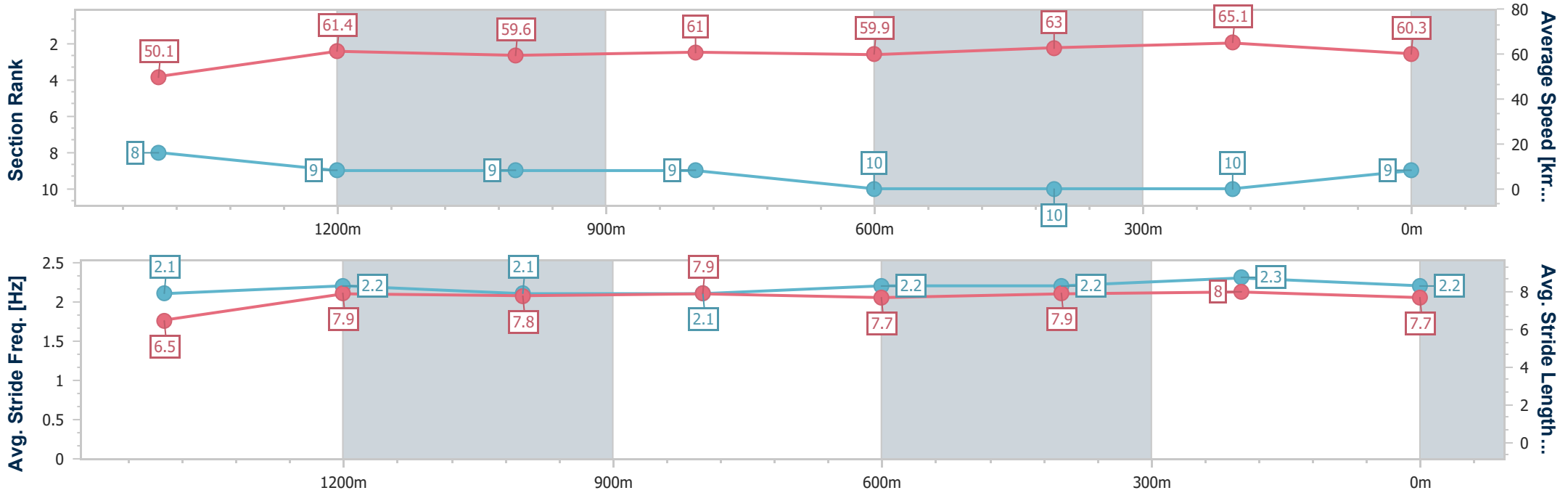
09 November 2024 - 16:39

Track Rating: Good 4, Weather: Fine, Rail Position: +2.5m Entire



BRISBANE RACING CLUB

Section	Overall	1400m	1200m	1000m	800m	600m	400m	200m
Section Times	1:37.92 [9] (0:15.49)	1:22.43 [8] (0:11.74)	1:10.69 [9] (0:12.06)	0:58.63 [9] (0:11.87)	0:46.76 [9] (0:12.15)	0:34.61 [10] (0:11.55)	0:23.06 [10] (0:11.10)	0:11.96 [10] (0:11.96)
Average Speed [km/h]	50.1	61.4	59.6	61.0	59.9	63.0	65.1	60.3
Top Speed [km/h]	64.7	64.4	61.7	61.9	62.2	64.8	66.1	64.8
Avg. Dist. to Rail [m]	5.0	0.7	1.7	1.6	2.3	1.8	3.8	3.3
Avg. Stride Freq. [Hz]	2.1	2.2	2.1	2.1	2.2	2.2	2.3	2.2
Avg. Stride Length [m]	6.5	7.9	7.8	7.9	7.7	7.9	8.0	7.7



- [] Ranking at each section and finish
- .-.- No data available at this section
- NA No data available



Horse/Jockey Name	Binding
Final Rank	10
Fastest Section Time (Section)	0:11.31 (400m)
Top Speed [km/h] (Section)	65.0 (400m)
Race State	Finished



Doomben QLD Professional

Race 8: EVA AIR BENCHMARK 85 Handicap - 1615m

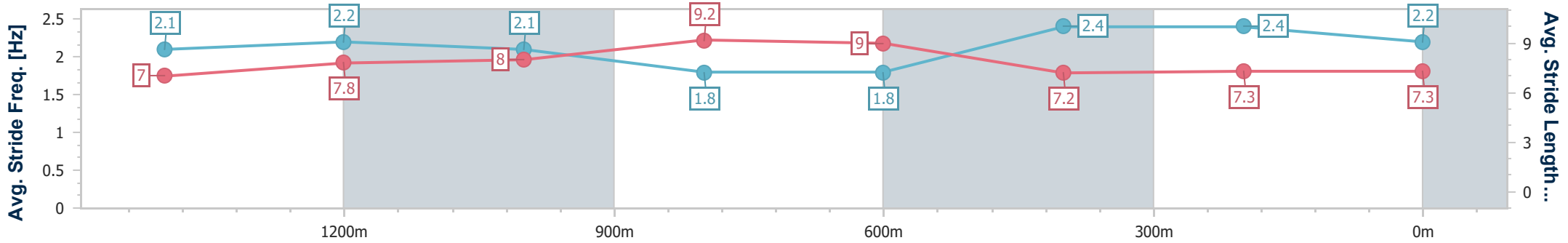
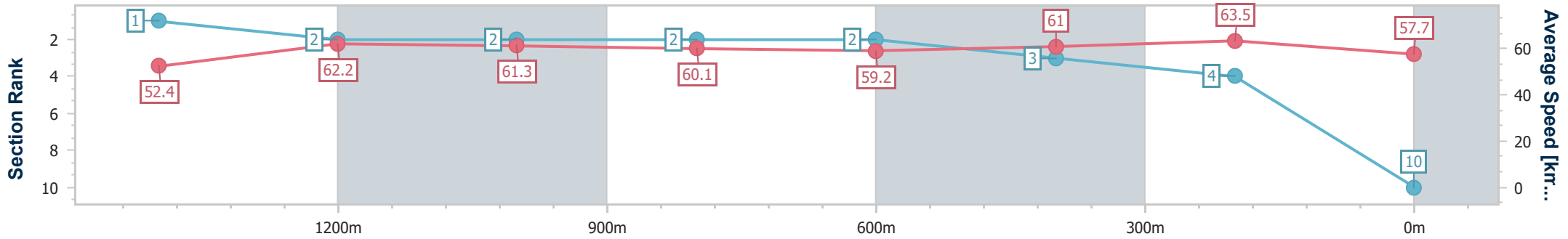
09 November 2024 - 16:39

Track Rating: Good 4, Weather: Fine, Rail Position: +2.5m Entire



BRISBANE RACING CLUB

Section	Overall	1400m	1200m	1000m	800m	600m	400m	200m
Section Times	1:38.04 [10] (0:14.84)	1:23.20 [1] (0:11.68)	1:11.52 [2] (0:11.78)	0:59.74 [2] (0:12.00)	0:47.74 [2] (0:12.19)	0:35.55 [2] (0:11.72)	0:23.83 [3] (0:11.31)	0:12.52 [4] (0:12.52)
Average Speed [km/h]	52.4	62.2	61.3	60.1	59.2	61.0	63.5	57.7
Top Speed [km/h]	64.7	63.7	63.2	62.8	60.4	62.6	65.0	62.4
Avg. Dist. to Rail [m]	4.1	1.9	1.9	0.7	0.5	0.6	1.9	1.5
Avg. Stride Freq. [Hz]	2.1	2.2	2.1	1.8	1.8	2.4	2.4	2.2
Avg. Stride Length [m]	7.0	7.8	8.0	9.2	9.0	7.2	7.3	7.3



- [] Ranking at each section and finish
- .-.- No data available at this section
- NA No data available



Doomben QLD Professional

Race 9: EMPIRE OF JAPAN QTIS Three-Year-Old Handicap - 1200m

09 November 2024 - 17:15



BRISBANE
RACING CLUB

Track Rating: Good 4, Weather: Fine, Rail Position: +2.5m Entire

Section		Overall										Last 600m	
Field Times		1:09.53										0:34.65	
		(0:13.02)										(0:12.03)	
		1000m										200m	
		0:56.51										0:12.03	
		(0:10.41)										(0:12.03)	
		800m											
		0:46.10											
		(0:11.45)											
		600m											
		0:34.65											
		(0:11.43)											
		400m											
		0:23.22											
		(0:11.19)											
		200m											
		0:12.03											
		(0:12.03)											
Rank	TAB	Horse/Jockey	Barrier	Top Speed [km/h]	Fastest Section	Overall	1000m	800m	600m	400m	200m	Margin	Distance Travelled [m]
1	7	GIVE ME SPACE Luke Dempsey	3	69.0 400m	0:10.67 1000m	1:09.53 [1] (0:13.89)	0:55.64 [8] (0:10.67)	0:44.97 [7] (0:11.18)	0:33.79 [7] (0:11.49)	0:22.30 [8] (0:10.82)	0:11.48 [7] (0:11.48)	1:09.53 0:33.79	
2	4	BOOMTOWN BOSS Emily Lang	12	70.4 1000m	0:10.70 1000m	1:09.60 [2] (0:13.05)	0:56.55 [3] (0:10.70)	0:45.85 [3] (0:11.41)	0:34.44 [3] (0:11.46)	0:22.98 [3] (0:11.13)	0:11.85 [3] (0:11.85)	0.4L 0:34.44	+8
3	2	MISTER BIANCO Ryan Maloney	2	70.1 1000m	0:10.59 1000m	1:09.60 [3] (0:13.44)	0:56.16 [5] (0:10.59)	0:45.57 [5] (0:11.38)	0:34.19 [4] (0:11.24)	0:22.95 [4] (0:11.06)	0:11.89 [2] (0:11.89)	0.45L 0:34.19	+1
4	1	SUPERALLOY Cody Collis	4	68.6 1000m	0:10.68 1000m	1:09.62 [4] (0:13.57)	0:56.05 [6] (0:10.68)	0:45.37 [6] (0:11.38)	0:33.99 [6] (0:11.44)	0:22.55 [6] (0:10.97)	0:11.58 [6] (0:11.58)	0.55L 0:33.99	+5
5	8	KING POTTER Jag Guthmann-Chester	5	71.1 Overall	0:10.70 1000m	1:09.70 [5] (0:13.02)	0:56.68 [1] (0:10.70)	0:45.98 [2] (0:11.34)	0:34.64 [2] (0:11.27)	0:23.37 [2] (0:11.17)	0:12.20 [1] (0:12.20)	1.02L 0:34.64	+0
6	9	MISHANI SUSPECT Nikita Beriman	6	68.8 1000m	0:10.71 1000m	1:09.89 [6] (0:13.31)	0:56.58 [4] (0:10.71)	0:45.87 [4] (0:11.42)	0:34.45 [5] (0:11.36)	0:23.09 [5] (0:11.14)	0:11.95 [5] (0:11.95)	2.11L 0:34.45	+2
7	5	ESTRONDO Kyle Wilson-Taylor	10	68.7 1000m	0:10.73 400m	1:09.89 [7] (0:14.03)	0:55.86 [9] (0:10.80)	0:45.06 [11] (0:11.43)	0:33.63 [10] (0:11.29)	0:22.34 [9] (0:10.73)	0:11.61 [9] (0:11.61)	2.15L 0:33.63	+4
8	11	RUN LUCY RUN Damien Thornton	7	67.9 1000m	0:10.80 1000m	1:10.12 [8] (0:13.87)	0:56.25 [7] (0:10.80)	0:45.45 [8] (0:11.34)	0:34.11 [8] (0:11.19)	0:22.92 [7] (0:10.86)	0:12.06 [8] (0:12.06)	3.49L 0:34.11	+0
9	10	THE SUN DANCE Samantha Collett	8	69.7 1000m	0:10.68 1000m	1:10.49 [9] (0:14.13)	0:56.36 [11] (0:10.68)	0:45.68 [9] (0:11.46)	0:34.22 [11] (0:11.45)	0:22.77 [11] (0:10.94)	0:11.83 [10] (0:11.83)	5.65L 0:34.22	+3
10	12	SHAMADAN Jake Bayliss	9	68.5 1000m	0:10.78 1000m	1:10.61 [10] (0:14.05)	0:56.56 [10] (0:10.78)	0:45.78 [10] (0:11.35)	0:34.43 [9] (0:11.38)	0:23.05 [10] (0:11.14)	0:11.91 [11] (0:11.91)	6.35L 0:34.43	+8

Scratched: Shedrivesabentley (#13), Alpha Bravo (#3)

[] Ranking at each section and finish
 -:-:- No data available at this section
 NA No data available

SCN Saddle cloth number
 DNF Did not finish
 DNT Did not track



Doomben QLD Professional

Race 9: EMPIRE OF JAPAN QTIS Three-Year-Old Handicap - 1200m

09 November 2024 - 17:15



BRISBANE
RACING CLUB

Track Rating: Good 4, Weather: Fine, Rail Position: +2.5m Entire

Section	Overall	1000m	800m	600m	400m	200m	Last 600m
Field Times	1:09.53 (0:13.02)	0:56.51 (0:10.41)	0:46.10 (0:11.45)	0:34.65 (0:11.43)	0:23.22 (0:11.19)	0:12.03 (0:12.03)	0:34.65

Rank	TAB	Horse/Jockey	Barrier	Top Speed [km/h]	Fastest Section	Overall	1000m	800m	600m	400m	200m	Margin	Distance Travelled [m]	
11	6	THE HAMO	11	73.4	0:10.41	1:11.36 [11]	0:58.34 [2]	0:47.93 [1]	0:36.48 [1]	0:25.05 [1]	0:13.45 [4]	10.78L	0:36.48	+2
		Adin Thompson		Overall	1000m	(0:13.02)	(0:10.41)	(0:11.45)	(0:11.43)	(0:11.60)	(0:13.45)			

Scratched: Shedrivesabentley (#13), Alpha Bravo (#3)

[] Ranking at each section and finish
 -:-:-:- No data available at this section
 NA No data available

SCN Saddle cloth number
 DNF Did not finish
 DNT Did not track



Horse/Jockey Name	Give Me Space
Final Rank	1
Fastest Section Time (Section)	0:10.67 (1000m)
Top Speed [km/h] (Section)	69.0 (400m)
Race State	Finished

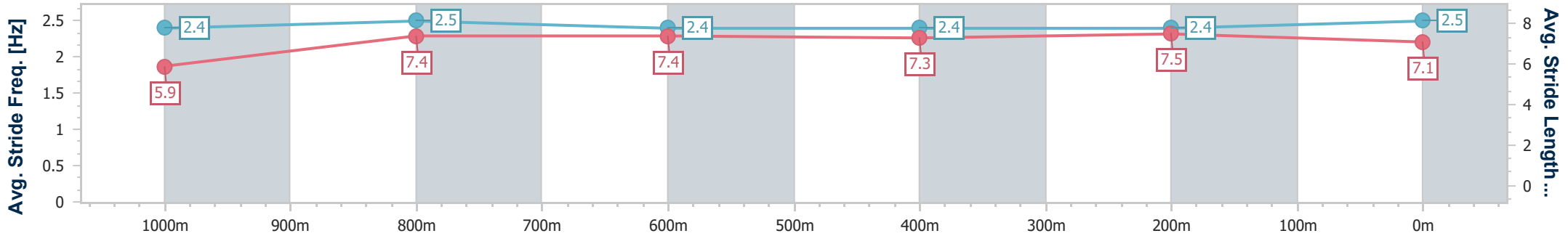
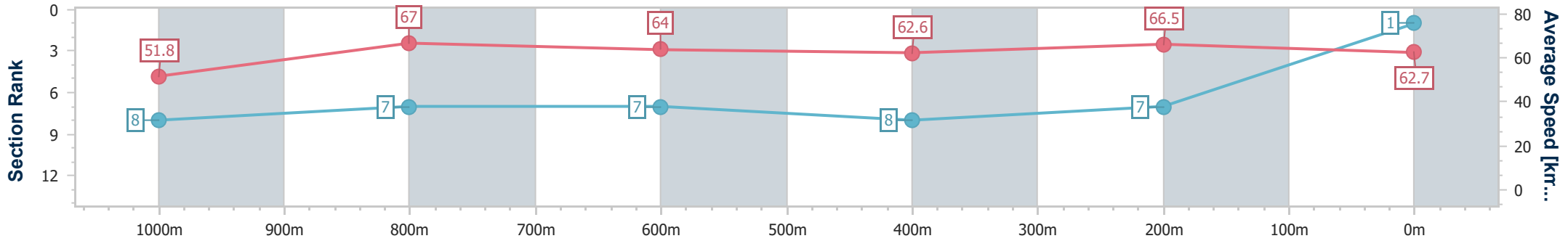


Doomben QLD Professional
Race 9: EMPIRE OF JAPAN QTIS Three-Year-Old Handicap - 1200m
 09 November 2024 - 17:15
 Track Rating: Good 4, Weather: Fine, Rail Position: +2.5m Entire



BRISBANE
RACING CLUB

Section	Overall	1000m	800m	600m	400m	200m
Section Times	1:09.53 [1] (0:13.89)	0:55.64 [8] (0:10.67)	0:44.97 [7] (0:11.18)	0:33.79 [7] (0:11.49)	0:22.30 [8] (0:10.82)	0:11.48 [7] (0:11.48)
Average Speed [km/h]	51.8	67.0	64.0	62.6	66.5	62.7
Top Speed [km/h]	67.8	68.6	67.4	65.3	69.0	66.6
Avg. Dist. to Rail [m]	1.0	2.2	1.4	0.5	2.3	4.1
Avg. Stride Freq. [Hz]	2.4	2.5	2.4	2.4	2.4	2.5
Avg. Stride Length [m]	5.9	7.4	7.4	7.3	7.5	7.1



- [] Ranking at each section and finish
- .-.- No data available at this section
- NA No data available



Horse/Jockey Name	Boomtown Boss
Final Rank	2
Fastest Section Time (Section)	0:10.70 (1000m)
Top Speed [km/h] (Section)	70.4 (1000m)
Race State	Finished



Doomben QLD Professional
Race 9: EMPIRE OF JAPAN QTIS Three-Year-Old Handicap - 1200m

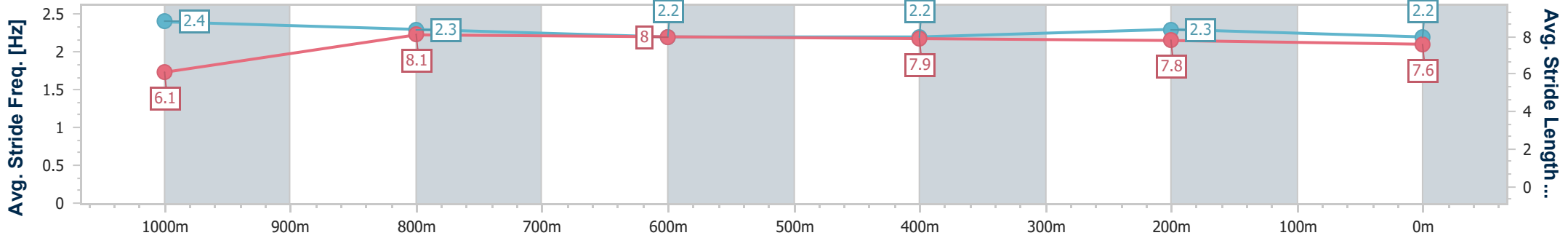
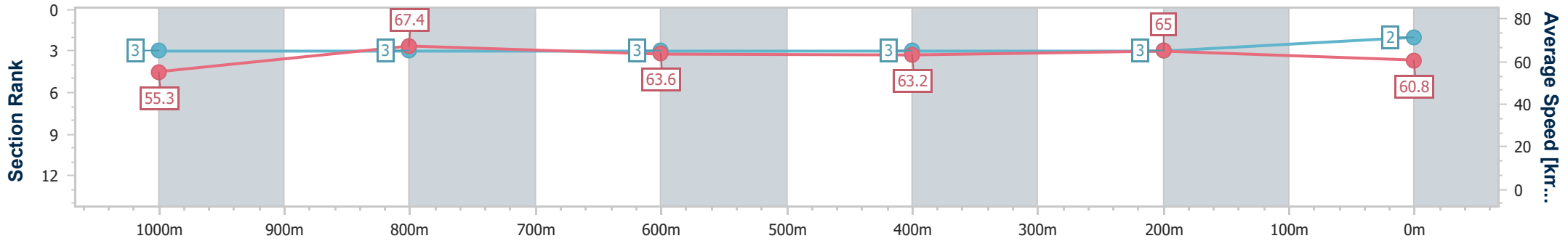
09 November 2024 - 17:15

Track Rating: Good 4, Weather: Fine, Rail Position: +2.5m Entire



BRISBANE RACING CLUB

Section	Overall	1000m	800m	600m	400m	200m
Section Times	1:09.60 [2] (0:13.05)	0:56.55 [3] (0:10.70)	0:45.85 [3] (0:11.41)	0:34.44 [3] (0:11.46)	0:22.98 [3] (0:11.13)	0:11.85 [3] (0:11.85)
Average Speed [km/h]	55.3	67.4	63.6	63.2	65.0	60.8
Top Speed [km/h]	70.3	70.4	64.8	64.2	66.3	63.6
Avg. Dist. to Rail [m]	7.2	0.9	1.0	1.2	3.4	2.9
Avg. Stride Freq. [Hz]	2.4	2.3	2.2	2.2	2.3	2.2
Avg. Stride Length [m]	6.1	8.1	8.0	7.9	7.8	7.6



- [] Ranking at each section and finish
- .-.- No data available at this section
- NA No data available



Horse/Jockey Name	Mister Bianco
Final Rank	3
Fastest Section Time (Section)	0:10.59 (1000m)
Top Speed [km/h] (Section)	70.1 (1000m)
Race State	Finished

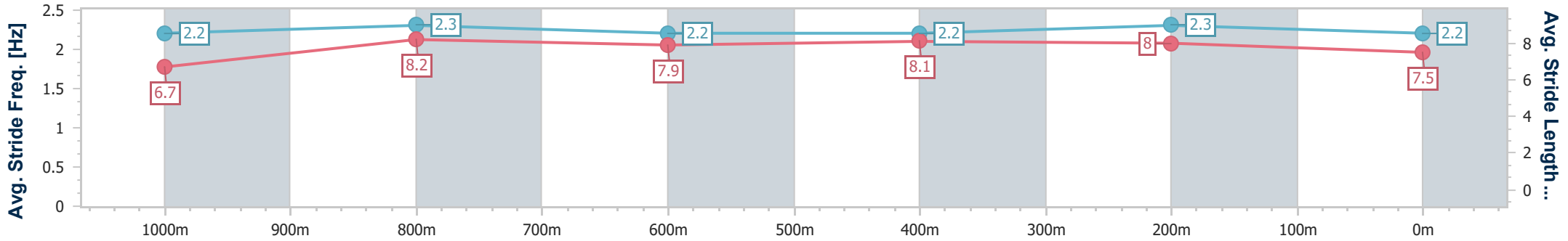
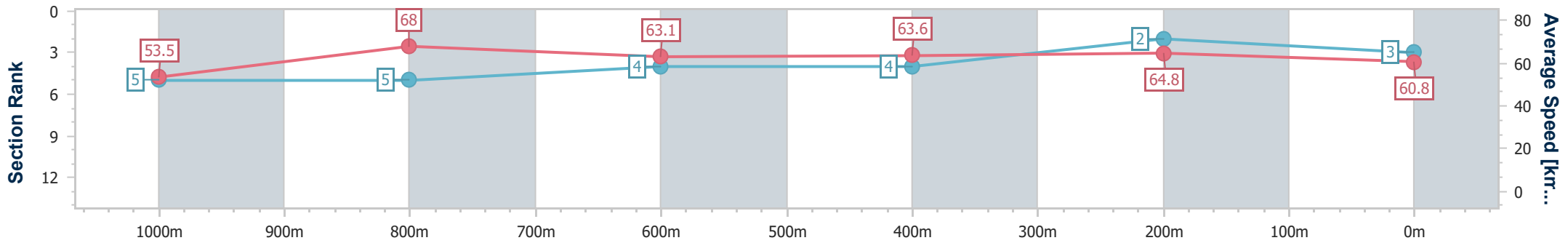


Doomben QLD Professional
Race 9: EMPIRE OF JAPAN QTIS Three-Year-Old Handicap - 1200m
 09 November 2024 - 17:15
 Track Rating: Good 4, Weather: Fine, Rail Position: +2.5m Entire



BRISBANE
RACING CLUB

Section	Overall	1000m	800m	600m	400m	200m
Section Times	1:09.60 [3] (0:13.44)	0:56.16 [5] (0:10.59)	0:45.57 [5] (0:11.38)	0:34.19 [4] (0:11.24)	0:22.95 [4] (0:11.06)	0:11.89 [2] (0:11.89)
Average Speed [km/h]	53.5	68.0	63.1	63.6	64.8	60.8
Top Speed [km/h]	69.3	70.1	65.6	64.8	67.4	63.5
Avg. Dist. to Rail [m]	0.6	0.2	0.4	1.3	0.6	1.1
Avg. Stride Freq. [Hz]	2.2	2.3	2.2	2.2	2.3	2.2
Avg. Stride Length [m]	6.7	8.2	7.9	8.1	8.0	7.5



- [] Ranking at each section and finish
- .-.- No data available at this section
- NA No data available



Horse/Jockey Name	Superalloy
Final Rank	4
Fastest Section Time (Section)	0:10.68 (1000m)
Top Speed [km/h] (Section)	68.6 (1000m)
Race State	Finished

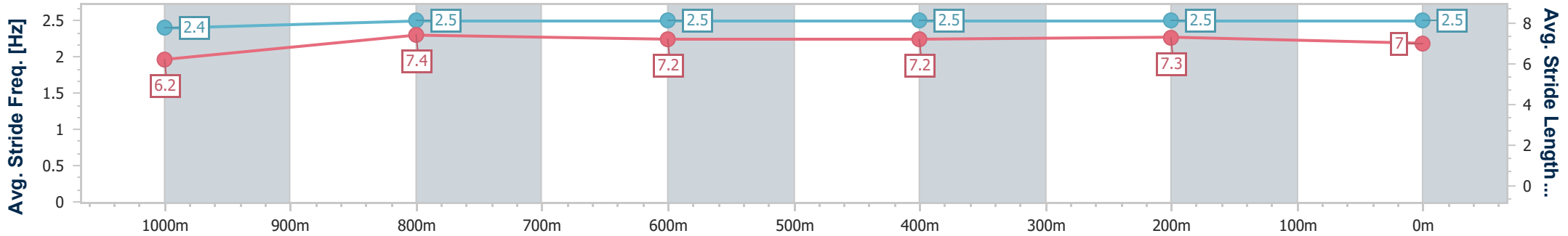
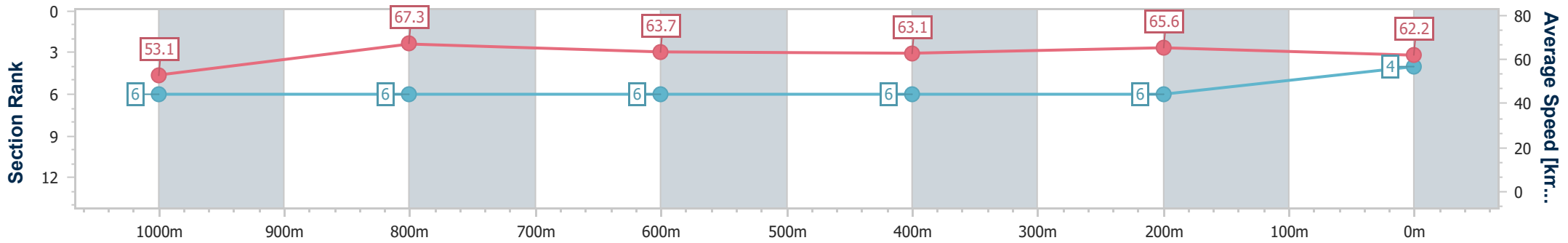


Doomben QLD Professional
Race 9: EMPIRE OF JAPAN QTIS Three-Year-Old Handicap - 1200m
 09 November 2024 - 17:15
 Track Rating: Good 4, Weather: Fine, Rail Position: +2.5m Entire



BRISBANE
RACING CLUB

Section	Overall	1000m	800m	600m	400m	200m
Section Times	1:09.62 [4] (0:13.57)	0:56.05 [6] (0:10.68)	0:45.37 [6] (0:11.38)	0:33.99 [6] (0:11.44)	0:22.55 [6] (0:10.97)	0:11.58 [6] (0:11.58)
Average Speed [km/h]	53.1	67.3	63.7	63.1	65.6	62.2
Top Speed [km/h]	67.2	68.6	66.9	64.7	66.4	65.6
Avg. Dist. to Rail [m]	2.3	0.5	0.7	1.1	1.5	3.0
Avg. Stride Freq. [Hz]	2.4	2.5	2.5	2.5	2.5	2.5
Avg. Stride Length [m]	6.2	7.4	7.2	7.2	7.3	7.0



- [] Ranking at each section and finish
- .-.- No data available at this section
- NA No data available



Horse/Jockey Name	King Potter
Final Rank	5
Fastest Section Time (Section)	0:10.70 (1000m)
Top Speed [km/h] (Section)	71.1 (Overall)
Race State	Finished



Doomben QLD Professional
Race 9: EMPIRE OF JAPAN QTIS Three-Year-Old Handicap - 1200m

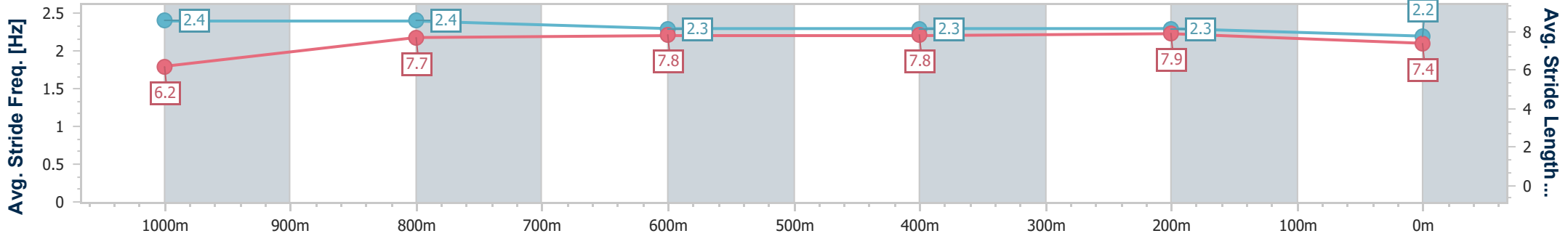
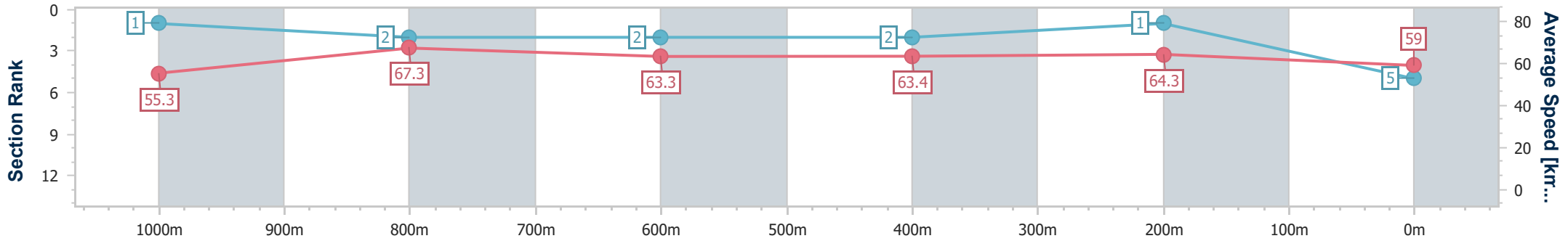


09 November 2024 - 17:15

BRISBANE
RACING CLUB

Track Rating: Good 4, Weather: Fine, Rail Position: +2.5m Entire

Section	Overall	1000m	800m	600m	400m	200m
Section Times	1:09.70 [5] (0:13.02)	0:56.68 [1] (0:10.70)	0:45.98 [2] (0:11.34)	0:34.64 [2] (0:11.27)	0:23.37 [2] (0:11.17)	0:12.20 [1] (0:12.20)
Average Speed [km/h]	55.3	67.3	63.3	63.4	64.3	59.0
Top Speed [km/h]	71.1	70.2	64.2	65.0	65.4	63.1
Avg. Dist. to Rail [m]	2.3	0.4	0.6	1.6	1.2	0.9
Avg. Stride Freq. [Hz]	2.4	2.4	2.3	2.3	2.3	2.2
Avg. Stride Length [m]	6.2	7.7	7.8	7.8	7.9	7.4



- [] Ranking at each section and finish
- .-.- No data available at this section
- NA No data available



Horse/Jockey Name	Mishani Suspect
Final Rank	6
Fastest Section Time (Section)	0:10.71 (1000m)
Top Speed [km/h] (Section)	68.8 (1000m)
Race State	Finished



Doomben QLD Professional
Race 9: EMPIRE OF JAPAN QTIS Three-Year-Old Handicap - 1200m

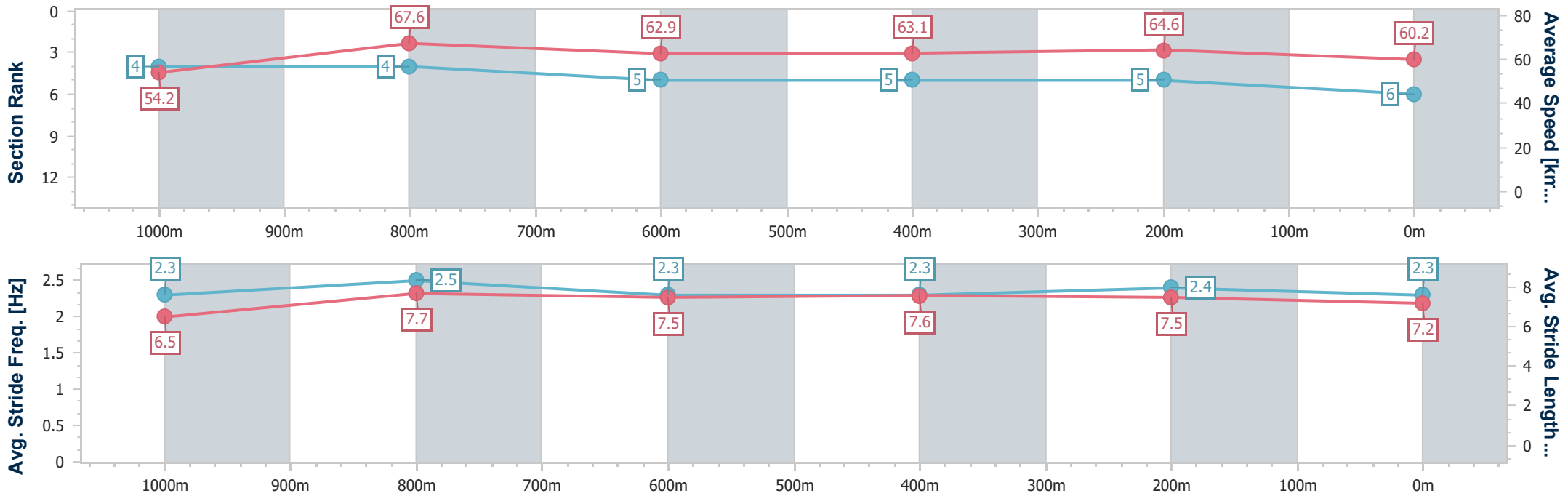


09 November 2024 - 17:15

BRISBANE
RACING CLUB

Track Rating: Good 4, Weather: Fine, Rail Position: +2.5m Entire

Section	Overall	1000m	800m	600m	400m	200m
Section Times	1:09.89 [6] (0:13.31)	0:56.58 [4] (0:10.71)	0:45.87 [4] (0:11.42)	0:34.45 [5] (0:11.36)	0:23.09 [5] (0:11.14)	0:11.95 [5] (0:11.95)
Average Speed [km/h]	54.2	67.6	62.9	63.1	64.6	60.2
Top Speed [km/h]	68.7	68.8	64.8	65.2	66.6	63.8
Avg. Dist. to Rail [m]	3.4	0.7	0.3	0.7	1.2	3.3
Avg. Stride Freq. [Hz]	2.3	2.5	2.3	2.3	2.4	2.3
Avg. Stride Length [m]	6.5	7.7	7.5	7.6	7.5	7.2



- [] Ranking at each section and finish
- .-.- No data available at this section
- NA No data available



Horse/Jockey Name	Estrondo
Final Rank	7
Fastest Section Time (Section)	0:10.73 (400m)
Top Speed [km/h] (Section)	68.7 (1000m)
Race State	Finished

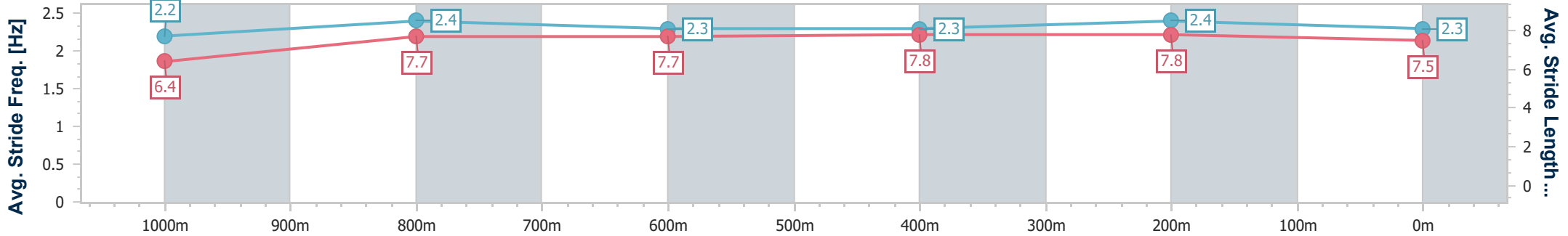
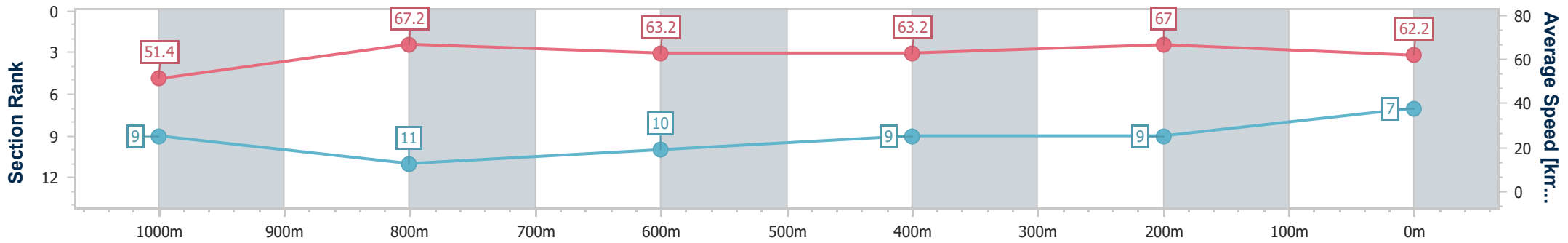


Doomben QLD Professional
Race 9: EMPIRE OF JAPAN QTIS Three-Year-Old Handicap - 1200m
 09 November 2024 - 17:15
 Track Rating: Good 4, Weather: Fine, Rail Position: +2.5m Entire



BRISBANE
RACING CLUB

Section	Overall	1000m	800m	600m	400m	200m
Section Times	1:09.89 [7] (0:14.03)	0:55.86 [9] (0:10.80)	0:45.06 [11] (0:11.43)	0:33.63 [10] (0:11.29)	0:22.34 [9] (0:10.73)	0:11.61 [9] (0:11.61)
Average Speed [km/h]	51.4	67.2	63.2	63.2	67.0	62.2
Top Speed [km/h]	64.6	68.7	65.9	65.5	68.5	66.5
Avg. Dist. to Rail [m]	6.0	2.6	1.2	1.5	2.4	6.3
Avg. Stride Freq. [Hz]	2.2	2.4	2.3	2.3	2.4	2.3
Avg. Stride Length [m]	6.4	7.7	7.7	7.8	7.8	7.5



- [] Ranking at each section and finish
- .-.- No data available at this section
- NA No data available



Horse/Jockey Name	Run Lucy Run
Final Rank	8
Fastest Section Time (Section)	0:10.80 (1000m)
Top Speed [km/h] (Section)	67.9 (1000m)
Race State	Finished

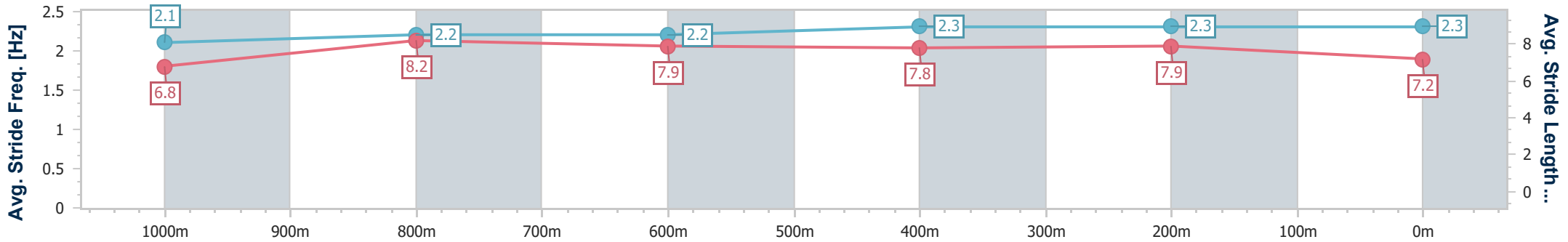
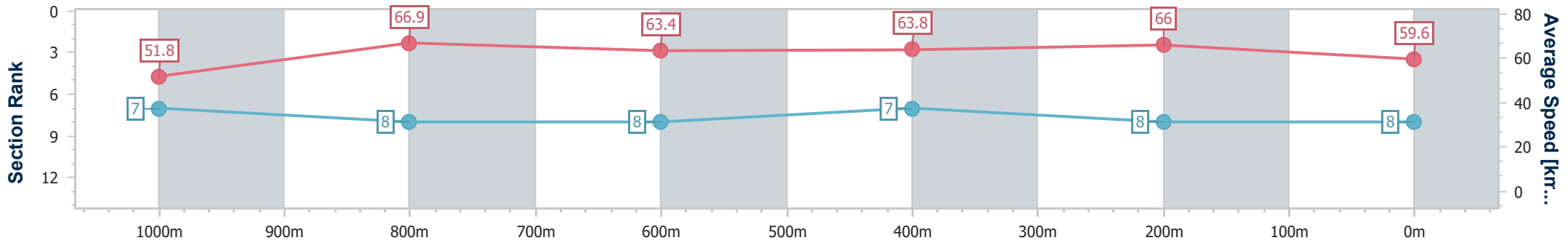


Doomben QLD Professional
Race 9: EMPIRE OF JAPAN QTIS Three-Year-Old Handicap - 1200m
 09 November 2024 - 17:15
 Track Rating: Good 4, Weather: Fine, Rail Position: +2.5m Entire



BRISBANE
RACING CLUB

Section	Overall	1000m	800m	600m	400m	200m
Section Times	1:10.12 [8] (0:13.87)	0:56.25 [7] (0:10.80)	0:45.45 [8] (0:11.34)	0:34.11 [8] (0:11.19)	0:22.92 [7] (0:10.86)	0:12.06 [8] (0:12.06)
Average Speed [km/h]	51.8	66.9	63.4	63.8	66.0	59.6
Top Speed [km/h]	65.6	67.9	65.6	66.4	67.3	64.9
Avg. Dist. to Rail [m]	3.7	0.7	0.6	1.7	2.1	4.9
Avg. Stride Freq. [Hz]	2.1	2.2	2.2	2.3	2.3	2.3
Avg. Stride Length [m]	6.8	8.2	7.9	7.8	7.9	7.2



- [] Ranking at each section and finish
- .-.- No data available at this section
- NA No data available



Horse/Jockey Name	The Sun Dance
Final Rank	9
Fastest Section Time (Section)	0:10.68 (1000m)
Top Speed [km/h] (Section)	69.7 (1000m)
Race State	Finished

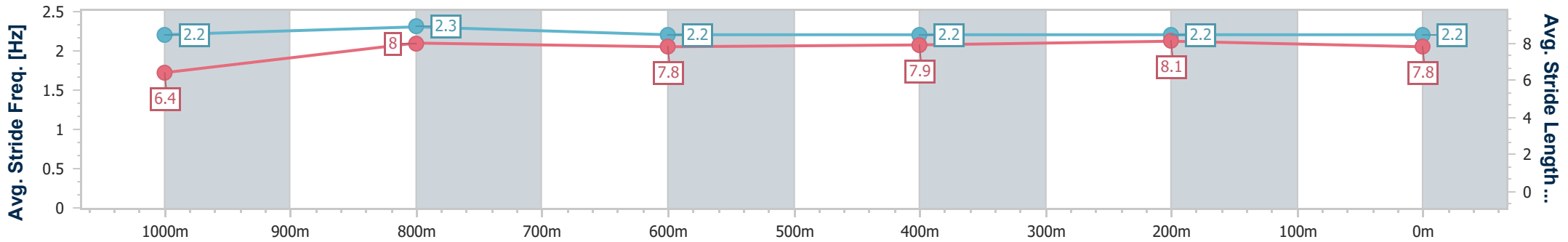
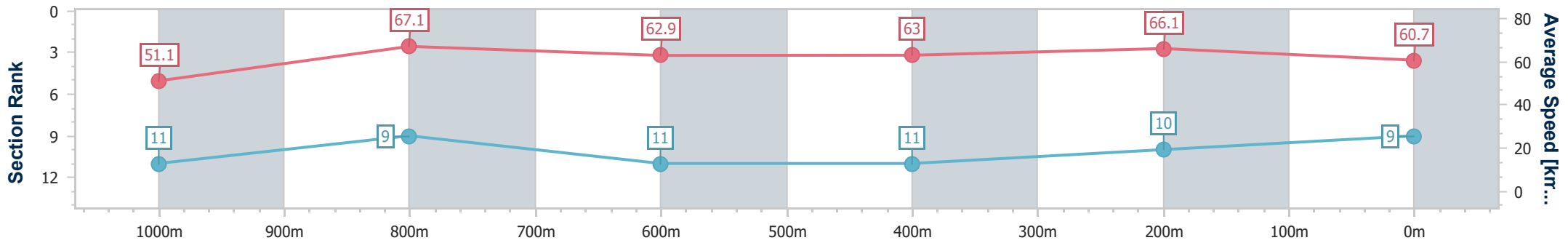


Doomben QLD Professional
Race 9: EMPIRE OF JAPAN QTIS Three-Year-Old Handicap - 1200m
 09 November 2024 - 17:15
 Track Rating: Good 4, Weather: Fine, Rail Position: +2.5m Entire



BRISBANE
RACING CLUB

Section	Overall	1000m	800m	600m	400m	200m
Section Times	1:10.49 [9] (0:14.13)	0:56.36 [11] (0:10.68)	0:45.68 [9] (0:11.46)	0:34.22 [11] (0:11.45)	0:22.77 [11] (0:10.94)	0:11.83 [10] (0:11.83)
Average Speed [km/h]	51.1	67.1	62.9	63.0	66.1	60.7
Top Speed [km/h]	68.2	69.7	64.7	64.8	67.2	65.4
Avg. Dist. to Rail [m]	3.2	0.9	0.4	0.6	1.5	1.7
Avg. Stride Freq. [Hz]	2.2	2.3	2.2	2.2	2.2	2.2
Avg. Stride Length [m]	6.4	8.0	7.8	7.9	8.1	7.8



- [] Ranking at each section and finish
- .-.- No data available at this section
- NA No data available



Horse/Jockey Name	Shamadan
Final Rank	10
Fastest Section Time (Section)	0:10.78 (1000m)
Top Speed [km/h] (Section)	68.5 (1000m)
Race State	Finished



Doomben QLD Professional
Race 9: EMPIRE OF JAPAN QTIS Three-Year-Old Handicap - 1200m

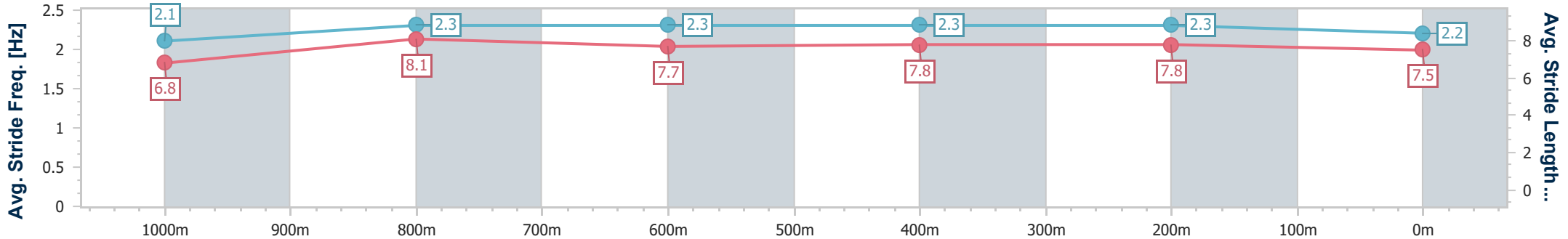
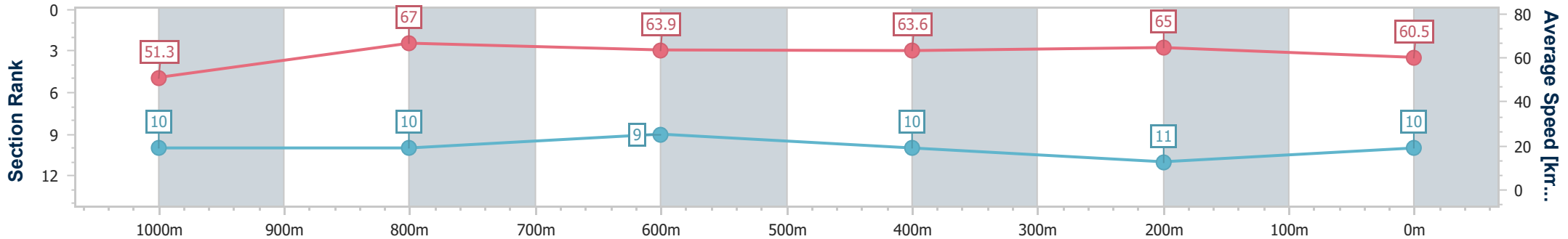


09 November 2024 - 17:15

BRISBANE
RACING CLUB

Track Rating: Good 4, Weather: Fine, Rail Position: +2.5m Entire

Section	Overall	1000m	800m	600m	400m	200m
Section Times	1:10.61 [10] (0:14.05)	0:56.56 [10] (0:10.78)	0:45.78 [10] (0:11.35)	0:34.43 [9] (0:11.38)	0:23.05 [10] (0:11.14)	0:11.91 [11] (0:11.91)
Average Speed [km/h]	51.3	67.0	63.9	63.6	65.0	60.5
Top Speed [km/h]	66.6	68.5	64.5	65.4	65.9	63.7
Avg. Dist. to Rail [m]	4.7	0.8	1.5	1.4	3.1	4.6
Avg. Stride Freq. [Hz]	2.1	2.3	2.3	2.3	2.3	2.2
Avg. Stride Length [m]	6.8	8.1	7.7	7.8	7.8	7.5



- [] Ranking at each section and finish
- .-.- No data available at this section
- NA No data available



Horse/Jockey Name	The Hamo
Final Rank	11
Fastest Section Time (Section)	0:10.41 (1000m)
Top Speed [km/h] (Section)	73.4 (Overall)
Race State	Finished

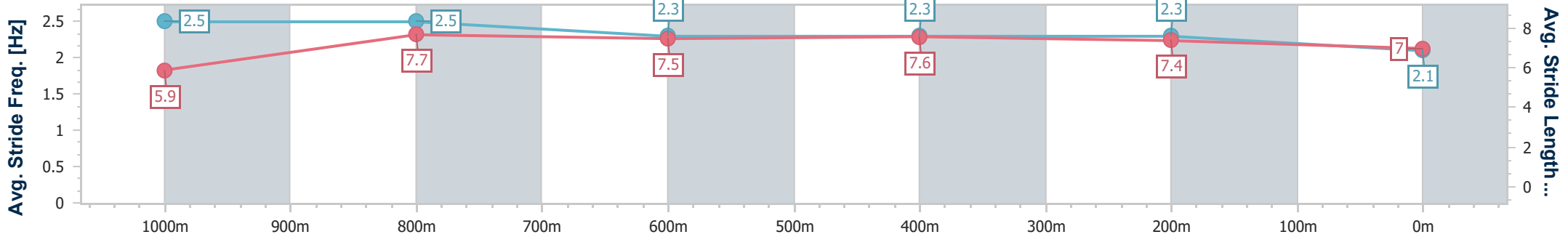
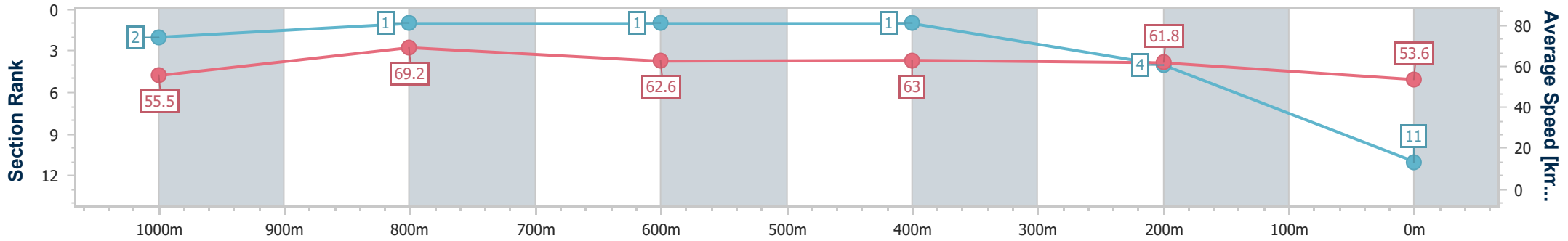


Doomben QLD Professional
Race 9: EMPIRE OF JAPAN QTIS Three-Year-Old Handicap - 1200m
 09 November 2024 - 17:15
 Track Rating: Good 4, Weather: Fine, Rail Position: +2.5m Entire



BRISBANE
RACING CLUB

Section	Overall	1000m	800m	600m	400m	200m
Section Times	1:11.36 [11] (0:13.02)	0:58.34 [2] (0:10.41)	0:47.93 [1] (0:11.45)	0:36.48 [1] (0:11.43)	0:25.05 [1] (0:11.60)	0:13.45 [4] (0:13.45)
Average Speed [km/h]	55.5	69.2	62.6	63.0	61.8	53.6
Top Speed [km/h]	73.4	63.4	60.8	60.5	59.8	58.2
Avg. Dist. to Rail [m]	5.9	0.9	0.4	0.3	0.6	0.5
Avg. Stride Freq. [Hz]	2.5	2.5	2.3	2.3	2.3	2.1
Avg. Stride Length [m]	5.9	7.7	7.5	7.6	7.4	7.0



- [] Ranking at each section and finish
- .-.- No data available at this section
- NA No data available



Doomben QLD Professional

Race 10: LADBROKES BET TICKER BENCHMARK 78 Handicap - 1200m

09 November 2024 - 17:49



BRISBANE
RACING CLUB

Track Rating: Good 4, Weather: Fine, Rail Position: +2.5m Entire

Section		Overall	1000m	800m	600m	400m	200m	Last 600m					
Field Times		1:09.37 (0:13.44)	0:55.93 (0:11.07)	0:44.86 (0:11.22)	0:33.64 (0:11.15)	0:22.49 (0:10.86)	0:11.63 (0:11.63)	0:33.64					
Rank	TAB Horse/Jockey	Barrier	Top Speed [km/h]	Fastest Section	Margin							Distance Travelled [m]	
1	7 HELL Emily Lang	12	68.3 400m	0:10.86 400m	1:09.37 [1] (0:13.44)	0:55.93 [1] (0:11.07)	0:44.86 [1] (0:11.22)	0:33.64 [1] (0:11.15)	0:22.49 [1] (0:10.86)	0:11.63 [1] (0:11.63)	1:09.37	0:33.64	
2	9 WEIGALL TIGER Adin Thompson	16	67.2 400m	0:10.92 400m	1:09.73 [2] (0:13.53)	0:56.20 [2] (0:11.08)	0:45.12 [2] (0:11.23)	0:33.89 [2] (0:11.13)	0:22.76 [2] (0:10.92)	0:11.84 [2] (0:11.84)	2.12L	0:33.89	+5
3	16 OCEANS OF ENERGY Andrew Mallyon	1	67.2 400m	0:10.81 400m	1:09.98 [3] (0:13.73)	0:56.25 [6] (0:11.22)	0:45.03 [5] (0:11.31)	0:33.72 [5] (0:11.07)	0:22.65 [5] (0:10.81)	0:11.84 [3] (0:11.84)	3.62L	0:33.72	+3
4	14 BAD EDUCATION Nikita Beriman	2	67.6 400m	0:10.90 400m	1:10.14 [4] (0:13.68)	0:56.46 [5] (0:11.31)	0:45.15 [6] (0:11.30)	0:33.85 [6] (0:11.09)	0:22.76 [6] (0:10.90)	0:11.86 [5] (0:11.86)	4.57L	0:33.85	+7
5	3 XPRESSO Ryan Maloney	4	66.6 Overall	0:11.10 400m	1:10.18 [5] (0:13.55)	0:56.63 [3] (0:11.15)	0:45.48 [4] (0:11.17)	0:34.31 [3] (0:11.25)	0:23.06 [3] (0:11.10)	0:11.96 [4] (0:11.96)	4.8L	0:34.31	+5
6	12 THE INFLECTOR Cejay Graham	8	67.6 400m	0:10.91 400m	1:10.30 [6] (0:13.98)	0:56.32 [8] (0:11.40)	0:44.92 [8] (0:11.22)	0:33.70 [7] (0:11.07)	0:22.63 [7] (0:10.91)	0:11.72 [7] (0:11.72)	5.46L	0:33.70	+3
7	1 ART BY CONCORDE Cody Collis	3	66.9 400m	0:11.03 400m	1:10.61 [7] (0:13.79)	0:56.82 [7] (0:11.48)	0:45.34 [7] (0:11.33)	0:34.01 [8] (0:11.19)	0:22.82 [8] (0:11.03)	0:11.79 [8] (0:11.79)	7.31L	0:34.01	+8
8	8 MAJESTIC BOOM Kyle Wilson-Taylor	5	67.8 Overall	0:11.04 1000m	1:10.66 [8] (0:13.64)	0:57.02 [4] (0:11.04)	0:45.98 [3] (0:11.48)	0:34.50 [4] (0:11.11)	0:23.39 [4] (0:11.19)	0:12.20 [6] (0:12.20)	7.6L	0:34.50	+10

Scratched: Drialle (#10), Release The Beans (#4), End Assembly (#5), In Evidence (#6), Loves Me Likearock (#2), Groovin' The Moo (#11), Troika (#13), Give Giggles (#15), Bowrider (#17)

[] Ranking at each section and finish
 -:-:- No data available at this section
 NA No data available

SCN Saddle cloth number
 DNF Did not finish
 DNT Did not track



Horse/Jockey Name	Hell
Final Rank	1
Fastest Section Time (Section)	0:10.86 (400m)
Top Speed [km/h] (Section)	68.3 (400m)
Race State	Finished



Doomben QLD Professional
Race 10: LADBROKES BET TICKER BENCHMARK 78 Handicap
 - 1200m

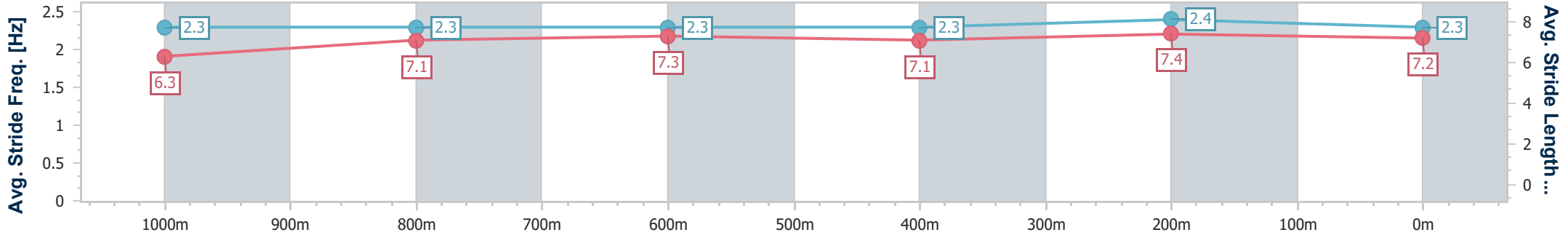
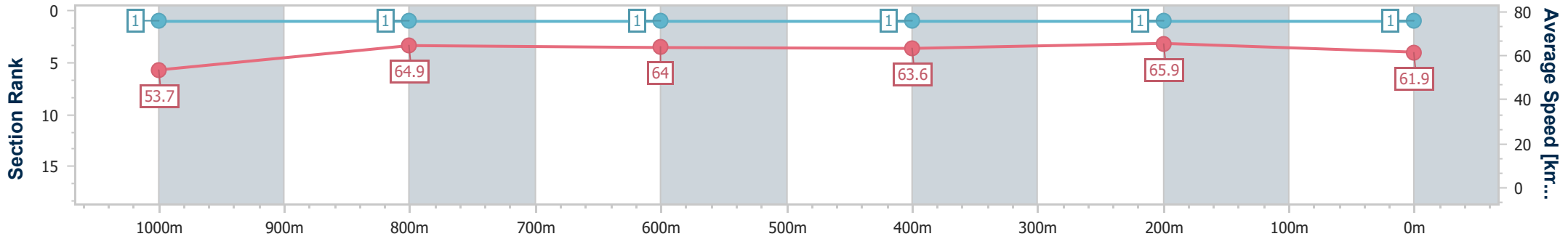


09 November 2024 - 17:49

BRISBANE
RACING CLUB

Track Rating: Good 4, Weather: Fine, Rail Position: +2.5m Entire

Section	Overall	1000m	800m	600m	400m	200m
Section Times	1:09.37 [1] (0:13.44)	0:55.93 [1] (0:11.07)	0:44.86 [1] (0:11.22)	0:33.64 [1] (0:11.15)	0:22.49 [1] (0:10.86)	0:11.63 [1] (0:11.63)
Average Speed [km/h]	53.7	64.9	64.0	63.6	65.9	61.9
Top Speed [km/h]	67.4	67.1	64.4	64.5	68.3	65.5
Avg. Dist. to Rail [m]	4.6	0.2	1.2	2.5	2.5	1.6
Avg. Stride Freq. [Hz]	2.3	2.3	2.3	2.3	2.4	2.3
Avg. Stride Length [m]	6.3	7.1	7.3	7.1	7.4	7.2



- [] Ranking at each section and finish
- .-.- No data available at this section
- NA No data available



Horse/Jockey Name	Weigall Tiger
Final Rank	2
Fastest Section Time (Section)	0:10.92 (400m)
Top Speed [km/h] (Section)	67.2 (400m)
Race State	Finished



Doomben QLD Professional
Race 10: LADBROKES BET TICKER BENCHMARK 78 Handicap
 - 1200m

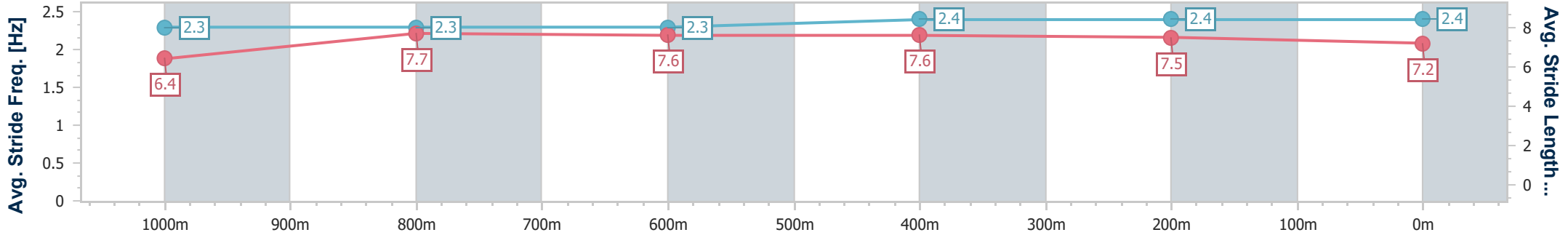
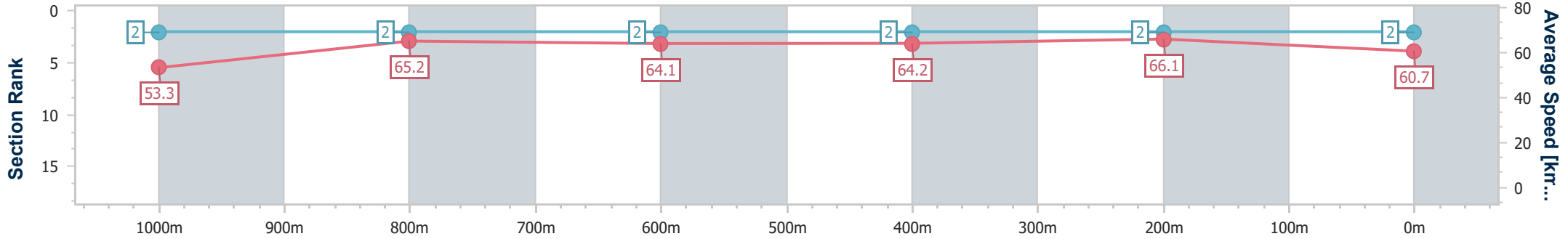


09 November 2024 - 17:49

BRISBANE
RACING CLUB

Track Rating: Good 4, Weather: Fine, Rail Position: +2.5m Entire

Section	Overall	1000m	800m	600m	400m	200m
Section Times	1:09.73 [2] (0:13.53)	0:56.20 [2] (0:11.08)	0:45.12 [2] (0:11.23)	0:33.89 [2] (0:11.13)	0:22.76 [2] (0:10.92)	0:11.84 [2] (0:11.84)
Average Speed [km/h]	53.3	65.2	64.1	64.2	66.1	60.7
Top Speed [km/h]	67.0	66.9	65.0	65.6	67.2	64.2
Avg. Dist. to Rail [m]	5.7	1.4	0.4	0.6	1.2	1.4
Avg. Stride Freq. [Hz]	2.3	2.3	2.3	2.4	2.4	2.4
Avg. Stride Length [m]	6.4	7.7	7.6	7.6	7.5	7.2



- [] Ranking at each section and finish
- .-.- No data available at this section
- NA No data available



Horse/Jockey Name	Oceans Of Energy
Final Rank	3
Fastest Section Time (Section)	0:10.81 (400m)
Top Speed [km/h] (Section)	67.2 (400m)
Race State	Finished



Doomben QLD Professional
Race 10: LADBROKES BET TICKER BENCHMARK 78 Handicap
 - 1200m

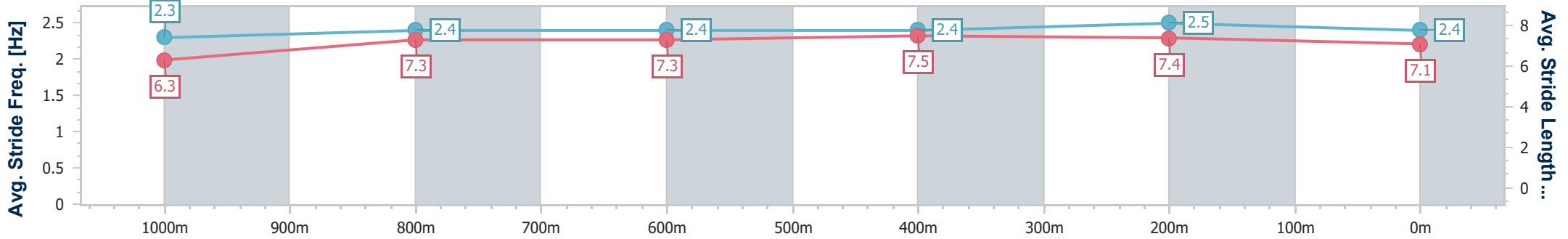
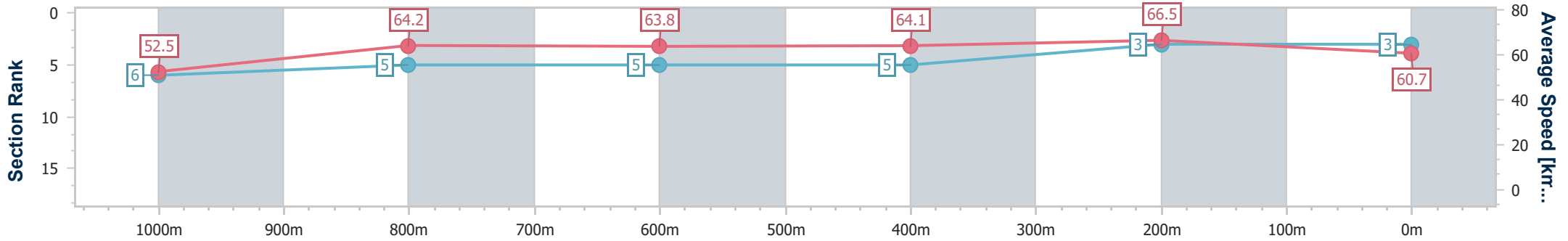


09 November 2024 - 17:49

BRISBANE
RACING CLUB

Track Rating: Good 4, Weather: Fine, Rail Position: +2.5m Entire

Section	Overall	1000m	800m	600m	400m	200m
Section Times	1:09.98 [3] (0:13.73)	0:56.25 [6] (0:11.22)	0:45.03 [5] (0:11.31)	0:33.72 [5] (0:11.07)	0:22.65 [5] (0:10.81)	0:11.84 [3] (0:11.84)
Average Speed [km/h]	52.5	64.2	63.8	64.1	66.5	60.7
Top Speed [km/h]	66.6	66.1	64.5	65.4	67.2	65.3
Avg. Dist. to Rail [m]	0.7	0.2	0.2	1.7	1.7	1.2
Avg. Stride Freq. [Hz]	2.3	2.4	2.4	2.4	2.5	2.4
Avg. Stride Length [m]	6.3	7.3	7.3	7.5	7.4	7.1



- [] Ranking at each section and finish
- .-.- No data available at this section
- NA No data available



Horse/Jockey Name	Bad Education
Final Rank	4
Fastest Section Time (Section)	0:10.90 (400m)
Top Speed [km/h] (Section)	67.6 (400m)
Race State	Finished



Doomben QLD Professional
Race 10: LADBROKES BET TICKER BENCHMARK 78 Handicap
 - 1200m

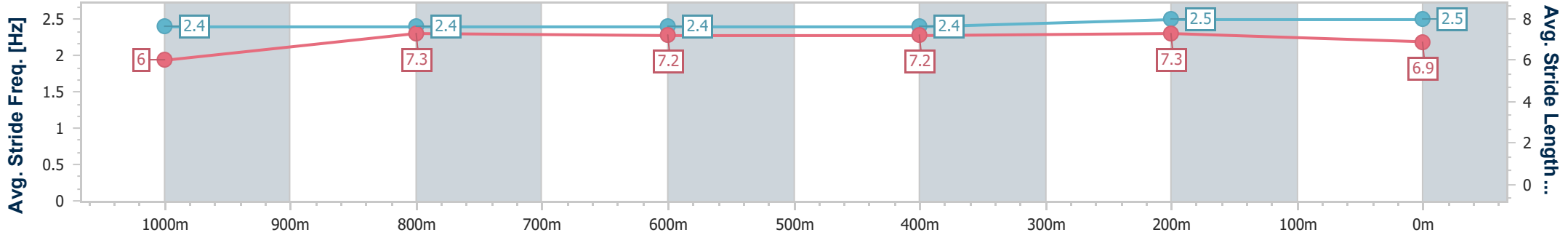
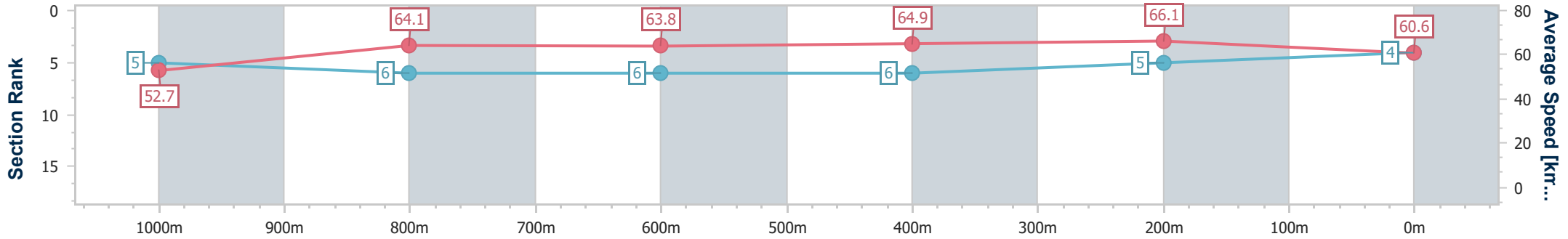


09 November 2024 - 17:49

BRISBANE
RACING CLUB

Track Rating: Good 4, Weather: Fine, Rail Position: +2.5m Entire

Section	Overall	1000m	800m	600m	400m	200m
Section Times	1:10.14 [4] (0:13.68)	0:56.46 [5] (0:11.31)	0:45.15 [6] (0:11.30)	0:33.85 [6] (0:11.09)	0:22.76 [6] (0:10.90)	0:11.86 [5] (0:11.86)
Average Speed [km/h]	52.7	64.1	63.8	64.9	66.1	60.6
Top Speed [km/h]	66.9	65.6	64.9	65.8	67.6	64.8
Avg. Dist. to Rail [m]	1.8	1.4	0.8	0.4	1.2	2.5
Avg. Stride Freq. [Hz]	2.4	2.4	2.4	2.4	2.5	2.5
Avg. Stride Length [m]	6.0	7.3	7.2	7.2	7.3	6.9



- [] Ranking at each section and finish
- .-.- No data available at this section
- NA No data available



Horse/Jockey Name	Xpresso
Final Rank	5
Fastest Section Time (Section)	0:11.10 (400m)
Top Speed [km/h] (Section)	66.6 (Overall)
Race State	Finished



Doomben QLD Professional
Race 10: LADBROKES BET TICKER BENCHMARK 78 Handicap
 - 1200m

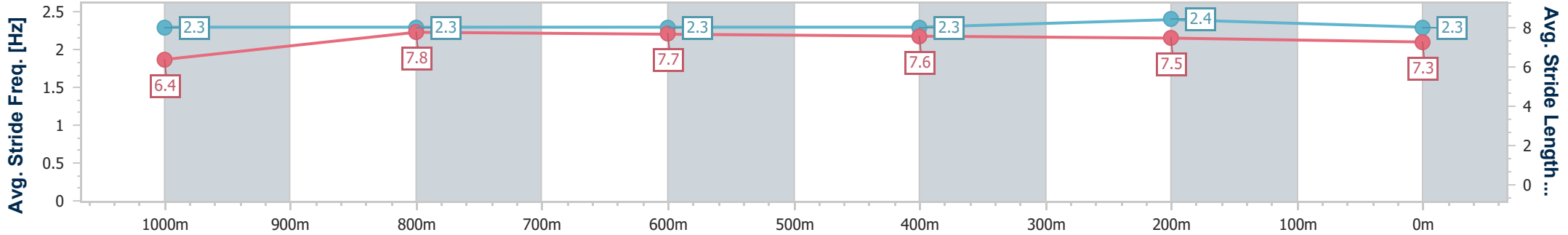
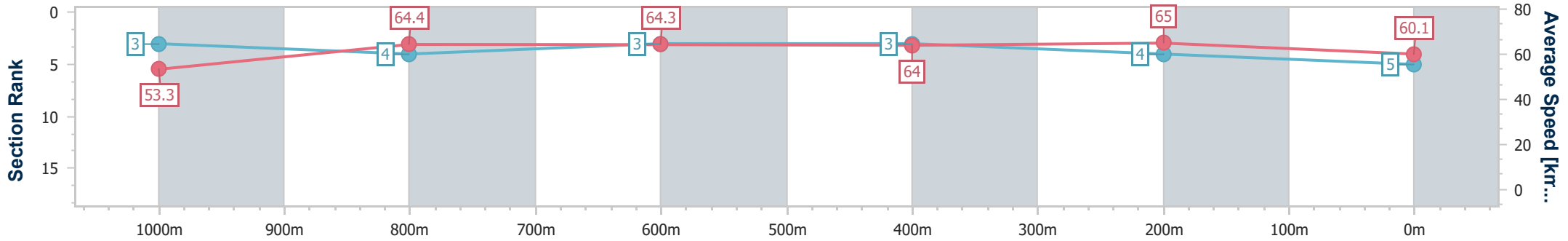


09 November 2024 - 17:49

BRISBANE
RACING CLUB

Track Rating: Good 4, Weather: Fine, Rail Position: +2.5m Entire

Section	Overall	1000m	800m	600m	400m	200m
Section Times	1:10.18 [5] (0:13.55)	0:56.63 [3] (0:11.15)	0:45.48 [4] (0:11.17)	0:34.31 [3] (0:11.25)	0:23.06 [3] (0:11.10)	0:11.96 [4] (0:11.96)
Average Speed [km/h]	53.3	64.4	64.3	64.0	65.0	60.1
Top Speed [km/h]	66.6	66.5	65.4	65.9	66.4	63.8
Avg. Dist. to Rail [m]	3.0	0.3	0.5	0.3	3.5	6.1
Avg. Stride Freq. [Hz]	2.3	2.3	2.3	2.3	2.4	2.3
Avg. Stride Length [m]	6.4	7.8	7.7	7.6	7.5	7.3



- [] Ranking at each section and finish
- .-.- No data available at this section
- NA No data available



Horse/Jockey Name	The Inflictor
Final Rank	6
Fastest Section Time (Section)	0:10.91 (400m)
Top Speed [km/h] (Section)	67.6 (400m)
Race State	Finished



Doomben QLD Professional
Race 10: LADBROKES BET TICKER BENCHMARK 78 Handicap
 - 1200m

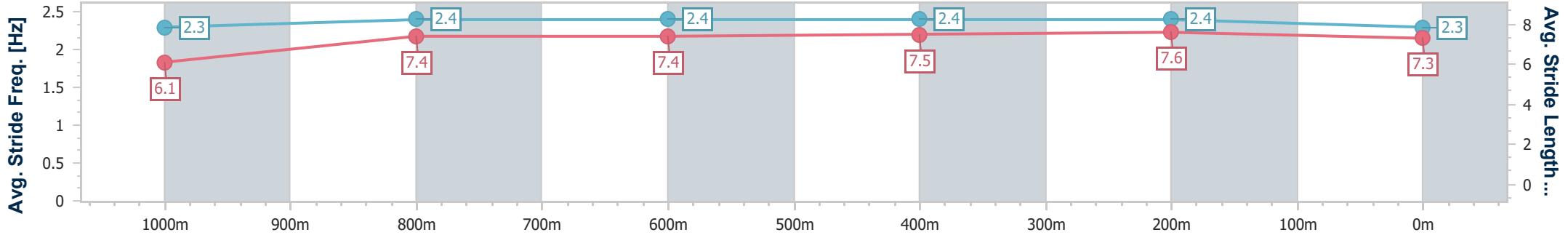
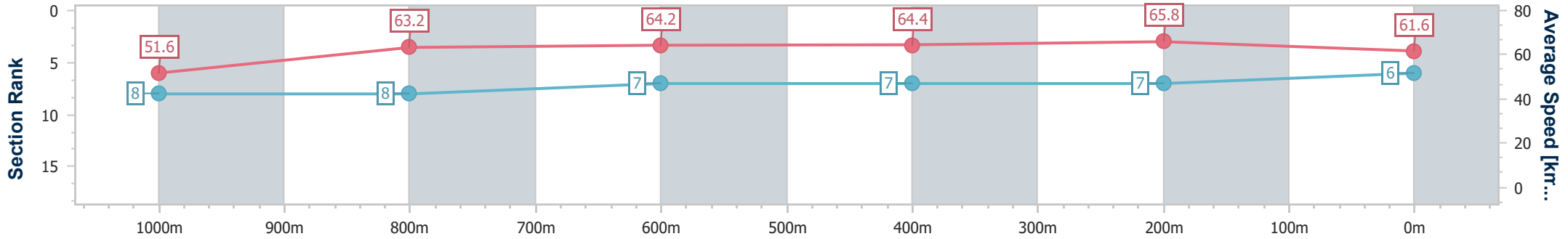


09 November 2024 - 17:49

BRISBANE
RACING CLUB

Track Rating: Good 4, Weather: Fine, Rail Position: +2.5m Entire

Section	Overall	1000m	800m	600m	400m	200m
Section Times	1:10.30 [6] (0:13.98)	0:56.32 [8] (0:11.40)	0:44.92 [8] (0:11.22)	0:33.70 [7] (0:11.07)	0:22.63 [7] (0:10.91)	0:11.72 [7] (0:11.72)
Average Speed [km/h]	51.6	63.2	64.2	64.4	65.8	61.6
Top Speed [km/h]	66.7	66.4	65.2	65.1	67.6	64.8
Avg. Dist. to Rail [m]	5.6	1.0	0.5	1.8	0.7	2.0
Avg. Stride Freq. [Hz]	2.3	2.4	2.4	2.4	2.4	2.3
Avg. Stride Length [m]	6.1	7.4	7.4	7.5	7.6	7.3



- [] Ranking at each section and finish
- .-.- No data available at this section
- NA No data available



Horse/Jockey Name	Art By Concorde
Final Rank	7
Fastest Section Time (Section)	0:11.03 (400m)
Top Speed [km/h] (Section)	66.9 (400m)
Race State	Finished



Doomben QLD Professional
Race 10: LADBROKES BET TICKER BENCHMARK 78 Handicap
 - 1200m

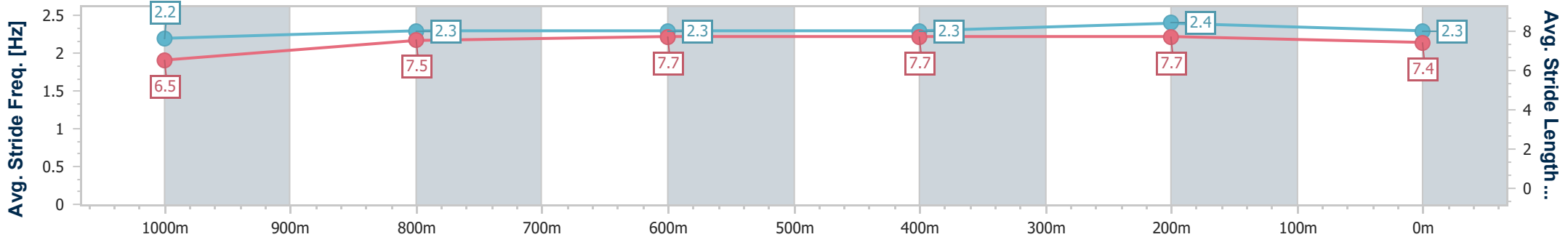
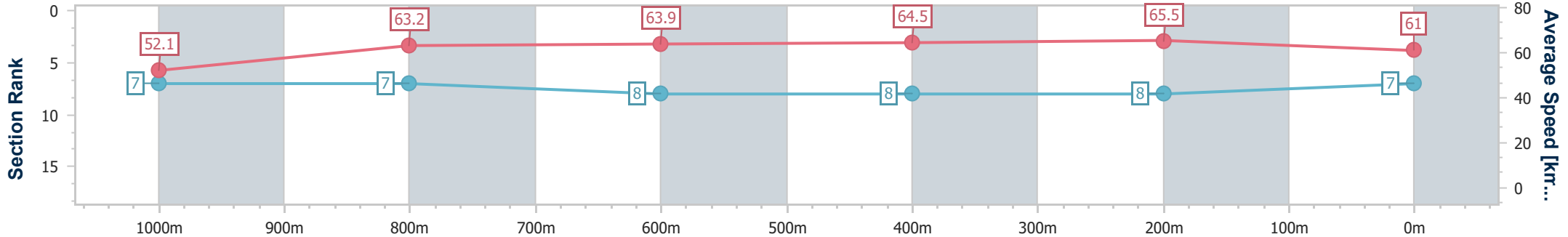


09 November 2024 - 17:49

BRISBANE
RACING CLUB

Track Rating: Good 4, Weather: Fine, Rail Position: +2.5m Entire

Section	Overall	1000m	800m	600m	400m	200m
Section Times	1:10.61 [7] (0:13.79)	0:56.82 [7] (0:11.48)	0:45.34 [7] (0:11.33)	0:34.01 [8] (0:11.19)	0:22.82 [8] (0:11.03)	0:11.79 [8] (0:11.79)
Average Speed [km/h]	52.1	63.2	63.9	64.5	65.5	61.0
Top Speed [km/h]	65.8	65.9	65.7	66.3	66.9	64.4
Avg. Dist. to Rail [m]	2.5	2.1	1.1	0.6	2.0	4.9
Avg. Stride Freq. [Hz]	2.2	2.3	2.3	2.3	2.4	2.3
Avg. Stride Length [m]	6.5	7.5	7.7	7.7	7.7	7.4



- [] Ranking at each section and finish
- .-.- No data available at this section
- NA No data available



Horse/Jockey Name	Majestic Boom
Final Rank	8
Fastest Section Time (Section)	0:11.04 (1000m)
Top Speed [km/h] (Section)	67.8 (Overall)
Race State	Finished



Doomben QLD Professional
Race 10: LADBROKES BET TICKER BENCHMARK 78 Handicap
 - 1200m

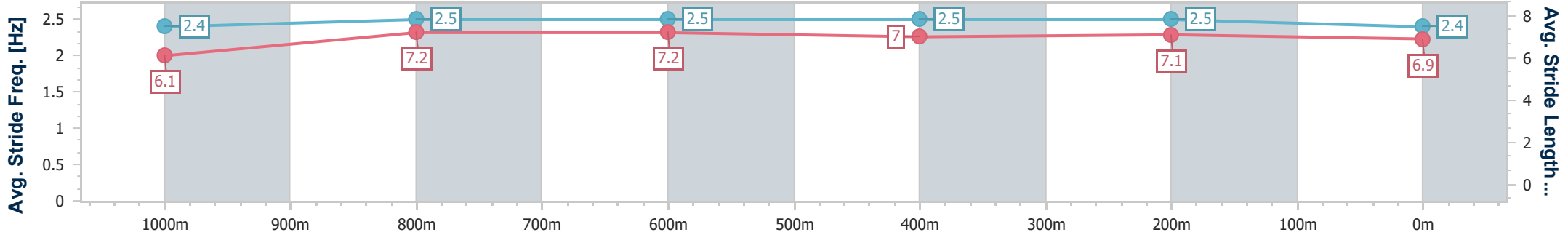
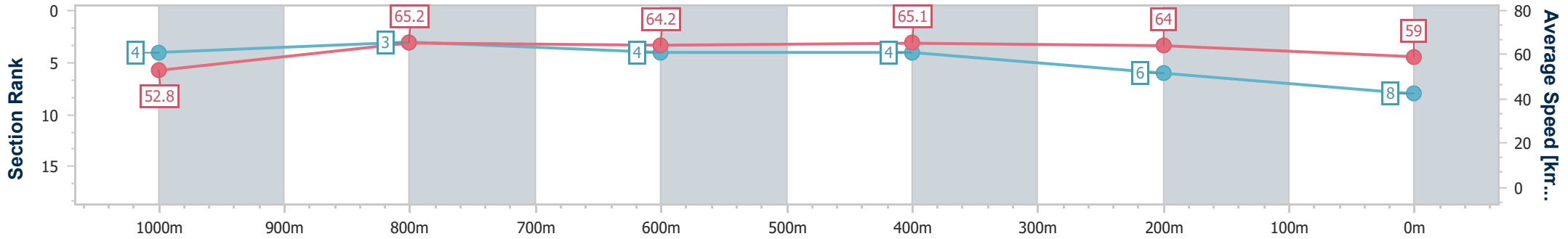


09 November 2024 - 17:49

BRISBANE
RACING CLUB

Track Rating: Good 4, Weather: Fine, Rail Position: +2.5m Entire

Section	Overall	1000m	800m	600m	400m	200m
Section Times	1:10.66 [8] (0:13.64)	0:57.02 [4] (0:11.04)	0:45.98 [3] (0:11.48)	0:34.50 [4] (0:11.11)	0:23.39 [4] (0:11.19)	0:12.20 [6] (0:12.20)
Average Speed [km/h]	52.8	65.2	64.2	65.1	64.0	59.0
Top Speed [km/h]	67.8	67.2	64.9	66.6	65.4	63.4
Avg. Dist. to Rail [m]	3.0	1.0	4.3	2.3	1.6	1.9
Avg. Stride Freq. [Hz]	2.4	2.5	2.5	2.5	2.5	2.4
Avg. Stride Length [m]	6.1	7.2	7.2	7.0	7.1	6.9



- [] Ranking at each section and finish
- .-.- No data available at this section
- NA No data available