



Aquis Park Gold Coast Poly QLD Professional

Race 3: EAST COAST CONCRETE BENCHMARK 68 Handicap - 1200m

09 November 2024 - 14:59



Track Rating: Synthetic, Weather: Fine, Rail Position: True

Section		Field Times										Last 600m		
		Overall	1000m	800m	600m	400m	200m						0:34.50	
		1:10.16 (0:13.55)	0:56.61 (0:10.88)	0:45.73 (0:11.23)	0:34.50 (0:11.25)	0:23.25 (0:11.61)	0:11.64 (0:11.64)							
Rank	TAB	Horse/Jockey	Barrier	Top Speed [km/h]	Fastest Section								Margin	Distance Travelled [m]
1	4	ALL'S FAIR Jai Williams	6	67.0 1000m	0:10.95 1000m	1:10.16 [1] (0:13.89)	0:56.27 [7] (0:10.95)	0:45.32 [5] (0:11.25)	0:34.07 [5] (0:11.21)	0:22.86 [5] (0:11.28)	0:11.58 [3] (0:11.58)	1:10.16	0:34.07	
2	1	FAMOUS PEDRILLE Michael Cahill	3	67.8 1000m	0:10.96 1000m	1:10.27 [2] (0:13.65)	0:56.62 [2] (0:10.96)	0:45.66 [4] (0:11.29)	0:34.37 [4] (0:11.34)	0:23.03 [4] (0:11.38)	0:11.65 [4] (0:11.65)	0.5L	0:34.37	+2
3	8	NEW HAMPSHIRE Jace McMurray	1	67.6 1000m	0:10.92 1000m	1:10.28 [3] (0:13.67)	0:56.61 [3] (0:10.92)	0:45.69 [3] (0:11.24)	0:34.45 [3] (0:11.28)	0:23.17 [3] (0:11.44)	0:11.73 [2] (0:11.73)	0.6L	0:34.45	-6
4	5	WHISKEY DANCER Sariah Champkin	8	69.5 1000m	0:10.69 1000m	1:10.66 [4] (0:13.88)	0:56.78 [6] (0:10.69)	0:46.09 [2] (0:11.09)	0:35.00 [1] (0:11.25)	0:23.75 [1] (0:11.61)	0:12.14 [1] (0:12.14)	2.9L	0:35.00	-2
5	6	DAMIANI Jackson Morris	4	65.7 800m	0:11.21 1000m	1:10.86 [5] (0:13.85)	0:57.01 [5] (0:11.21)	0:45.80 [7] (0:11.24)	0:34.56 [7] (0:11.32)	0:23.24 [7] (0:11.46)	0:11.78 [7] (0:11.78)	3.9L	0:34.56	-2
6	7	GERRYMANDER Jason Taylor	2	66.7 1000m	0:11.04 1000m	1:10.97 [6] (0:13.81)	0:57.16 [4] (0:11.04)	0:46.12 [6] (0:11.26)	0:34.86 [6] (0:11.37)	0:23.49 [6] (0:11.59)	0:11.90 [6] (0:11.90)	4.4L	0:34.86	-4
7	3	OUR FREE SPIRIT Zac Sprie	5	68.1 1000m	0:10.88 1000m	1:11.19 [7] (0:13.55)	0:57.64 [1] (0:10.88)	0:46.76 [1] (0:11.29)	0:35.47 [2] (0:11.29)	0:24.18 [2] (0:11.88)	0:12.30 [5] (0:12.30)	5.7L	0:35.47	-5

Scratched: Caderas (#2)

[] Ranking at each section and finish
 -:-:- No data available at this section
 NA No data available

SCN Saddle cloth number
 DNF Did not finish
 DNT Did not track



Horse/Jockey Name	All's Fair
Final Rank	1
Fastest Section Time (Section)	0:10.95 (1000m)
Top Speed [km/h] (Section)	67.0 (1000m)
Race State	Finished



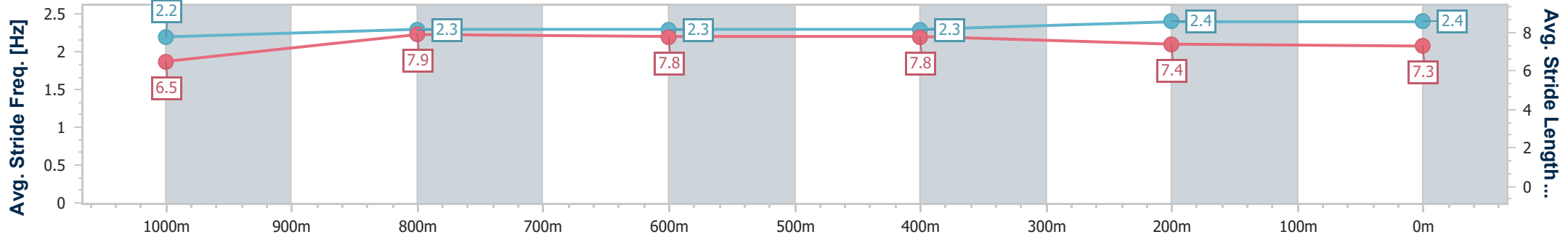
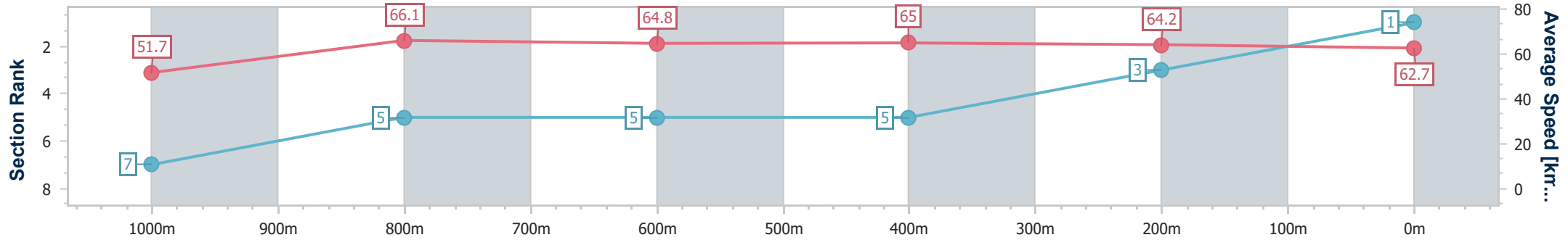
Aquis Park Gold Coast Poly QLD Professional
 Race 3: EAST COAST CONCRETE BENCHMARK 68 Handicap - 1200m



09 November 2024 - 14:59

Track Rating: Synthetic, Weather: Fine, Rail Position: True

Section	Overall	1000m	800m	600m	400m	200m
Section Times	1:10.16 [1] (0:13.89)	0:56.27 [7] (0:10.95)	0:45.32 [5] (0:11.25)	0:34.07 [5] (0:11.21)	0:22.86 [5] (0:11.28)	0:11.58 [3] (0:11.58)
Average Speed [km/h]	51.7	66.1	64.8	65.0	64.2	62.7
Top Speed [km/h]	65.7	67.0	65.1	65.5	66.2	65.8
Avg. Dist. to Rail [m]	5.4	3.0	2.2	2.1	5.3	5.6
Avg. Stride Freq. [Hz]	2.2	2.3	2.3	2.3	2.4	2.4
Avg. Stride Length [m]	6.5	7.9	7.8	7.8	7.4	7.3



- [] Ranking at each section and finish
- .-.- No data available at this section
- NA No data available



Horse/Jockey Name	Famous Pedrille
Final Rank	2
Fastest Section Time (Section)	0:10.96 (1000m)
Top Speed [km/h] (Section)	67.8 (1000m)
Race State	Finished



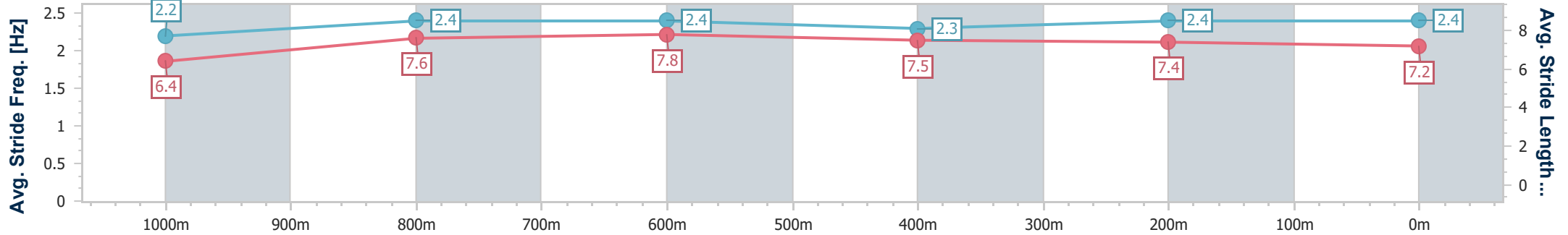
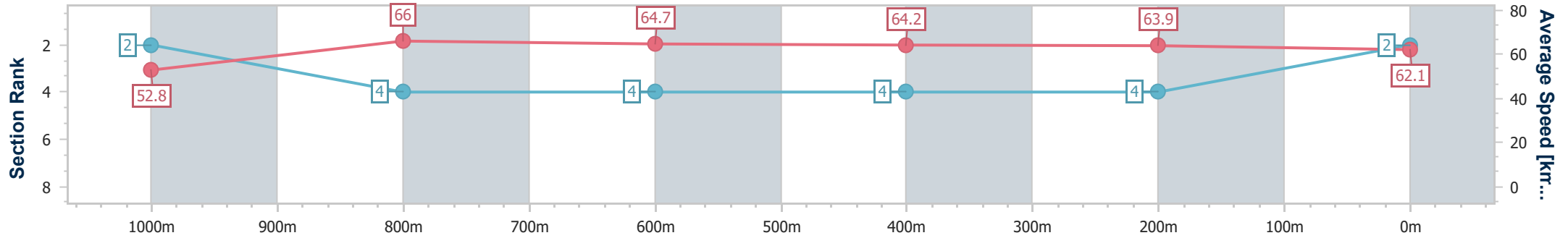
Aquis Park Gold Coast Poly QLD Professional
 Race 3: EAST COAST CONCRETE BENCHMARK 68 Handicap - 1200m



09 November 2024 - 14:59

Track Rating: Synthetic, Weather: Fine, Rail Position: True

Section	Overall	1000m	800m	600m	400m	200m
Section Times	1:10.27 [2] (0:13.65)	0:56.62 [2] (0:10.96)	0:45.66 [4] (0:11.29)	0:34.37 [4] (0:11.34)	0:23.03 [4] (0:11.38)	0:11.65 [4] (0:11.65)
Average Speed [km/h]	52.8	66.0	64.7	64.2	63.9	62.1
Top Speed [km/h]	66.6	67.8	66.1	66.3	65.0	64.9
Avg. Dist. to Rail [m]	3.4	0.7	2.5	2.8	4.3	4.6
Avg. Stride Freq. [Hz]	2.2	2.4	2.4	2.3	2.4	2.4
Avg. Stride Length [m]	6.4	7.6	7.8	7.5	7.4	7.2



- [] Ranking at each section and finish
- .-.- No data available at this section
- NA No data available



Horse/Jockey Name	New Hampshire
Final Rank	3
Fastest Section Time (Section)	0:10.92 (1000m)
Top Speed [km/h] (Section)	67.6 (1000m)
Race State	Finished



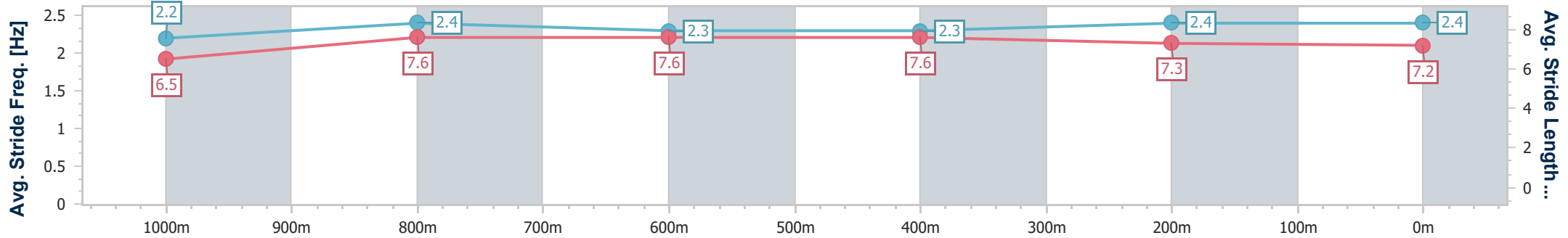
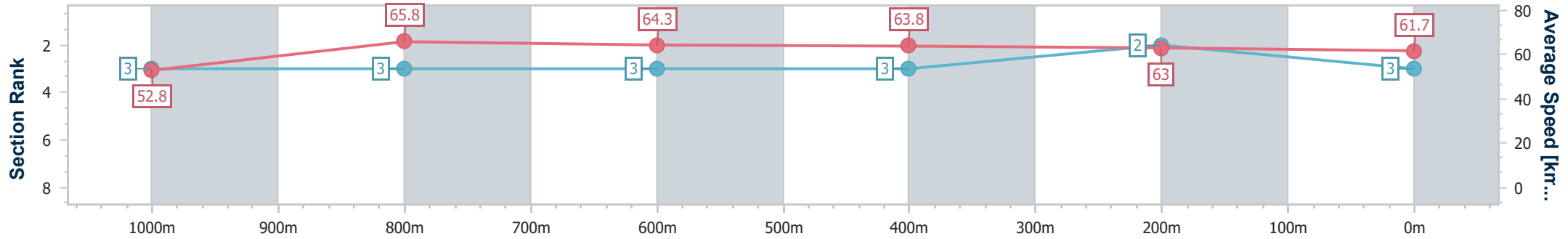
Aquis Park Gold Coast Poly QLD Professional
 Race 3: EAST COAST CONCRETE BENCHMARK 68 Handicap - 1200m



09 November 2024 - 14:59

Track Rating: Synthetic, Weather: Fine, Rail Position: True

Section	Overall	1000m	800m	600m	400m	200m
Section Times	1:10.28 [3] (0:13.67)	0:56.61 [3] (0:10.92)	0:45.69 [3] (0:11.24)	0:34.45 [3] (0:11.28)	0:23.17 [3] (0:11.44)	0:11.73 [2] (0:11.73)
Average Speed [km/h]	52.8	65.8	64.3	63.8	63.0	61.7
Top Speed [km/h]	66.5	67.6	65.5	65.7	65.0	63.6
Avg. Dist. to Rail [m]	0.8	0.9	0.4	0.6	0.7	1.1
Avg. Stride Freq. [Hz]	2.2	2.4	2.3	2.3	2.4	2.4
Avg. Stride Length [m]	6.5	7.6	7.6	7.6	7.3	7.2



- [] Ranking at each section and finish
- .-.- No data available at this section
- NA No data available



Horse/Jockey Name	Whiskey Dancer
Final Rank	4
Fastest Section Time (Section)	0:10.69 (1000m)
Top Speed [km/h] (Section)	69.5 (1000m)
Race State	Finished



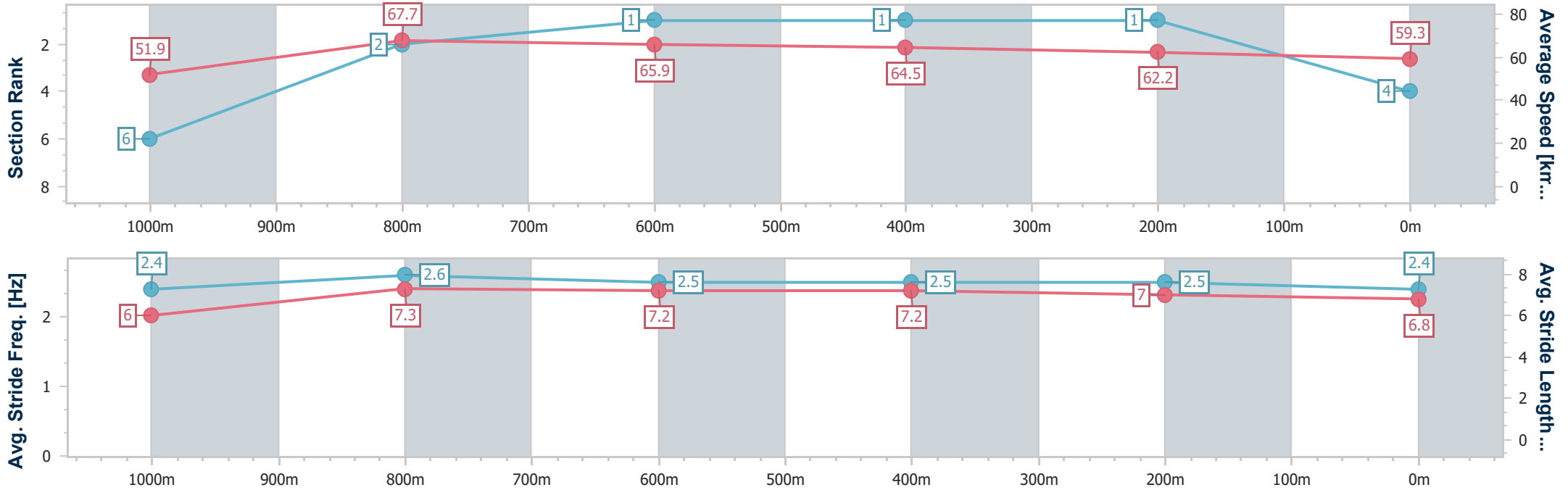
Aquis Park Gold Coast Poly QLD Professional
 Race 3: EAST COAST CONCRETE BENCHMARK 68 Handicap - 1200m



09 November 2024 - 14:59

Track Rating: Synthetic, Weather: Fine, Rail Position: True

Section	Overall	1000m	800m	600m	400m	200m
Section Times	1:10.66 [4] (0:13.88)	0:56.78 [6] (0:10.69)	0:46.09 [2] (0:11.09)	0:35.00 [1] (0:11.25)	0:23.75 [1] (0:11.61)	0:12.14 [1] (0:12.14)
Average Speed [km/h]	51.9	67.7	65.9	64.5	62.2	59.3
Top Speed [km/h]	68.7	69.5	67.2	66.0	63.4	61.2
Avg. Dist. to Rail [m]	6.9	3.6	2.1	1.8	1.9	2.4
Avg. Stride Freq. [Hz]	2.4	2.6	2.5	2.5	2.5	2.4
Avg. Stride Length [m]	6.0	7.3	7.2	7.2	7.0	6.8



- [] Ranking at each section and finish
- .-.- No data available at this section
- NA No data available



Horse/Jockey Name	Damiani
Final Rank	5
Fastest Section Time (Section)	0:11.21 (1000m)
Top Speed [km/h] (Section)	65.7 (800m)
Race State	Finished



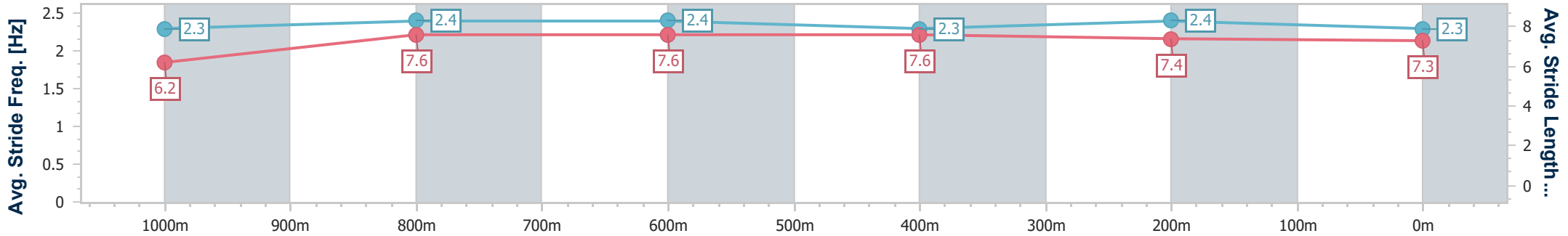
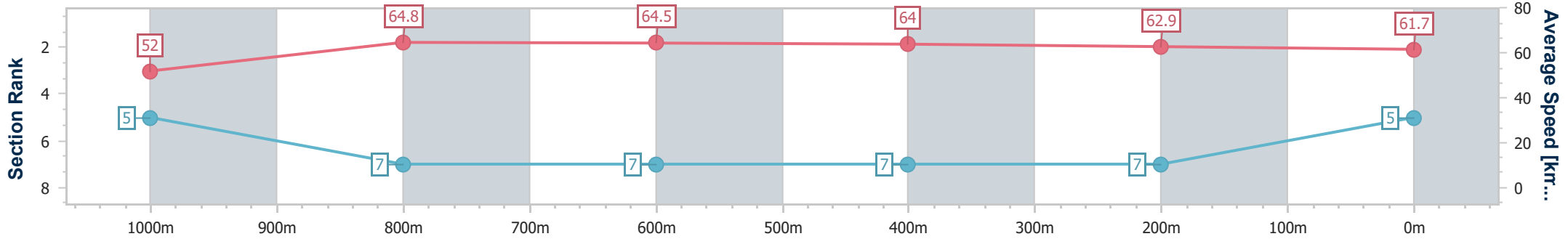
Aquis Park Gold Coast Poly QLD Professional
 Race 3: EAST COAST CONCRETE BENCHMARK 68 Handicap - AQUIS PARK
 1200m



09 November 2024 - 14:59

Track Rating: Synthetic, Weather: Fine, Rail Position: True

Section	Overall	1000m	800m	600m	400m	200m
Section Times	1:10.86 [5] (0:13.85)	0:57.01 [5] (0:11.21)	0:45.80 [7] (0:11.24)	0:34.56 [7] (0:11.32)	0:23.24 [7] (0:11.46)	0:11.78 [7] (0:11.78)
Average Speed [km/h]	52.0	64.8	64.5	64.0	62.9	61.7
Top Speed [km/h]	65.6	65.6	65.7	65.3	64.1	63.7
Avg. Dist. to Rail [m]	3.8	2.3	1.6	1.2	3.2	5.0
Avg. Stride Freq. [Hz]	2.3	2.4	2.4	2.3	2.4	2.3
Avg. Stride Length [m]	6.2	7.6	7.6	7.6	7.4	7.3



- [] Ranking at each section and finish
- .-.- No data available at this section
- NA No data available



Horse/Jockey Name	Gerrymander
Final Rank	6
Fastest Section Time (Section)	0:11.04 (1000m)
Top Speed [km/h] (Section)	66.7 (1000m)
Race State	Finished



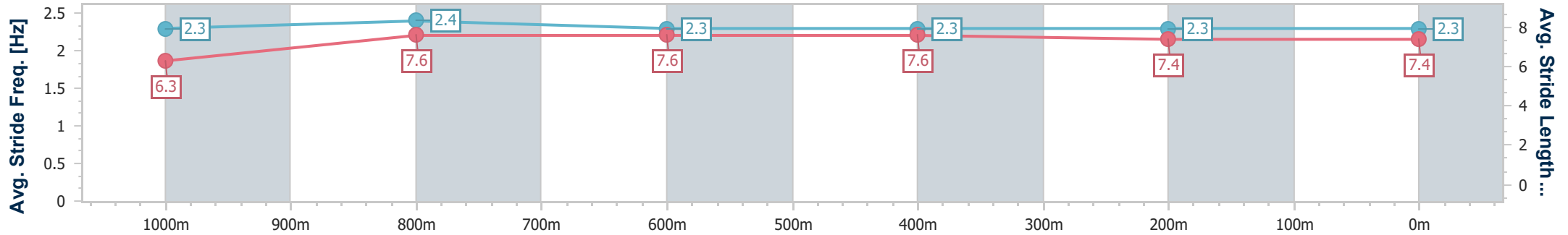
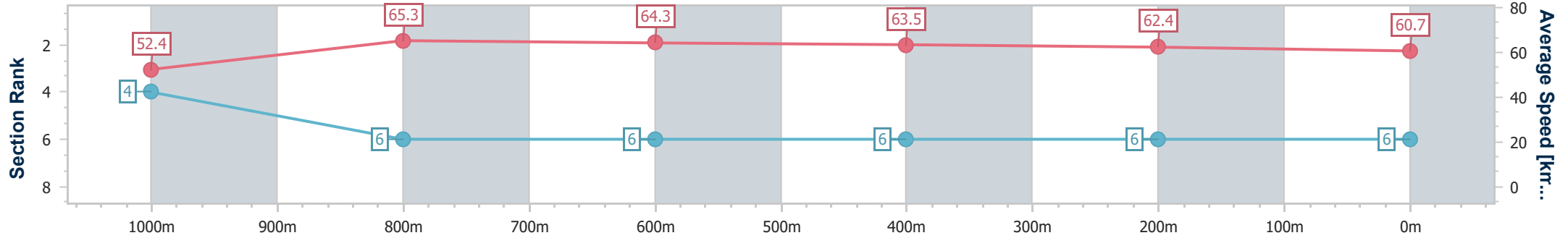
Aquis Park Gold Coast Poly QLD Professional
 Race 3: EAST COAST CONCRETE BENCHMARK 68 Handicap - AQUIS PARK
 1200m



09 November 2024 - 14:59

Track Rating: Synthetic, Weather: Fine, Rail Position: True

Section	Overall	1000m	800m	600m	400m	200m
Section Times	1:10.97 [6] (0:13.81)	0:57.16 [4] (0:11.04)	0:46.12 [6] (0:11.26)	0:34.86 [6] (0:11.37)	0:23.49 [6] (0:11.59)	0:11.90 [6] (0:11.90)
Average Speed [km/h]	52.4	65.3	64.3	63.5	62.4	60.7
Top Speed [km/h]	65.1	66.7	65.3	64.7	63.3	63.1
Avg. Dist. to Rail [m]	2.0	1.9	0.7	0.9	3.3	5.3
Avg. Stride Freq. [Hz]	2.3	2.4	2.3	2.3	2.3	2.3
Avg. Stride Length [m]	6.3	7.6	7.6	7.6	7.4	7.4



- [] Ranking at each section and finish
- .-.- No data available at this section
- NA No data available



Horse/Jockey Name	Our Free Spirit
Final Rank	7
Fastest Section Time (Section)	0:10.88 (1000m)
Top Speed [km/h] (Section)	68.1 (1000m)
Race State	Finished



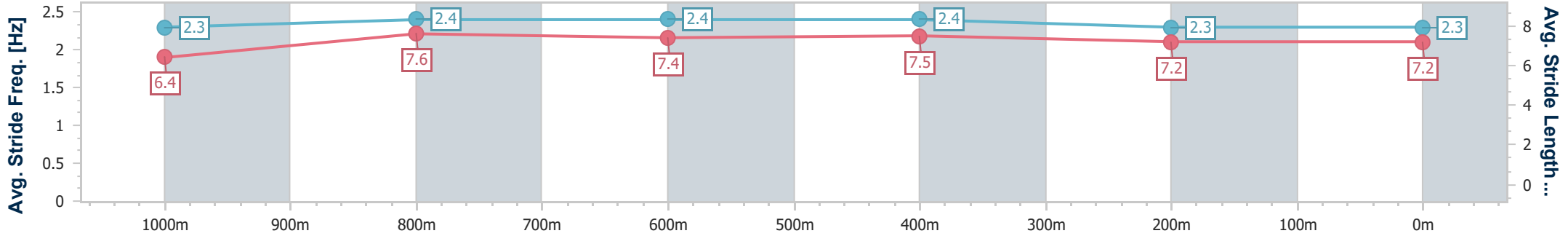
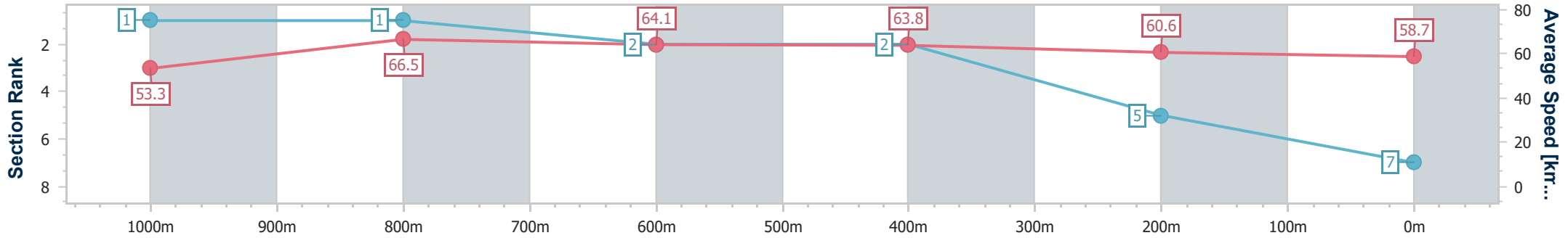
Aquis Park Gold Coast Poly QLD Professional
 Race 3: EAST COAST CONCRETE BENCHMARK 68 Handicap - 1200m



09 November 2024 - 14:59

Track Rating: Synthetic, Weather: Fine, Rail Position: True

Section	Overall	1000m	800m	600m	400m	200m
Section Times	1:11.19 [7] (0:13.55)	0:57.64 [1] (0:10.88)	0:46.76 [1] (0:11.29)	0:35.47 [2] (0:11.29)	0:24.18 [2] (0:11.88)	0:12.30 [5] (0:12.30)
Average Speed [km/h]	53.3	66.5	64.1	63.8	60.6	58.7
Top Speed [km/h]	67.2	68.1	65.5	66.7	61.7	59.9
Avg. Dist. to Rail [m]	5.3	3.2	1.4	0.8	0.7	0.8
Avg. Stride Freq. [Hz]	2.3	2.4	2.4	2.4	2.3	2.3
Avg. Stride Length [m]	6.4	7.6	7.4	7.5	7.2	7.2



- [] Ranking at each section and finish
- .-.- No data available at this section
- NA No data available