



Rockhampton QLD Professional

Race 6: Become a RJC Gold Club Member BenchMark 58 Handicap - 1050m

08 November 2024 - 16:08



Track Rating: Good 4, Weather: Fine, Rail Position: +2.5m Entire

Section		Overall	1000m	800m	600m	400m	200m	Last 600m					
Field Times		1:00.29 (0:04.48)	0:55.81 (0:11.04)	0:44.77 (0:10.95)	0:33.82 (0:10.67)	0:23.15 (0:11.07)	0:12.08 (0:12.08)	0:33.82					
Rank	TAB Horse/Jockey	Barrier	Top Speed [km/h]	Fastest Section								Margin	Distance Travelled [m]
1	8 CALL ME MARILYN Warwick Satherley	7	69.7 600m	0:04.52 Overall	1:00.29 [1] (0:04.52)	0:55.77 [2] (0:11.03)	0:44.74 [2] (0:11.12)	0:33.62 [2] (0:10.55)	0:23.07 [2] (0:10.99)	0:12.08 [1] (0:12.08)	1:00.29	0:33.62	
2	1 PRETTY SLICK McKenzie Apel	6	69.4 600m	0:04.58 Overall	1:00.55 [2] (0:04.58)	0:55.97 [5] (0:11.39)	0:44.58 [4] (0:11.09)	0:33.49 [4] (0:10.47)	0:23.02 [4] (0:10.90)	0:12.12 [3] (0:12.12)	1.51L	0:33.49	+1
3	3 NOBLE HEART Liv O'Donnell	5	68.1 600m	0:04.68 Overall	1:00.64 [3] (0:04.68)	0:55.96 [7] (0:11.59)	0:44.37 [7] (0:11.21)	0:33.16 [7] (0:10.77)	0:22.39 [7] (0:10.85)	0:11.54 [6] (0:11.54)	2.09L	0:33.16	-3
4	2 BARNEY RABBLE Sean Cormack	2	69.4 600m	0:04.54 Overall	1:00.69 [4] (0:04.54)	0:56.15 [3] (0:11.20)	0:44.95 [3] (0:11.04)	0:33.91 [3] (0:10.62)	0:23.29 [3] (0:11.06)	0:12.23 [4] (0:12.23)	2.35L	0:33.91	-6
5	5 RUBUNKAR Olivia Kendal	3	68.6 600m	0:04.66 Overall	1:00.78 [5] (0:04.66)	0:56.12 [6] (0:11.35)	0:44.77 [5] (0:11.06)	0:33.71 [5] (0:10.72)	0:22.99 [5] (0:10.96)	0:12.03 [5] (0:12.03)	2.91L	0:33.71	-7
6	10 PENMAN Cejay Graham	1	68.9 600m	0:04.48 Overall	1:00.85 [6] (0:04.48)	0:56.37 [1] (0:11.04)	0:45.33 [1] (0:10.95)	0:34.38 [1] (0:10.67)	0:23.71 [1] (0:11.17)	0:12.54 [2] (0:12.54)	3.29L	0:34.38	-4
7	6 CAVENTE Adam Spinks	4	67.6 600m	0:04.57 Overall	1:01.11 [7] (0:04.57)	0:56.54 [4] (0:11.47)	0:45.07 [6] (0:11.36)	0:33.71 [6] (0:10.82)	0:22.89 [6] (0:10.91)	0:11.98 [7] (0:11.98)	4.83L	0:33.71	-1

Scratched: Gilbert's Gold (#9), Boston City (#4), Palatial Prince (#7)



Horse/Jockey Name	Call Me Marilyn
Final Rank	1
Fastest Section Time (Section)	0:04.52 (Overall)
Top Speed [km/h] (Section)	69.7 (600m)
Race State	Finished



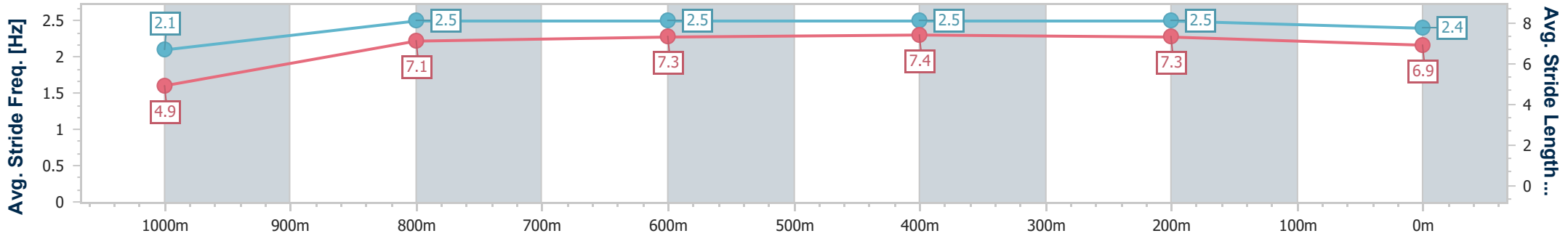
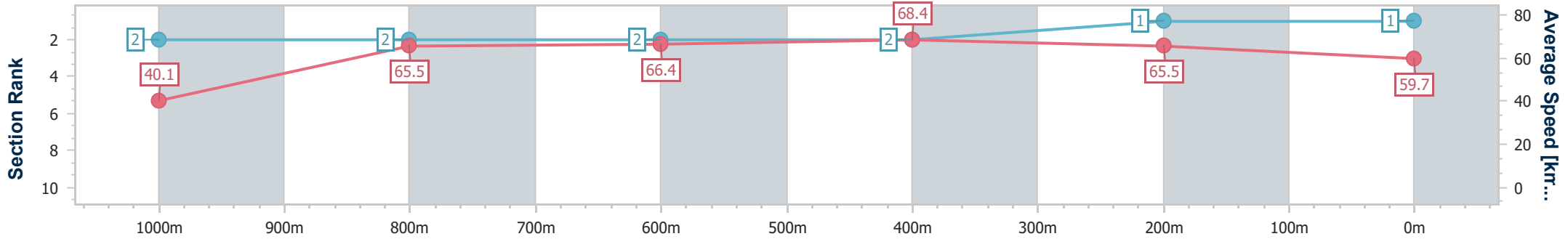
Rockhampton QLD Professional
 Race 6: Become a RJC Gold Club Member BenchMark 58
 Handicap - 1050m



08 November 2024 - 16:08

Track Rating: Good 4, Weather: Fine, Rail Position: +2.5m Entire

Section	Overall	1000m	800m	600m	400m	200m
Section Times	1:00.29 [1] (0:04.52)	0:55.77 [2] (0:11.03)	0:44.74 [2] (0:11.12)	0:33.62 [2] (0:10.55)	0:23.07 [2] (0:10.99)	0:12.08 [1] (0:12.08)
Average Speed [km/h]	40.1	65.5	66.4	68.4	65.5	59.7
Top Speed [km/h]	57.7	67.7	68.1	69.7	68.3	64.0
Avg. Dist. to Rail [m]	9.3	1.9	3.0	2.6	3.0	3.6
Avg. Stride Freq. [Hz]	2.1	2.5	2.5	2.5	2.5	2.4
Avg. Stride Length [m]	4.9	7.1	7.3	7.4	7.3	6.9



- [] Ranking at each section and finish
- .-.- No data available at this section
- NA No data available



Horse/Jockey Name	Pretty Slick
Final Rank	2
Fastest Section Time (Section)	0:04.58 (Overall)
Top Speed [km/h] (Section)	69.4 (600m)
Race State	Finished



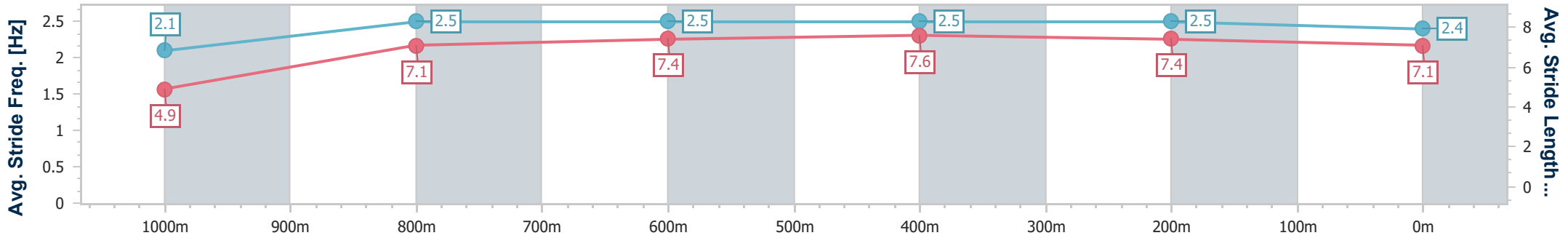
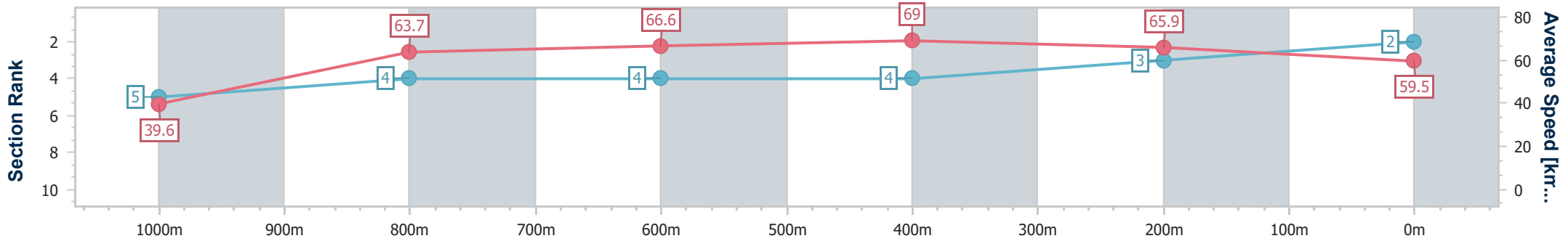
Rockhampton QLD Professional
 Race 6: Become a RJC Gold Club Member BenchMark 58
 Handicap - 1050m



08 November 2024 - 16:08

Track Rating: Good 4, Weather: Fine, Rail Position: +2.5m Entire

Section	Overall	1000m	800m	600m	400m	200m
Section Times	1:00.55 [2] (0:04.58)	0:55.97 [5] (0:11.39)	0:44.58 [4] (0:11.09)	0:33.49 [4] (0:10.47)	0:23.02 [4] (0:10.90)	0:12.12 [3] (0:12.12)
Average Speed [km/h]	39.6	63.7	66.6	69.0	65.9	59.5
Top Speed [km/h]	56.8	66.4	68.6	69.4	69.1	63.2
Avg. Dist. to Rail [m]	8.3	2.1	3.0	5.3	7.7	8.9
Avg. Stride Freq. [Hz]	2.1	2.5	2.5	2.5	2.5	2.4
Avg. Stride Length [m]	4.9	7.1	7.4	7.6	7.4	7.1



- [] Ranking at each section and finish
- .-.- No data available at this section
- NA No data available



Horse/Jockey Name	Noble Heart
Final Rank	3
Fastest Section Time (Section)	0:04.68 (Overall)
Top Speed [km/h] (Section)	68.1 (600m)
Race State	Finished



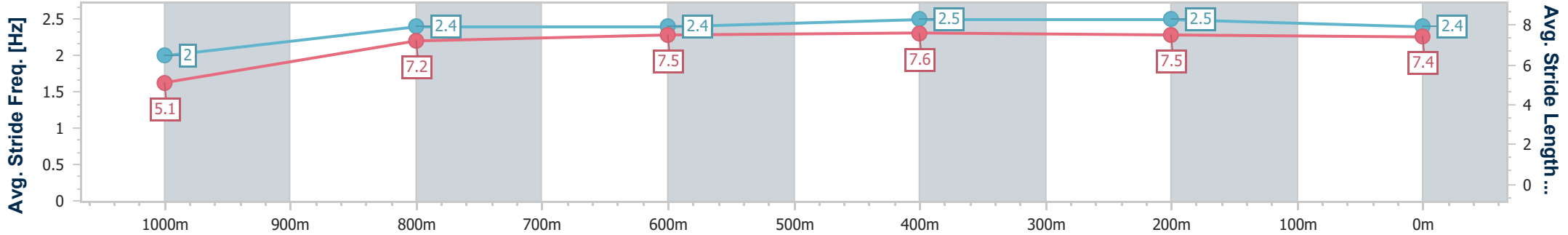
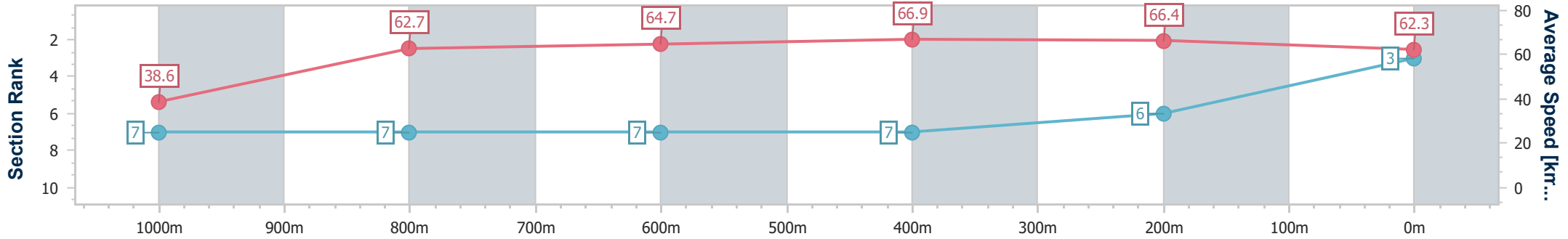
Rockhampton QLD Professional
 Race 6: Become a RJC Gold Club Member BenchMark 58
 Handicap - 1050m



08 November 2024 - 16:08

Track Rating: Good 4, Weather: Fine, Rail Position: +2.5m Entire

Section	Overall	1000m	800m	600m	400m	200m
Section Times	1:00.64 [3] (0:04.68)	0:55.96 [7] (0:11.59)	0:44.37 [7] (0:11.21)	0:33.16 [7] (0:10.77)	0:22.39 [7] (0:10.85)	0:11.54 [6] (0:11.54)
Average Speed [km/h]	38.6	62.7	64.7	66.9	66.4	62.3
Top Speed [km/h]	54.7	65.9	66.3	68.1	67.4	65.0
Avg. Dist. to Rail [m]	8.7	2.0	1.0	2.2	3.5	5.2
Avg. Stride Freq. [Hz]	2.0	2.4	2.4	2.5	2.5	2.4
Avg. Stride Length [m]	5.1	7.2	7.5	7.6	7.5	7.4



- [] Ranking at each section and finish
- .-.- No data available at this section
- NA No data available



Horse/Jockey Name	Barney Rabble
Final Rank	4
Fastest Section Time (Section)	0:04.54 (Overall)
Top Speed [km/h] (Section)	69.4 (600m)
Race State	Finished



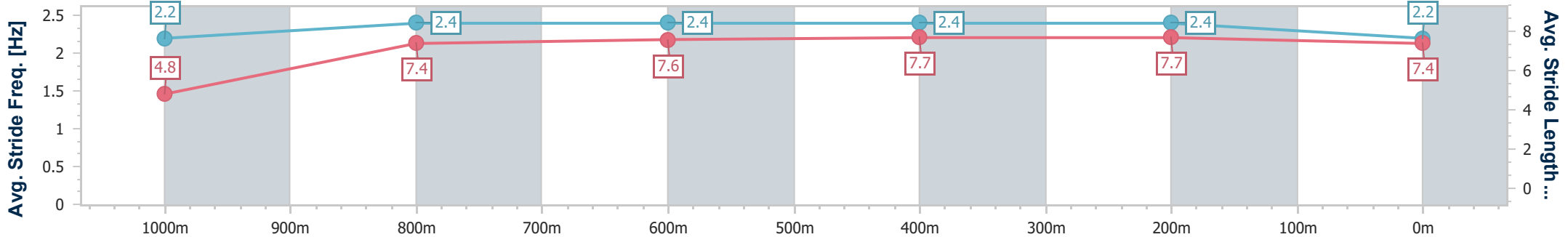
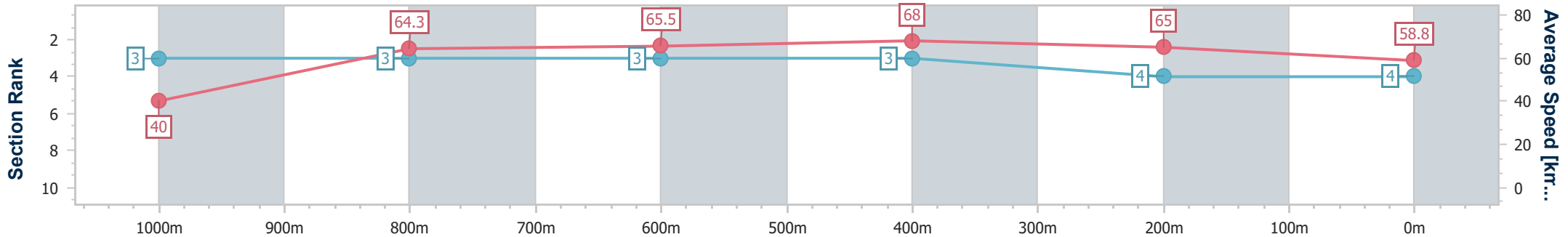
Rockhampton QLD Professional
 Race 6: Become a RJC Gold Club Member BenchMark 58
 Handicap - 1050m



08 November 2024 - 16:08

Track Rating: Good 4, Weather: Fine, Rail Position: +2.5m Entire

Section	Overall	1000m	800m	600m	400m	200m
Section Times	1:00.69 [4] (0:04.54)	0:56.15 [3] (0:11.20)	0:44.95 [3] (0:11.04)	0:33.91 [3] (0:10.62)	0:23.29 [3] (0:11.06)	0:12.23 [4] (0:12.23)
Average Speed [km/h]	40.0	64.3	65.5	68.0	65.0	58.8
Top Speed [km/h]	55.4	66.8	66.8	69.4	68.7	62.1
Avg. Dist. to Rail [m]	5.1	0.6	1.1	2.6	3.8	5.7
Avg. Stride Freq. [Hz]	2.2	2.4	2.4	2.4	2.4	2.2
Avg. Stride Length [m]	4.8	7.4	7.6	7.7	7.7	7.4



- [] Ranking at each section and finish
- .-.- No data available at this section
- NA No data available



Horse/Jockey Name	Rubunkar
Final Rank	5
Fastest Section Time (Section)	0:04.66 (Overall)
Top Speed [km/h] (Section)	68.6 (600m)
Race State	Finished



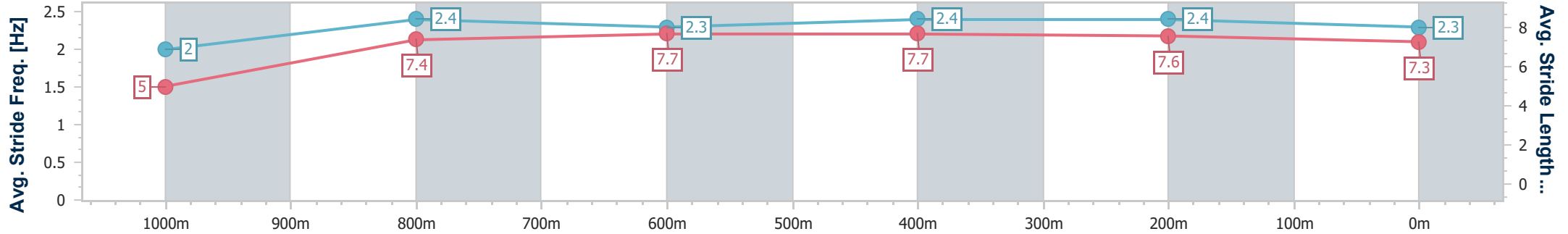
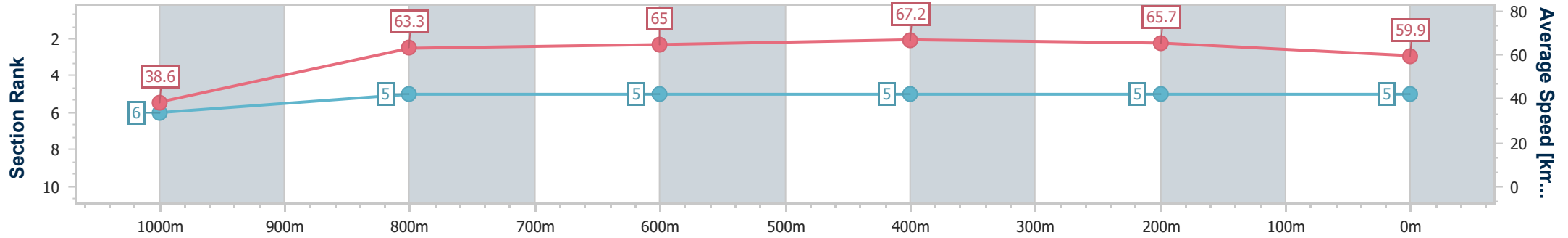
Rockhampton QLD Professional
 Race 6: Become a RJC Gold Club Member BenchMark 58
 Handicap - 1050m



08 November 2024 - 16:08

Track Rating: Good 4, Weather: Fine, Rail Position: +2.5m Entire

Section	Overall	1000m	800m	600m	400m	200m
Section Times	1:00.78 [5] (0:04.66)	0:56.12 [6] (0:11.35)	0:44.77 [5] (0:11.06)	0:33.71 [5] (0:10.72)	0:22.99 [5] (0:10.96)	0:12.03 [5] (0:12.03)
Average Speed [km/h]	38.6	63.3	65.0	67.2	65.7	59.9
Top Speed [km/h]	53.4	66.7	66.3	68.6	68.0	63.1
Avg. Dist. to Rail [m]	5.8	1.0	0.4	1.4	1.6	1.7
Avg. Stride Freq. [Hz]	2.0	2.4	2.3	2.4	2.4	2.3
Avg. Stride Length [m]	5.0	7.4	7.7	7.7	7.6	7.3



- [] Ranking at each section and finish
- .-.- No data available at this section
- NA No data available



Horse/Jockey Name	Penman
Final Rank	6
Fastest Section Time (Section)	0:04.48 (Overall)
Top Speed [km/h] (Section)	68.9 (600m)
Race State	Finished



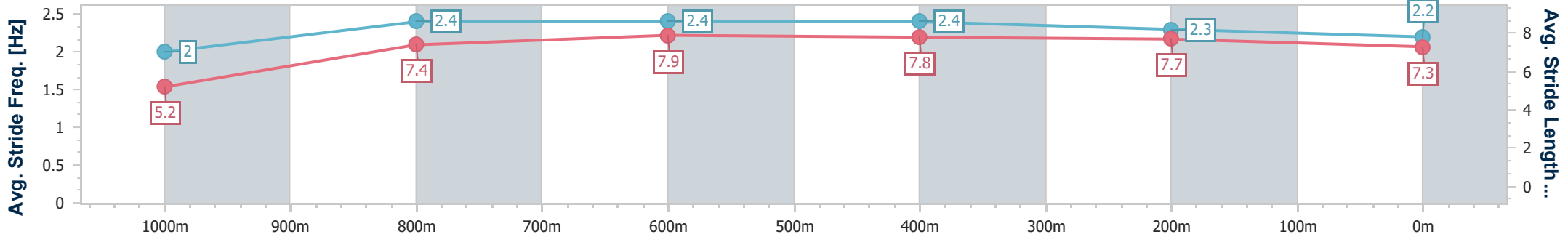
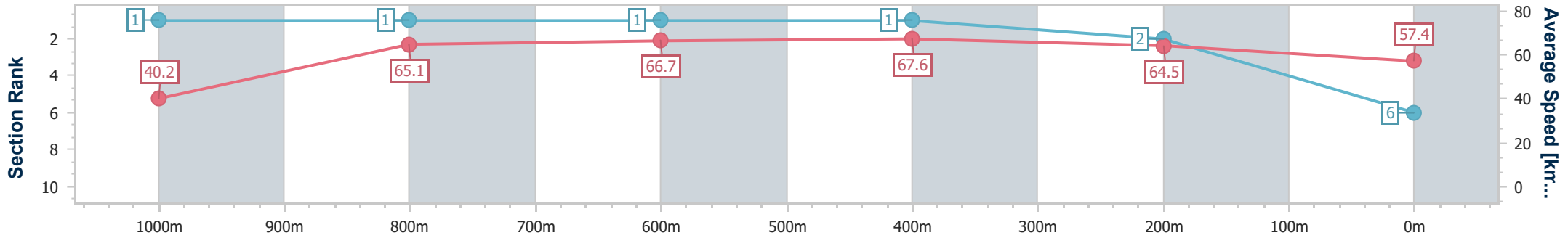
Rockhampton QLD Professional
 Race 6: Become a RJC Gold Club Member BenchMark 58
 Handicap - 1050m



08 November 2024 - 16:08

Track Rating: Good 4, Weather: Fine, Rail Position: +2.5m Entire

Section	Overall	1000m	800m	600m	400m	200m
Section Times	1:00.85 [6] (0:04.48)	0:56.37 [1] (0:11.04)	0:45.33 [1] (0:10.95)	0:34.38 [1] (0:10.67)	0:23.71 [1] (0:11.17)	0:12.54 [2] (0:12.54)
Average Speed [km/h]	40.2	65.1	66.7	67.6	64.5	57.4
Top Speed [km/h]	56.4	67.5	68.5	68.9	67.8	61.2
Avg. Dist. to Rail [m]	3.5	0.7	1.8	3.5	3.9	4.9
Avg. Stride Freq. [Hz]	2.0	2.4	2.4	2.4	2.3	2.2
Avg. Stride Length [m]	5.2	7.4	7.9	7.8	7.7	7.3



- [] Ranking at each section and finish
- .-.- No data available at this section
- NA No data available



Horse/Jockey Name	Cavente
Final Rank	7
Fastest Section Time (Section)	0:04.57 (Overall)
Top Speed [km/h] (Section)	67.6 (600m)
Race State	Finished



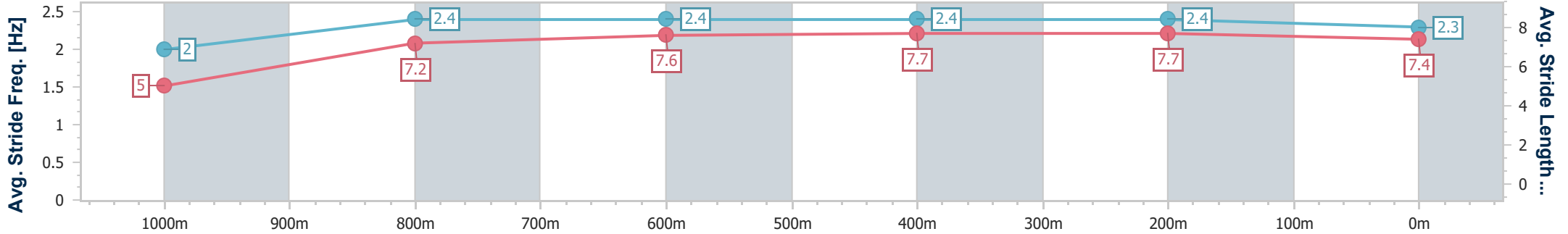
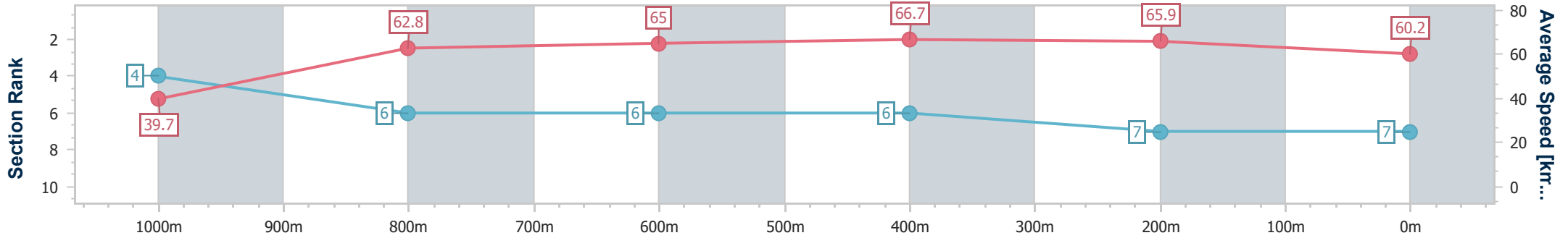
Rockhampton QLD Professional
 Race 6: Become a RJC Gold Club Member BenchMark 58
 Handicap - 1050m



08 November 2024 - 16:08

Track Rating: Good 4, Weather: Fine, Rail Position: +2.5m Entire

Section	Overall	1000m	800m	600m	400m	200m
Section Times	1:01.11 [7] (0:04.57)	0:56.54 [4] (0:11.47)	0:45.07 [6] (0:11.36)	0:33.71 [6] (0:10.82)	0:22.89 [6] (0:10.91)	0:11.98 [7] (0:11.98)
Average Speed [km/h]	39.7	62.8	65.0	66.7	65.9	60.2
Top Speed [km/h]	54.4	65.7	66.7	67.6	67.3	64.7
Avg. Dist. to Rail [m]	6.5	1.0	2.9	4.1	5.1	7.9
Avg. Stride Freq. [Hz]	2.0	2.4	2.4	2.4	2.4	2.3
Avg. Stride Length [m]	5.0	7.2	7.6	7.7	7.7	7.4



- [] Ranking at each section and finish
- .-.- No data available at this section
- NA No data available