



Rockhampton QLD Professional

Race 2: TAB BREEDERS PLATE QTIS 2YO Maiden Plate - 1050m

08 November 2024 - 13:36



Track Rating: Soft 5, Weather: Fine, Rail Position: +2.5m Entire

Section		Overall	1000m	800m	600m	400m	200m	Last 600m				
Field Times		1:01.36 (0:04.26)	0:57.10 (0:11.44)	0:45.66 (0:11.52)	0:34.14 (0:11.15)	0:22.99 (0:11.12)	0:11.87 (0:11.87)	0:34.14				
Rank	TAB Horse/Jockey	Barrier	Top Speed [km/h]	Fastest Section	Overall	1000m	800m	600m	400m	200m	Margin	Distance Travelled [m]
1	7 DON'TDOUBTHELADY Justin Stanley	1	66.9 600m	0:04.47 Overall	1:01.36 [1] (0:04.47)	0:56.89 [3] (0:11.49)	0:45.40 [4] (0:11.56)	0:33.84 [3] (0:10.93)	0:22.91 [2] (0:11.04)	0:11.87 [1] (0:11.87)	1:01.36	0:33.84
2	8 TINKERBELLA Hannah Richardson	4	66.1 600m	0:04.26 Overall	1:01.55 [2] (0:04.26)	0:57.29 [1] (0:11.44)	0:45.85 [1] (0:11.52)	0:34.33 [1] (0:11.15)	0:23.18 [1] (0:11.12)	0:12.06 [2] (0:12.06)	1.1L	0:34.33 +2
3	6 BOLLA BOLLA BABE Cejay Graham	5	66.6 400m	0:04.47 Overall	1:01.91 [3] (0:04.47)	0:57.44 [2] (0:11.33)	0:46.11 [2] (0:11.49)	0:34.62 [2] (0:11.16)	0:23.46 [3] (0:11.06)	0:12.40 [3] (0:12.40)	3.25L	0:34.62 +3
4	3 NOSEY NEO Sean Cormack	3	66.8 1000m	0:04.74 Overall	1:02.42 [4] (0:04.74)	0:57.68 [8] (0:11.12)	0:46.56 [3] (0:11.79)	0:34.77 [4] (0:11.00)	0:23.77 [4] (0:11.44)	0:12.33 [4] (0:12.33)	6.25L	0:34.77 +5
5	4 TARONG Michael Murphy	8	66.9 600m	0:04.56 Overall	1:03.18 [5] (0:04.56)	0:58.62 [5] (0:11.83)	0:46.79 [7] (0:11.51)	0:35.28 [5] (0:10.99)	0:24.29 [5] (0:11.43)	0:12.86 [5] (0:12.86)	10.67L	0:35.28 +9
6	2 LOUIS AUGUSTE Tahlia Fenlon	7	66.1 600m	0:04.52 Overall	1:03.21 [6] (0:04.52)	0:58.69 [4] (0:11.74)	0:46.95 [6] (0:11.91)	0:35.04 [7] (0:11.32)	0:23.72 [7] (0:11.33)	0:12.39 [7] (0:12.39)	10.89L	0:35.04 +5
7	1 HEROIC TALENT Warwick Satherley	2	66.7 600m	0:04.62 Overall	1:03.36 [7] (0:04.62)	0:58.74 [7] (0:11.53)	0:47.21 [5] (0:11.82)	0:35.39 [6] (0:11.15)	0:24.24 [6] (0:11.52)	0:12.72 [6] (0:12.72)	11.75L	0:35.39 +3
8	5 WHO ASKED ZOU Les Tilley	6	62.5 1000m	0:04.60 Overall	1:07.99 [8] (0:04.60)	1:03.39 [6] (0:12.03)	0:51.36 [8] (0:12.01)	0:39.35 [8] (0:11.88)	0:27.47 [8] (0:12.58)	0:14.89 [8] (0:14.89)	38.97L	0:39.35 +4

[] Ranking at each section and finish
 -:-:- No data available at this section
 NA No data available

SCN Saddle cloth number
 DNF Did not finish
 DNT Did not track



Horse/Jockey Name	Don'tdoubthelady
Final Rank	1
Fastest Section Time (Section)	0:04.47 (Overall)
Top Speed [km/h] (Section)	66.9 (600m)
Race State	Finished



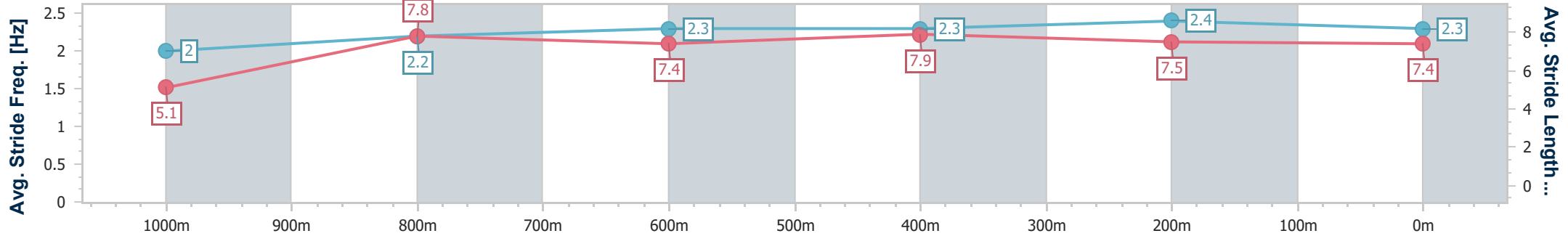
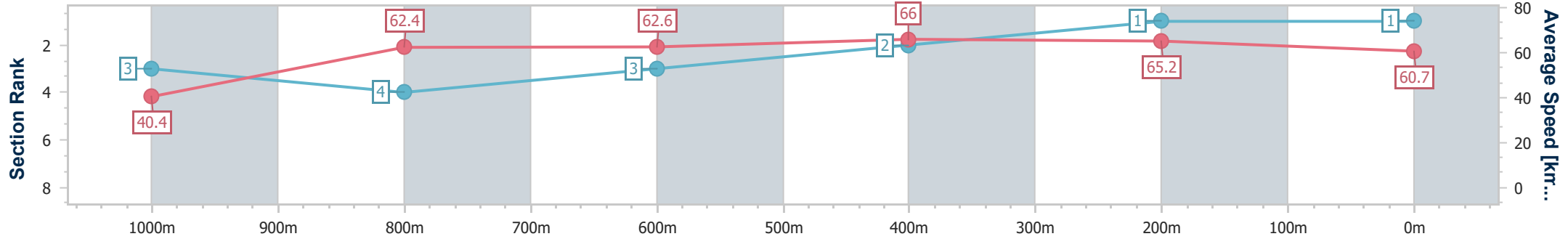
Rockhampton QLD Professional
Race 2: TAB BREEDERS PLATE QTIS 2YO Maiden Plate - 1050m

08 November 2024 - 13:36

Track Rating: Soft 5, Weather: Fine, Rail Position: +2.5m Entire



Section	Overall	1000m	800m	600m	400m	200m
Section Times	1:01.36 [1] (0:04.47)	0:56.89 [3] (0:11.49)	0:45.40 [4] (0:11.56)	0:33.84 [3] (0:10.93)	0:22.91 [2] (0:11.04)	0:11.87 [1] (0:11.87)
Average Speed [km/h]	40.4	62.4	62.6	66.0	65.2	60.7
Top Speed [km/h]	56.3	65.5	64.3	66.9	66.5	63.7
Avg. Dist. to Rail [m]	2.1	0.7	0.9	3.0	3.8	4.4
Avg. Stride Freq. [Hz]	2.0	2.2	2.3	2.3	2.4	2.3
Avg. Stride Length [m]	5.1	7.8	7.4	7.9	7.5	7.4



- [] Ranking at each section and finish
- .-.- No data available at this section
- NA No data available



Horse/Jockey Name	Tinkerbella
Final Rank	2
Fastest Section Time (Section)	0:04.26 (Overall)
Top Speed [km/h] (Section)	66.1 (600m)
Race State	Finished



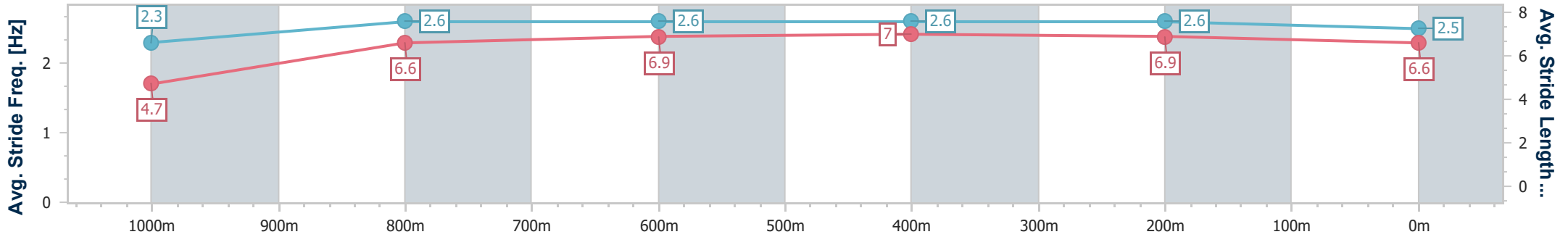
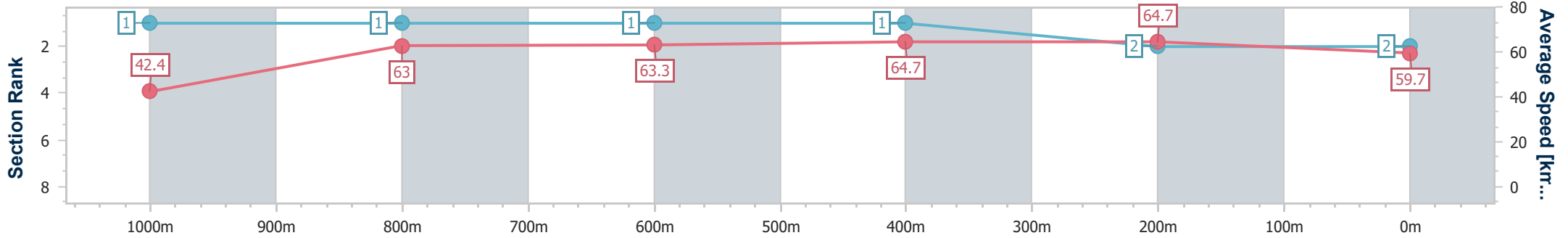
Rockhampton QLD Professional
Race 2: TAB BREEDERS PLATE QTIS 2YO Maiden Plate - 1050m

08 November 2024 - 13:36



Track Rating: Soft 5, Weather: Fine, Rail Position: +2.5m Entire

Section	Overall	1000m	800m	600m	400m	200m
Section Times	1:01.55 [2] (0:04.26)	0:57.29 [1] (0:11.44)	0:45.85 [1] (0:11.52)	0:34.33 [1] (0:11.15)	0:23.18 [1] (0:11.12)	0:12.06 [2] (0:12.06)
Average Speed [km/h]	42.4	63.0	63.3	64.7	64.7	59.7
Top Speed [km/h]	56.4	65.1	65.1	66.1	66.0	62.8
Avg. Dist. to Rail [m]	4.8	0.4	1.7	2.3	1.9	1.6
Avg. Stride Freq. [Hz]	2.3	2.6	2.6	2.6	2.6	2.5
Avg. Stride Length [m]	4.7	6.6	6.9	7.0	6.9	6.6



- [] Ranking at each section and finish
- .-.- No data available at this section
- NA No data available



Horse/Jockey Name	Bolla Bolla Babe
Final Rank	3
Fastest Section Time (Section)	0:04.47 (Overall)
Top Speed [km/h] (Section)	66.6 (400m)
Race State	Finished



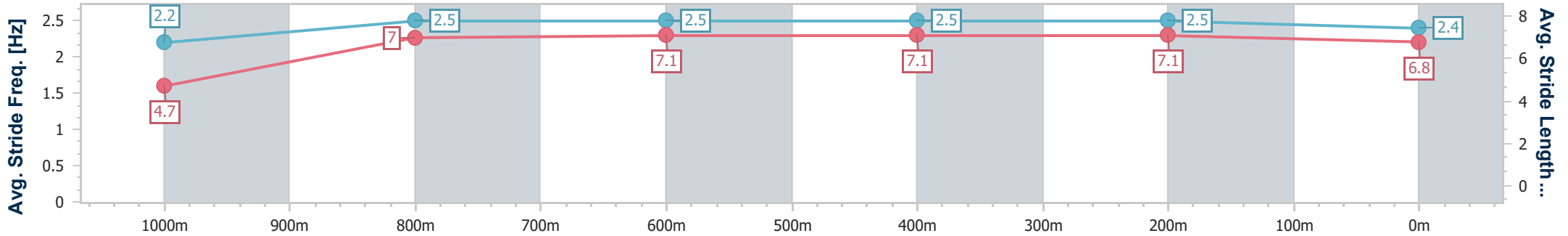
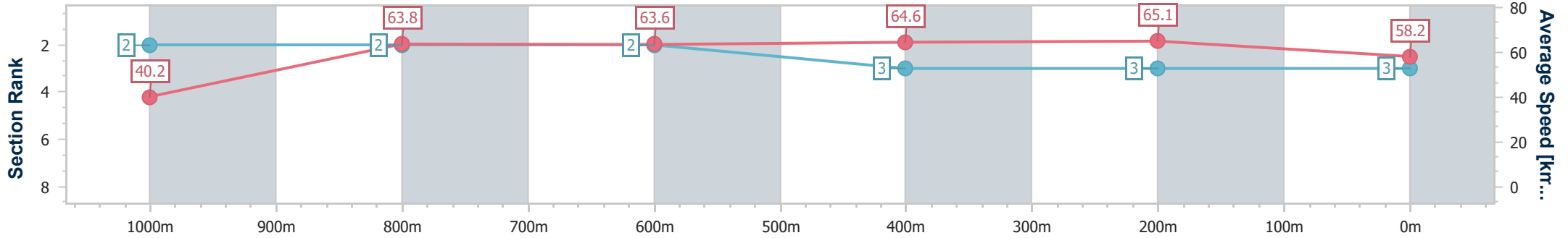
Rockhampton QLD Professional
Race 2: TAB BREEDERS PLATE QTIS 2YO Maiden Plate - 1050m

08 November 2024 - 13:36



Track Rating: Soft 5, Weather: Fine, Rail Position: +2.5m Entire

Section	Overall	1000m	800m	600m	400m	200m
Section Times	1:01.91 [3] (0:04.47)	0:57.44 [2] (0:11.33)	0:46.11 [2] (0:11.49)	0:34.62 [2] (0:11.16)	0:23.46 [3] (0:11.06)	0:12.40 [3] (0:12.40)
Average Speed [km/h]	40.2	63.8	63.6	64.6	65.1	58.2
Top Speed [km/h]	56.8	65.4	64.9	66.3	66.6	62.1
Avg. Dist. to Rail [m]	6.0	0.8	1.8	4.0	3.4	3.5
Avg. Stride Freq. [Hz]	2.2	2.5	2.5	2.5	2.5	2.4
Avg. Stride Length [m]	4.7	7.0	7.1	7.1	7.1	6.8



- [] Ranking at each section and finish
- .-.- No data available at this section
- NA No data available



Horse/Jockey Name	Nosey Neo
Final Rank	4
Fastest Section Time (Section)	0:04.74 (Overall)
Top Speed [km/h] (Section)	66.8 (1000m)
Race State	Finished



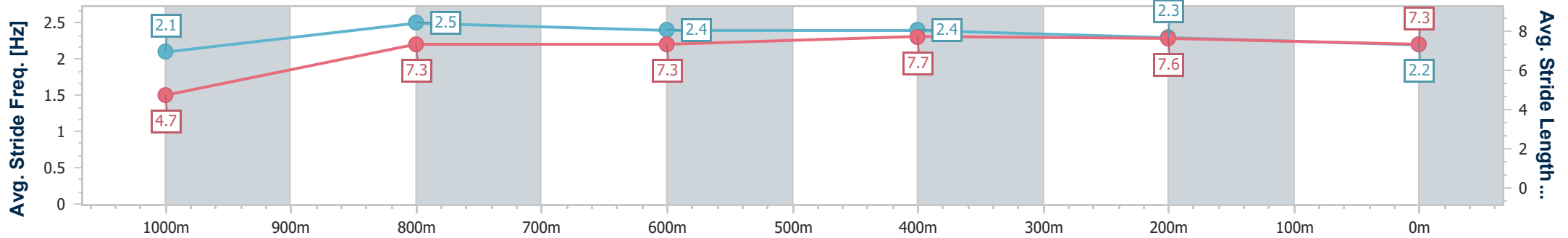
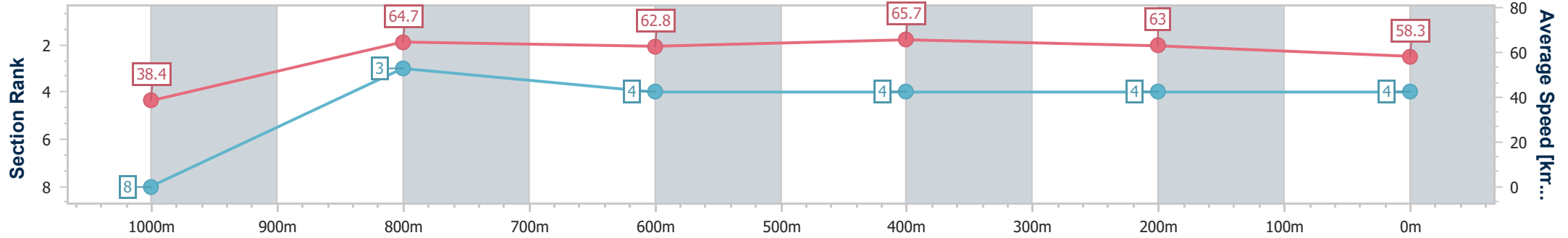
Rockhampton QLD Professional
Race 2: TAB BREEDERS PLATE QTIS 2YO Maiden Plate - 1050m

08 November 2024 - 13:36



Track Rating: Soft 5, Weather: Fine, Rail Position: +2.5m Entire

Section	Overall	1000m	800m	600m	400m	200m
Section Times	1:02.42 [4] (0:04.74)	0:57.68 [8] (0:11.12)	0:46.56 [3] (0:11.79)	0:34.77 [4] (0:11.00)	0:23.77 [4] (0:11.44)	0:12.33 [4] (0:12.33)
Average Speed [km/h]	38.4	64.7	62.8	65.7	63.0	58.3
Top Speed [km/h]	57.9	66.8	63.7	66.5	65.5	61.6
Avg. Dist. to Rail [m]	3.9	0.4	3.3	4.8	5.0	5.0
Avg. Stride Freq. [Hz]	2.1	2.5	2.4	2.4	2.3	2.2
Avg. Stride Length [m]	4.7	7.3	7.3	7.7	7.6	7.3



- [] Ranking at each section and finish
- .-.- No data available at this section
- NA No data available



Horse/Jockey Name	Tarong
Final Rank	5
Fastest Section Time (Section)	0:04.56 (Overall)
Top Speed [km/h] (Section)	66.9 (600m)
Race State	Finished



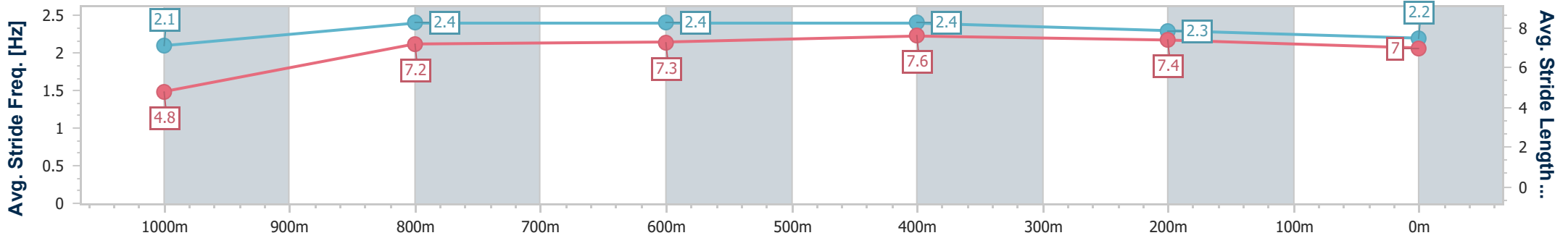
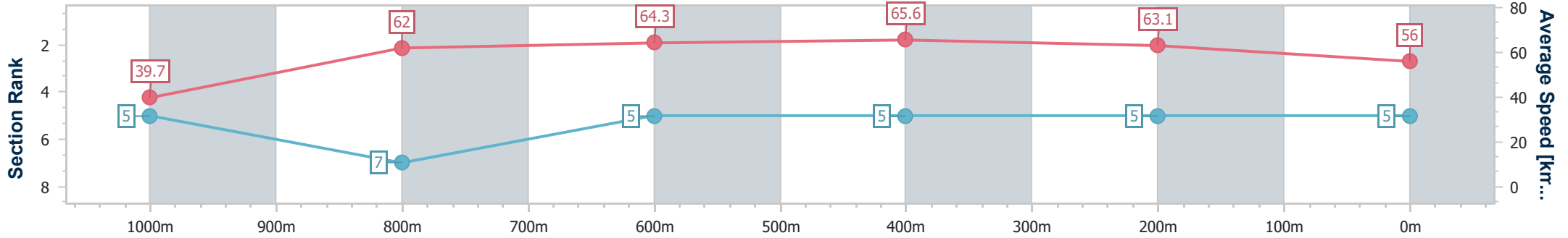
Rockhampton QLD Professional
Race 2: TAB BREEDERS PLATE QTIS 2YO Maiden Plate - 1050m

08 November 2024 - 13:36



Track Rating: Soft 5, Weather: Fine, Rail Position: +2.5m Entire

Section	Overall	1000m	800m	600m	400m	200m
Section Times	1:03.18 [5] (0:04.56)	0:58.62 [5] (0:11.83)	0:46.79 [7] (0:11.51)	0:35.28 [5] (0:10.99)	0:24.29 [5] (0:11.43)	0:12.86 [5] (0:12.86)
Average Speed [km/h]	39.7	62.0	64.3	65.6	63.1	56.0
Top Speed [km/h]	55.7	64.7	64.9	66.9	65.9	60.2
Avg. Dist. to Rail [m]	9.4	4.1	3.3	5.5	6.5	5.5
Avg. Stride Freq. [Hz]	2.1	2.4	2.4	2.4	2.3	2.2
Avg. Stride Length [m]	4.8	7.2	7.3	7.6	7.4	7.0



- [] Ranking at each section and finish
- .-.- No data available at this section
- NA No data available



Horse/Jockey Name	Louis Auguste
Final Rank	6
Fastest Section Time (Section)	0:04.52 (Overall)
Top Speed [km/h] (Section)	66.1 (600m)
Race State	Finished



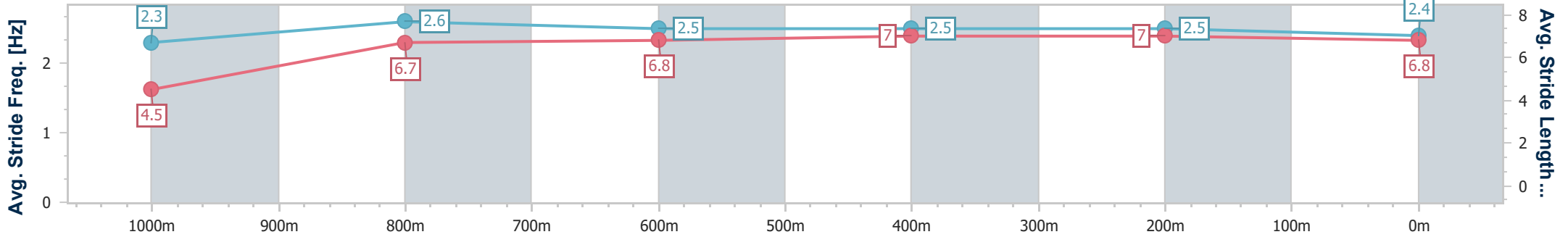
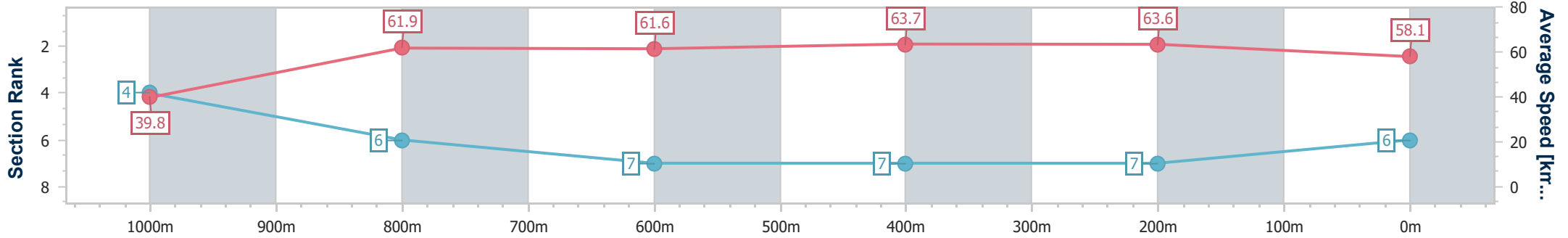
Rockhampton QLD Professional
Race 2: TAB BREEDERS PLATE QTIS 2YO Maiden Plate - 1050m

08 November 2024 - 13:36



Track Rating: Soft 5, Weather: Fine, Rail Position: +2.5m Entire

Section	Overall	1000m	800m	600m	400m	200m
Section Times	1:03.21 [6] (0:04.52)	0:58.69 [4] (0:11.74)	0:46.95 [6] (0:11.91)	0:35.04 [7] (0:11.32)	0:23.72 [7] (0:11.33)	0:12.39 [7] (0:12.39)
Average Speed [km/h]	39.8	61.9	61.6	63.7	63.6	58.1
Top Speed [km/h]	55.3	64.4	62.1	66.1	65.3	61.5
Avg. Dist. to Rail [m]	7.9	2.6	2.1	5.1	6.4	4.1
Avg. Stride Freq. [Hz]	2.3	2.6	2.5	2.5	2.5	2.4
Avg. Stride Length [m]	4.5	6.7	6.8	7.0	7.0	6.8



- [] Ranking at each section and finish
- .-.- No data available at this section
- NA No data available



Horse/Jockey Name	Heroic Talent
Final Rank	7
Fastest Section Time (Section)	0:04.62 (Overall)
Top Speed [km/h] (Section)	66.7 (600m)
Race State	Finished



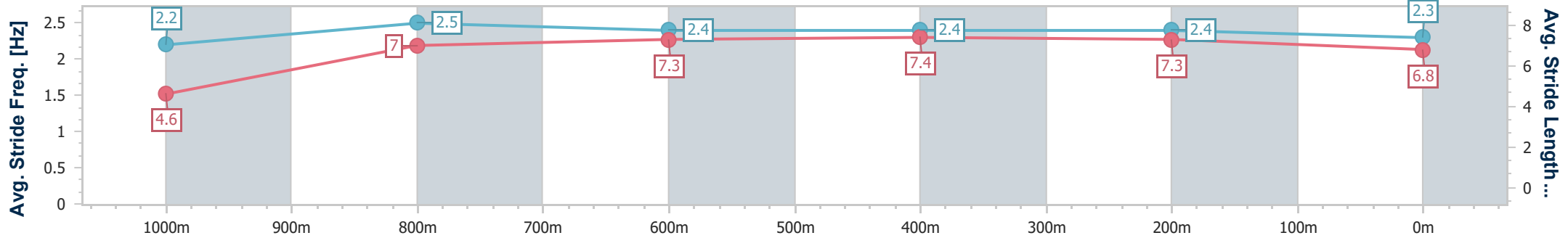
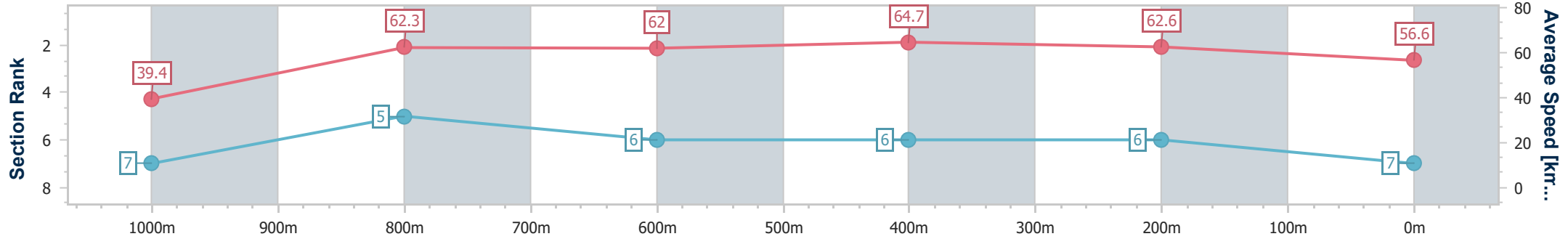
Rockhampton QLD Professional
Race 2: TAB BREEDERS PLATE QTIS 2YO Maiden Plate - 1050m



08 November 2024 - 13:36

Track Rating: Soft 5, Weather: Fine, Rail Position: +2.5m Entire

Section	Overall	1000m	800m	600m	400m	200m
Section Times	1:03.36 [7] (0:04.62)	0:58.74 [7] (0:11.53)	0:47.21 [5] (0:11.82)	0:35.39 [6] (0:11.15)	0:24.24 [6] (0:11.52)	0:12.72 [6] (0:12.72)
Average Speed [km/h]	39.4	62.3	62.0	64.7	62.6	56.6
Top Speed [km/h]	57.3	64.1	64.7	66.7	65.4	60.2
Avg. Dist. to Rail [m]	3.5	0.5	2.1	2.1	2.5	2.2
Avg. Stride Freq. [Hz]	2.2	2.5	2.4	2.4	2.4	2.3
Avg. Stride Length [m]	4.6	7.0	7.3	7.4	7.3	6.8



- [] Ranking at each section and finish
- .-.- No data available at this section
- NA No data available



Horse/Jockey Name	Who Asked Zou
Final Rank	8
Fastest Section Time (Section)	0:04.60 (Overall)
Top Speed [km/h] (Section)	62.5 (1000m)
Race State	Finished



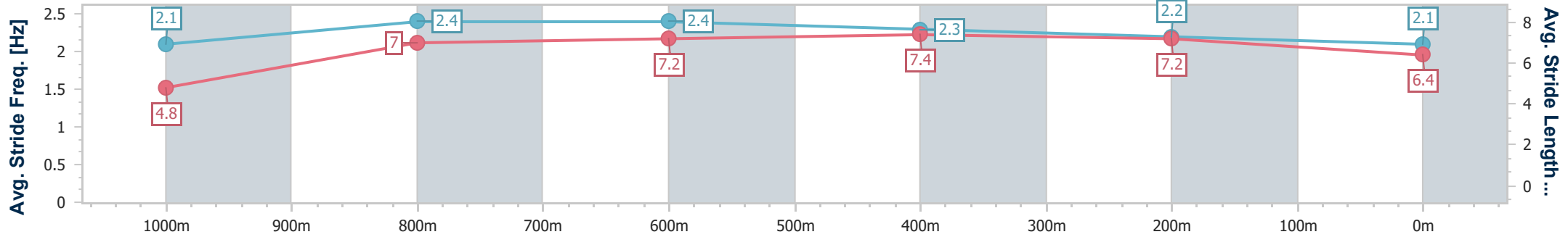
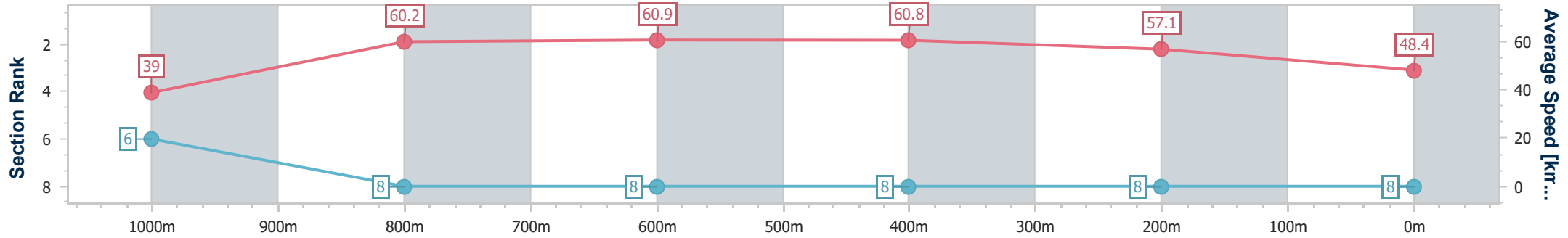
Rockhampton QLD Professional
Race 2: TAB BREEDERS PLATE QTIS 2YO Maiden Plate - 1050m

08 November 2024 - 13:36



Track Rating: Soft 5, Weather: Fine, Rail Position: +2.5m Entire

Section	Overall	1000m	800m	600m	400m	200m
Section Times	1:07.99 [8] (0:04.60)	1:03.39 [6] (0:12.03)	0:51.36 [8] (0:12.01)	0:39.35 [8] (0:11.88)	0:27.47 [8] (0:12.58)	0:14.89 [8] (0:14.89)
Average Speed [km/h]	39.0	60.2	60.9	60.8	57.1	48.4
Top Speed [km/h]	55.5	62.5	62.3	61.3	60.4	53.8
Avg. Dist. to Rail [m]	7.8	1.8	2.0	3.2	3.4	2.9
Avg. Stride Freq. [Hz]	2.1	2.4	2.4	2.3	2.2	2.1
Avg. Stride Length [m]	4.8	7.0	7.2	7.4	7.2	6.4



- [] Ranking at each section and finish
- .-.- No data available at this section
- NA No data available