



Rockhampton QLD Professional

Race 1: Great Northern Maiden Handicap - 1300m

08 November 2024 - 12:57



Track Rating: Soft 5, Weather: Fine, Rail Position: +2.5m Entire

Section		Overall	1200m	1000m	800m	600m	400m	Last 600m				
Field Times		1:17.70 (0:07.65)	1:10.05 (0:11.04)	0:59.01 (0:11.44)	0:47.57 (0:12.05)	0:35.52 (0:11.50)	0:24.02 (0:11.55)	0:35.52				
Rank	TAB Horse/Jockey	Barrier	Top Speed [km/h]	Fastest Section	Distance Travelled [m]							
1	10 SHEKINAH Sean Cormack	6	66.4 1200m	0:07.80 Overall	1:17.70 [1] (0:07.80)	1:09.90 [4] (0:11.13)	0:58.77 [3] (0:11.41)	0:47.36 [2] (0:12.11)	0:35.25 [2] (0:11.43)	0:23.82 [2] (0:11.44)	0:35.25	
2	1 ONE PERCENT Ryan Wiggins	5	67.8 1200m	0:07.74 Overall	1:17.71 [2] (0:07.74)	1:09.97 [2] (0:10.95)	0:59.02 [1] (0:11.44)	0:47.58 [1] (0:12.05)	0:35.53 [1] (0:11.50)	0:24.03 [1] (0:11.55)	0:35.53	-5
3	5 PEAKING TOM Warwick Satherley	7	65.8 1000m	0:07.83 Overall	1:17.71 [3] (0:07.83)	1:09.88 [5] (0:11.39)	0:58.49 [5] (0:11.43)	0:47.06 [4] (0:12.06)	0:35.00 [4] (0:11.36)	0:23.64 [3] (0:11.47)	0:35.00	-4
4	6 RUN FREDA RUN Tasha Chambers	8	66.4 1000m	0:07.75 Overall	1:18.06 [4] (0:07.75)	1:10.31 [3] (0:11.58)	0:58.73 [6] (0:11.58)	0:47.15 [7] (0:12.05)	0:35.10 [7] (0:11.29)	0:23.81 [6] (0:11.43)	0:35.10	-6
5	2 ICONIC PRINCE Justin Stanley	3	64.7 1000m	0:08.09 Overall	1:18.35 [5] (0:08.09)	1:10.26 [8] (0:11.58)	0:58.68 [8] (0:11.49)	0:47.19 [8] (0:12.03)	0:35.16 [8] (0:11.32)	0:23.84 [8] (0:11.48)	0:35.16	-6
6	9 POPPY'S PRIDE Cejay Graham	1	65.4 1200m	0:07.65 Overall	1:18.39 [6] (0:07.65)	1:10.74 [1] (0:11.10)	0:59.64 [2] (0:11.63)	0:48.01 [3] (0:12.26)	0:35.75 [3] (0:11.49)	0:24.26 [4] (0:11.64)	0:35.75	-2
7	7 HANK THE HUSTLER Hannah Richardson	9	66.4 1000m	0:07.98 Overall	1:18.48 [7] (0:07.98)	1:10.50 [6] (0:11.58)	0:58.92 [7] (0:11.32)	0:47.60 [6] (0:12.03)	0:35.57 [6] (0:11.22)	0:24.35 [5] (0:11.65)	0:35.57	+3
8	12 MY PEPPERJACK Adam Spinks	2	66.4 1200m	0:07.98 Overall	1:18.49 [8] (0:07.98)	1:10.51 [7] (0:11.05)	0:59.46 [4] (0:11.64)	0:47.82 [5] (0:12.21)	0:35.61 [5] (0:11.54)	0:24.07 [7] (0:11.65)	0:35.61	-6
9	4 NGAHLI Olivia Kendal	10	64.9 600m	0:08.14 Overall	1:18.83 [9] (0:08.14)	1:10.69 [9] (0:11.64)	0:59.05 [9] (0:11.75)	0:47.30 [9] (0:12.17)	0:35.13 [9] (0:11.34)	0:23.79 [9] (0:11.53)	0:35.13	-3

Scratched: Just Like Rosie (#11), Frodash (#3), Just Bingo (#8)

[] Ranking at each section and finish
 -:-:- No data available at this section
 NA No data available

SCN Saddle cloth number
 DNF Did not finish
 DNT Did not track



Rockhampton QLD Professional

Race 1: Great Northern Maiden Handicap - 1300m

08 November 2024 - 12:57



Track Rating: Soft 5, Weather: Fine, Rail Position: +2.5m Entire

Section				200m				Last 600m	
Field Times				0:12.47				0:35.52	
				(0:12.47)					
Rank	TAB	Horse/Jockey	Barrier	Top Speed [km/h]	Fastest Section	Margin			Distance Travelled [m]
1	10	SHEKINAH Sean Cormack	6	66.4 1200m	0:07.80 Overall	0:12.38 [2] (0:12.38)	1:17.70		0:35.25
2	1	ONE PERCENT Ryan Wiggins	5	67.8 1200m	0:07.74 Overall	0:12.48 [1] (0:12.48)	0.09L		0:35.53 -5
3	5	PEAKING TOM Warwick Satherley	7	65.8 1000m	0:07.83 Overall	0:12.17 [3] (0:12.17)	0.1L		0:35.00 -4
4	6	RUN FREDA RUN Tasha Chambers	8	66.4 1000m	0:07.75 Overall	0:12.38 [4] (0:12.38)	2.14L		0:35.10 -6
5	2	ICONIC PRINCE Justin Stanley	3	64.7 1000m	0:08.09 Overall	0:12.36 [7] (0:12.36)	3.82L		0:35.16 -6
6	9	POPPY'S PRIDE Cejay Graham	1	65.4 1200m	0:07.65 Overall	0:12.62 [5] (0:12.62)	4.07L		0:35.75 -2
7	7	HANK THE HUSTLER Hannah Richardson	9	66.4 1000m	0:07.98 Overall	0:12.70 [6] (0:12.70)	4.61L		0:35.57 +3
8	12	MY PEPPERJACK Adam Spinks	2	66.4 1200m	0:07.98 Overall	0:12.42 [8] (0:12.42)	4.67L		0:35.61 -6
9	4	NGAHLI Olivia Kendal	10	64.9 600m	0:08.14 Overall	0:12.26 [9] (0:12.26)	6.67L		0:35.13 -3

Scratched: Just Like Rosie (#11), Frodash (#3), Just Bingo (#8)

[] Ranking at each section and finish
 -:-:- No data available at this section
 NA No data available

SCN Saddle cloth number
 DNF Did not finish
 DNT Did not track



Horse/Jockey Name	Shekinah
Final Rank	1
Fastest Section Time (Section)	0:07.80 (Overall)
Top Speed [km/h] (Section)	66.4 (1200m)
Race State	Finished



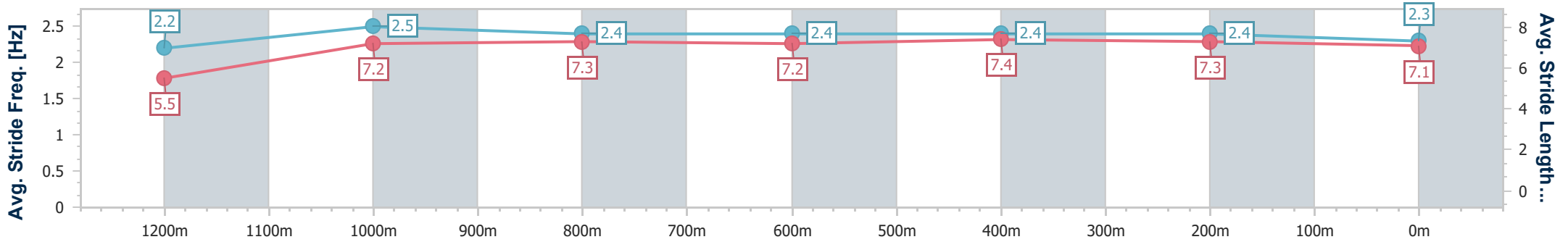
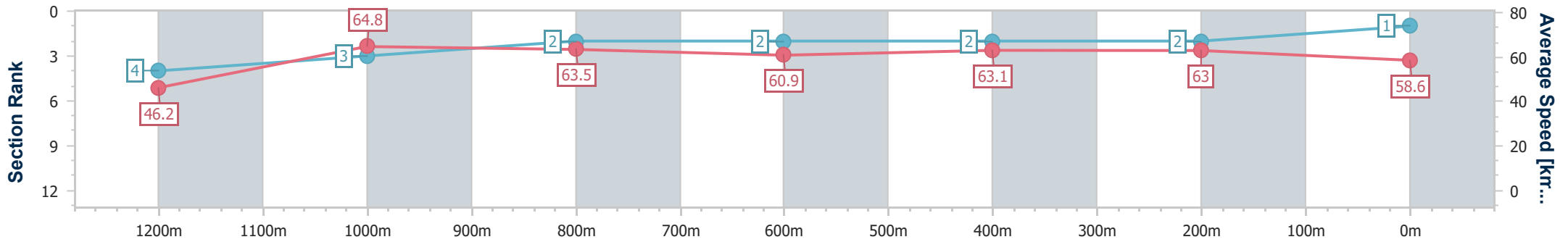
Rockhampton QLD Professional
Race 1: Great Northern Maiden Handicap - 1300m

08 November 2024 - 12:57

Track Rating: Soft 5, Weather: Fine, Rail Position: +2.5m Entire



Section	Overall	1200m	1000m	800m	600m	400m	200m
Section Times	1:17.70 [1] (0:07.80)	1:09.90 [4] (0:11.13)	0:58.77 [3] (0:11.41)	0:47.36 [2] (0:12.11)	0:35.25 [2] (0:11.43)	0:23.82 [2] (0:11.44)	0:12.38 [2] (0:12.38)
Average Speed [km/h]	46.2	64.8	63.5	60.9	63.1	63.0	58.6
Top Speed [km/h]	61.0	66.4	66.4	62.6	64.7	65.1	61.0
Avg. Dist. to Rail [m]	3.9	0.5	0.9	3.0	3.2	3.6	3.7
Avg. Stride Freq. [Hz]	2.2	2.5	2.4	2.4	2.4	2.4	2.3
Avg. Stride Length [m]	5.5	7.2	7.3	7.2	7.4	7.3	7.1



- [] Ranking at each section and finish
- .-.-.- No data available at this section
- NA No data available



Horse/Jockey Name	One Percent
Final Rank	2
Fastest Section Time (Section)	0:07.74 (Overall)
Top Speed [km/h] (Section)	67.8 (1200m)
Race State	Finished



Rockhampton QLD Professional

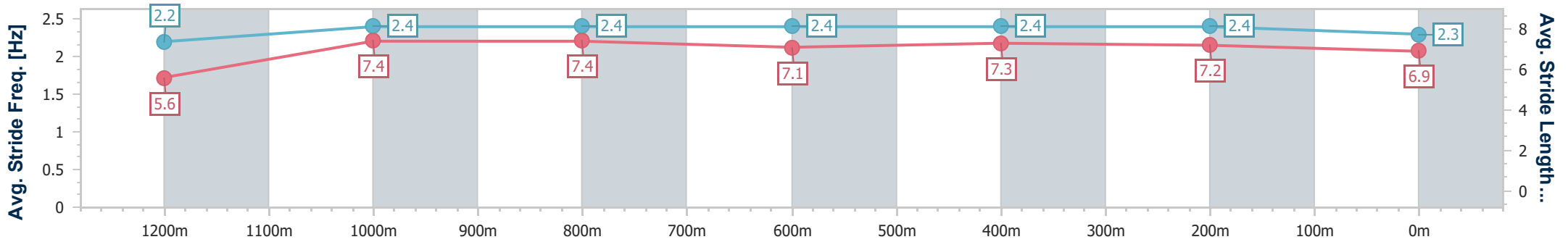
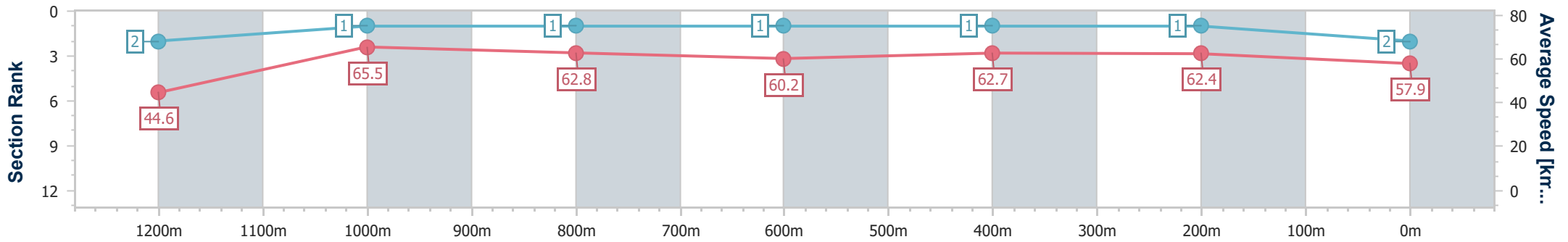
Race 1: Great Northern Maiden Handicap - 1300m

08 November 2024 - 12:57

Track Rating: Soft 5, Weather: Fine, Rail Position: +2.5m Entire



Section	Overall	1200m	1000m	800m	600m	400m	200m
Section Times	1:17.71 [2] (0:07.74)	1:09.97 [2] (0:10.95)	0:59.02 [1] (0:11.44)	0:47.58 [1] (0:12.05)	0:35.53 [1] (0:11.50)	0:24.03 [1] (0:11.55)	0:12.48 [1] (0:12.48)
Average Speed [km/h]	44.6	65.5	62.8	60.2	62.7	62.4	57.9
Top Speed [km/h]	59.4	67.8	67.2	61.9	64.4	64.9	62.5
Avg. Dist. to Rail [m]	2.4	0.6	0.6	0.6	0.9	1.3	2.3
Avg. Stride Freq. [Hz]	2.2	2.4	2.4	2.4	2.4	2.4	2.3
Avg. Stride Length [m]	5.6	7.4	7.4	7.1	7.3	7.2	6.9



- [] Ranking at each section and finish
- .-.- No data available at this section
- NA No data available



Horse/Jockey Name	Peaking Tom
Final Rank	3
Fastest Section Time (Section)	0:07.83 (Overall)
Top Speed [km/h] (Section)	65.8 (1000m)
Race State	Finished



Rockhampton QLD Professional

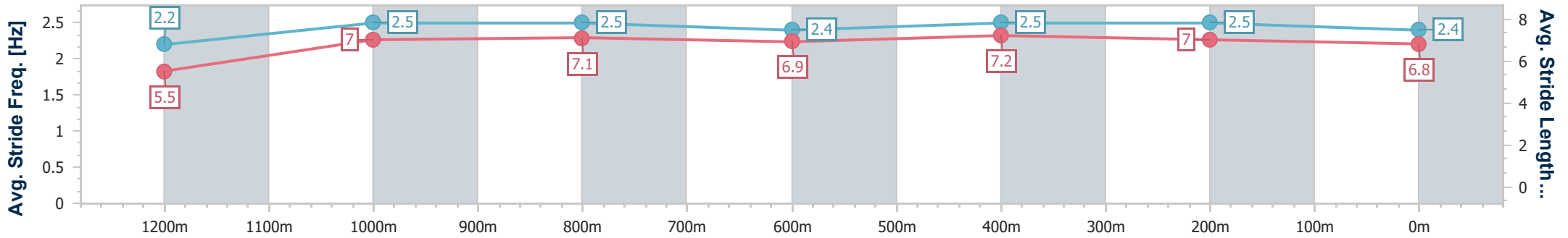
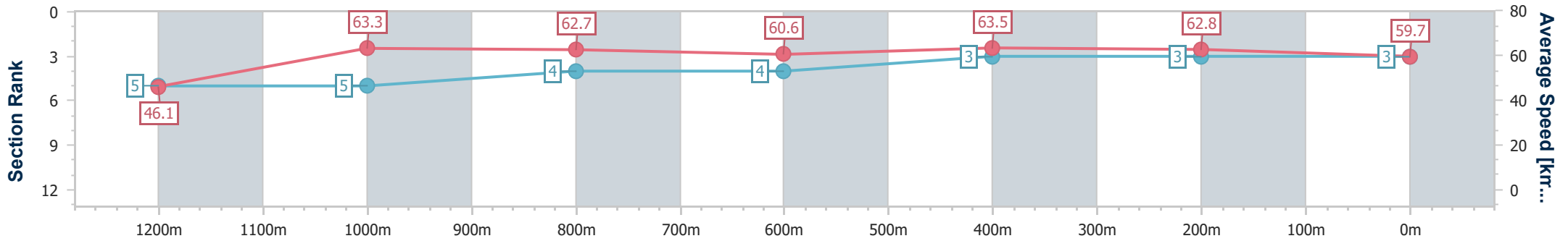
Race 1: Great Northern Maiden Handicap - 1300m

08 November 2024 - 12:57

Track Rating: Soft 5, Weather: Fine, Rail Position: +2.5m Entire



Section	Overall	1200m	1000m	800m	600m	400m	200m
Section Times	1:17.71 [3] (0:07.83)	1:09.88 [5] (0:11.39)	0:58.49 [5] (0:11.43)	0:47.06 [4] (0:12.06)	0:35.00 [4] (0:11.36)	0:23.64 [3] (0:11.47)	0:12.17 [3] (0:12.17)
Average Speed [km/h]	46.1	63.3	62.7	60.6	63.5	62.8	59.7
Top Speed [km/h]	60.3	65.5	65.8	62.2	64.9	64.8	61.1
Avg. Dist. to Rail [m]	3.7	0.6	0.4	1.8	3.1	4.9	5.3
Avg. Stride Freq. [Hz]	2.2	2.5	2.5	2.4	2.5	2.5	2.4
Avg. Stride Length [m]	5.5	7.0	7.1	6.9	7.2	7.0	6.8



- [] Ranking at each section and finish
- .-.- No data available at this section
- NA No data available



Horse/Jockey Name	Run Freda Run
Final Rank	4
Fastest Section Time (Section)	0:07.75 (Overall)
Top Speed [km/h] (Section)	66.4 (1000m)
Race State	Finished



Rockhampton QLD Professional

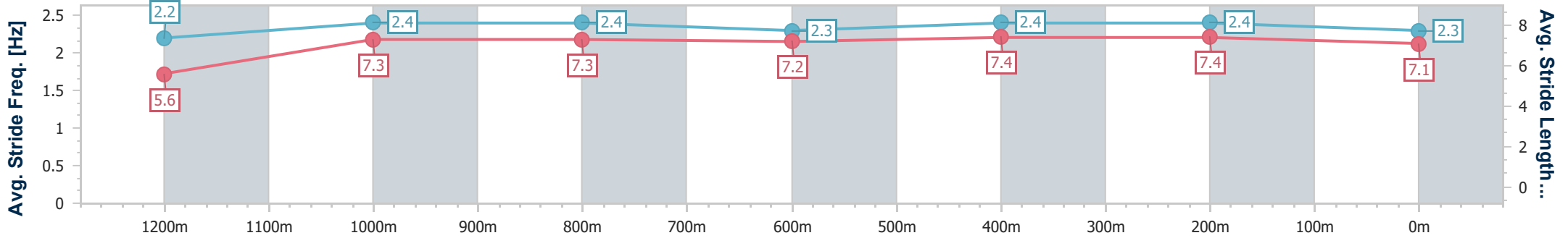
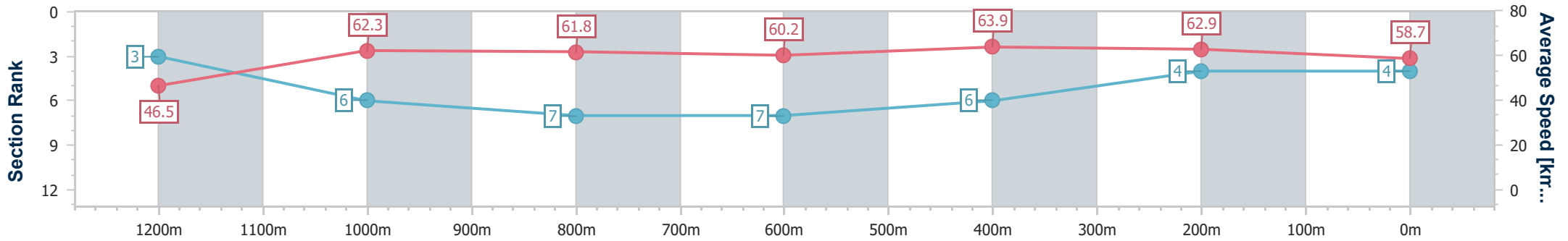
Race 1: Great Northern Maiden Handicap - 1300m

08 November 2024 - 12:57

Track Rating: Soft 5, Weather: Fine, Rail Position: +2.5m Entire



Section	Overall	1200m	1000m	800m	600m	400m	200m
Section Times	1:18.06 [4] (0:07.75)	1:10.31 [3] (0:11.58)	0:58.73 [6] (0:11.58)	0:47.15 [7] (0:12.05)	0:35.10 [7] (0:11.29)	0:23.81 [6] (0:11.43)	0:12.38 [4]
Average Speed [km/h]	46.5	62.3	61.8	60.2	63.9	62.9	58.7
Top Speed [km/h]	60.9	64.4	66.4	62.0	65.0	65.1	61.2
Avg. Dist. to Rail [m]	5.0	1.3	0.9	0.9	2.7	3.7	3.9
Avg. Stride Freq. [Hz]	2.2	2.4	2.4	2.3	2.4	2.4	2.3
Avg. Stride Length [m]	5.6	7.3	7.3	7.2	7.4	7.4	7.1



- [] Ranking at each section and finish
- .-.- No data available at this section
- NA No data available



Horse/Jockey Name	Iconic Prince
Final Rank	5
Fastest Section Time (Section)	0:08.09 (Overall)
Top Speed [km/h] (Section)	64.7 (1000m)
Race State	Finished



Rockhampton QLD Professional

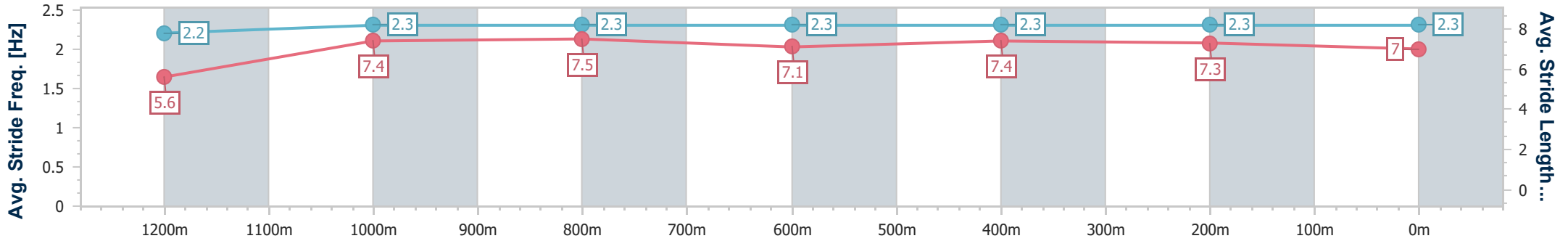
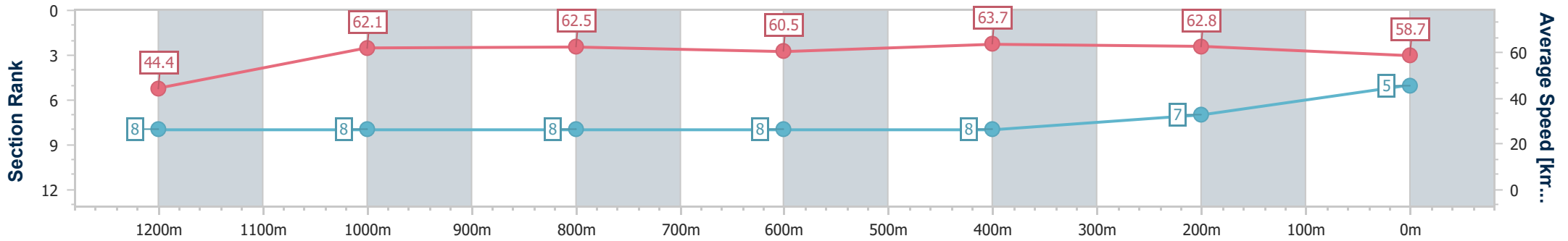
Race 1: Great Northern Maiden Handicap - 1300m

08 November 2024 - 12:57

Track Rating: Soft 5, Weather: Fine, Rail Position: +2.5m Entire



Section	Overall	1200m	1000m	800m	600m	400m	200m
Section Times	1:18.35 [5] (0:08.09)	1:10.26 [8] (0:11.58)	0:58.68 [8] (0:11.49)	0:47.19 [8] (0:12.03)	0:35.16 [8] (0:11.32)	0:23.84 [8] (0:11.48)	0:12.36 [7]
Average Speed [km/h]	44.4	62.1	62.5	60.5	63.7	62.8	58.7
Top Speed [km/h]	59.7	63.6	64.7	62.0	64.5	64.2	60.7
Avg. Dist. to Rail [m]	1.5	0.9	0.8	1.5	3.7	3.9	5.2
Avg. Stride Freq. [Hz]	2.2	2.3	2.3	2.3	2.3	2.3	2.3
Avg. Stride Length [m]	5.6	7.4	7.5	7.1	7.4	7.3	7.0



- [] Ranking at each section and finish
- .-.- No data available at this section
- NA No data available



Horse/Jockey Name	Poppy's Pride
Final Rank	6
Fastest Section Time (Section)	0:07.65 (Overall)
Top Speed [km/h] (Section)	65.4 (1200m)
Race State	Finished



Rockhampton QLD Professional

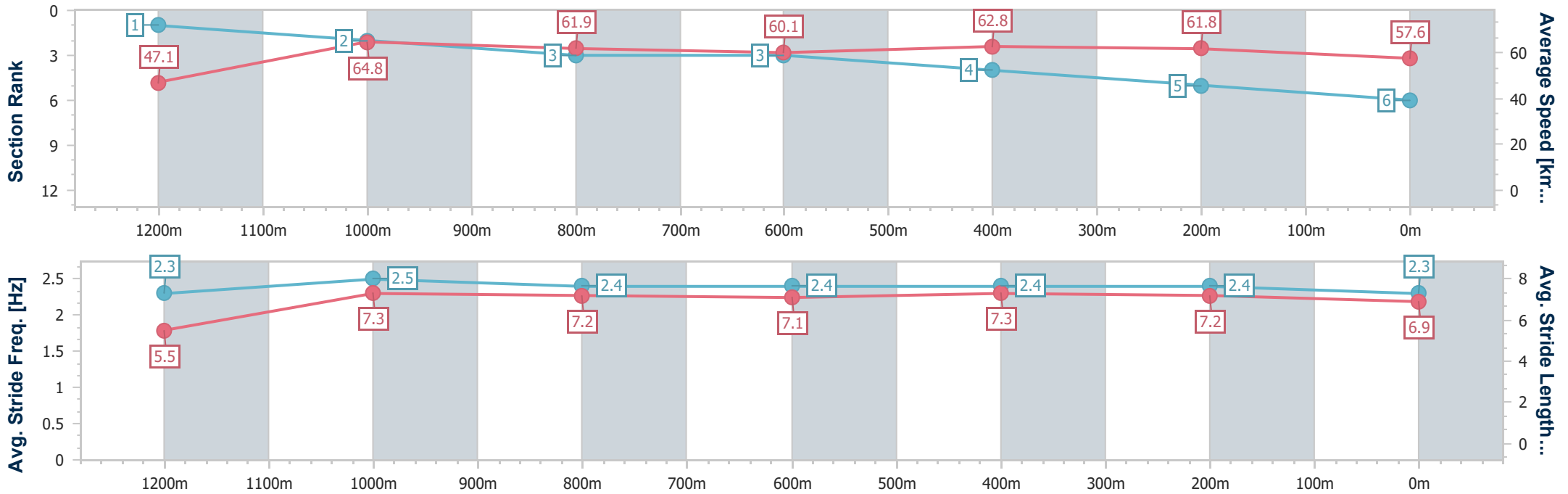
Race 1: Great Northern Maiden Handicap - 1300m

08 November 2024 - 12:57

Track Rating: Soft 5, Weather: Fine, Rail Position: +2.5m Entire



Section	Overall	1200m	1000m	800m	600m	400m	200m
Section Times	1:18.39 [6] (0:07.65)	1:10.74 [1] (0:11.10)	0:59.64 [2] (0:11.63)	0:48.01 [3] (0:12.26)	0:35.75 [3] (0:11.49)	0:24.26 [4] (0:11.64)	0:12.62 [5] (0:12.62)
Average Speed [km/h]	47.1	64.8	61.9	60.1	62.8	61.8	57.6
Top Speed [km/h]	63.1	65.4	64.1	61.1	63.8	63.1	60.2
Avg. Dist. to Rail [m]	1.2	1.2	0.9	2.8	3.6	3.3	3.2
Avg. Stride Freq. [Hz]	2.3	2.5	2.4	2.4	2.4	2.4	2.3
Avg. Stride Length [m]	5.5	7.3	7.2	7.1	7.3	7.2	6.9



- [] Ranking at each section and finish
- .-.- No data available at this section
- NA No data available



Horse/Jockey Name	Hank The Hustler
Final Rank	7
Fastest Section Time (Section)	0:07.98 (Overall)
Top Speed [km/h] (Section)	66.4 (1000m)
Race State	Finished



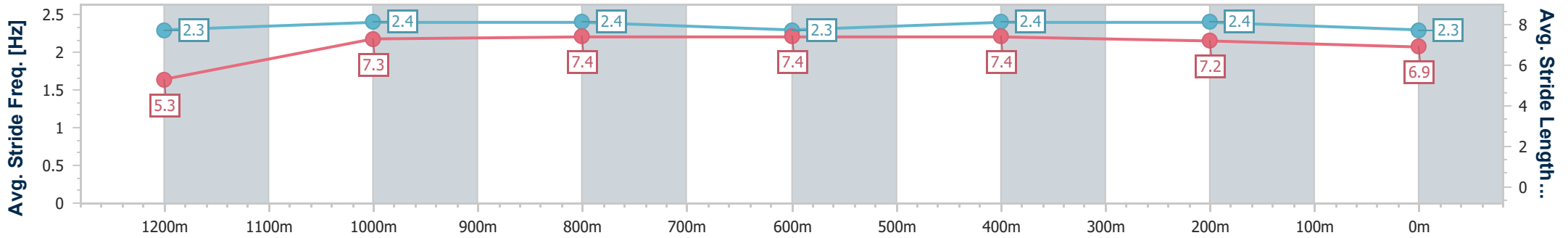
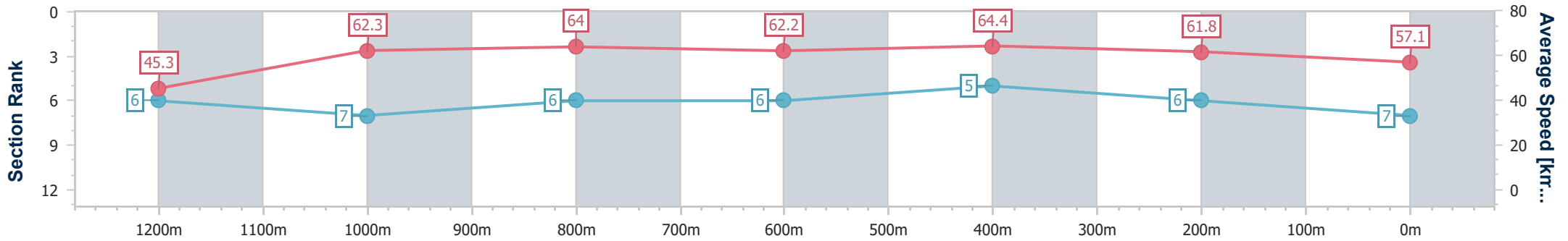
Rockhampton QLD Professional
Race 1: Great Northern Maiden Handicap - 1300m

08 November 2024 - 12:57

Track Rating: Soft 5, Weather: Fine, Rail Position: +2.5m Entire



Section	Overall	1200m	1000m	800m	600m	400m	200m
Section Times	1:18.48 [7] (0:07.98)	1:10.50 [6] (0:11.58)	0:58.92 [7] (0:11.32)	0:47.60 [6] (0:12.03)	0:35.57 [6] (0:11.22)	0:24.35 [5] (0:11.65)	0:12.70 [6] (0:12.70)
Average Speed [km/h]	45.3	62.3	64.0	62.2	64.4	61.8	57.1
Top Speed [km/h]	60.8	64.1	66.4	64.2	65.7	65.3	59.3
Avg. Dist. to Rail [m]	5.5	1.1	1.0	4.6	5.9	7.1	8.1
Avg. Stride Freq. [Hz]	2.3	2.4	2.4	2.3	2.4	2.4	2.3
Avg. Stride Length [m]	5.3	7.3	7.4	7.4	7.4	7.2	6.9



- [] Ranking at each section and finish
- .-.- No data available at this section
- NA No data available



Horse/Jockey Name	My Pepperjack
Final Rank	8
Fastest Section Time (Section)	0:07.98 (Overall)
Top Speed [km/h] (Section)	66.4 (1200m)
Race State	Finished



Rockhampton QLD Professional

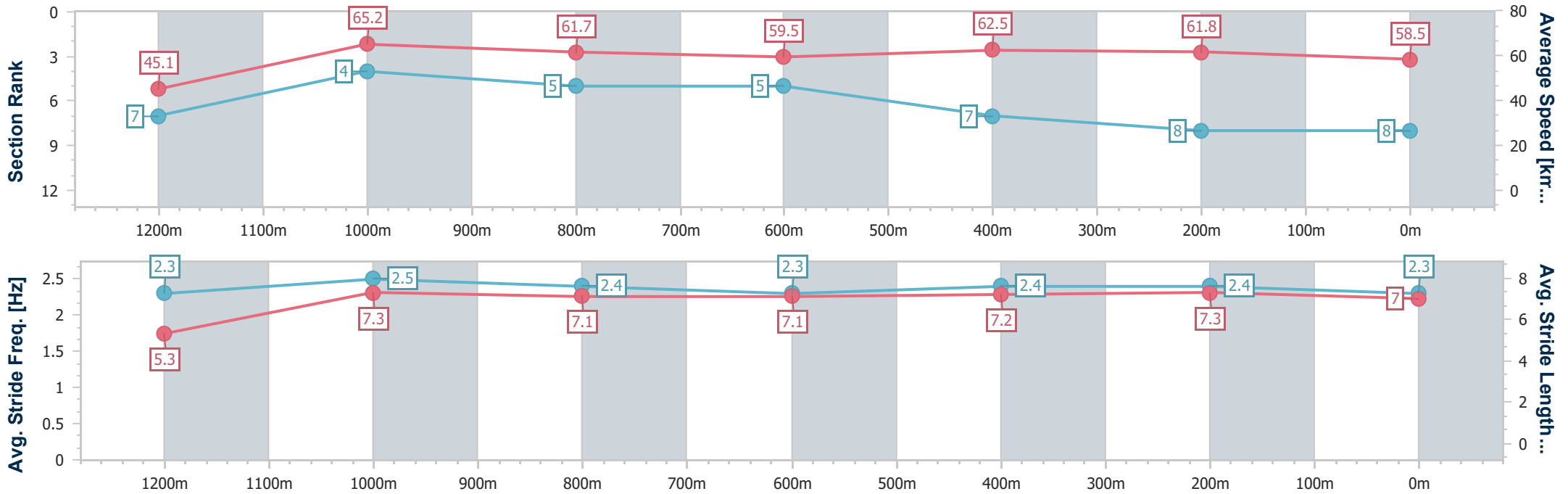
Race 1: Great Northern Maiden Handicap - 1300m

08 November 2024 - 12:57

Track Rating: Soft 5, Weather: Fine, Rail Position: +2.5m Entire



Section	Overall	1200m	1000m	800m	600m	400m	200m
Section Times	1:18.49 [8] (0:07.98)	1:10.51 [7] (0:11.05)	0:59.46 [4] (0:11.64)	0:47.82 [5] (0:12.21)	0:35.61 [5] (0:11.54)	0:24.07 [7] (0:11.65)	0:12.42 [8] (0:12.42)
Average Speed [km/h]	45.1	65.2	61.7	59.5	62.5	61.8	58.5
Top Speed [km/h]	62.8	66.4	65.9	61.0	63.3	63.6	60.0
Avg. Dist. to Rail [m]	1.5	0.6	0.3	1.1	2.5	2.8	3.6
Avg. Stride Freq. [Hz]	2.3	2.5	2.4	2.3	2.4	2.4	2.3
Avg. Stride Length [m]	5.3	7.3	7.1	7.1	7.2	7.3	7.0



- [] Ranking at each section and finish
- .-.- No data available at this section
- NA No data available



Horse/Jockey Name	Ngahli
Final Rank	9
Fastest Section Time (Section)	0:08.14 (Overall)
Top Speed [km/h] (Section)	64.9 (600m)
Race State	Finished



Rockhampton QLD Professional

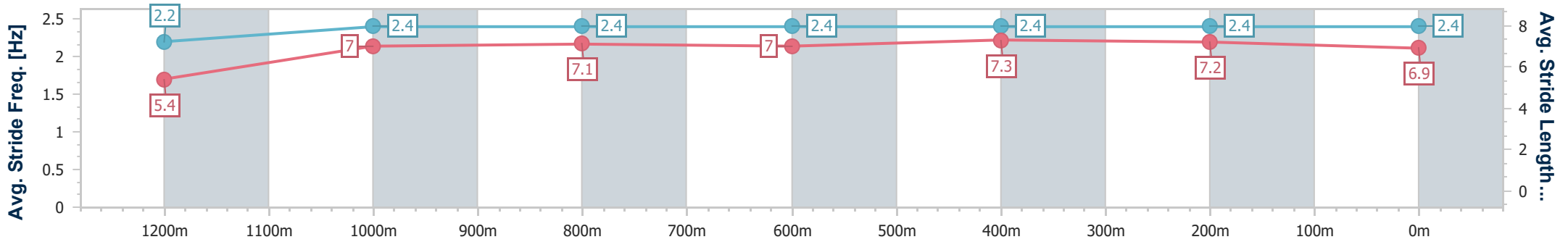
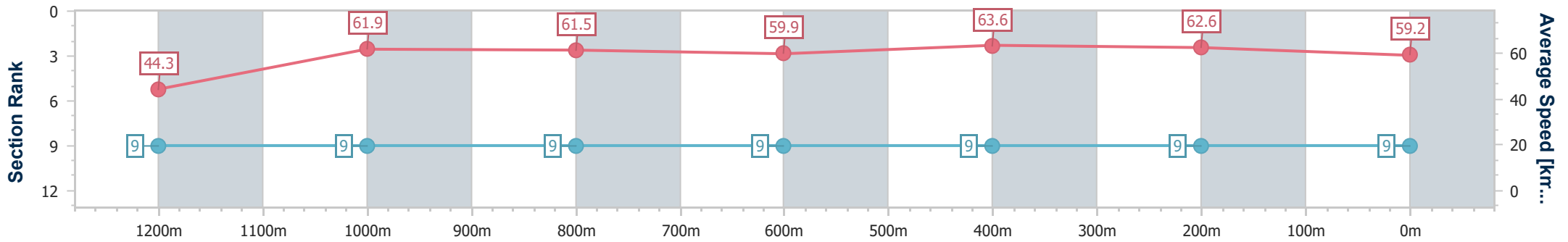
Race 1: Great Northern Maiden Handicap - 1300m

08 November 2024 - 12:57

Track Rating: Soft 5, Weather: Fine, Rail Position: +2.5m Entire



Section	Overall	1200m	1000m	800m	600m	400m	200m
Section Times	1:18.83 [9] (0:08.14)	1:10.69 [9] (0:11.64)	0:59.05 [9] (0:11.75)	0:47.30 [9] (0:12.17)	0:35.13 [9] (0:11.34)	0:23.79 [9] (0:11.53)	0:12.26 [9] (0:12.26)
Average Speed [km/h]	44.3	61.9	61.5	59.9	63.6	62.6	59.2
Top Speed [km/h]	56.6	63.8	63.1	61.3	64.9	64.4	61.1
Avg. Dist. to Rail [m]	7.5	1.3	0.7	1.6	1.6	1.5	0.9
Avg. Stride Freq. [Hz]	2.2	2.4	2.4	2.4	2.4	2.4	2.4
Avg. Stride Length [m]	5.4	7.0	7.1	7.0	7.3	7.2	6.9



- [] Ranking at each section and finish
- .-.- No data available at this section
- NA No data available



Rockhampton QLD Professional

Race 2: TAB BREEDERS PLATE QTIS 2YO Maiden Plate - 1050m

08 November 2024 - 13:36



Track Rating: Soft 5, Weather: Fine, Rail Position: +2.5m Entire

Section		Overall	1000m	800m	600m	400m	200m	Last 600m				
Field Times		1:01.36 (0:04.26)	0:57.10 (0:11.44)	0:45.66 (0:11.52)	0:34.14 (0:11.15)	0:22.99 (0:11.12)	0:11.87 (0:11.87)	0:34.14				
Rank	TAB Horse/Jockey	Barrier	Top Speed [km/h]	Fastest Section	Overall	1000m	800m	600m	400m	200m	Margin	Distance Travelled [m]
1	7 DON'TDOUBTHELADY Justin Stanley	1	66.9 600m	0:04.47 Overall	1:01.36 [1] (0:04.47)	0:56.89 [3] (0:11.49)	0:45.40 [4] (0:11.56)	0:33.84 [3] (0:10.93)	0:22.91 [2] (0:11.04)	0:11.87 [1] (0:11.87)	1:01.36	0:33.84
2	8 TINKERBELLA Hannah Richardson	4	66.1 600m	0:04.26 Overall	1:01.55 [2] (0:04.26)	0:57.29 [1] (0:11.44)	0:45.85 [1] (0:11.52)	0:34.33 [1] (0:11.15)	0:23.18 [1] (0:11.12)	0:12.06 [2] (0:12.06)	1.1L	0:34.33 +2
3	6 BOLLA BOLLA BABE Cejay Graham	5	66.6 400m	0:04.47 Overall	1:01.91 [3] (0:04.47)	0:57.44 [2] (0:11.33)	0:46.11 [2] (0:11.49)	0:34.62 [2] (0:11.16)	0:23.46 [3] (0:11.06)	0:12.40 [3] (0:12.40)	3.25L	0:34.62 +3
4	3 NOSEY NEO Sean Cormack	3	66.8 1000m	0:04.74 Overall	1:02.42 [4] (0:04.74)	0:57.68 [8] (0:11.12)	0:46.56 [3] (0:11.79)	0:34.77 [4] (0:11.00)	0:23.77 [4] (0:11.44)	0:12.33 [4] (0:12.33)	6.25L	0:34.77 +5
5	4 TARONG Michael Murphy	8	66.9 600m	0:04.56 Overall	1:03.18 [5] (0:04.56)	0:58.62 [5] (0:11.83)	0:46.79 [7] (0:11.51)	0:35.28 [5] (0:10.99)	0:24.29 [5] (0:11.43)	0:12.86 [5] (0:12.86)	10.67L	0:35.28 +9
6	2 LOUIS AUGUSTE Tahlia Fenlon	7	66.1 600m	0:04.52 Overall	1:03.21 [6] (0:04.52)	0:58.69 [4] (0:11.74)	0:46.95 [6] (0:11.91)	0:35.04 [7] (0:11.32)	0:23.72 [7] (0:11.33)	0:12.39 [7] (0:12.39)	10.89L	0:35.04 +5
7	1 HEROIC TALENT Warwick Satherley	2	66.7 600m	0:04.62 Overall	1:03.36 [7] (0:04.62)	0:58.74 [7] (0:11.53)	0:47.21 [5] (0:11.82)	0:35.39 [6] (0:11.15)	0:24.24 [6] (0:11.52)	0:12.72 [6] (0:12.72)	11.75L	0:35.39 +3
8	5 WHO ASKED ZOU Les Tilley	6	62.5 1000m	0:04.60 Overall	1:07.99 [8] (0:04.60)	1:03.39 [6] (0:12.03)	0:51.36 [8] (0:12.01)	0:39.35 [8] (0:11.88)	0:27.47 [8] (0:12.58)	0:14.89 [8] (0:14.89)	38.97L	0:39.35 +4

[] Ranking at each section and finish
 -:-:- No data available at this section
 NA No data available

SCN Saddle cloth number
 DNF Did not finish
 DNT Did not track



Horse/Jockey Name	Don'tdoubthelady
Final Rank	1
Fastest Section Time (Section)	0:04.47 (Overall)
Top Speed [km/h] (Section)	66.9 (600m)
Race State	Finished



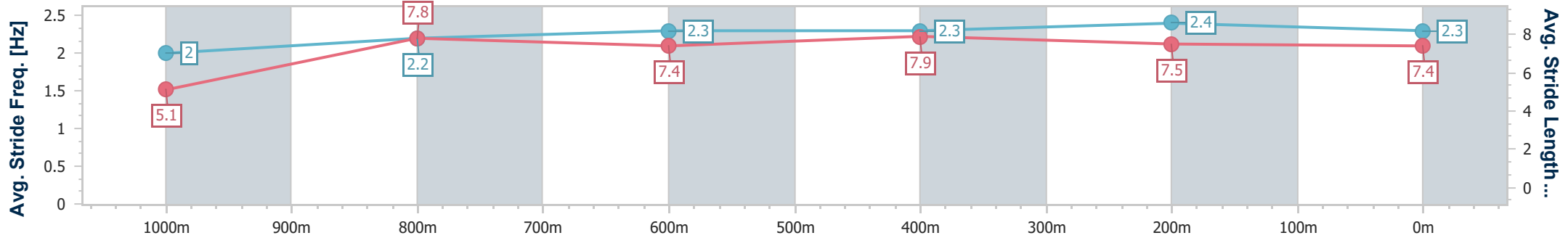
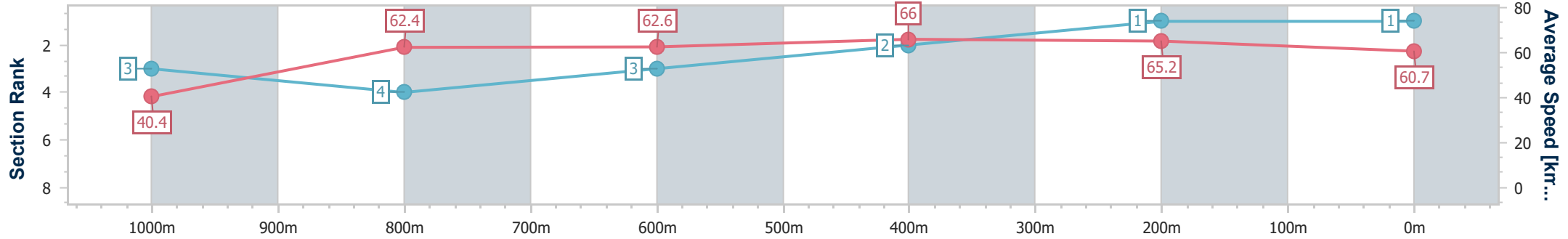
Rockhampton QLD Professional
Race 2: TAB BREEDERS PLATE QTIS 2YO Maiden Plate - 1050m

08 November 2024 - 13:36

Track Rating: Soft 5, Weather: Fine, Rail Position: +2.5m Entire



Section	Overall	1000m	800m	600m	400m	200m
Section Times	1:01.36 [1] (0:04.47)	0:56.89 [3] (0:11.49)	0:45.40 [4] (0:11.56)	0:33.84 [3] (0:10.93)	0:22.91 [2] (0:11.04)	0:11.87 [1] (0:11.87)
Average Speed [km/h]	40.4	62.4	62.6	66.0	65.2	60.7
Top Speed [km/h]	56.3	65.5	64.3	66.9	66.5	63.7
Avg. Dist. to Rail [m]	2.1	0.7	0.9	3.0	3.8	4.4
Avg. Stride Freq. [Hz]	2.0	2.2	2.3	2.3	2.4	2.3
Avg. Stride Length [m]	5.1	7.8	7.4	7.9	7.5	7.4





Horse/Jockey Name	Tinkerbella
Final Rank	2
Fastest Section Time (Section)	0:04.26 (Overall)
Top Speed [km/h] (Section)	66.1 (600m)
Race State	Finished



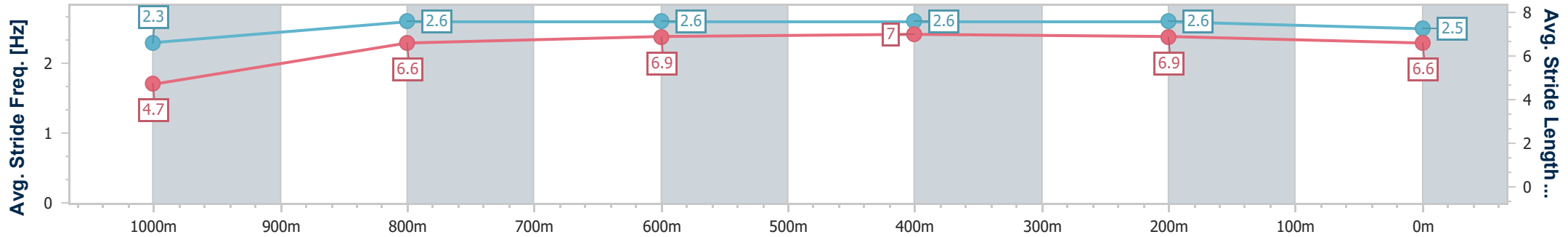
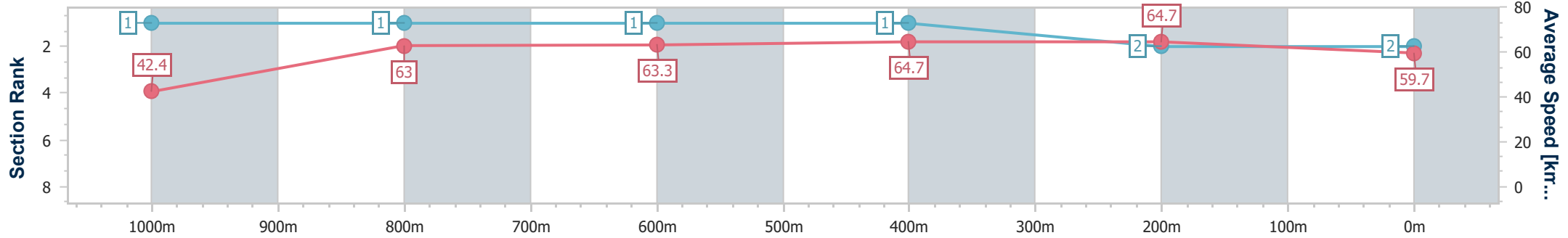
Rockhampton QLD Professional
Race 2: TAB BREEDERS PLATE QTIS 2YO Maiden Plate - 1050m

08 November 2024 - 13:36



Track Rating: Soft 5, Weather: Fine, Rail Position: +2.5m Entire

Section	Overall	1000m	800m	600m	400m	200m
Section Times	1:01.55 [2] (0:04.26)	0:57.29 [1] (0:11.44)	0:45.85 [1] (0:11.52)	0:34.33 [1] (0:11.15)	0:23.18 [1] (0:11.12)	0:12.06 [2] (0:12.06)
Average Speed [km/h]	42.4	63.0	63.3	64.7	64.7	59.7
Top Speed [km/h]	56.4	65.1	65.1	66.1	66.0	62.8
Avg. Dist. to Rail [m]	4.8	0.4	1.7	2.3	1.9	1.6
Avg. Stride Freq. [Hz]	2.3	2.6	2.6	2.6	2.6	2.5
Avg. Stride Length [m]	4.7	6.6	6.9	7.0	6.9	6.6



- [] Ranking at each section and finish
- .-.- No data available at this section
- NA No data available



Horse/Jockey Name	Bolla Bolla Babe
Final Rank	3
Fastest Section Time (Section)	0:04.47 (Overall)
Top Speed [km/h] (Section)	66.6 (400m)
Race State	Finished



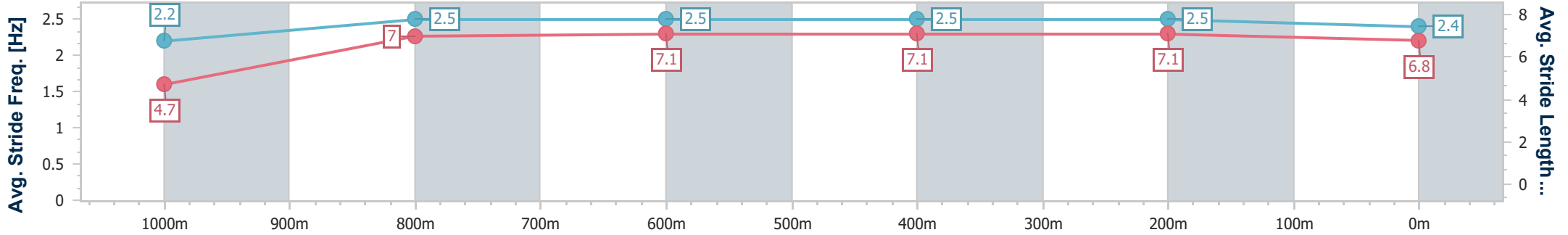
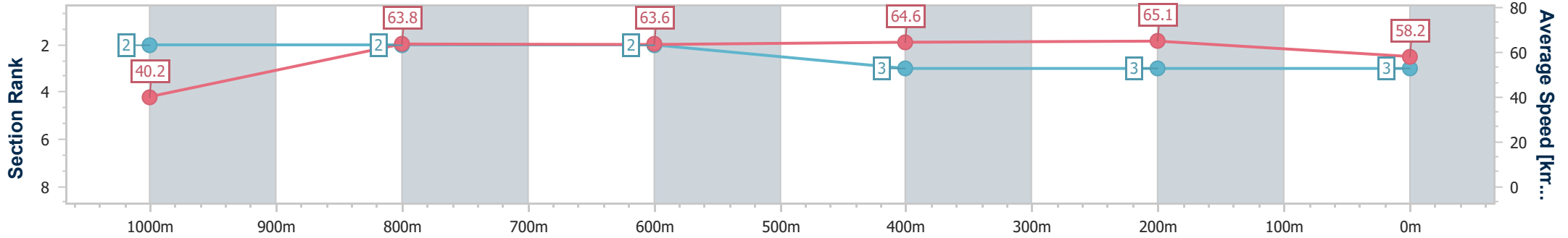
Rockhampton QLD Professional
Race 2: TAB BREEDERS PLATE QTIS 2YO Maiden Plate - 1050m

08 November 2024 - 13:36



Track Rating: Soft 5, Weather: Fine, Rail Position: +2.5m Entire

Section	Overall	1000m	800m	600m	400m	200m
Section Times	1:01.91 [3] (0:04.47)	0:57.44 [2] (0:11.33)	0:46.11 [2] (0:11.49)	0:34.62 [2] (0:11.16)	0:23.46 [3] (0:11.06)	0:12.40 [3] (0:12.40)
Average Speed [km/h]	40.2	63.8	63.6	64.6	65.1	58.2
Top Speed [km/h]	56.8	65.4	64.9	66.3	66.6	62.1
Avg. Dist. to Rail [m]	6.0	0.8	1.8	4.0	3.4	3.5
Avg. Stride Freq. [Hz]	2.2	2.5	2.5	2.5	2.5	2.4
Avg. Stride Length [m]	4.7	7.0	7.1	7.1	7.1	6.8



- [] Ranking at each section and finish
- .-.- No data available at this section
- NA No data available



Horse/Jockey Name	Nosey Neo
Final Rank	4
Fastest Section Time (Section)	0:04.74 (Overall)
Top Speed [km/h] (Section)	66.8 (1000m)
Race State	Finished



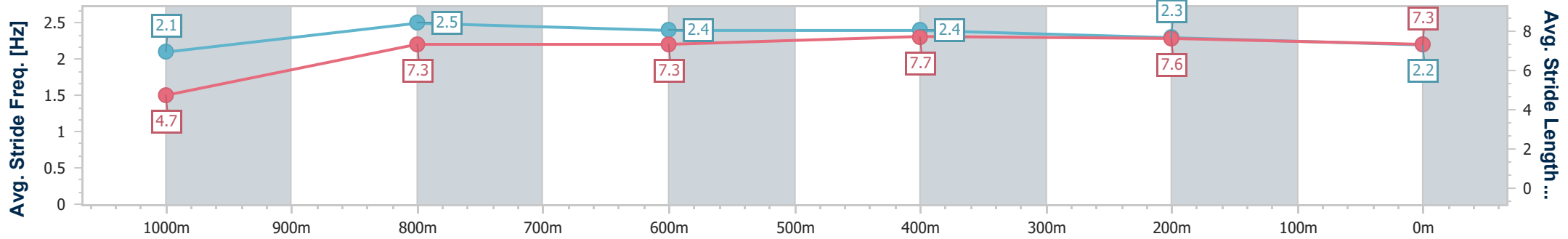
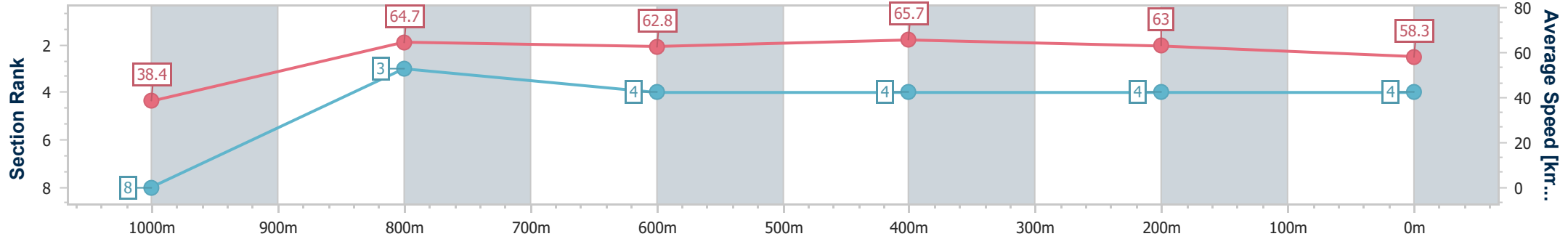
Rockhampton QLD Professional
Race 2: TAB BREEDERS PLATE QTIS 2YO Maiden Plate - 1050m

08 November 2024 - 13:36



Track Rating: Soft 5, Weather: Fine, Rail Position: +2.5m Entire

Section	Overall	1000m	800m	600m	400m	200m
Section Times	1:02.42 [4] (0:04.74)	0:57.68 [8] (0:11.12)	0:46.56 [3] (0:11.79)	0:34.77 [4] (0:11.00)	0:23.77 [4] (0:11.44)	0:12.33 [4] (0:12.33)
Average Speed [km/h]	38.4	64.7	62.8	65.7	63.0	58.3
Top Speed [km/h]	57.9	66.8	63.7	66.5	65.5	61.6
Avg. Dist. to Rail [m]	3.9	0.4	3.3	4.8	5.0	5.0
Avg. Stride Freq. [Hz]	2.1	2.5	2.4	2.4	2.3	2.2
Avg. Stride Length [m]	4.7	7.3	7.3	7.7	7.6	7.3



- [] Ranking at each section and finish
- .-.- No data available at this section
- NA No data available



Horse/Jockey Name	Tarong
Final Rank	5
Fastest Section Time (Section)	0:04.56 (Overall)
Top Speed [km/h] (Section)	66.9 (600m)
Race State	Finished



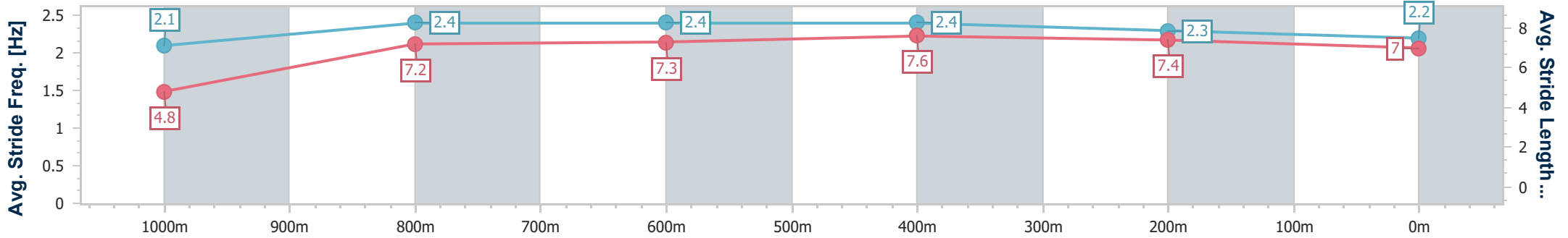
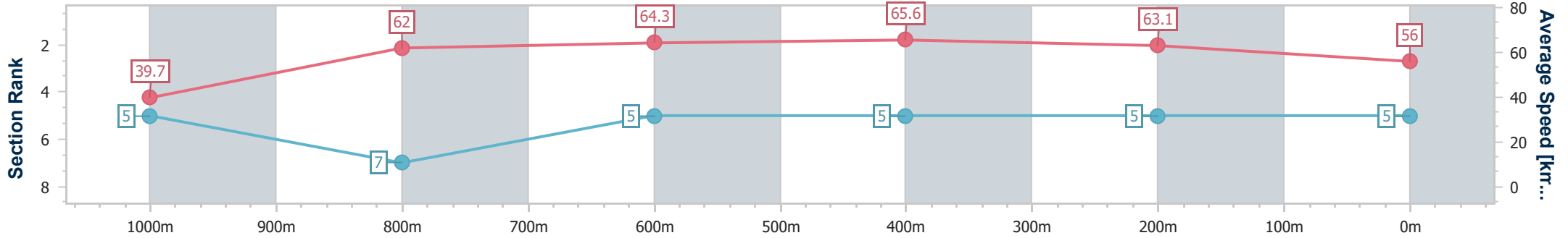
Rockhampton QLD Professional
Race 2: TAB BREEDERS PLATE QTIS 2YO Maiden Plate - 1050m

08 November 2024 - 13:36



Track Rating: Soft 5, Weather: Fine, Rail Position: +2.5m Entire

Section	Overall	1000m	800m	600m	400m	200m
Section Times	1:03.18 [5] (0:04.56)	0:58.62 [5] (0:11.83)	0:46.79 [7] (0:11.51)	0:35.28 [5] (0:10.99)	0:24.29 [5] (0:11.43)	0:12.86 [5] (0:12.86)
Average Speed [km/h]	39.7	62.0	64.3	65.6	63.1	56.0
Top Speed [km/h]	55.7	64.7	64.9	66.9	65.9	60.2
Avg. Dist. to Rail [m]	9.4	4.1	3.3	5.5	6.5	5.5
Avg. Stride Freq. [Hz]	2.1	2.4	2.4	2.4	2.3	2.2
Avg. Stride Length [m]	4.8	7.2	7.3	7.6	7.4	7.0



- [] Ranking at each section and finish
- .-.- No data available at this section
- NA No data available



Horse/Jockey Name	Louis Auguste
Final Rank	6
Fastest Section Time (Section)	0:04.52 (Overall)
Top Speed [km/h] (Section)	66.1 (600m)
Race State	Finished



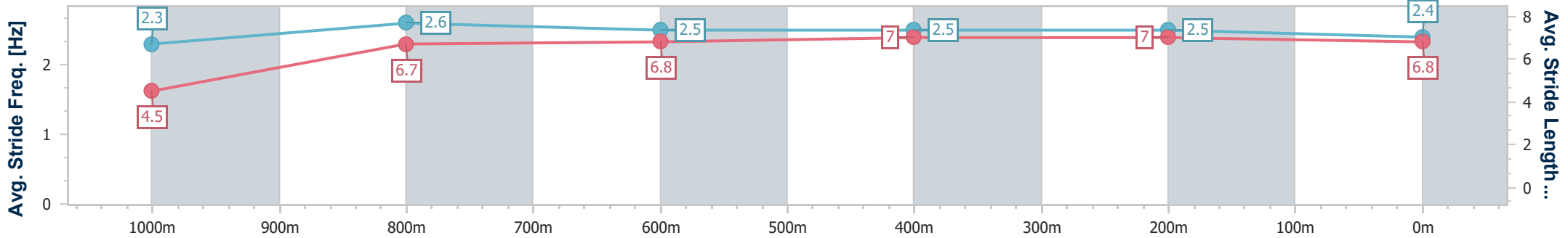
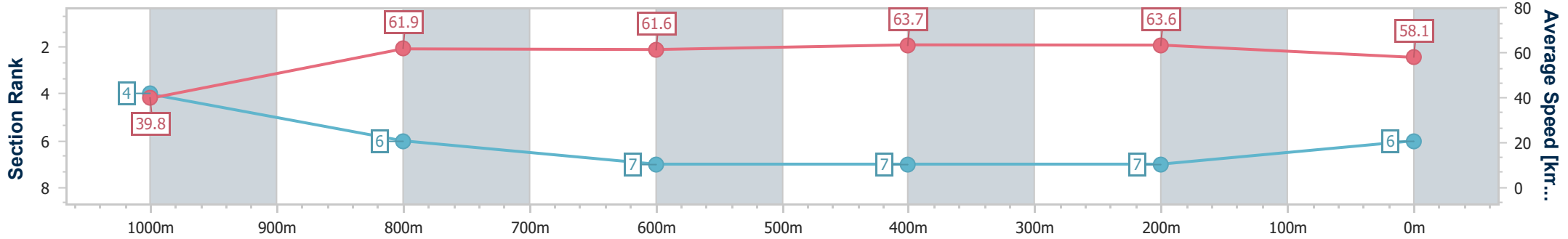
Rockhampton QLD Professional
Race 2: TAB BREEDERS PLATE QTIS 2YO Maiden Plate - 1050m

08 November 2024 - 13:36



Track Rating: Soft 5, Weather: Fine, Rail Position: +2.5m Entire

Section	Overall	1000m	800m	600m	400m	200m
Section Times	1:03.21 [6] (0:04.52)	0:58.69 [4] (0:11.74)	0:46.95 [6] (0:11.91)	0:35.04 [7] (0:11.32)	0:23.72 [7] (0:11.33)	0:12.39 [7] (0:12.39)
Average Speed [km/h]	39.8	61.9	61.6	63.7	63.6	58.1
Top Speed [km/h]	55.3	64.4	62.1	66.1	65.3	61.5
Avg. Dist. to Rail [m]	7.9	2.6	2.1	5.1	6.4	4.1
Avg. Stride Freq. [Hz]	2.3	2.6	2.5	2.5	2.5	2.4
Avg. Stride Length [m]	4.5	6.7	6.8	7.0	7.0	6.8



- [] Ranking at each section and finish
- .-.- No data available at this section
- NA No data available



Horse/Jockey Name	Heroic Talent
Final Rank	7
Fastest Section Time (Section)	0:04.62 (Overall)
Top Speed [km/h] (Section)	66.7 (600m)
Race State	Finished



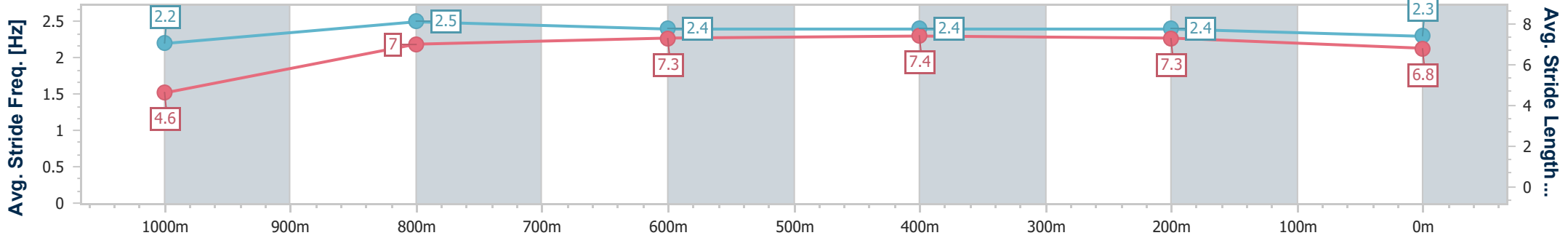
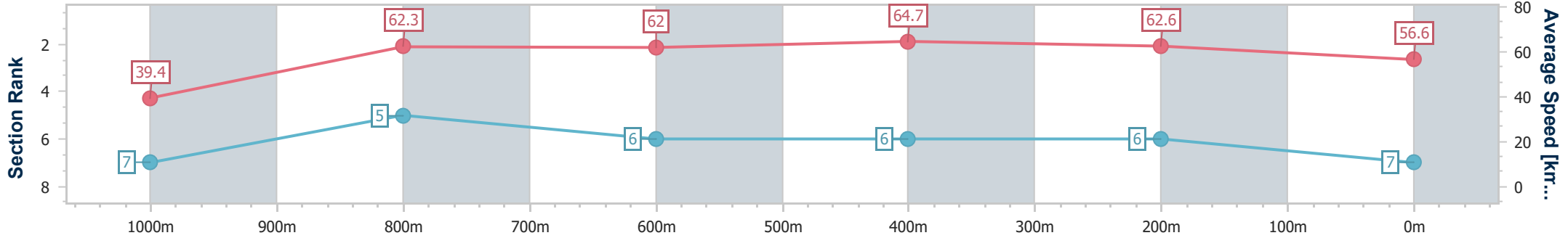
Rockhampton QLD Professional
Race 2: TAB BREEDERS PLATE QTIS 2YO Maiden Plate - 1050m



08 November 2024 - 13:36

Track Rating: Soft 5, Weather: Fine, Rail Position: +2.5m Entire

Section	Overall	1000m	800m	600m	400m	200m
Section Times	1:03.36 [7] (0:04.62)	0:58.74 [7] (0:11.53)	0:47.21 [5] (0:11.82)	0:35.39 [6] (0:11.15)	0:24.24 [6] (0:11.52)	0:12.72 [6] (0:12.72)
Average Speed [km/h]	39.4	62.3	62.0	64.7	62.6	56.6
Top Speed [km/h]	57.3	64.1	64.7	66.7	65.4	60.2
Avg. Dist. to Rail [m]	3.5	0.5	2.1	2.1	2.5	2.2
Avg. Stride Freq. [Hz]	2.2	2.5	2.4	2.4	2.4	2.3
Avg. Stride Length [m]	4.6	7.0	7.3	7.4	7.3	6.8



- [] Ranking at each section and finish
- .-.- No data available at this section
- NA No data available



Horse/Jockey Name	Who Asked Zou
Final Rank	8
Fastest Section Time (Section)	0:04.60 (Overall)
Top Speed [km/h] (Section)	62.5 (1000m)
Race State	Finished



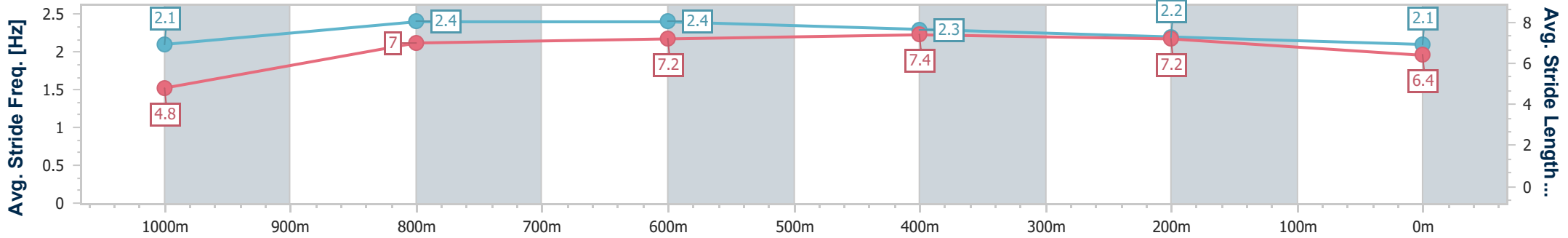
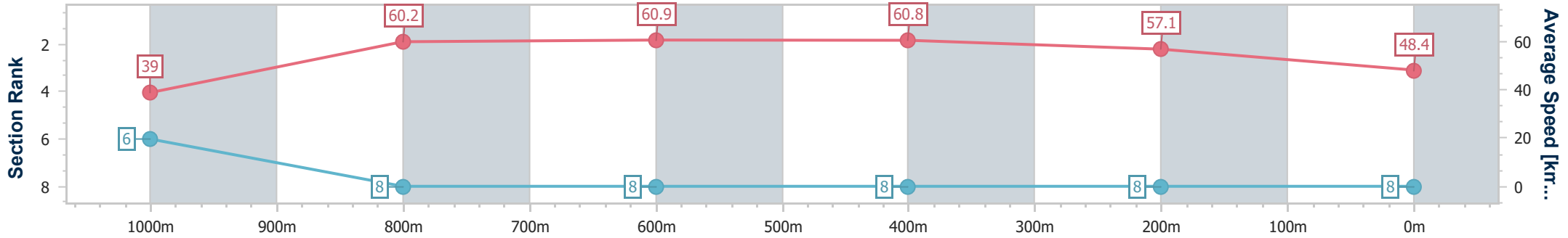
Rockhampton QLD Professional
Race 2: TAB BREEDERS PLATE QTIS 2YO Maiden Plate - 1050m

08 November 2024 - 13:36



Track Rating: Soft 5, Weather: Fine, Rail Position: +2.5m Entire

Section	Overall	1000m	800m	600m	400m	200m
Section Times	1:07.99 [8] (0:04.60)	1:03.39 [6] (0:12.03)	0:51.36 [8] (0:12.01)	0:39.35 [8] (0:11.88)	0:27.47 [8] (0:12.58)	0:14.89 [8] (0:14.89)
Average Speed [km/h]	39.0	60.2	60.9	60.8	57.1	48.4
Top Speed [km/h]	55.5	62.5	62.3	61.3	60.4	53.8
Avg. Dist. to Rail [m]	7.8	1.8	2.0	3.2	3.4	2.9
Avg. Stride Freq. [Hz]	2.1	2.4	2.4	2.3	2.2	2.1
Avg. Stride Length [m]	4.8	7.0	7.2	7.4	7.2	6.4



- [] Ranking at each section and finish
- .-.- No data available at this section
- NA No data available



Rockhampton QLD Professional

Race 3: Wade Hunt IT QTIS Three-Year-Old Maiden Handicap - 1050m

08 November 2024 - 14:18



Track Rating: Good 4, Weather: Fine, Rail Position: +2.5m Entire

Section		Field Times											Last 600m	
		Overall	1000m	800m	600m	400m	200m						0:34.49	
		1:00.82 (0:04.04)	0:56.78 (0:11.11)	0:45.67 (0:11.18)	0:34.49 (0:10.97)	0:23.52 (0:11.25)	0:12.27 (0:12.27)							
Rank	TAB Horse/Jockey	Barrier	Top Speed [km/h]	Fastest Section								Margin	Distance Travelled [m]	
1	4 DUBIOUS LOVE Sean Cormack	8	67.4	0:04.04	1:00.82 [1] (0:04.04)	0:56.78 [1] (0:11.31)	0:45.47 [3] (0:11.32)	0:34.15 [3] (0:10.81)	0:23.34 [3] (0:11.23)	0:12.11 [3] (0:12.11)	1:00.82	0:34.15		
2	14 TOSSIT Hannah Richardson	5	68.7	0:04.25	1:00.94 [2] (0:04.25)	0:56.69 [6] (0:10.90)	0:45.79 [1] (0:11.18)	0:34.61 [1] (0:10.97)	0:23.64 [1] (0:11.25)	0:12.39 [1] (0:12.39)	0.71L	0:34.61	-6	
3	13 MIMMY'S SECRET Olivia Kendal	9	68.1	0:04.14	1:01.09 [3] (0:04.14)	0:56.95 [2] (0:11.06)	0:45.89 [2] (0:11.29)	0:34.60 [2] (0:10.91)	0:23.69 [2] (0:11.27)	0:12.42 [2] (0:12.42)	1.59L	0:34.60	-1	
4	15 LITTLE IFFY Michael Murphy	10	68.1	0:04.24	1:01.17 [4] (0:04.24)	0:56.93 [4] (0:11.57)	0:45.36 [6] (0:11.22)	0:34.14 [6] (0:10.87)	0:23.27 [5] (0:11.15)	0:12.12 [4] (0:12.12)	2.08L	0:34.14	-2	
5	16 DALT JAZ Corey Bayliss	2	67.4	0:04.24	1:01.48 [5] (0:04.24)	0:57.24 [5] (0:11.25)	0:45.99 [4] (0:11.38)	0:34.61 [4] (0:11.01)	0:23.60 [4] (0:11.23)	0:12.37 [5] (0:12.37)	3.88L	0:34.61	-6	
6	5 SAY IT LOUD Justin Stanley	6	67.4	0:04.63	1:01.59 [6] (0:04.63)	0:56.96 [9] (0:11.28)	0:45.68 [7] (0:11.32)	0:34.36 [7] (0:10.97)	0:23.39 [7] (0:11.25)	0:12.14 [7] (0:12.14)	4.53L	0:34.36	-6	
7	8 LITTLE TOWN FLASH Cejay Graham	3	68.5	0:04.69	1:01.78 [7] (0:04.69)	0:57.09 [10] (0:11.67)	0:45.42 [10] (0:11.30)	0:34.12 [9] (0:10.84)	0:23.28 [9] (0:11.23)	0:12.05 [9] (0:12.05)	5.66L	0:34.12	-2	
8	2 ROTHFURY Adam Spinks	1	66.2	0:04.52	1:01.84 [8] (0:04.52)	0:57.32 [8] (0:11.44)	0:45.88 [8] (0:11.30)	0:34.58 [8] (0:11.09)	0:23.49 [8] (0:11.30)	0:12.19 [8] (0:12.19)	6.01L	0:34.58	-6	
9	10 PITLECO LASS Amy Graham	12	67.5	0:04.51	1:02.58 [9] (0:04.51)	0:58.07 [7] (0:11.82)	0:46.25 [9] (0:11.46)	0:34.79 [10] (0:11.05)	0:23.74 [10] (0:11.50)	0:12.24 [10] (0:12.24)	10.37L	0:34.79	+3	
10	3 BEEARETEE Warwick Satherley	11	68.6	0:04.76	1:02.69 [10] (0:04.76)	0:57.93 [11] (0:11.96)	0:45.97 [11] (0:12.19)	0:33.78 [11] (0:11.15)	0:22.63 [11] (0:10.84)	0:11.79 [11] (0:11.79)	11.03L	0:33.78	-2	

Scratched: Lady Zaydi (#12), Merron Darcy (#9), Travelling Sweet (#6), Social Change (#11)

[] Ranking at each section and finish
 -:-:- No data available at this section
 NA No data available

SCN Saddle cloth number
 DNF Did not finish
 DNT Did not track



Rockhampton QLD Professional

Race 3: Wade Hunt IT QTIS Three-Year-Old Maiden Handicap - 1050m

08 November 2024 - 14:18



Track Rating: Good 4, Weather: Fine, Rail Position: +2.5m Entire

Section	Overall	1000m	800m	600m	400m	200m	Last 600m
Field Times	1:00.82 (0:04.04)	0:56.78 (0:11.11)	0:45.67 (0:11.18)	0:34.49 (0:10.97)	0:23.52 (0:11.25)	0:12.27 (0:12.27)	0:34.49

Rank	TAB	Horse/Jockey	Barrier	Top Speed [km/h]	Fastest Section	Overall	1000m	800m	600m	400m	200m	Margin	Distance Travelled [m]
11	7	WINNING BLITZ Les Tilley	7	67.7 600m	0:04.18 Overall	1:02.77 [11] (0:04.18)	0:58.59 [3] (0:11.42)	0:47.17 [5] (0:11.41)	0:35.76 [5] (0:10.89)	0:24.87 [6] (0:11.39)	0:13.48 [6] (0:13.48)	11.46L	0:35.76 -4
12	1	STELLAR LEGEND McKenzie Apel	4	64.7 400m	0:04.78 Overall	1:04.64 [12] (0:04.78)	0:59.86 [12] (0:12.57)	0:47.29 [12] (0:12.09)	0:35.20 [12] (0:11.73)	0:23.47 [12] (0:11.42)	0:12.05 [12] (0:12.05)	22.47L	0:35.20 -6

Scratched: Lady Zaydi (#12), Merron Darcy (#9), Travelling Sweet (#6), Social Change (#11)

[] Ranking at each section and finish
 -:-:-:- No data available at this section
 NA No data available

SCN Saddle cloth number
 DNF Did not finish
 DNT Did not track



Horse/Jockey Name	Dubious Love
Final Rank	1
Fastest Section Time (Section)	0:04.04 (Overall)
Top Speed [km/h] (Section)	67.4 (600m)
Race State	Finished



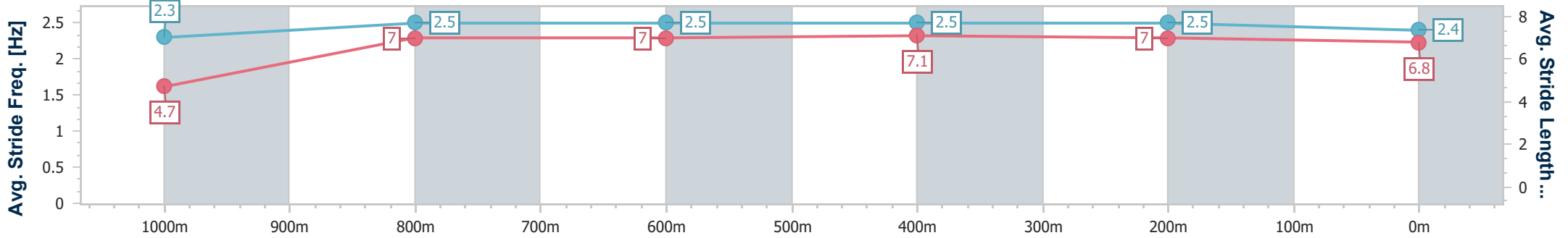
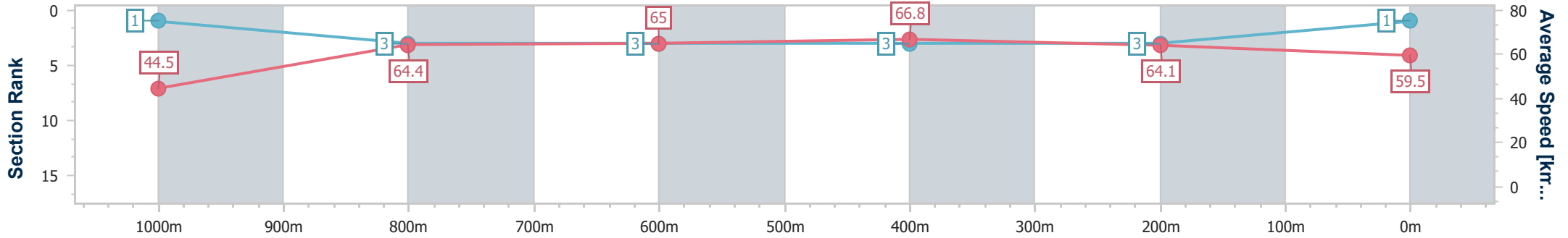
Rockhampton QLD Professional
 Race 3: Wade Hunt IT QTIS Three-Year-Old Maiden Handicap - 1050m

08 November 2024 - 14:18



Track Rating: Good 4, Weather: Fine, Rail Position: +2.5m Entire

Section	Overall	1000m	800m	600m	400m	200m
Section Times	1:00.82 [1] (0:04.04)	0:56.78 [1] (0:11.31)	0:45.47 [3] (0:11.32)	0:34.15 [3] (0:10.81)	0:23.34 [3] (0:11.23)	0:12.11 [3] (0:12.11)
Average Speed [km/h]	44.5	64.4	65.0	66.8	64.1	59.5
Top Speed [km/h]	57.1	66.8	66.6	67.4	66.6	62.1
Avg. Dist. to Rail [m]	8.5	2.5	2.9	4.3	7.2	10.3
Avg. Stride Freq. [Hz]	2.3	2.5	2.5	2.5	2.5	2.4
Avg. Stride Length [m]	4.7	7.0	7.0	7.1	7.0	6.8



- [] Ranking at each section and finish
- .-.- No data available at this section
- NA No data available



Horse/Jockey Name	Tossit
Final Rank	2
Fastest Section Time (Section)	0:04.25 (Overall)
Top Speed [km/h] (Section)	68.7 (1000m)
Race State	Finished



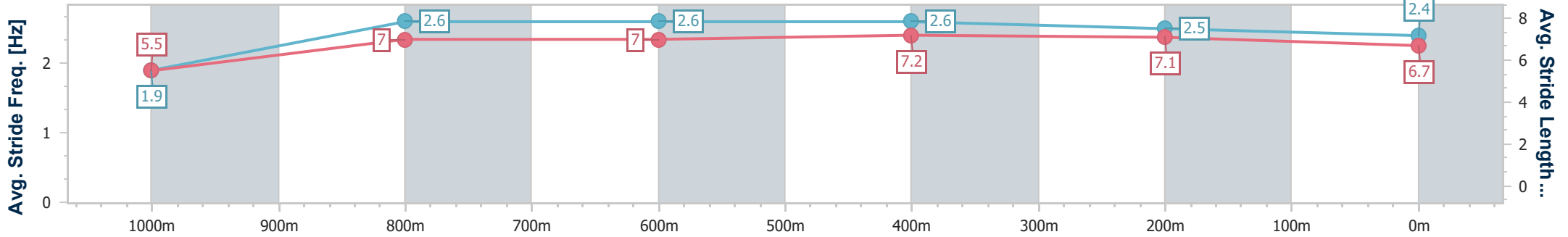
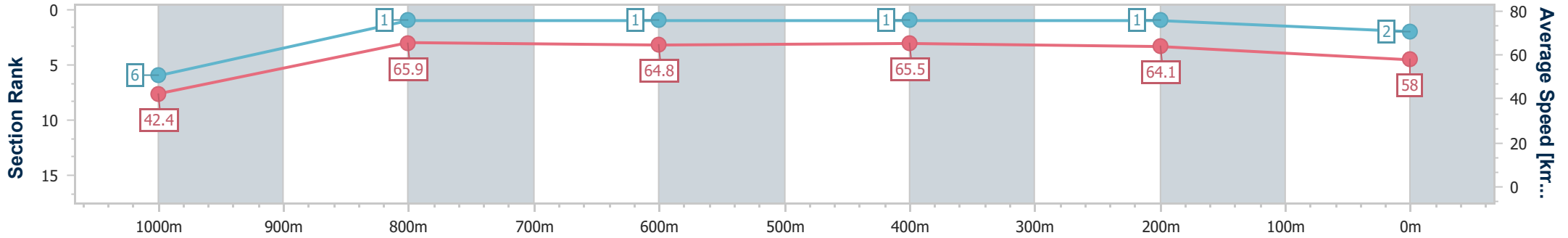
Rockhampton QLD Professional
Race 3: Wade Hunt IT QTIS Three-Year-Old Maiden Handicap - 1050m

08 November 2024 - 14:18

Track Rating: Good 4, Weather: Fine, Rail Position: +2.5m Entire



Section	Overall	1000m	800m	600m	400m	200m
Section Times	1:00.94 [2] (0:04.25)	0:56.69 [6] (0:10.90)	0:45.79 [1] (0:11.18)	0:34.61 [1] (0:10.97)	0:23.64 [1] (0:11.25)	0:12.39 [1] (0:12.39)
Average Speed [km/h]	42.4	65.9	64.8	65.5	64.1	58.0
Top Speed [km/h]	58.3	68.7	66.9	67.2	66.4	61.9
Avg. Dist. to Rail [m]	5.7	0.9	1.0	1.8	2.3	1.7
Avg. Stride Freq. [Hz]	1.9	2.6	2.6	2.6	2.5	2.4
Avg. Stride Length [m]	5.5	7.0	7.0	7.2	7.1	6.7



- [] Ranking at each section and finish
- .-.- No data available at this section
- NA No data available



Horse/Jockey Name	Mimmy's Secret
Final Rank	3
Fastest Section Time (Section)	0:04.14 (Overall)
Top Speed [km/h] (Section)	68.1 (1000m)
Race State	Finished



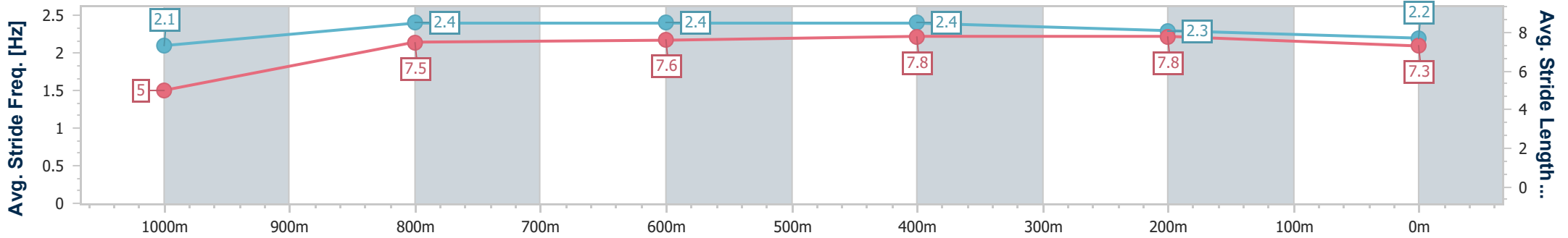
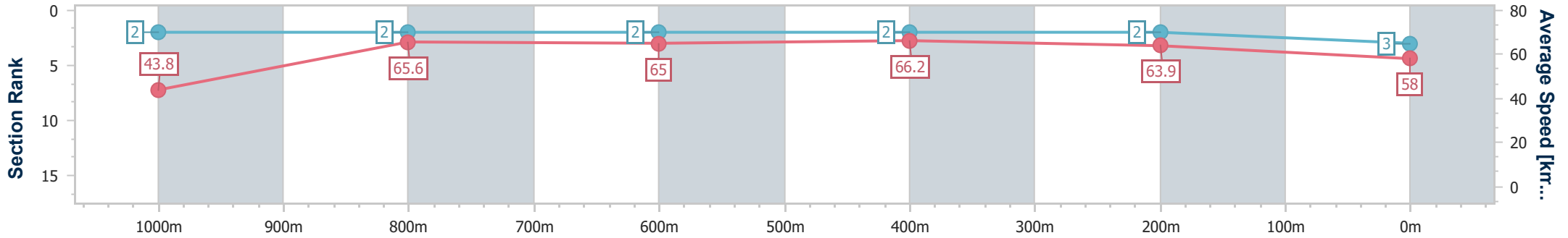
Rockhampton QLD Professional
Race 3: Wade Hunt IT QTIS Three-Year-Old Maiden Handicap - 1050m

08 November 2024 - 14:18



Track Rating: Good 4, Weather: Fine, Rail Position: +2.5m Entire

Section	Overall	1000m	800m	600m	400m	200m
Section Times	1:01.09 [3] (0:04.14)	0:56.95 [2] (0:11.06)	0:45.89 [2] (0:11.29)	0:34.60 [2] (0:10.91)	0:23.69 [2] (0:11.27)	0:12.42 [2] (0:12.42)
Average Speed [km/h]	43.8	65.6	65.0	66.2	63.9	58.0
Top Speed [km/h]	58.1	68.1	67.4	67.3	66.4	61.5
Avg. Dist. to Rail [m]	9.8	2.5	2.5	3.6	3.8	4.5
Avg. Stride Freq. [Hz]	2.1	2.4	2.4	2.4	2.3	2.2
Avg. Stride Length [m]	5.0	7.5	7.6	7.8	7.8	7.3



- [] Ranking at each section and finish
- .-.- No data available at this section
- NA No data available



Horse/Jockey Name	Little Iffy
Final Rank	4
Fastest Section Time (Section)	0:04.24 (Overall)
Top Speed [km/h] (Section)	68.1 (600m)
Race State	Finished



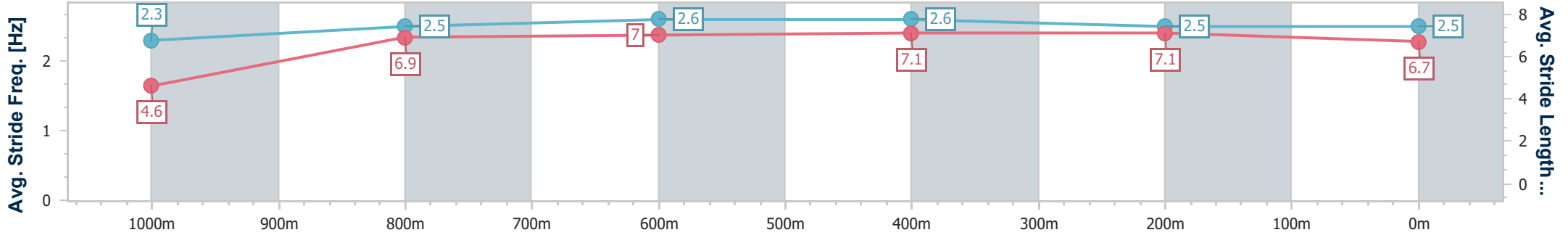
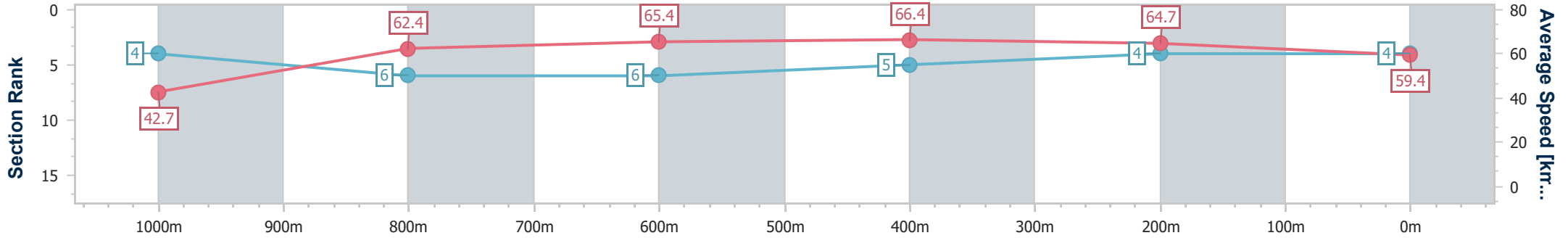
Rockhampton QLD Professional
 Race 3: Wade Hunt IT QTIS Three-Year-Old Maiden Handicap - 1050m

08 November 2024 - 14:18



Track Rating: Good 4, Weather: Fine, Rail Position: +2.5m Entire

Section	Overall	1000m	800m	600m	400m	200m
Section Times	1:01.17 [4] (0:04.24)	0:56.93 [4] (0:11.57)	0:45.36 [6] (0:11.22)	0:34.14 [6] (0:10.87)	0:23.27 [5] (0:11.15)	0:12.12 [4] (0:12.12)
Average Speed [km/h]	42.7	62.4	65.4	66.4	64.7	59.4
Top Speed [km/h]	55.7	65.3	66.8	68.1	67.2	62.5
Avg. Dist. to Rail [m]	10.0	1.7	2.4	4.3	5.5	6.8
Avg. Stride Freq. [Hz]	2.3	2.5	2.6	2.6	2.5	2.5
Avg. Stride Length [m]	4.6	6.9	7.0	7.1	7.1	6.7



- [] Ranking at each section and finish
- .-.- No data available at this section
- NA No data available



Horse/Jockey Name	Dalt Jaz
Final Rank	5
Fastest Section Time (Section)	0:04.24 (Overall)
Top Speed [km/h] (Section)	67.4 (1000m)
Race State	Finished



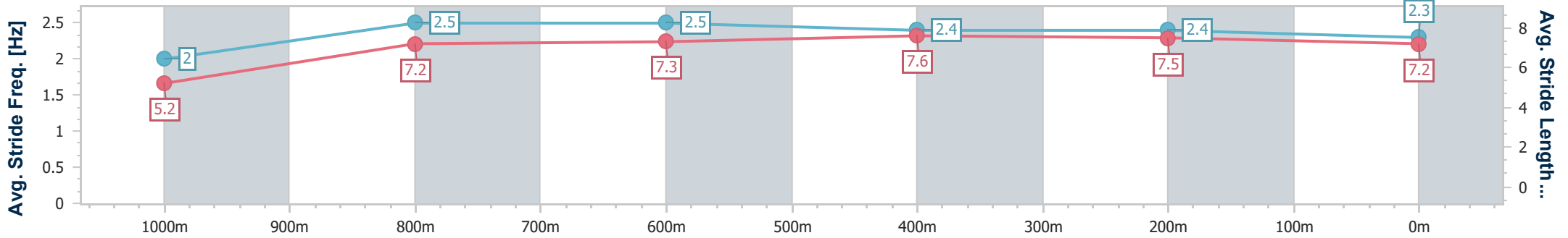
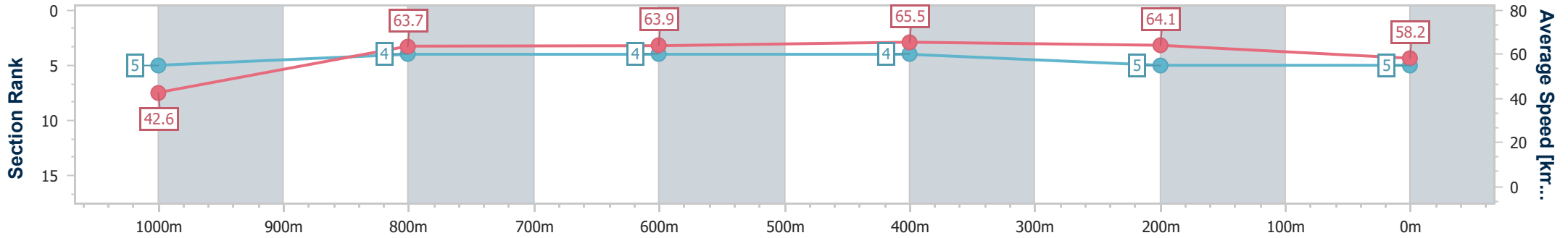
Rockhampton QLD Professional
Race 3: Wade Hunt IT QTIS Three-Year-Old Maiden Handicap - 1050m

08 November 2024 - 14:18

Track Rating: Good 4, Weather: Fine, Rail Position: +2.5m Entire



Section	Overall	1000m	800m	600m	400m	200m
Section Times	1:01.48 [5] (0:04.24)	0:57.24 [5] (0:11.25)	0:45.99 [4] (0:11.38)	0:34.61 [4] (0:11.01)	0:23.60 [4] (0:11.23)	0:12.37 [5] (0:12.37)
Average Speed [km/h]	42.6	63.7	63.9	65.5	64.1	58.2
Top Speed [km/h]	56.2	67.4	65.7	67.1	66.9	61.6
Avg. Dist. to Rail [m]	3.0	0.9	1.5	2.3	2.6	3.1
Avg. Stride Freq. [Hz]	2.0	2.5	2.5	2.4	2.4	2.3
Avg. Stride Length [m]	5.2	7.2	7.3	7.6	7.5	7.2



- [] Ranking at each section and finish
- .-.- No data available at this section
- NA No data available



Horse/Jockey Name	Say It Loud
Final Rank	6
Fastest Section Time (Section)	0:04.63 (Overall)
Top Speed [km/h] (Section)	67.4 (600m)
Race State	Finished



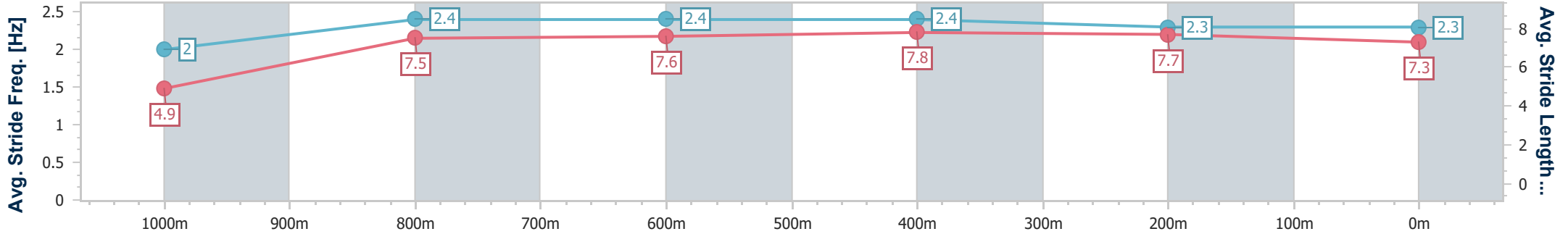
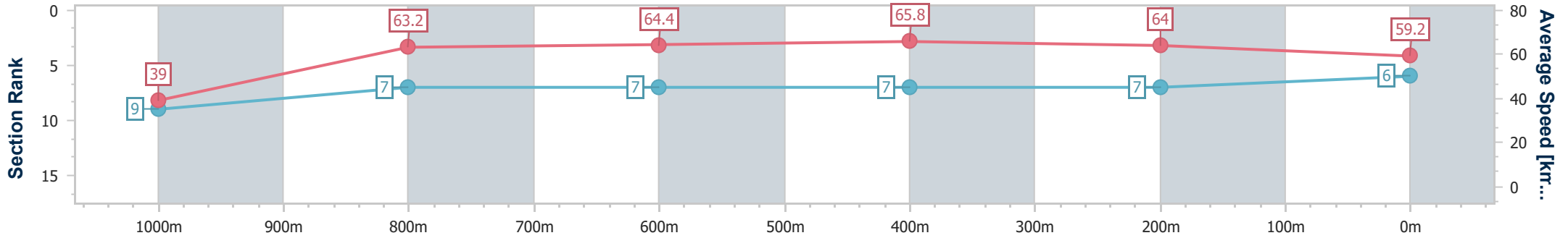
Rockhampton QLD Professional
 Race 3: Wade Hunt IT QTIS Three-Year-Old Maiden Handicap - 1050m



08 November 2024 - 14:18

Track Rating: Good 4, Weather: Fine, Rail Position: +2.5m Entire

Section	Overall	1000m	800m	600m	400m	200m
Section Times	1:01.59 [6] (0:04.63)	0:56.96 [9] (0:11.28)	0:45.68 [7] (0:11.32)	0:34.36 [7] (0:10.97)	0:23.39 [7] (0:11.25)	0:12.14 [7] (0:12.14)
Average Speed [km/h]	39.0	63.2	64.4	65.8	64.0	59.2
Top Speed [km/h]	56.0	65.6	66.7	67.4	66.4	61.9
Avg. Dist. to Rail [m]	5.0	1.7	1.9	3.9	5.3	6.2
Avg. Stride Freq. [Hz]	2.0	2.4	2.4	2.4	2.3	2.3
Avg. Stride Length [m]	4.9	7.5	7.6	7.8	7.7	7.3



- [] Ranking at each section and finish
- .-.- No data available at this section
- NA No data available



Horse/Jockey Name	Little Town Flash
Final Rank	7
Fastest Section Time (Section)	0:04.69 (Overall)
Top Speed [km/h] (Section)	68.5 (600m)
Race State	Finished



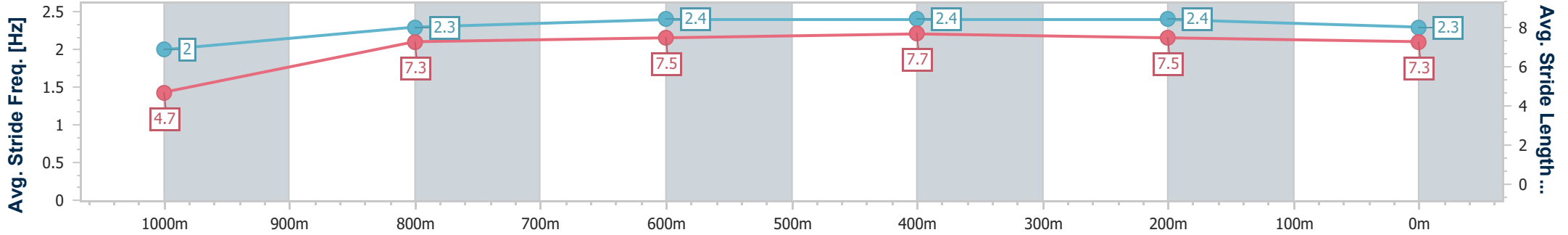
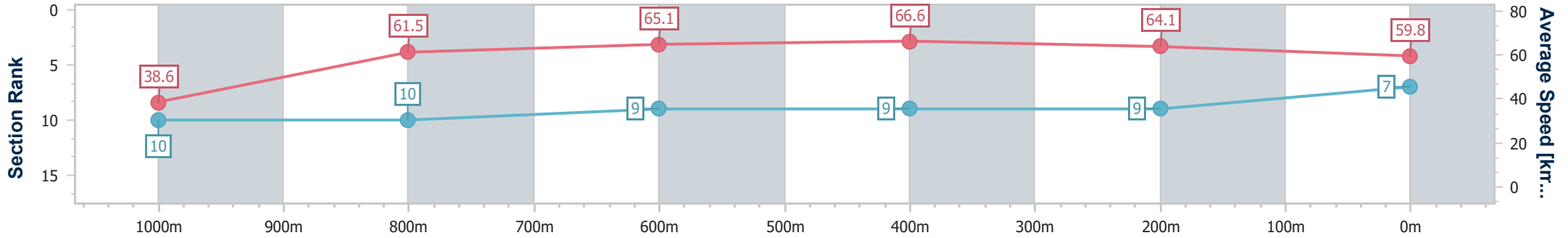
Rockhampton QLD Professional
Race 3: Wade Hunt IT QTIS Three-Year-Old Maiden Handicap - 1050m

08 November 2024 - 14:18

Track Rating: Good 4, Weather: Fine, Rail Position: +2.5m Entire



Section	Overall	1000m	800m	600m	400m	200m
Section Times	1:01.78 [7] (0:04.69)	0:57.09 [10] (0:11.67)	0:45.42 [10] (0:11.30)	0:34.12 [9] (0:10.84)	0:23.28 [9] (0:11.23)	0:12.05 [9] (0:12.05)
Average Speed [km/h]	38.6	61.5	65.1	66.6	64.1	59.8
Top Speed [km/h]	51.8	65.0	67.0	68.5	67.4	62.6
Avg. Dist. to Rail [m]	3.8	0.8	2.8	4.8	6.7	7.8
Avg. Stride Freq. [Hz]	2.0	2.3	2.4	2.4	2.4	2.3
Avg. Stride Length [m]	4.7	7.3	7.5	7.7	7.5	7.3



- [] Ranking at each section and finish
- .-.- No data available at this section
- NA No data available



Horse/Jockey Name	Rothfury
Final Rank	8
Fastest Section Time (Section)	0:04.52 (Overall)
Top Speed [km/h] (Section)	66.2 (600m)
Race State	Finished



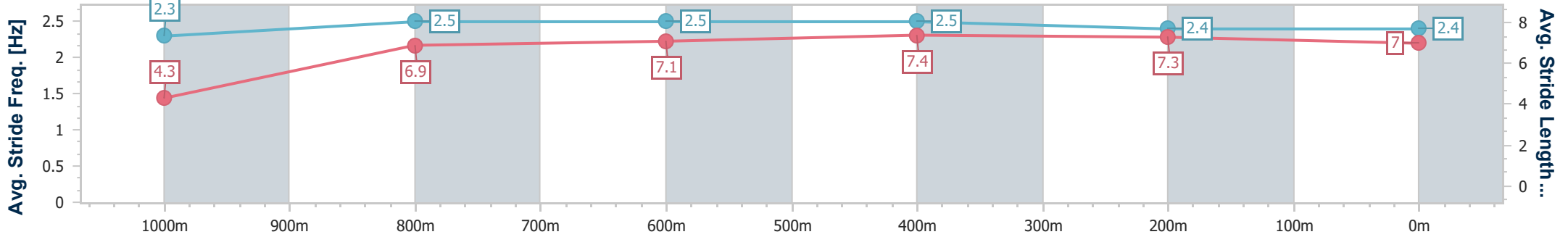
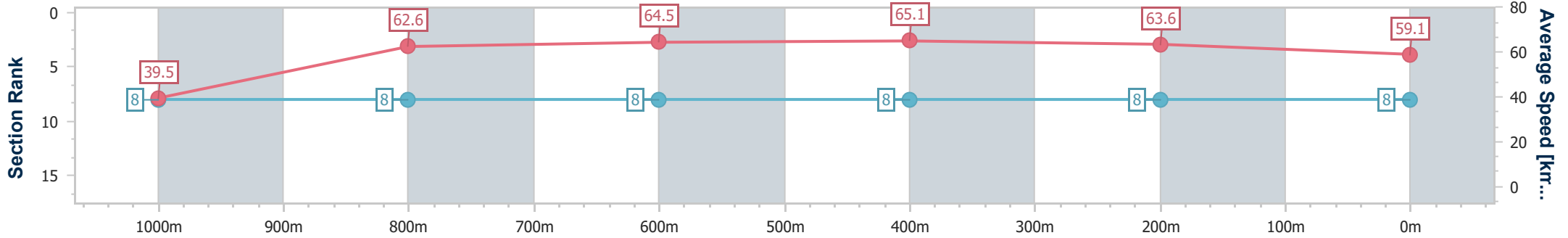
Rockhampton QLD Professional
Race 3: Wade Hunt IT QTIS Three-Year-Old Maiden Handicap - 1050m

08 November 2024 - 14:18

Track Rating: Good 4, Weather: Fine, Rail Position: +2.5m Entire



Section	Overall	1000m	800m	600m	400m	200m
Section Times	1:01.84 [8] (0:04.52)	0:57.32 [8] (0:11.44)	0:45.88 [8] (0:11.30)	0:34.58 [8] (0:11.09)	0:23.49 [8] (0:11.30)	0:12.19 [8] (0:12.19)
Average Speed [km/h]	39.5	62.6	64.5	65.1	63.6	59.1
Top Speed [km/h]	55.2	65.4	66.0	66.2	65.8	62.4
Avg. Dist. to Rail [m]	1.7	1.1	1.8	2.6	2.3	2.7
Avg. Stride Freq. [Hz]	2.3	2.5	2.5	2.5	2.4	2.4
Avg. Stride Length [m]	4.3	6.9	7.1	7.4	7.3	7.0



- [] Ranking at each section and finish
- .-.- No data available at this section
- NA No data available



Horse/Jockey Name	Pitleco Lass
Final Rank	9
Fastest Section Time (Section)	0:04.51 (Overall)
Top Speed [km/h] (Section)	67.5 (800m)
Race State	Finished



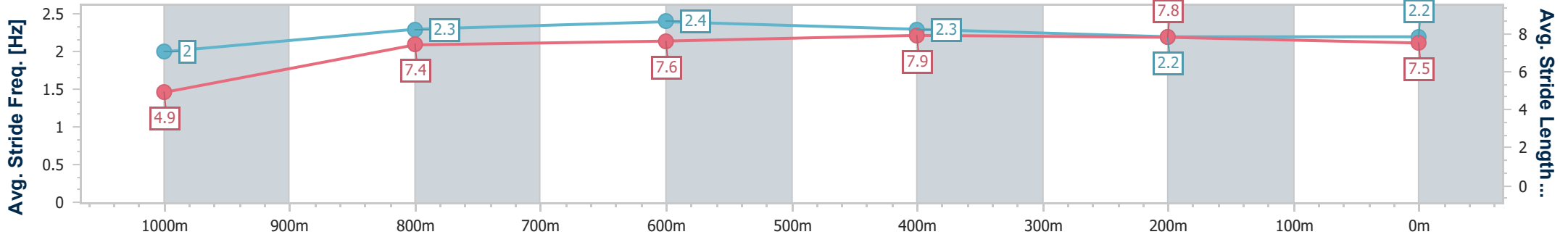
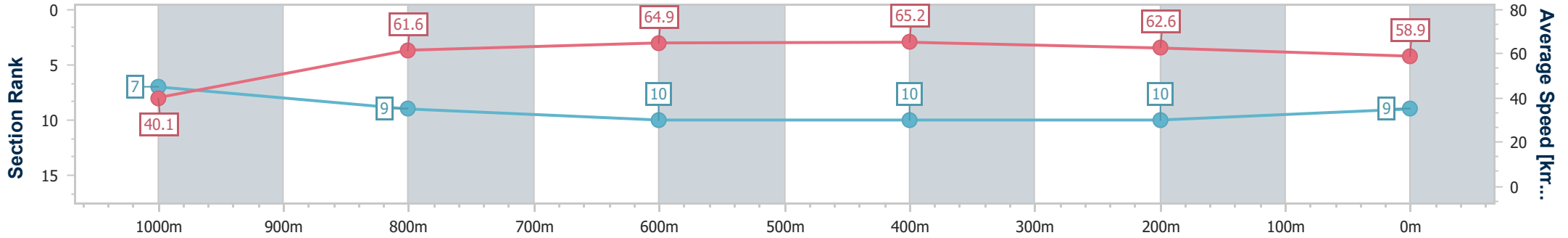
Rockhampton QLD Professional
Race 3: Wade Hunt IT QTIS Three-Year-Old Maiden Handicap - 1050m

08 November 2024 - 14:18

Track Rating: Good 4, Weather: Fine, Rail Position: +2.5m Entire



Section	Overall	1000m	800m	600m	400m	200m
Section Times	1:02.58 [9] (0:04.51)	0:58.07 [7] (0:11.82)	0:46.25 [9] (0:11.46)	0:34.79 [10] (0:11.05)	0:23.74 [10] (0:11.50)	0:12.24 [10] (0:12.24)
Average Speed [km/h]	40.1	61.6	64.9	65.2	62.6	58.9
Top Speed [km/h]	52.7	64.7	67.5	67.4	64.3	61.1
Avg. Dist. to Rail [m]	11.7	2.9	3.9	4.2	2.3	2.0
Avg. Stride Freq. [Hz]	2.0	2.3	2.4	2.3	2.2	2.2
Avg. Stride Length [m]	4.9	7.4	7.6	7.9	7.8	7.5



- [] Ranking at each section and finish
- .-.- No data available at this section
- NA No data available



Horse/Jockey Name	Beearatee
Final Rank	10
Fastest Section Time (Section)	0:04.76 (Overall)
Top Speed [km/h] (Section)	68.6 (400m)
Race State	Finished



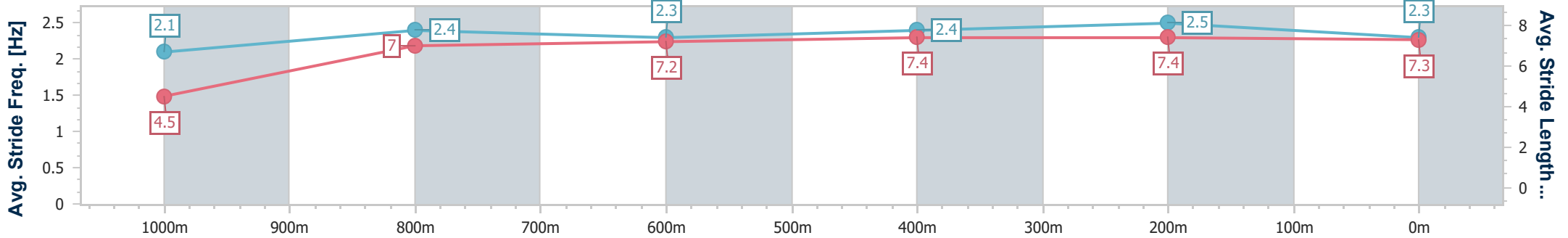
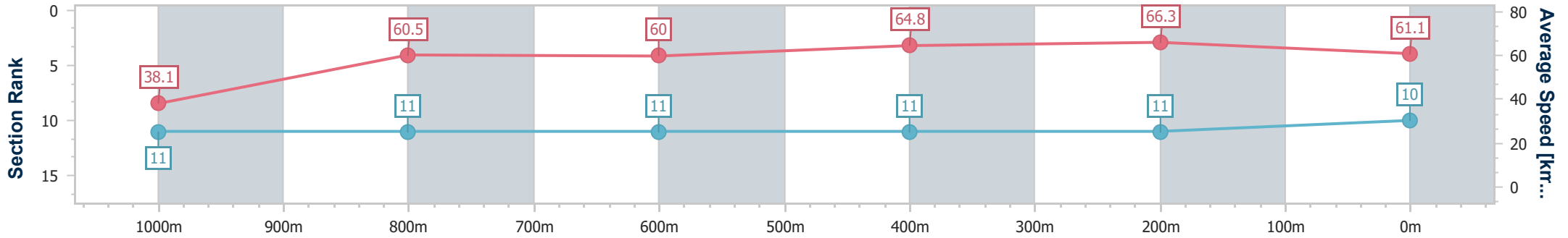
Rockhampton QLD Professional
Race 3: Wade Hunt IT QTIS Three-Year-Old Maiden Handicap - 1050m

08 November 2024 - 14:18



Track Rating: Good 4, Weather: Fine, Rail Position: +2.5m Entire

Section	Overall	1000m	800m	600m	400m	200m
Section Times	1:02.69 [10] (0:04.76)	0:57.93 [11] (0:11.96)	0:45.97 [11] (0:12.19)	0:33.78 [11] (0:11.15)	0:22.63 [11] (0:10.84)	0:11.79 [11] (0:11.79)
Average Speed [km/h]	38.1	60.5	60.0	64.8	66.3	61.1
Top Speed [km/h]	52.2	63.7	62.5	68.2	68.6	64.8
Avg. Dist. to Rail [m]	9.9	1.5	1.9	3.1	3.6	5.6
Avg. Stride Freq. [Hz]	2.1	2.4	2.3	2.4	2.5	2.3
Avg. Stride Length [m]	4.5	7.0	7.2	7.4	7.4	7.3



- [] Ranking at each section and finish
- .-.- No data available at this section
- NA No data available



Horse/Jockey Name	Winning Blitz
Final Rank	11
Fastest Section Time (Section)	0:04.18 (Overall)
Top Speed [km/h] (Section)	67.7 (600m)
Race State	Finished



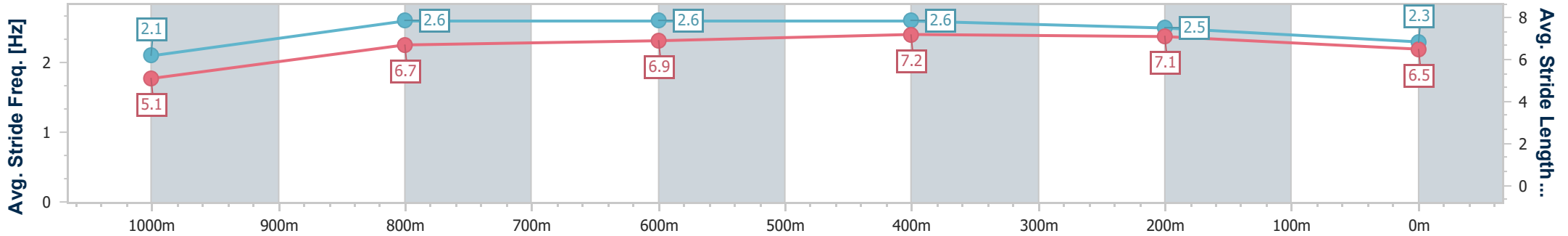
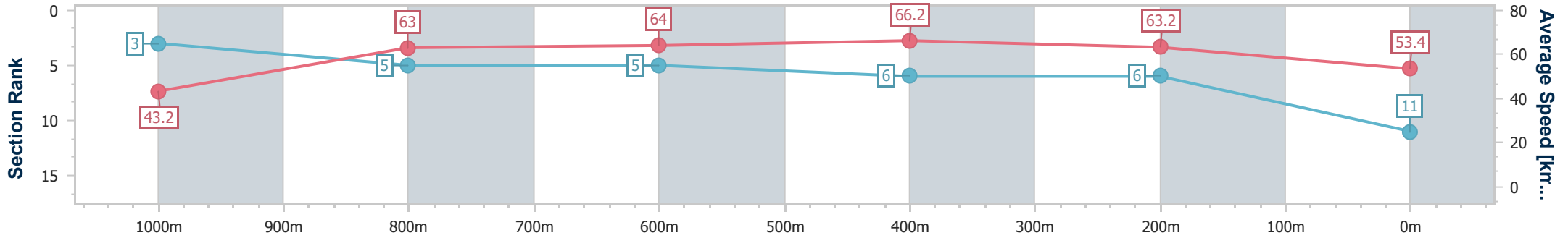
Rockhampton QLD Professional
 Race 3: Wade Hunt IT QTIS Three-Year-Old Maiden Handicap - 1050m

08 November 2024 - 14:18



Track Rating: Good 4, Weather: Fine, Rail Position: +2.5m Entire

Section	Overall	1000m	800m	600m	400m	200m
Section Times	1:02.77 [11] (0:04.18)	0:58.59 [3] (0:11.42)	0:47.17 [5] (0:11.41)	0:35.76 [5] (0:10.89)	0:24.87 [6] (0:11.39)	0:13.48 [6] (0:13.48)
Average Speed [km/h]	43.2	63.0	64.0	66.2	63.2	53.4
Top Speed [km/h]	56.6	65.3	65.4	67.7	67.1	58.6
Avg. Dist. to Rail [m]	6.6	1.0	1.6	2.5	2.9	4.1
Avg. Stride Freq. [Hz]	2.1	2.6	2.6	2.6	2.5	2.3
Avg. Stride Length [m]	5.1	6.7	6.9	7.2	7.1	6.5



- [] Ranking at each section and finish
- .-.- No data available at this section
- NA No data available



Horse/Jockey Name	Stellar Legend
Final Rank	12
Fastest Section Time (Section)	0:04.78 (Overall)
Top Speed [km/h] (Section)	64.7 (400m)
Race State	Finished



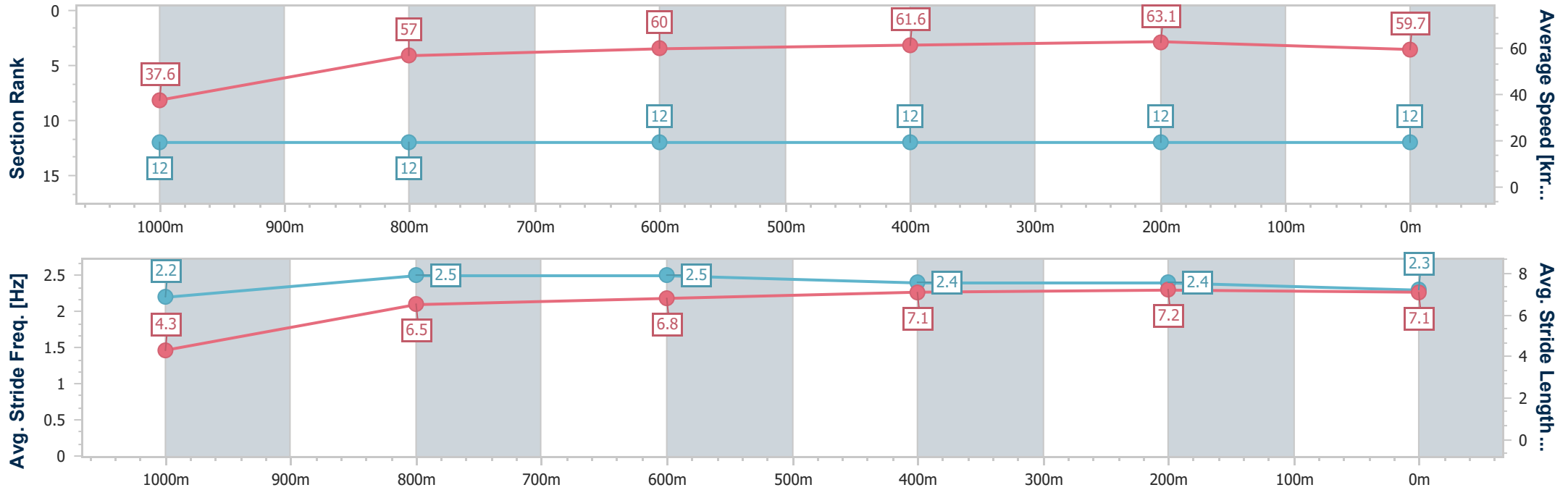
Rockhampton QLD Professional
Race 3: Wade Hunt IT QTIS Three-Year-Old Maiden Handicap - 1050m

08 November 2024 - 14:18



Track Rating: Good 4, Weather: Fine, Rail Position: +2.5m Entire

Section	Overall	1000m	800m	600m	400m	200m
Section Times	1:04.64 [12] (0:04.78)	0:59.86 [12] (0:12.57)	0:47.29 [12] (0:12.09)	0:35.20 [12] (0:11.73)	0:23.47 [12] (0:11.42)	0:12.05 [12] (0:12.05)
Average Speed [km/h]	37.6	57.0	60.0	61.6	63.1	59.7
Top Speed [km/h]	49.6	61.1	62.5	63.4	64.7	64.0
Avg. Dist. to Rail [m]	4.4	1.1	1.2	3.9	3.5	3.4
Avg. Stride Freq. [Hz]	2.2	2.5	2.5	2.4	2.4	2.3
Avg. Stride Length [m]	4.3	6.5	6.8	7.1	7.2	7.1



- [] Ranking at each section and finish
- .-.- No data available at this section
- NA No data available



Rockhampton QLD Professional

Race 4: Join as an RJC Member OPEN Handicap - 1200m

08 November 2024 - 14:53



Track Rating: Good 4, Weather: Fine, Rail Position: +2.5m Entire

Section		Overall	1000m	800m	600m	400m	200m	Last 600m					
Field Times		1:10.14 (0:12.68)	0:57.46 (0:11.21)	0:46.25 (0:11.56)	0:34.69 (0:10.83)	0:23.86 (0:11.08)	0:12.78 (0:12.78)	0:34.69					
Rank	TAB Horse/Jockey	Barrier	Top Speed [km/h]	Fastest Section							Margin	Distance Travelled [m]	
1	6 JANEAN Justin Stanley	6	66.6 600m	0:10.98 600m	1:10.14 [1] (0:12.68)	0:57.46 [1] (0:11.21)	0:46.25 [1] (0:11.56)	0:34.69 [1] (0:10.98)	0:23.71 [2] (0:11.35)	0:12.36 [2] (0:12.36)	1:10.14	0:34.69	
2	3 STAMPE Paul Hamblin	1	66.9 600m	0:11.06 600m	1:10.28 [2] (0:13.14)	0:57.14 [3] (0:11.35)	0:45.79 [4] (0:11.39)	0:34.40 [4] (0:11.06)	0:23.34 [5] (0:11.22)	0:12.12 [5] (0:12.12)	0.84L	0:34.40	+3
3	1 TIGER LEGEND Ashley Butler	5	67.6 400m	0:10.76 600m	1:10.29 [3] (0:12.93)	0:57.36 [2] (0:11.20)	0:46.16 [2] (0:11.39)	0:34.77 [2] (0:10.76)	0:24.01 [1] (0:11.08)	0:12.93 [1] (0:12.93)	0.91L	0:34.77	+3
4	8 CALM SEEKER Olivia Kendal	2	67.0 600m	0:10.97 600m	1:10.38 [4] (0:13.28)	0:57.10 [4] (0:11.13)	0:45.97 [3] (0:11.40)	0:34.57 [3] (0:10.97)	0:23.60 [3] (0:11.31)	0:12.29 [3] (0:12.29)	1.46L	0:34.57	+7
5	4 BRAD Tahlia Fenlon	3	68.6 600m	0:10.89 600m	1:10.53 [5] (0:13.51)	0:57.02 [6] (0:11.13)	0:45.89 [5] (0:11.38)	0:34.51 [5] (0:10.89)	0:23.62 [4] (0:11.19)	0:12.43 [4] (0:12.43)	2.3L	0:34.51	+2
6	2 MONTENEGRO MAN McKenzie Apel	4	66.4 600m	0:11.01 600m	1:10.60 [6] (0:13.50)	0:57.10 [5] (0:11.33)	0:45.77 [6] (0:11.42)	0:34.35 [6] (0:11.01)	0:23.34 [6] (0:11.17)	0:12.17 [6] (0:12.17)	2.7L	0:34.35	+8

Scratched: Fastconi (#5), Fanaar (#7)

[] Ranking at each section and finish
 -:-:- No data available at this section
 NA No data available

SCN Saddle cloth number
 DNF Did not finish
 DNT Did not track



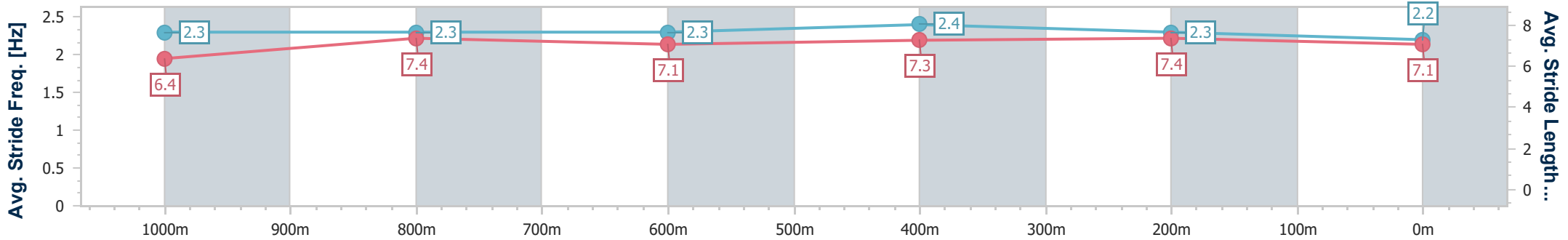
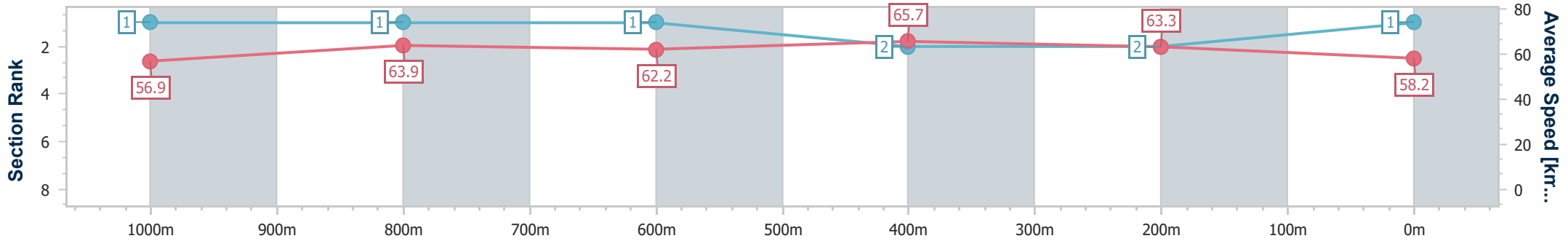
Horse/Jockey Name	Janean
Final Rank	1
Fastest Section Time (Section)	0:10.98 (600m)
Top Speed [km/h] (Section)	66.6 (600m)
Race State	Finished



Rockhampton QLD Professional
 Race 4: Join as an RJC Member OPEN Handicap - 1200m
 08 November 2024 - 14:53
 Track Rating: Good 4, Weather: Fine, Rail Position: +2.5m Entire



Section	Overall	1000m	800m	600m	400m	200m
Section Times	1:10.14 [1] (0:12.68)	0:57.46 [1] (0:11.21)	0:46.25 [1] (0:11.56)	0:34.69 [1] (0:10.98)	0:23.71 [2] (0:11.35)	0:12.36 [2] (0:12.36)
Average Speed [km/h]	56.9	63.9	62.2	65.7	63.3	58.2
Top Speed [km/h]	65.4	65.6	63.5	66.6	65.9	60.8
Avg. Dist. to Rail [m]	3.7	1.0	0.7	0.5	0.7	0.7
Avg. Stride Freq. [Hz]	2.3	2.3	2.3	2.4	2.3	2.2
Avg. Stride Length [m]	6.4	7.4	7.1	7.3	7.4	7.1



- [] Ranking at each section and finish
- .-.- No data available at this section
- NA No data available



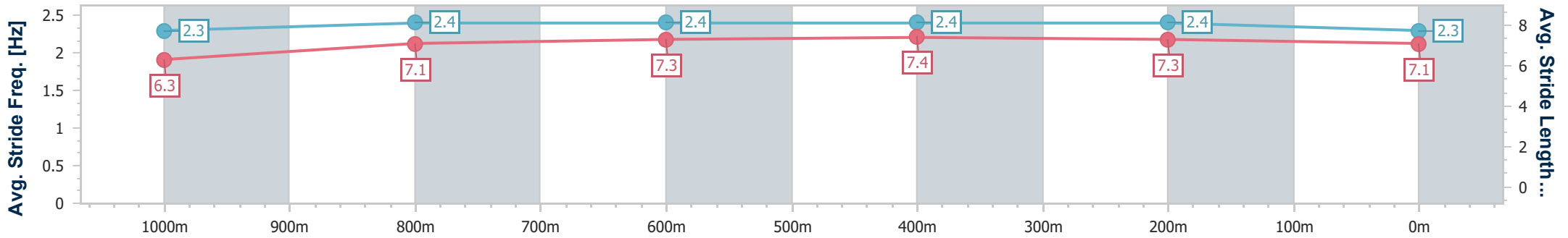
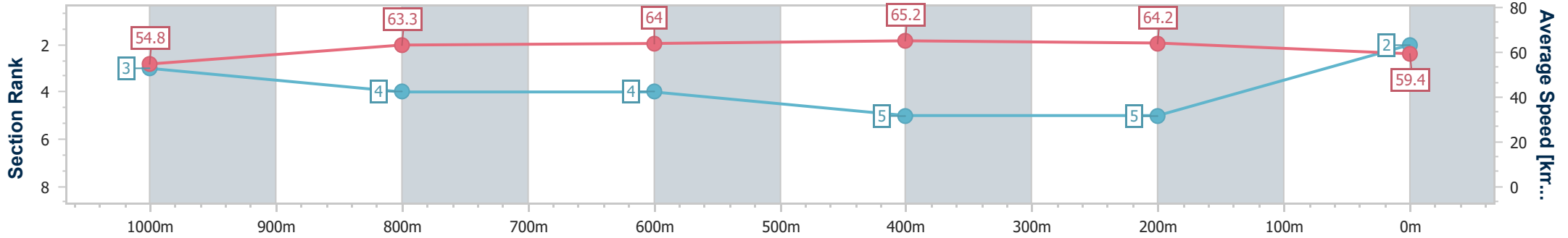
Horse/Jockey Name	Stampe
Final Rank	2
Fastest Section Time (Section)	0:11.06 (600m)
Top Speed [km/h] (Section)	66.9 (600m)
Race State	Finished



Rockhampton QLD Professional
 Race 4: Join as an RJC Member OPEN Handicap - 1200m
 08 November 2024 - 14:53
 Track Rating: Good 4, Weather: Fine, Rail Position: +2.5m Entire



Section	Overall	1000m	800m	600m	400m	200m
Section Times	1:10.28 [2] (0:13.14)	0:57.14 [3] (0:11.35)	0:45.79 [4] (0:11.39)	0:34.40 [4] (0:11.06)	0:23.34 [5] (0:11.22)	0:12.12 [5]
Average Speed [km/h]	54.8	63.3	64.0	65.2	64.2	59.4
Top Speed [km/h]	63.9	64.2	65.1	66.9	66.6	61.9
Avg. Dist. to Rail [m]	0.8	0.5	1.7	3.1	3.1	3.9
Avg. Stride Freq. [Hz]	2.3	2.4	2.4	2.4	2.4	2.3
Avg. Stride Length [m]	6.3	7.1	7.3	7.4	7.3	7.1



- [] Ranking at each section and finish
- .-.- No data available at this section
- NA No data available



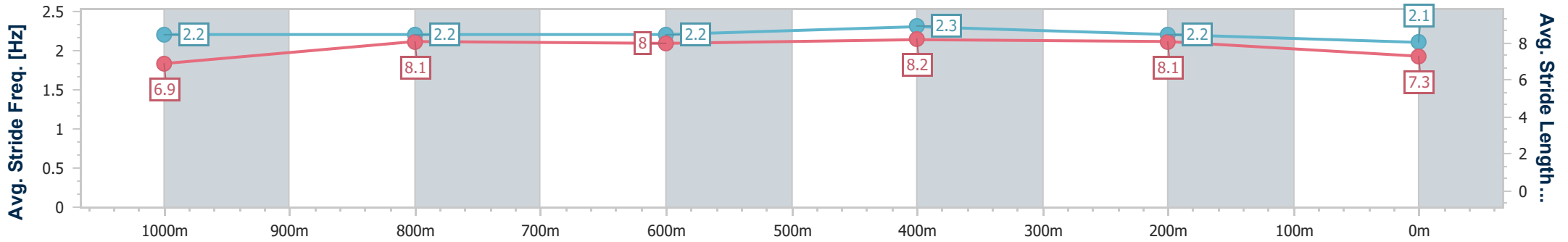
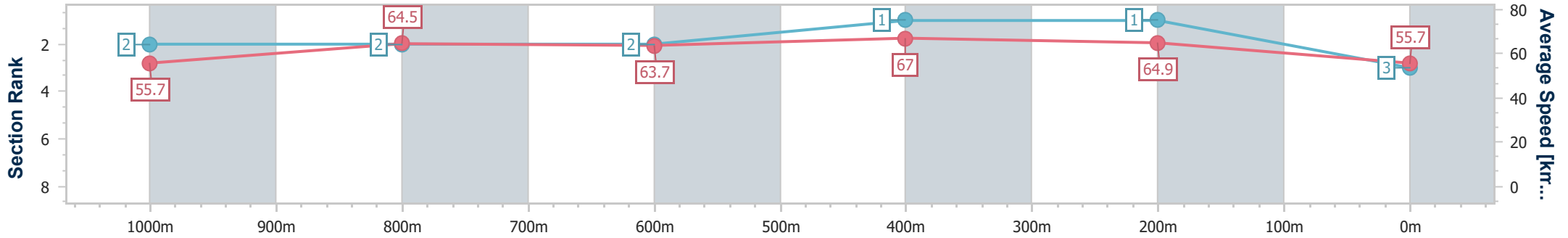
Horse/Jockey Name	Tiger Legend
Final Rank	3
Fastest Section Time (Section)	0:10.76 (600m)
Top Speed [km/h] (Section)	67.6 (400m)
Race State	Finished



Rockhampton QLD Professional
 Race 4: Join as an RJC Member OPEN Handicap - 1200m
 08 November 2024 - 14:53
 Track Rating: Good 4, Weather: Fine, Rail Position: +2.5m Entire



Section	Overall	1000m	800m	600m	400m	200m
Section Times	1:10.29 [3] (0:12.93)	0:57.36 [2] (0:11.20)	0:46.16 [2] (0:11.39)	0:34.77 [2] (0:10.76)	0:24.01 [1] (0:11.08)	0:12.93 [1] (0:12.93)
Average Speed [km/h]	55.7	64.5	63.7	67.0	64.9	55.7
Top Speed [km/h]	65.7	66.0	64.9	67.5	67.6	63.4
Avg. Dist. to Rail [m]	3.2	0.7	1.3	2.3	1.5	0.5
Avg. Stride Freq. [Hz]	2.2	2.2	2.2	2.3	2.2	2.1
Avg. Stride Length [m]	6.9	8.1	8.0	8.2	8.1	7.3



- [] Ranking at each section and finish
- .-.- No data available at this section
- NA No data available



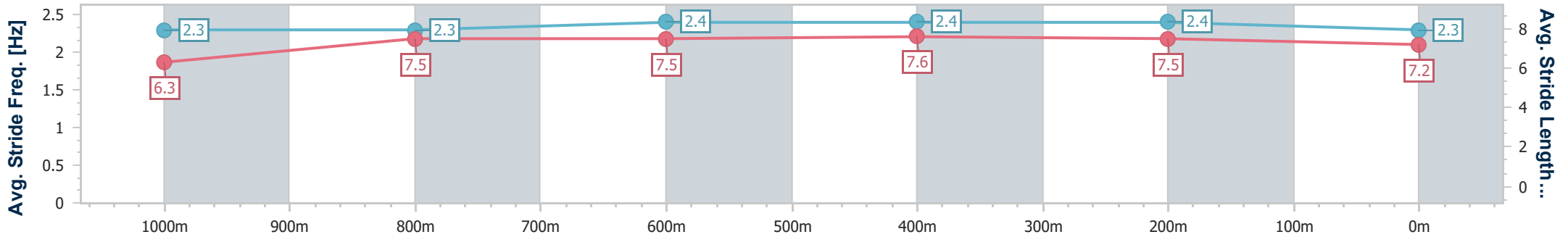
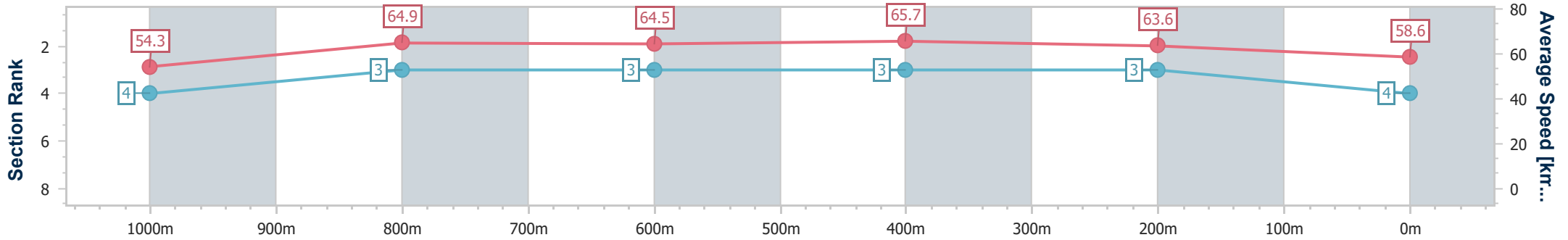
Horse/Jockey Name	Calm Seeker
Final Rank	4
Fastest Section Time (Section)	0:10.97 (600m)
Top Speed [km/h] (Section)	67.0 (600m)
Race State	Finished



Rockhampton QLD Professional
 Race 4: Join as an RJC Member OPEN Handicap - 1200m
 08 November 2024 - 14:53
 Track Rating: Good 4, Weather: Fine, Rail Position: +2.5m Entire



Section	Overall	1000m	800m	600m	400m	200m
Section Times	1:10.38 [4] (0:13.28)	0:57.10 [4] (0:11.13)	0:45.97 [3] (0:11.40)	0:34.57 [3] (0:10.97)	0:23.60 [3] (0:11.31)	0:12.29 [3] (0:12.29)
Average Speed [km/h]	54.3	64.9	64.5	65.7	63.6	58.6
Top Speed [km/h]	63.6	65.6	66.0	67.0	65.9	62.5
Avg. Dist. to Rail [m]	1.2	0.9	2.7	2.8	2.9	4.0
Avg. Stride Freq. [Hz]	2.3	2.3	2.4	2.4	2.4	2.3
Avg. Stride Length [m]	6.3	7.5	7.5	7.6	7.5	7.2



- [] Ranking at each section and finish
- .-.- No data available at this section
- NA No data available



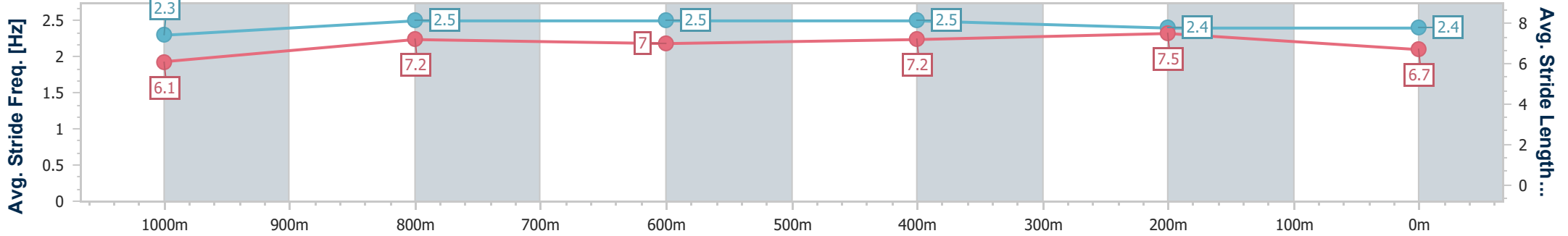
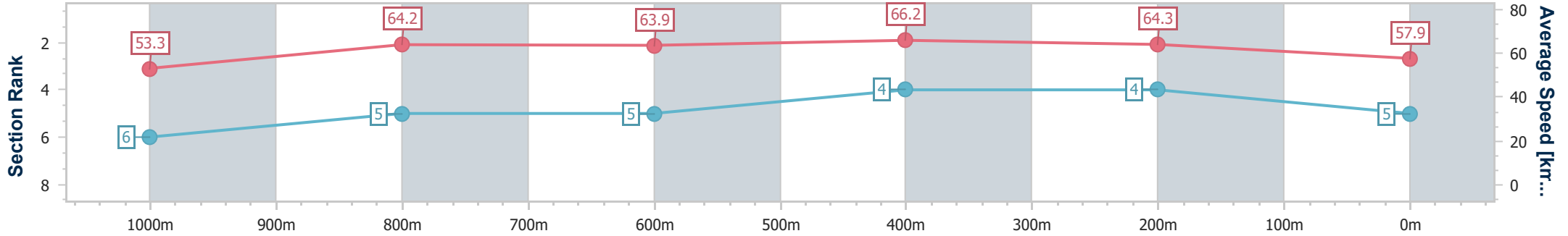
Horse/Jockey Name	Brad
Final Rank	5
Fastest Section Time (Section)	0:10.89 (600m)
Top Speed [km/h] (Section)	68.6 (600m)
Race State	Finished



Rockhampton QLD Professional
 Race 4: Join as an RJC Member OPEN Handicap - 1200m
 08 November 2024 - 14:53
 Track Rating: Good 4, Weather: Fine, Rail Position: +2.5m Entire



Section	Overall	1000m	800m	600m	400m	200m
Section Times	1:10.53 [5] (0:13.51)	0:57.02 [6] (0:11.13)	0:45.89 [5] (0:11.38)	0:34.51 [5] (0:10.89)	0:23.62 [4] (0:11.19)	0:12.43 [4] (0:12.43)
Average Speed [km/h]	53.3	64.2	63.9	66.2	64.3	57.9
Top Speed [km/h]	64.4	65.1	64.8	68.6	66.5	61.3
Avg. Dist. to Rail [m]	1.9	1.4	1.4	2.8	4.1	5.5
Avg. Stride Freq. [Hz]	2.3	2.5	2.5	2.5	2.4	2.4
Avg. Stride Length [m]	6.1	7.2	7.0	7.2	7.5	6.7



- [] Ranking at each section and finish
- .-.- No data available at this section
- NA No data available



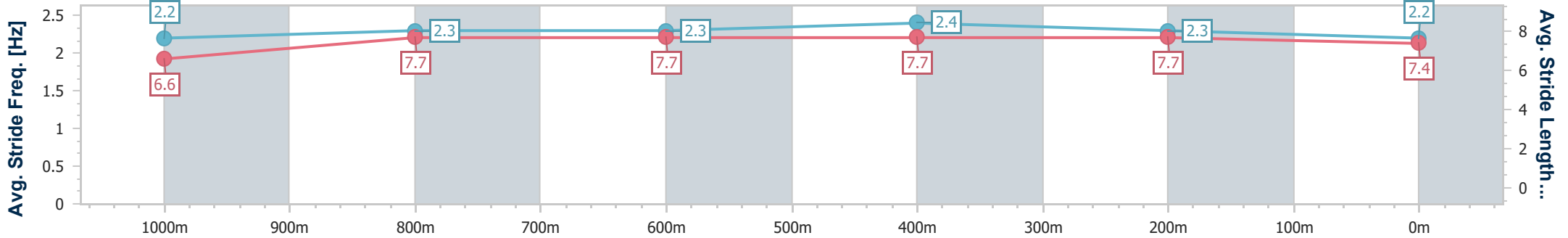
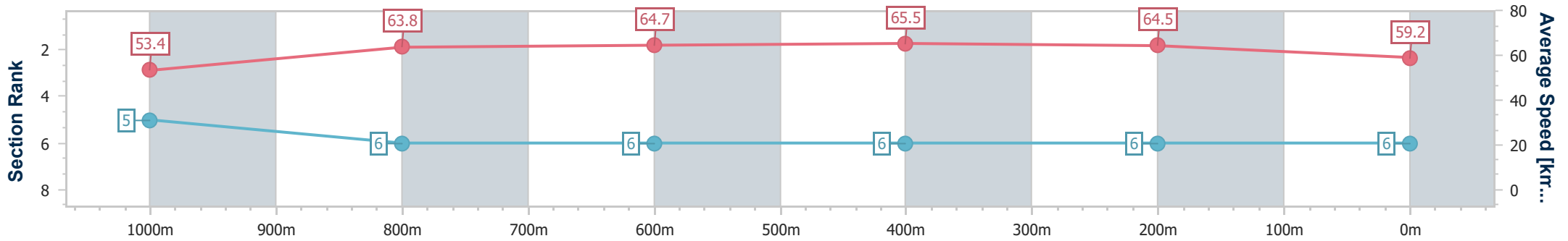
Horse/Jockey Name	Montenegro Man
Final Rank	6
Fastest Section Time (Section)	0:11.01 (600m)
Top Speed [km/h] (Section)	66.4 (600m)
Race State	Finished



Rockhampton QLD Professional
 Race 4: Join as an RJC Member OPEN Handicap - 1200m
 08 November 2024 - 14:53
 Track Rating: Good 4, Weather: Fine, Rail Position: +2.5m Entire



Section	Overall	1000m	800m	600m	400m	200m
Section Times	1:10.60 [6] (0:13.50)	0:57.10 [5] (0:11.33)	0:45.77 [6] (0:11.42)	0:34.35 [6] (0:11.01)	0:23.34 [6] (0:11.17)	0:12.17 [6] (0:12.17)
Average Speed [km/h]	53.4	63.8	64.7	65.5	64.5	59.2
Top Speed [km/h]	63.9	64.4	65.6	66.4	65.6	62.7
Avg. Dist. to Rail [m]	3.1	0.8	3.2	5.2	3.1	6.5
Avg. Stride Freq. [Hz]	2.2	2.3	2.3	2.4	2.3	2.2
Avg. Stride Length [m]	6.6	7.7	7.7	7.7	7.7	7.4



- [] Ranking at each section and finish
- .-.- No data available at this section
- NA No data available



Rockhampton QLD Professional

Race 5: Celebrate Christmas at Callaghan Park BENCHMARK 60 Handicap - 1811m

08 November 2024 - 15:29



Track Rating: Good 4, Weather: Fine, Rail Position: +2.5m Entire

Section		Field Times												
		Overall	1600m	1400m	1200m	1000m	800m	600m	Last 600m					
		1:50.41 (0:14.77)	1:35.64 (0:11.44)	1:24.20 (0:11.50)	1:12.70 (0:11.72)	1:00.98 (0:11.94)	0:49.04 (0:12.22)	0:36.82 (0:11.64)					0:36.82	
Rank	TAB Horse/Jockey	Barrier	Top Speed [km/h]	Fastest Section										Distance Travelled [m]
1	2 MURRAJONG ROAD Liv O'Donnell	4	63.5 1400m	0:11.46 1600m	1:50.41 [1] (0:15.10)	1:35.31 [3] (0:11.46)	1:23.85 [3] (0:11.53)	1:12.32 [3] (0:11.77)	1:00.55 [3] (0:11.91)	0:48.64 [3] (0:12.12)	0:36.52 [3] (0:11.58)	0:36.52		
2	1 CHASING JACKLEY McKenzie Apel	5	63.5 1600m	0:11.46 1600m	1:50.44 [2] (0:14.77)	1:35.67 [1] (0:11.46)	1:24.21 [2] (0:11.55)	1:12.66 [2] (0:11.72)	1:00.94 [2] (0:11.93)	0:49.01 [2] (0:12.16)	0:36.85 [2] (0:11.64)	0:36.85	+7	
3	4 STREET GLORY Ryan Wiggins	1	63.3 1600m	0:11.43 1600m	1:50.56 [3] (0:14.78)	1:35.78 [2] (0:11.43)	1:24.35 [1] (0:11.50)	1:12.85 [1] (0:11.72)	1:01.13 [1] (0:11.94)	0:49.19 [1] (0:12.22)	0:36.97 [1] (0:11.73)	0:36.97	-2	
4	8 SCHOONA THE BETTER Justin Stanley	9	63.6 600m	0:11.55 600m	1:50.72 [4] (0:15.76)	1:34.96 [8] (0:11.93)	1:23.03 [8] (0:11.66)	1:11.37 [8] (0:11.78)	0:59.59 [8] (0:11.80)	0:47.79 [8] (0:12.24)	0:35.55 [8] (0:11.55)	0:35.55	+7	
5	6 KELLERS SHELTER Les Tilley	3	63.1 1600m	0:11.55 1600m	1:50.91 [5] (0:15.28)	1:35.63 [4] (0:11.55)	1:24.08 [4] (0:11.69)	1:12.39 [4] (0:11.71)	1:00.68 [4] (0:11.80)	0:48.88 [4] (0:12.05)	0:36.83 [4] (0:11.62)	0:36.83	-4	
6	3 YUBETIDO Warwick Satherley	10	64.2 600m	0:11.39 600m	1:51.18 [6] (0:15.60)	1:35.58 [6] (0:11.69)	1:23.89 [6] (0:11.62)	1:12.27 [6] (0:11.81)	1:00.46 [6] (0:11.81)	0:48.65 [6] (0:11.83)	0:36.82 [5] (0:11.39)	0:36.82	+7	
7	5 DEEL WITH ME Sean Cormack	8	63.4 400m	0:11.66 600m	1:51.26 [7] (0:15.64)	1:35.62 [7] (0:11.76)	1:23.86 [7] (0:11.76)	1:12.10 [7] (0:11.89)	1:00.21 [7] (0:11.86)	0:48.35 [7] (0:12.12)	0:36.23 [7] (0:11.66)	0:36.23	+1	
8	7 BILPA MOREA Olivia Kendal	2	63.8 600m	0:11.52 600m	1:51.30 [8] (0:15.92)	1:35.38 [9] (0:12.03)	1:23.35 [9] (0:11.81)	1:11.54 [9] (0:11.85)	0:59.69 [10] (0:11.61)	0:48.08 [9] (0:11.97)	0:36.11 [9] (0:11.52)	0:36.11	-7	
9	9 XARELLO Adam Spinks	6	63.1 1600m	0:11.58 1400m	1:51.91 [9] (0:15.33)	1:36.58 [5] (0:11.61)	1:24.97 [5] (0:11.58)	1:13.39 [5] (0:11.75)	1:01.64 [5] (0:12.04)	0:49.60 [5] (0:12.32)	0:37.28 [6] (0:11.94)	0:37.28	+10	
10	10 SHADOW PROJECT Corey Bayliss	7	62.5 1400m	0:11.66 1400m	1:52.07 [10] (0:15.94)	1:36.13 [10] (0:12.18)	1:23.95 [10] (0:11.66)	1:12.29 [10] (0:11.83)	1:00.46 [9] (0:11.73)	0:48.73 [10] (0:11.88)	0:36.85 [10] (0:11.73)	0:36.85	+2	

[] Ranking at each section and finish
 -:-:- No data available at this section
 NA No data available

SCN Saddle cloth number
 DNF Did not finish
 DNT Did not track



Rockhampton QLD Professional
Race 5: Celebrate Christmas at Callaghan Park BENCHMARK 60
Handicap - 1811m
08 November 2024 - 15:29



Track Rating: Good 4, Weather: Fine, Rail Position: +2.5m Entire

Section				400m	200m			Last 600m		
Field Times				0:25.18 (0:12.00)	0:13.18 (0:13.18)			0:36.82		
Rank	TAB	Horse/Jockey	Barrier	Top Speed [km/h]	Fastest Section	Margin			Distance Travelled [m]	
1	2	MURRAJONG ROAD Liv O'Donnell	4	63.5 1400m	0:11.46 1600m	0:24.94 [3] (0:11.76)	0:13.18 [1] (0:13.18)	1:50.41	0:36.52	
2	1	CHASING JACKLEY McKenzie Apel	5	63.5 1600m	0:11.46 1600m	0:25.21 [1] (0:12.09)	0:13.12 [2] (0:13.12)	0.21L	0:36.85	+7
3	4	STREET GLORY Ryan Wiggins	1	63.3 1600m	0:11.43 1600m	0:25.24 [2] (0:12.07)	0:13.17 [3] (0:13.17)	0.91L	0:36.97	-2
4	8	SCHOONA THE BETTER Justin Stanley	9	63.6 600m	0:11.55 600m	0:24.00 [9] (0:11.65)	0:12.35 [6] (0:12.35)	1.87L	0:35.55	+7
5	6	KELLERS SHELTER Les Tilley	3	63.1 1600m	0:11.55 1600m	0:25.21 [4] (0:12.03)	0:13.18 [4] (0:13.18)	2.96L	0:36.83	-4
6	3	YUBETIDO Warwick Satherley	10	64.2 600m	0:11.39 600m	0:25.43 [5] (0:12.06)	0:13.37 [5] (0:13.37)	4.56L	0:36.82	+7
7	5	DEEL WITH ME Sean Cormack	8	63.4 400m	0:11.66 600m	0:24.57 [7] (0:11.70)	0:12.87 [7] (0:12.87)	5.02L	0:36.23	+1
8	7	BILPA MOREA Olivia Kendal	2	63.8 600m	0:11.52 600m	0:24.59 [8] (0:11.72)	0:12.87 [8] (0:12.87)	5.27L	0:36.11	-7
9	9	XARELLO Adam Spinks	6	63.1 1600m	0:11.58 1400m	0:25.34 [6] (0:12.18)	0:13.16 [9] (0:13.16)	8.87L	0:37.28	+10
10	10	SHADOW PROJECT Corey Bayliss	7	62.5 1400m	0:11.66 1400m	0:25.12 [10] (0:11.90)	0:13.22 [10] (0:13.22)	9.81L	0:36.85	+2

[] Ranking at each section and finish
 -:-:- No data available at this section
 NA No data available

SCN Saddle cloth number
 DNF Did not finish
 DNT Did not track



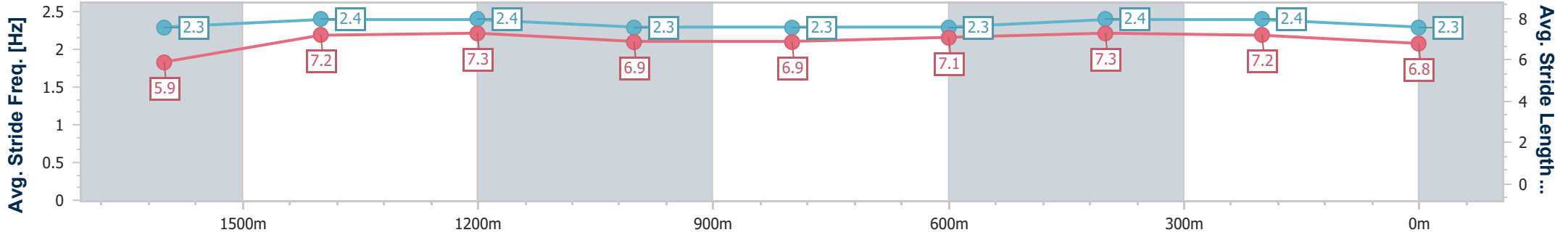
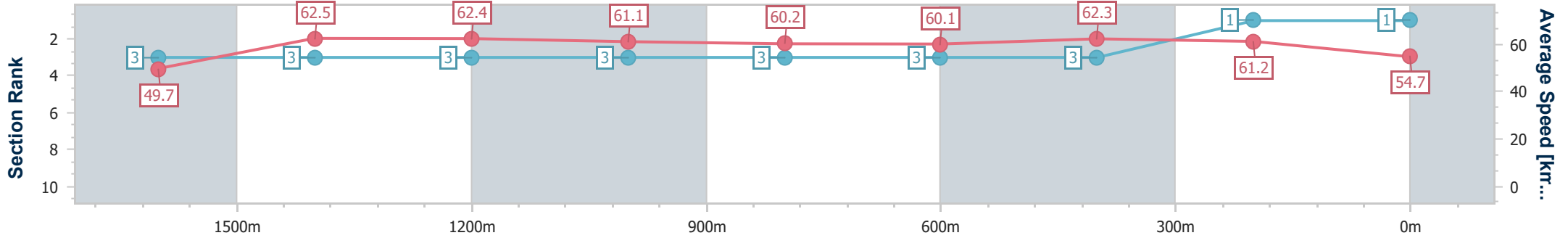
Horse/Jockey Name	Murrajong Road
Final Rank	1
Fastest Section Time (Section)	0:11.46 (1600m)
Top Speed [km/h] (Section)	63.5 (1400m)
Race State	Finished



Rockhampton QLD Professional
 Race 5: Celebrate Christmas at Callaghan Park BENCHMARK
 60 Handicap - 1811m
 08 November 2024 - 15:29
 Track Rating: Good 4, Weather: Fine, Rail Position: +2.5m Entire



Section	Overall	1600m	1400m	1200m	1000m	800m	600m	400m	200m				
Section Times	1:50.41 [1] (0:15.10)	1:35.31 [3] (0:11.46)	1:23.85 [3] (0:11.53)	1:12.32 [3] (0:11.77)	1:00.55 [3] (0:11.91)	0:48.64 [3] (0:12.12)	0:36.52 [3] (0:11.58)	0:24.94 [3] (0:11.76)	0:13.18 [1] (0:13.18)				
Average Speed [km/h]	49.7	62.5	62.4	61.1	60.2	60.1	62.3	61.2	54.7				
Top Speed [km/h]	62.2	63.5	63.5	62.4	62.0	62.2	63.2	62.9	58.7				
Avg. Dist. to Rail [m]	3.3	2.3	1.3	0.8	0.8	1.5	4.1	5.4	5.2				
Avg. Stride Freq. [Hz]	2.3	2.4	2.4	2.3	2.3	2.3	2.4	2.4	2.3				
Avg. Stride Length [m]	5.9	7.2	7.3	6.9	6.9	7.1	7.3	7.2	6.8				



- [] Ranking at each section and finish
- .-.- No data available at this section
- NA No data available



Horse/Jockey Name	Chasing Jackley
Final Rank	2
Fastest Section Time (Section)	0:11.46 (1600m)
Top Speed [km/h] (Section)	63.5 (1600m)
Race State	Finished



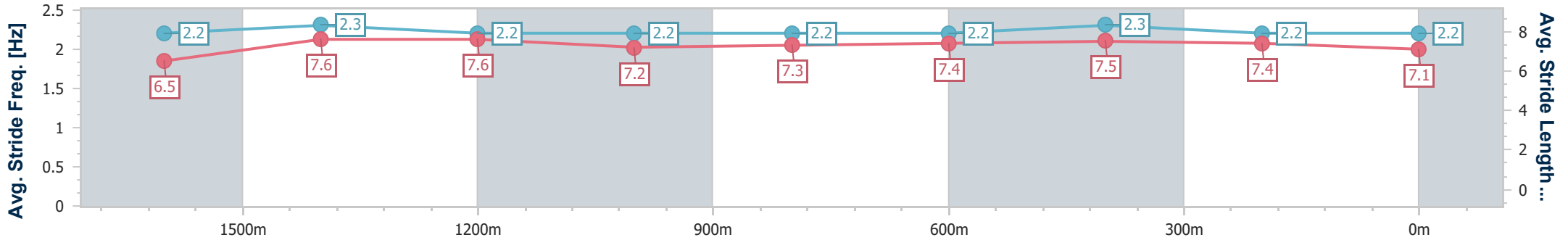
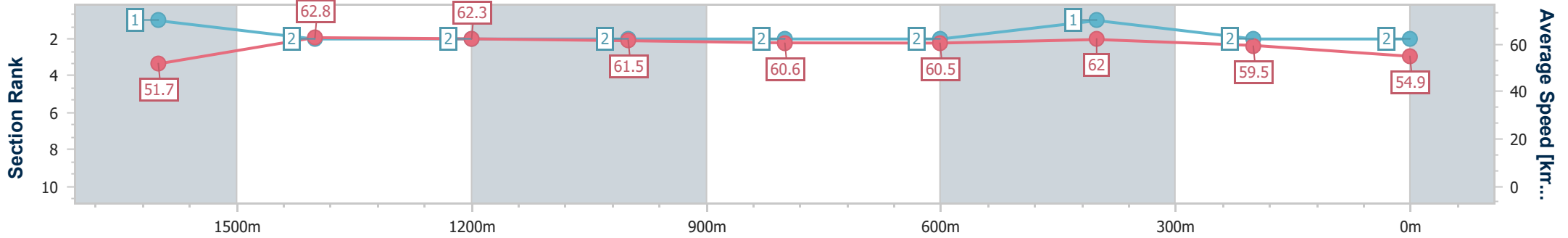
Rockhampton QLD Professional
 Race 5: Celebrate Christmas at Callaghan Park BENCHMARK
 60 Handicap - 1811m



08 November 2024 - 15:29

Track Rating: Good 4, Weather: Fine, Rail Position: +2.5m Entire

Section	Overall	1600m	1400m	1200m	1000m	800m	600m	400m	200m
Section Times	1:50.44 [2] (0:14.77)	1:35.67 [1] (0:11.46)	1:24.21 [2] (0:11.55)	1:12.66 [2] (0:11.72)	1:00.94 [2] (0:11.93)	0:49.01 [2] (0:12.16)	0:36.85 [2] (0:11.64)	0:25.21 [1] (0:12.09)	0:13.12 [2] (0:13.12)
Average Speed [km/h]	51.7	62.8	62.3	61.5	60.6	60.5	62.0	59.5	54.9
Top Speed [km/h]	62.3	63.5	63.3	62.6	60.9	61.2	62.5	61.9	58.0
Avg. Dist. to Rail [m]	3.8	0.5	0.4	0.4	0.6	2.6	4.1	4.5	4.1
Avg. Stride Freq. [Hz]	2.2	2.3	2.2	2.2	2.2	2.2	2.3	2.2	2.2
Avg. Stride Length [m]	6.5	7.6	7.6	7.2	7.3	7.4	7.5	7.4	7.1



- [] Ranking at each section and finish
- .-.- No data available at this section
- NA No data available



Horse/Jockey Name	Street Glory
Final Rank	3
Fastest Section Time (Section)	0:11.43 (1600m)
Top Speed [km/h] (Section)	63.3 (1600m)
Race State	Finished



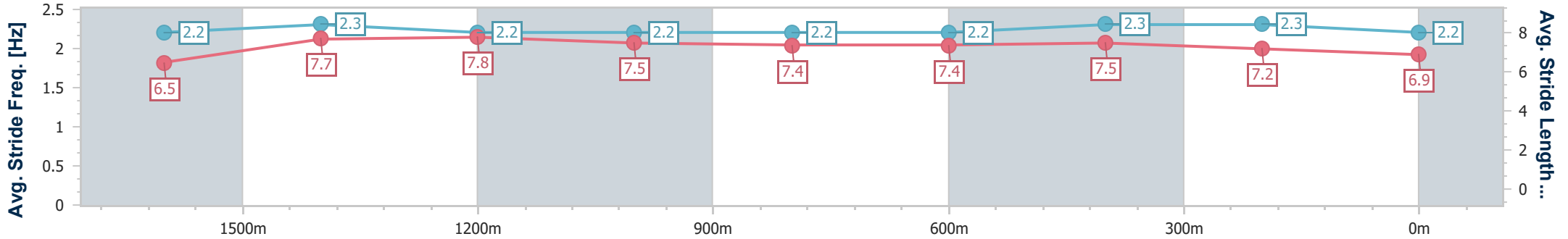
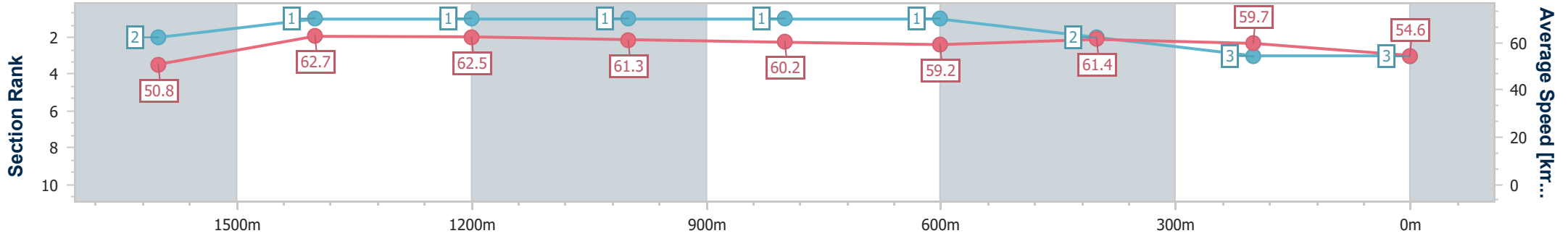
Rockhampton QLD Professional
 Race 5: Celebrate Christmas at Callaghan Park BENCHMARK
 60 Handicap - 1811m



08 November 2024 - 15:29

Track Rating: Good 4, Weather: Fine, Rail Position: +2.5m Entire

Section	Overall	1600m	1400m	1200m	1000m	800m	600m	400m	200m
Section Times	1:50.56 [3] (0:14.78)	1:35.78 [2] (0:11.43)	1:24.35 [1] (0:11.50)	1:12.85 [1] (0:11.72)	1:01.13 [1] (0:11.94)	0:49.19 [1] (0:12.22)	0:36.97 [1] (0:11.73)	0:25.24 [2] (0:12.07)	0:13.17 [3] (0:13.17)
Average Speed [km/h]	50.8	62.7	62.5	61.3	60.2	59.2	61.4	59.7	54.6
Top Speed [km/h]	61.9	63.3	62.9	62.0	61.4	59.8	62.2	61.8	57.7
Avg. Dist. to Rail [m]	3.0	2.7	2.2	1.3	0.5	0.4	1.4	2.2	2.8
Avg. Stride Freq. [Hz]	2.2	2.3	2.2	2.2	2.2	2.2	2.3	2.3	2.2
Avg. Stride Length [m]	6.5	7.7	7.8	7.5	7.4	7.4	7.5	7.2	6.9



- [] Ranking at each section and finish
- .-.- No data available at this section
- NA No data available



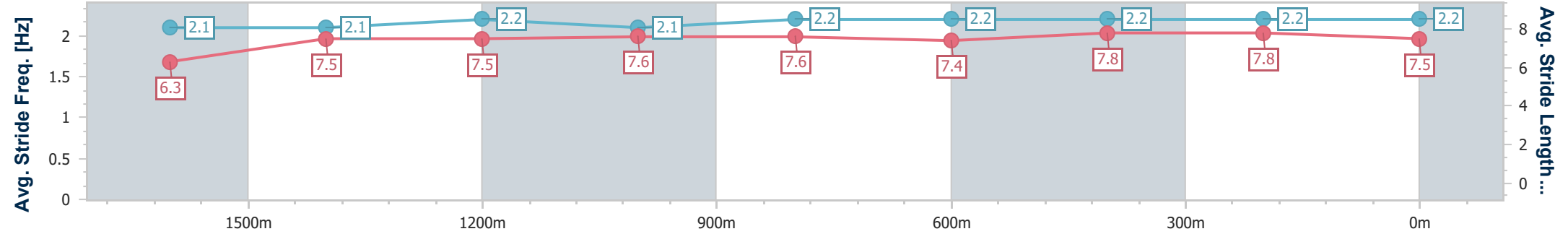
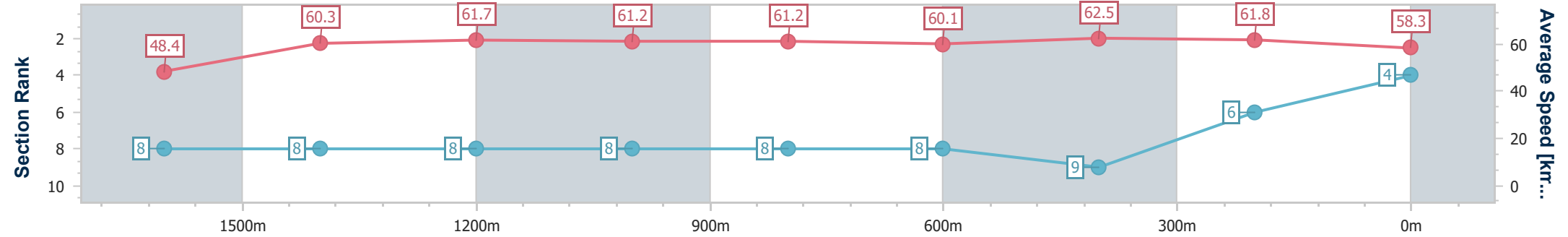
Horse/Jockey Name	Schoona The Better
Final Rank	4
Fastest Section Time (Section)	0:11.55 (600m)
Top Speed [km/h] (Section)	63.6 (600m)
Race State	Finished



Rockhampton QLD Professional
 Race 5: Celebrate Christmas at Callaghan Park BENCHMARK
 60 Handicap - 1811m
 08 November 2024 - 15:29
 Track Rating: Good 4, Weather: Fine, Rail Position: +2.5m Entire



Section	Overall	1600m	1400m	1200m	1000m	800m	600m	400m	200m
Section Times	1:50.72 [4] (0:15.76)	1:34.96 [8] (0:11.93)	1:23.03 [8] (0:11.66)	1:11.37 [8] (0:11.78)	0:59.59 [8] (0:11.80)	0:47.79 [8] (0:12.24)	0:35.55 [8] (0:11.55)	0:24.00 [9] (0:11.65)	0:12.35 [6] (0:12.35)
Average Speed [km/h]	48.4	60.3	61.7	61.2	61.2	60.1	62.5	61.8	58.3
Top Speed [km/h]	58.7	62.0	61.9	61.7	62.2	60.7	63.6	63.3	60.4
Avg. Dist. to Rail [m]	4.7	0.3	0.2	0.2	0.8	2.5	5.1	7.1	7.8
Avg. Stride Freq. [Hz]	2.1	2.1	2.2	2.1	2.2	2.2	2.2	2.2	2.2
Avg. Stride Length [m]	6.3	7.5	7.5	7.6	7.6	7.4	7.8	7.8	7.5



- [] Ranking at each section and finish
- .-.- No data available at this section
- NA No data available



Horse/Jockey Name	Kellers Shelter
Final Rank	5
Fastest Section Time (Section)	0:11.55 (1600m)
Top Speed [km/h] (Section)	63.1 (1600m)
Race State	Finished



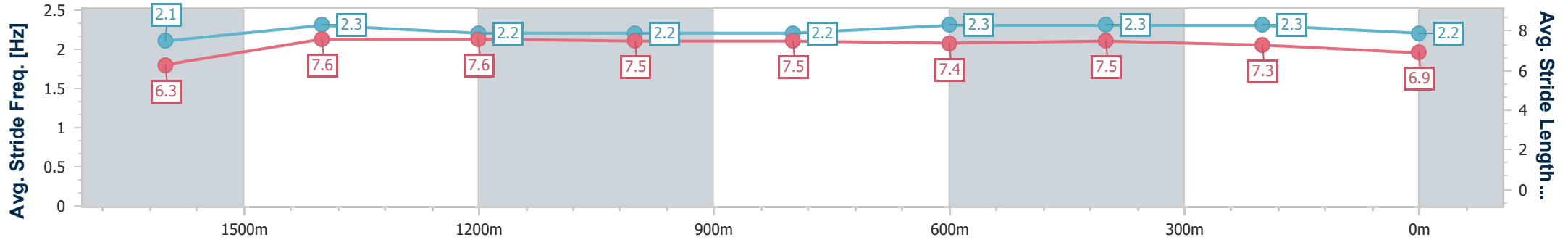
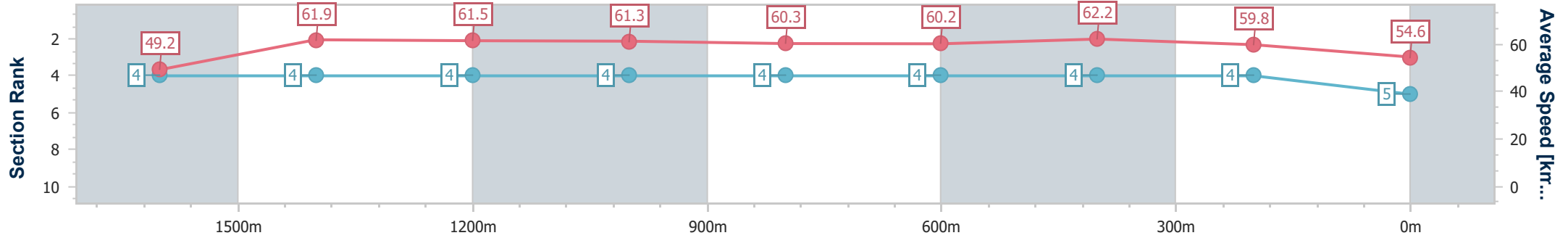
Rockhampton QLD Professional
 Race 5: Celebrate Christmas at Callaghan Park BENCHMARK
 60 Handicap - 1811m



08 November 2024 - 15:29

Track Rating: Good 4, Weather: Fine, Rail Position: +2.5m Entire

Section	Overall	1600m	1400m	1200m	1000m	800m	600m	400m	200m
Section Times	1:50.91 [5] (0:15.28)	1:35.63 [4] (0:11.55)	1:24.08 [4] (0:11.69)	1:12.39 [4] (0:11.71)	1:00.68 [4] (0:11.80)	0:48.88 [4] (0:12.05)	0:36.83 [4] (0:11.62)	0:25.21 [4] (0:12.03)	0:13.18 [4] (0:13.18)
Average Speed [km/h]	49.2	61.9	61.5	61.3	60.3	60.2	62.2	59.8	54.6
Top Speed [km/h]	60.9	63.1	62.1	61.6	60.8	62.1	62.6	62.3	58.1
Avg. Dist. to Rail [m]	3.6	3.6	2.7	2.6	2.0	1.3	4.0	4.8	5.4
Avg. Stride Freq. [Hz]	2.1	2.3	2.2	2.2	2.2	2.3	2.3	2.3	2.2
Avg. Stride Length [m]	6.3	7.6	7.6	7.5	7.5	7.4	7.5	7.3	6.9



- [] Ranking at each section and finish
- .-.- No data available at this section
- NA No data available



Horse/Jockey Name	Yubetido
Final Rank	6
Fastest Section Time (Section)	0:11.39 (600m)
Top Speed [km/h] (Section)	64.2 (600m)
Race State	Finished



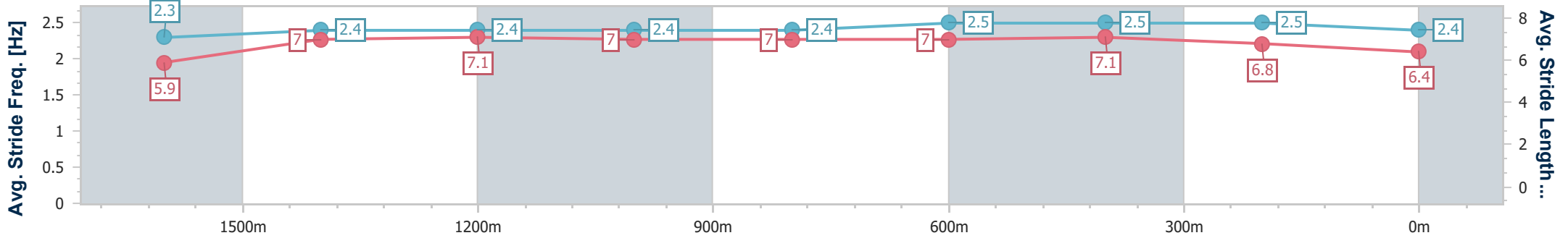
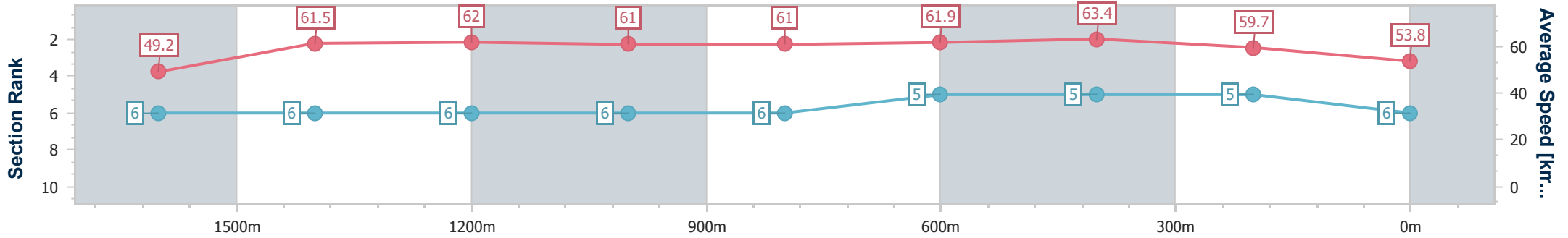
Rockhampton QLD Professional
 Race 5: Celebrate Christmas at Callaghan Park BENCHMARK
 60 Handicap - 1811m



08 November 2024 - 15:29

Track Rating: Good 4, Weather: Fine, Rail Position: +2.5m Entire

Section	Overall	1600m	1400m	1200m	1000m	800m	600m	400m	200m
Section Times	1:51.18 [6] (0:15.60)	1:35.58 [6] (0:11.69)	1:23.89 [6] (0:11.62)	1:12.27 [6] (0:11.81)	1:00.46 [6] (0:11.81)	0:48.65 [6] (0:11.83)	0:36.82 [5] (0:11.39)	0:25.43 [5] (0:12.06)	0:13.37 [5] (0:13.37)
Average Speed [km/h]	49.2	61.5	62.0	61.0	61.0	61.9	63.4	59.7	53.8
Top Speed [km/h]	60.1	62.6	62.8	61.9	62.3	62.9	64.2	62.2	57.4
Avg. Dist. to Rail [m]	5.7	0.5	0.2	0.3	0.5	2.1	5.8	6.1	6.8
Avg. Stride Freq. [Hz]	2.3	2.4	2.4	2.4	2.4	2.5	2.5	2.5	2.4
Avg. Stride Length [m]	5.9	7.0	7.1	7.0	7.0	7.0	7.1	6.8	6.4



- [] Ranking at each section and finish
- .-.- No data available at this section
- NA No data available



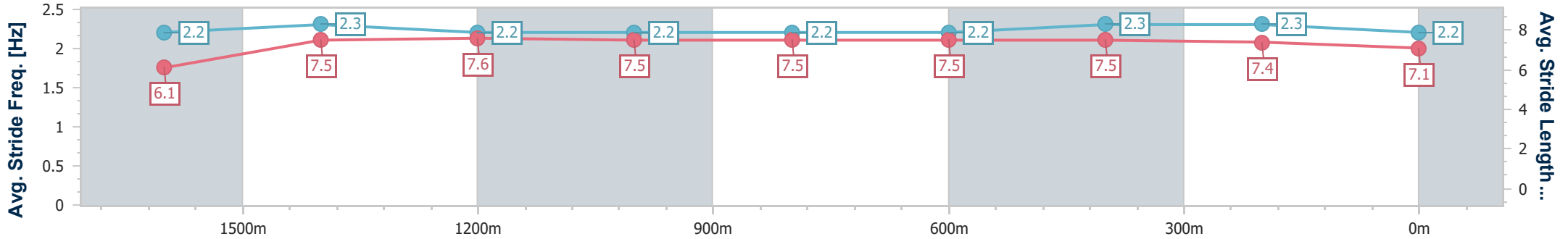
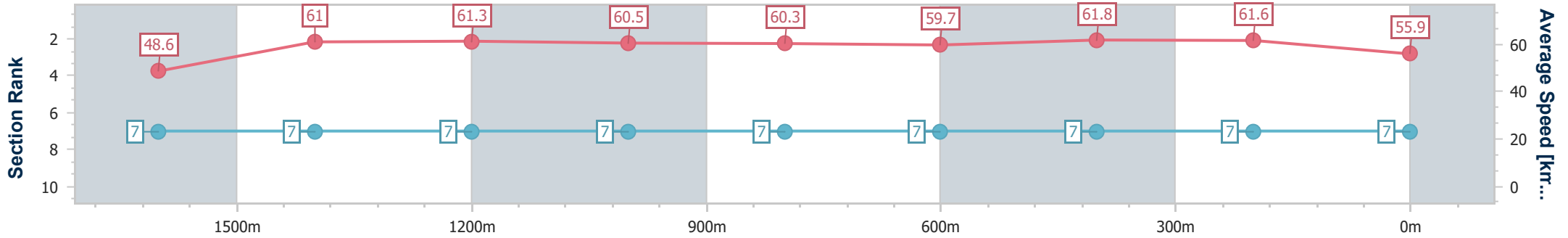
Horse/Jockey Name	Deel With Me
Final Rank	7
Fastest Section Time (Section)	0:11.66 (600m)
Top Speed [km/h] (Section)	63.4 (400m)
Race State	Finished



Rockhampton QLD Professional
 Race 5: Celebrate Christmas at Callaghan Park BENCHMARK
 60 Handicap - 1811m
 08 November 2024 - 15:29
 Track Rating: Good 4, Weather: Fine, Rail Position: +2.5m Entire



Section	Overall	1600m	1400m	1200m	1000m	800m	600m	400m	200m				
Section Times	1:51.26 [7] (0:15.64)	1:35.62 [7] (0:11.76)	1:23.86 [7] (0:11.76)	1:12.10 [7] (0:11.89)	1:00.21 [7] (0:11.86)	0:48.35 [7] (0:12.12)	0:36.23 [7] (0:11.66)	0:24.57 [7] (0:11.70)	0:12.87 [7] (0:12.87)				
Average Speed [km/h]	48.6	61.0	61.3	60.5	60.3	59.7	61.8	61.6	55.9				
Top Speed [km/h]	59.9	62.9	62.2	61.2	60.9	60.4	63.2	63.4	59.3				
Avg. Dist. to Rail [m]	4.4	1.7	0.5	0.8	1.1	1.0	3.1	3.9	3.6				
Avg. Stride Freq. [Hz]	2.2	2.3	2.2	2.2	2.2	2.2	2.3	2.3	2.2				
Avg. Stride Length [m]	6.1	7.5	7.6	7.5	7.5	7.5	7.5	7.4	7.1				



- [] Ranking at each section and finish
- .-.- No data available at this section
- NA No data available



Horse/Jockey Name	Bilpa Morea
Final Rank	8
Fastest Section Time (Section)	0:11.52 (600m)
Top Speed [km/h] (Section)	63.8 (600m)
Race State	Finished



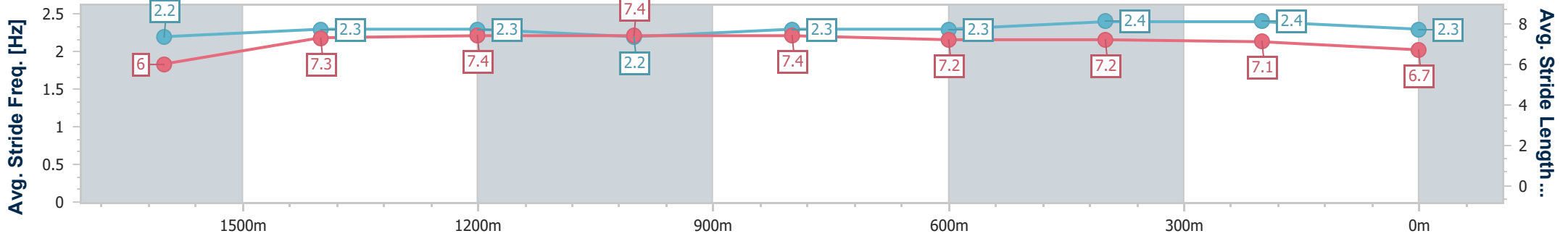
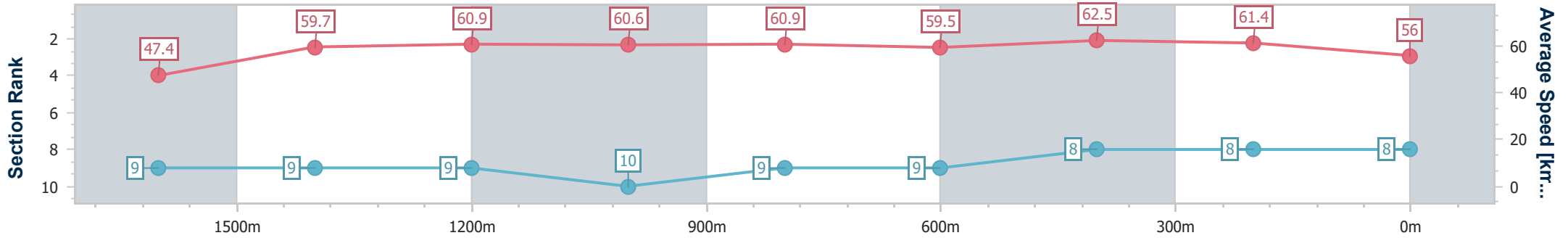
Rockhampton QLD Professional
 Race 5: Celebrate Christmas at Callaghan Park BENCHMARK
 60 Handicap - 1811m



08 November 2024 - 15:29

Track Rating: Good 4, Weather: Fine, Rail Position: +2.5m Entire

Section	Overall	1600m	1400m	1200m	1000m	800m	600m	400m	200m
Section Times	1:51.30 [8] (0:15.92)	1:35.38 [9] (0:12.03)	1:23.35 [9] (0:11.81)	1:11.54 [9] (0:11.85)	0:59.69 [10] (0:11.61)	0:48.08 [9] (0:11.97)	0:36.11 [9] (0:11.52)	0:24.59 [8] (0:11.72)	0:12.87 [8] (0:12.87)
Average Speed [km/h]	47.4	59.7	60.9	60.6	60.9	59.5	62.5	61.4	56.0
Top Speed [km/h]	59.0	60.7	62.0	62.0	61.5	61.5	63.8	63.3	58.7
Avg. Dist. to Rail [m]	2.9	2.3	2.2	2.5	3.3	1.7	1.3	1.9	2.0
Avg. Stride Freq. [Hz]	2.2	2.3	2.3	2.2	2.3	2.3	2.4	2.4	2.3
Avg. Stride Length [m]	6.0	7.3	7.4	7.4	7.4	7.2	7.2	7.1	6.7



- [] Ranking at each section and finish
- .-.- No data available at this section
- NA No data available



Horse/Jockey Name	Xarello
Final Rank	9
Fastest Section Time (Section)	0:11.58 (1400m)
Top Speed [km/h] (Section)	63.1 (1600m)
Race State	Finished



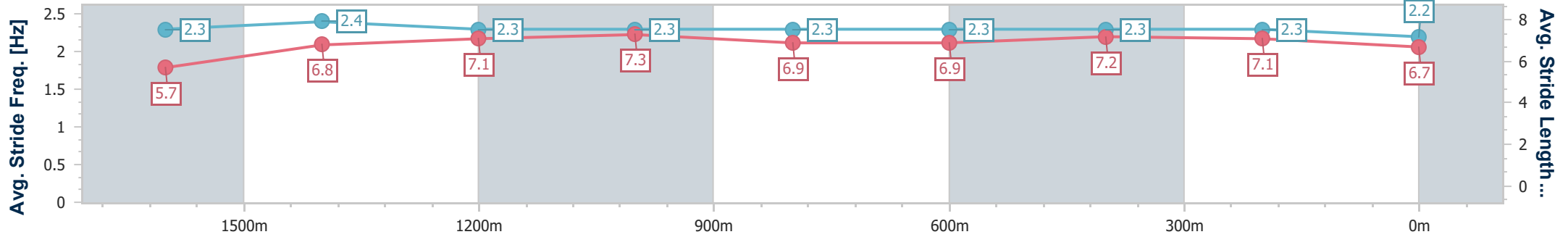
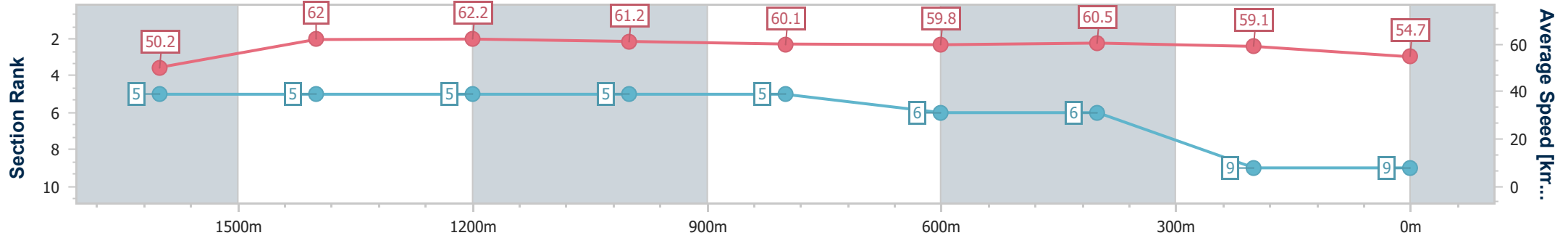
Rockhampton QLD Professional
 Race 5: Celebrate Christmas at Callaghan Park BENCHMARK
 60 Handicap - 1811m



08 November 2024 - 15:29

Track Rating: Good 4, Weather: Fine, Rail Position: +2.5m Entire

Section	Overall	1600m	1400m	1200m	1000m	800m	600m	400m	200m
Section Times	1:51.91 [9] (0:15.33)	1:36.58 [5] (0:11.61)	1:24.97 [5] (0:11.58)	1:13.39 [5] (0:11.75)	1:01.64 [5] (0:12.04)	0:49.60 [5] (0:12.32)	0:37.28 [6] (0:11.94)	0:25.34 [6] (0:12.18)	0:13.16 [9] (0:13.16)
Average Speed [km/h]	50.2	62.0	62.2	61.2	60.1	59.8	60.5	59.1	54.7
Top Speed [km/h]	59.9	63.1	62.8	62.0	60.9	60.1	61.0	60.6	57.5
Avg. Dist. to Rail [m]	4.9	0.2	0.5	0.5	0.8	2.9	5.0	5.8	6.3
Avg. Stride Freq. [Hz]	2.3	2.4	2.3	2.3	2.3	2.3	2.3	2.3	2.2
Avg. Stride Length [m]	5.7	6.8	7.1	7.3	6.9	6.9	7.2	7.1	6.7



- [] Ranking at each section and finish
- .-.- No data available at this section
- NA No data available



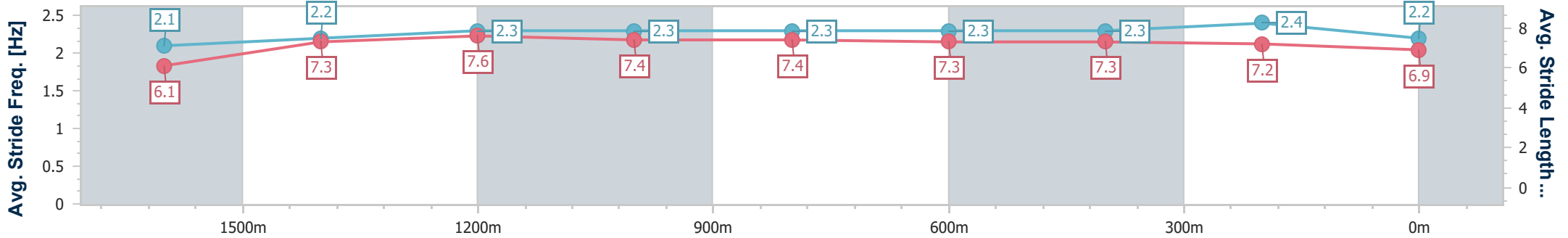
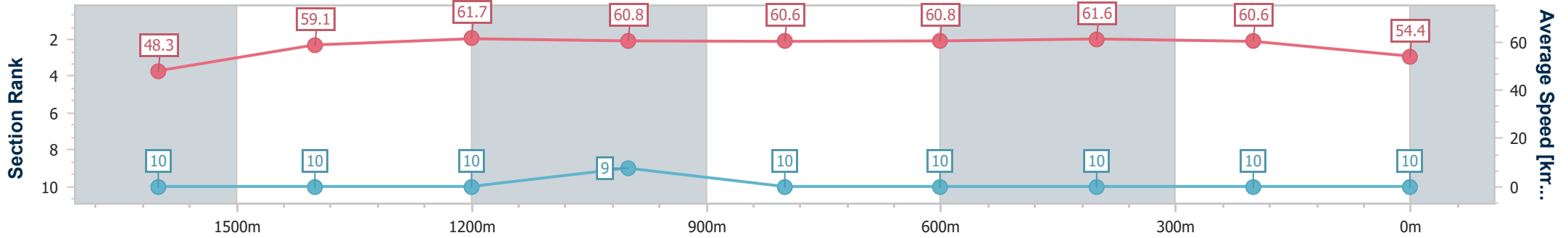
Horse/Jockey Name	Shadow Project
Final Rank	10
Fastest Section Time (Section)	0:11.66 (1400m)
Top Speed [km/h] (Section)	62.5 (1400m)
Race State	Finished



Rockhampton QLD Professional
 Race 5: Celebrate Christmas at Callaghan Park BENCHMARK
 60 Handicap - 1811m
 08 November 2024 - 15:29
 Track Rating: Good 4, Weather: Fine, Rail Position: +2.5m Entire



Section	Overall	1600m	1400m	1200m	1000m	800m	600m	400m	200m
Section Times	1:52.07 [10] (0:15.94)	1:36.13 [10] (0:12.18)	1:23.95 [10] (0:11.66)	1:12.29 [10] (0:11.83)	1:00.46 [9] (0:11.73)	0:48.73 [10] (0:11.88)	0:36.85 [10] (0:11.73)	0:25.12 [10] (0:11.90)	0:13.22 [10] (0:13.22)
Average Speed [km/h]	48.3	59.1	61.7	60.8	60.6	60.8	61.6	60.6	54.4
Top Speed [km/h]	57.6	61.2	62.5	61.5	61.5	61.5	62.4	62.1	57.4
Avg. Dist. to Rail [m]	5.0	0.8	0.4	0.8	1.9	1.9	6.1	8.8	10.3
Avg. Stride Freq. [Hz]	2.1	2.2	2.3	2.3	2.3	2.3	2.3	2.4	2.2
Avg. Stride Length [m]	6.1	7.3	7.6	7.4	7.4	7.3	7.3	7.2	6.9



- [] Ranking at each section and finish
- .-.- No data available at this section
- NA No data available



Rockhampton QLD Professional

Race 6: Become a RJC Gold Club Member BenchMark 58 Handicap - 1050m

08 November 2024 - 16:08



Track Rating: Good 4, Weather: Fine, Rail Position: +2.5m Entire

Section		Overall	1000m	800m	600m	400m	200m	Last 600m						
Field Times		1:00.29 (0:04.48)	0:55.81 (0:11.04)	0:44.77 (0:10.95)	0:33.82 (0:10.67)	0:23.15 (0:11.07)	0:12.08 (0:12.08)	0:33.82						
Rank	TAB Horse/Jockey	Barrier	Top Speed [km/h]	Fastest Section									Margin	Distance Travelled [m]
1	8 CALL ME MARILYN Warwick Satherley	7	69.7 600m	0:04.52 Overall	1:00.29 [1] (0:04.52)	0:55.77 [2] (0:11.03)	0:44.74 [2] (0:11.12)	0:33.62 [2] (0:10.55)	0:23.07 [2] (0:10.99)	0:12.08 [1] (0:12.08)	1:00.29	0:33.62		
2	1 PRETTY SLICK McKenzie Apel	6	69.4 600m	0:04.58 Overall	1:00.55 [2] (0:04.58)	0:55.97 [5] (0:11.39)	0:44.58 [4] (0:11.09)	0:33.49 [4] (0:10.47)	0:23.02 [4] (0:10.90)	0:12.12 [3] (0:12.12)	1.51L	0:33.49	+1	
3	3 NOBLE HEART Liv O'Donnell	5	68.1 600m	0:04.68 Overall	1:00.64 [3] (0:04.68)	0:55.96 [7] (0:11.59)	0:44.37 [7] (0:11.21)	0:33.16 [7] (0:10.77)	0:22.39 [7] (0:10.85)	0:11.54 [6] (0:11.54)	2.09L	0:33.16	-3	
4	2 BARNEY RABBLE Sean Cormack	2	69.4 600m	0:04.54 Overall	1:00.69 [4] (0:04.54)	0:56.15 [3] (0:11.20)	0:44.95 [3] (0:11.04)	0:33.91 [3] (0:10.62)	0:23.29 [3] (0:11.06)	0:12.23 [4] (0:12.23)	2.35L	0:33.91	-6	
5	5 RUBUNKAR Olivia Kendal	3	68.6 600m	0:04.66 Overall	1:00.78 [5] (0:04.66)	0:56.12 [6] (0:11.35)	0:44.77 [5] (0:11.06)	0:33.71 [5] (0:10.72)	0:22.99 [5] (0:10.96)	0:12.03 [5] (0:12.03)	2.91L	0:33.71	-7	
6	10 PENMAN Cejay Graham	1	68.9 600m	0:04.48 Overall	1:00.85 [6] (0:04.48)	0:56.37 [1] (0:11.04)	0:45.33 [1] (0:10.95)	0:34.38 [1] (0:10.67)	0:23.71 [1] (0:11.17)	0:12.54 [2] (0:12.54)	3.29L	0:34.38	-4	
7	6 CAVENTE Adam Spinks	4	67.6 600m	0:04.57 Overall	1:01.11 [7] (0:04.57)	0:56.54 [4] (0:11.47)	0:45.07 [6] (0:11.36)	0:33.71 [6] (0:10.82)	0:22.89 [6] (0:10.91)	0:11.98 [7] (0:11.98)	4.83L	0:33.71	-1	

Scratched: Gilbert's Gold (#9), Boston City (#4), Palatial Prince (#7)

[] Ranking at each section and finish
 -:-:- No data available at this section
 NA No data available

SCN Saddle cloth number
 DNF Did not finish
 DNT Did not track



Horse/Jockey Name	Call Me Marilyn
Final Rank	1
Fastest Section Time (Section)	0:04.52 (Overall)
Top Speed [km/h] (Section)	69.7 (600m)
Race State	Finished



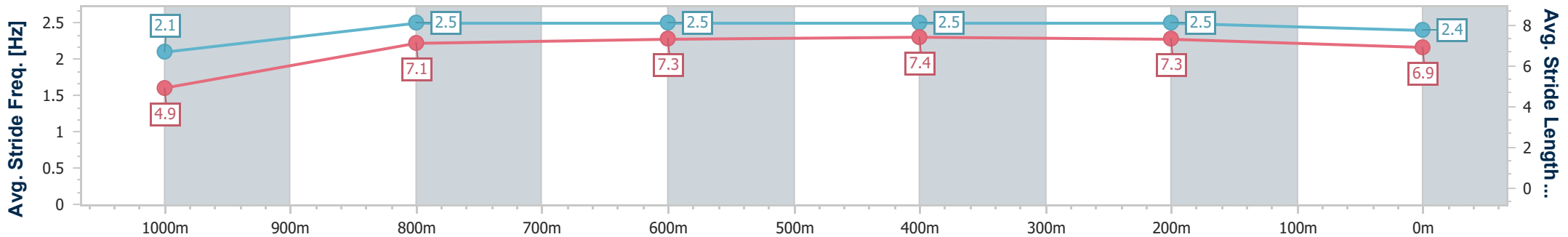
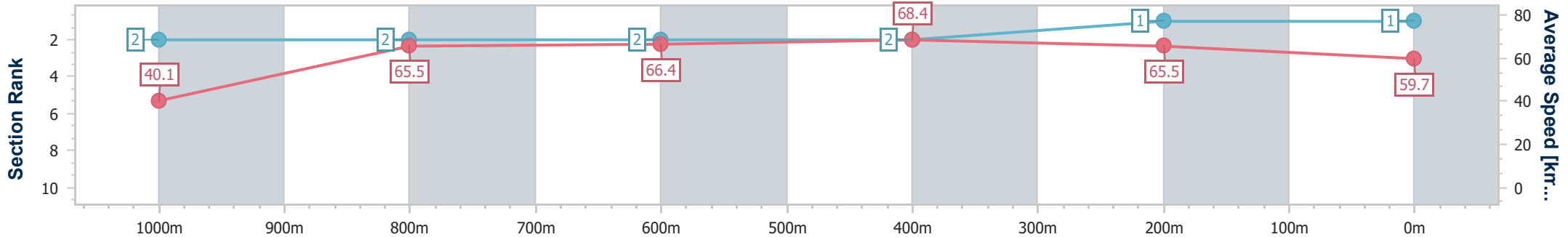
Rockhampton QLD Professional
 Race 6: Become a RJC Gold Club Member BenchMark 58
 Handicap - 1050m



08 November 2024 - 16:08

Track Rating: Good 4, Weather: Fine, Rail Position: +2.5m Entire

Section	Overall	1000m	800m	600m	400m	200m
Section Times	1:00.29 [1] (0:04.52)	0:55.77 [2] (0:11.03)	0:44.74 [2] (0:11.12)	0:33.62 [2] (0:10.55)	0:23.07 [2] (0:10.99)	0:12.08 [1] (0:12.08)
Average Speed [km/h]	40.1	65.5	66.4	68.4	65.5	59.7
Top Speed [km/h]	57.7	67.7	68.1	69.7	68.3	64.0
Avg. Dist. to Rail [m]	9.3	1.9	3.0	2.6	3.0	3.6
Avg. Stride Freq. [Hz]	2.1	2.5	2.5	2.5	2.5	2.4
Avg. Stride Length [m]	4.9	7.1	7.3	7.4	7.3	6.9



- [] Ranking at each section and finish
- .-.- No data available at this section
- NA No data available



Horse/Jockey Name	Pretty Slick
Final Rank	2
Fastest Section Time (Section)	0:04.58 (Overall)
Top Speed [km/h] (Section)	69.4 (600m)
Race State	Finished



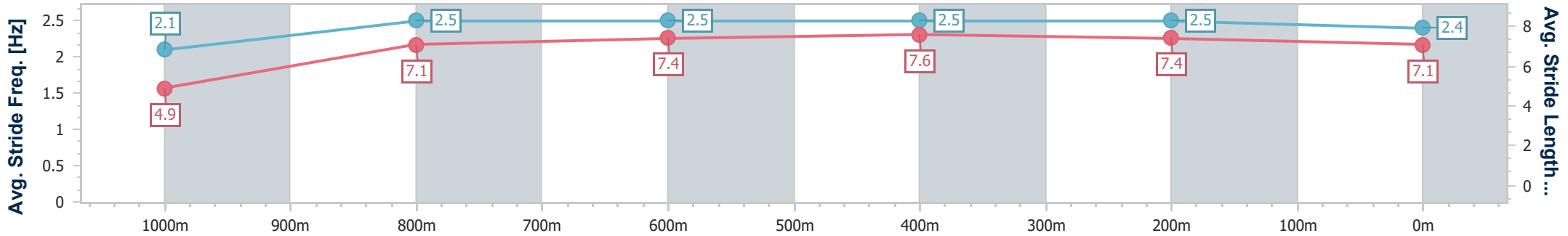
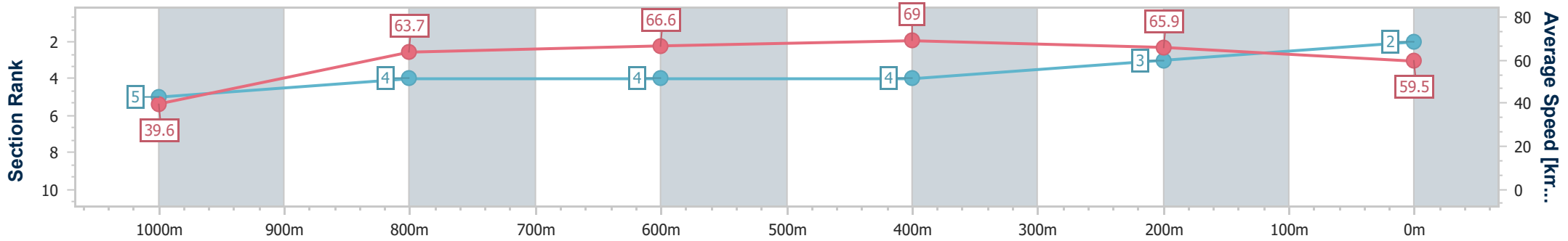
Rockhampton QLD Professional
 Race 6: Become a RJC Gold Club Member BenchMark 58
 Handicap - 1050m



08 November 2024 - 16:08

Track Rating: Good 4, Weather: Fine, Rail Position: +2.5m Entire

Section	Overall	1000m	800m	600m	400m	200m
Section Times	1:00.55 [2] (0:04.58)	0:55.97 [5] (0:11.39)	0:44.58 [4] (0:11.09)	0:33.49 [4] (0:10.47)	0:23.02 [4] (0:10.90)	0:12.12 [3] (0:12.12)
Average Speed [km/h]	39.6	63.7	66.6	69.0	65.9	59.5
Top Speed [km/h]	56.8	66.4	68.6	69.4	69.1	63.2
Avg. Dist. to Rail [m]	8.3	2.1	3.0	5.3	7.7	8.9
Avg. Stride Freq. [Hz]	2.1	2.5	2.5	2.5	2.5	2.4
Avg. Stride Length [m]	4.9	7.1	7.4	7.6	7.4	7.1



- [] Ranking at each section and finish
- .-.- No data available at this section
- NA No data available



Horse/Jockey Name	Noble Heart
Final Rank	3
Fastest Section Time (Section)	0:04.68 (Overall)
Top Speed [km/h] (Section)	68.1 (600m)
Race State	Finished



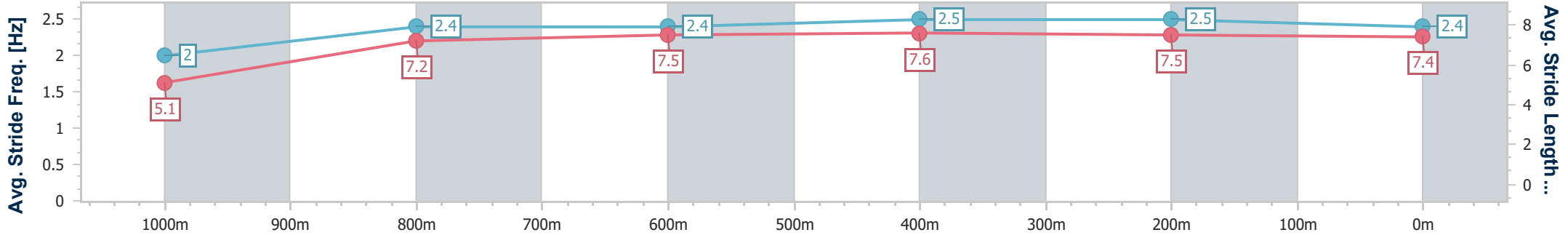
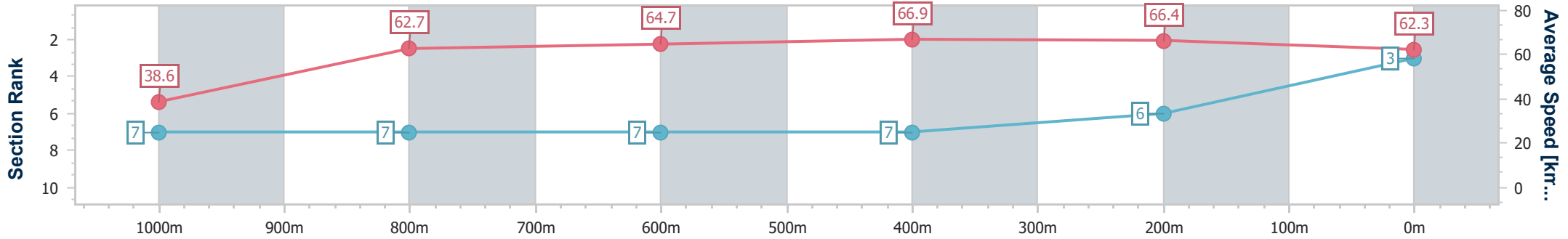
Rockhampton QLD Professional
 Race 6: Become a RJC Gold Club Member BenchMark 58
 Handicap - 1050m



08 November 2024 - 16:08

Track Rating: Good 4, Weather: Fine, Rail Position: +2.5m Entire

Section	Overall	1000m	800m	600m	400m	200m
Section Times	1:00.64 [3] (0:04.68)	0:55.96 [7] (0:11.59)	0:44.37 [7] (0:11.21)	0:33.16 [7] (0:10.77)	0:22.39 [7] (0:10.85)	0:11.54 [6] (0:11.54)
Average Speed [km/h]	38.6	62.7	64.7	66.9	66.4	62.3
Top Speed [km/h]	54.7	65.9	66.3	68.1	67.4	65.0
Avg. Dist. to Rail [m]	8.7	2.0	1.0	2.2	3.5	5.2
Avg. Stride Freq. [Hz]	2.0	2.4	2.4	2.5	2.5	2.4
Avg. Stride Length [m]	5.1	7.2	7.5	7.6	7.5	7.4



- [] Ranking at each section and finish
- .-.- No data available at this section
- NA No data available



Horse/Jockey Name	Barney Rabble
Final Rank	4
Fastest Section Time (Section)	0:04.54 (Overall)
Top Speed [km/h] (Section)	69.4 (600m)
Race State	Finished



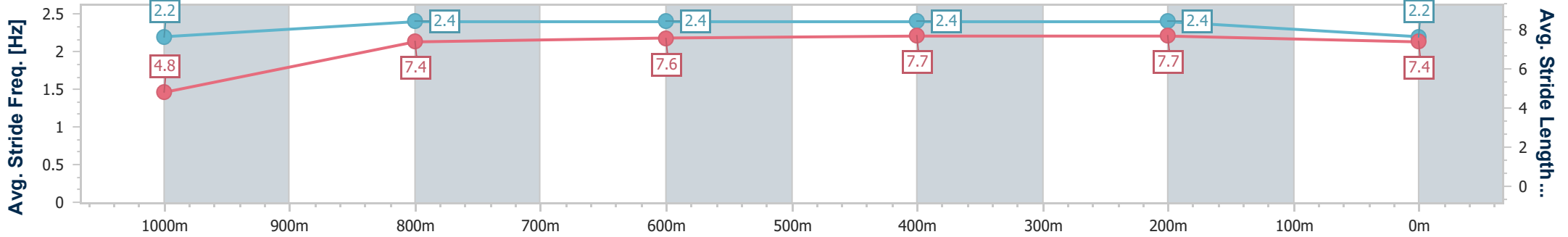
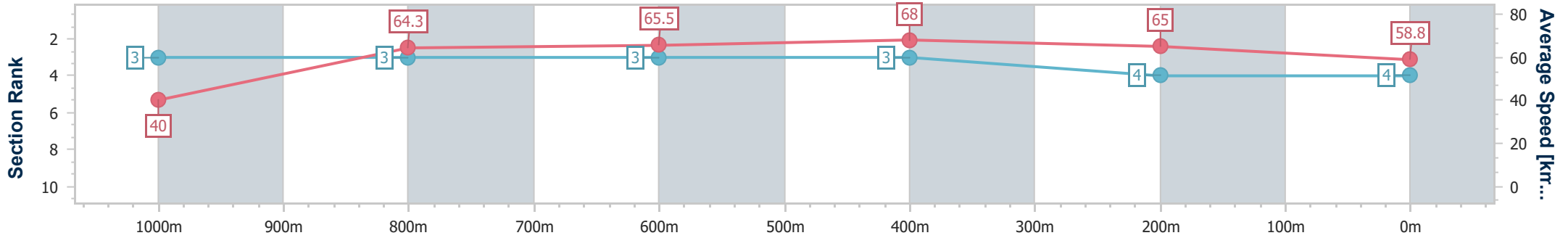
Rockhampton QLD Professional
 Race 6: Become a RJC Gold Club Member BenchMark 58
 Handicap - 1050m



08 November 2024 - 16:08

Track Rating: Good 4, Weather: Fine, Rail Position: +2.5m Entire

Section	Overall	1000m	800m	600m	400m	200m
Section Times	1:00.69 [4] (0:04.54)	0:56.15 [3] (0:11.20)	0:44.95 [3] (0:11.04)	0:33.91 [3] (0:10.62)	0:23.29 [3] (0:11.06)	0:12.23 [4] (0:12.23)
Average Speed [km/h]	40.0	64.3	65.5	68.0	65.0	58.8
Top Speed [km/h]	55.4	66.8	66.8	69.4	68.7	62.1
Avg. Dist. to Rail [m]	5.1	0.6	1.1	2.6	3.8	5.7
Avg. Stride Freq. [Hz]	2.2	2.4	2.4	2.4	2.4	2.2
Avg. Stride Length [m]	4.8	7.4	7.6	7.7	7.7	7.4



- [] Ranking at each section and finish
- .-.- No data available at this section
- NA No data available



Horse/Jockey Name	Rubunkar
Final Rank	5
Fastest Section Time (Section)	0:04.66 (Overall)
Top Speed [km/h] (Section)	68.6 (600m)
Race State	Finished



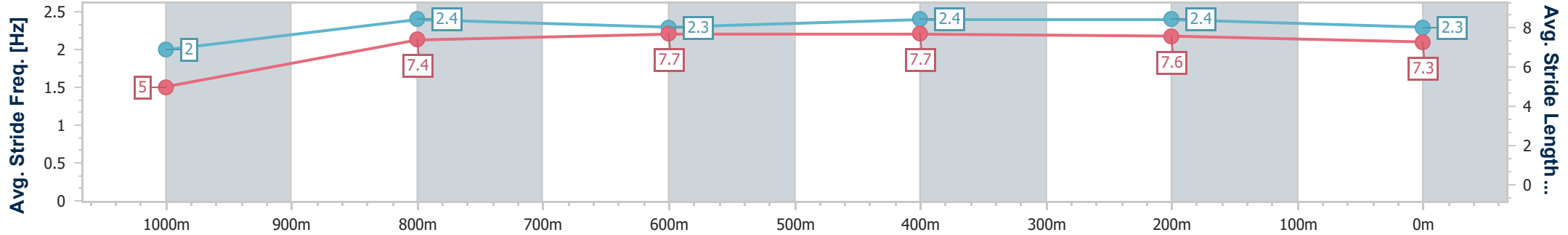
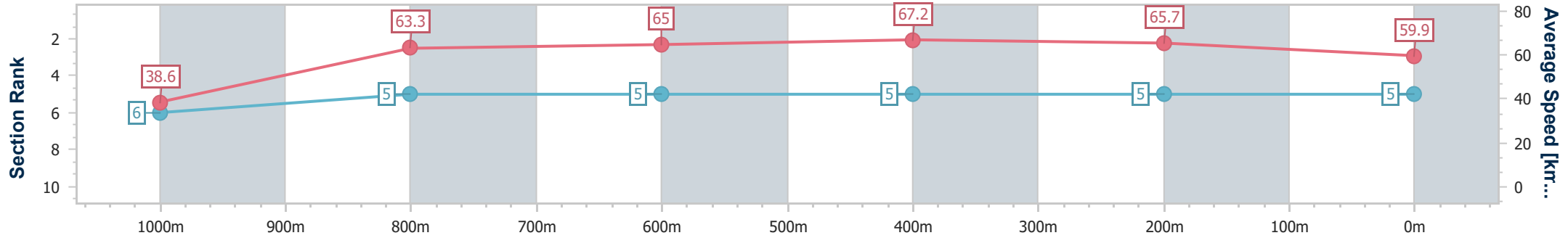
Rockhampton QLD Professional
 Race 6: Become a RJC Gold Club Member BenchMark 58
 Handicap - 1050m



08 November 2024 - 16:08

Track Rating: Good 4, Weather: Fine, Rail Position: +2.5m Entire

Section	Overall	1000m	800m	600m	400m	200m
Section Times	1:00.78 [5] (0:04.66)	0:56.12 [6] (0:11.35)	0:44.77 [5] (0:11.06)	0:33.71 [5] (0:10.72)	0:22.99 [5] (0:10.96)	0:12.03 [5] (0:12.03)
Average Speed [km/h]	38.6	63.3	65.0	67.2	65.7	59.9
Top Speed [km/h]	53.4	66.7	66.3	68.6	68.0	63.1
Avg. Dist. to Rail [m]	5.8	1.0	0.4	1.4	1.6	1.7
Avg. Stride Freq. [Hz]	2.0	2.4	2.3	2.4	2.4	2.3
Avg. Stride Length [m]	5.0	7.4	7.7	7.7	7.6	7.3



- [] Ranking at each section and finish
- .-.- No data available at this section
- NA No data available



Horse/Jockey Name	Penman
Final Rank	6
Fastest Section Time (Section)	0:04.48 (Overall)
Top Speed [km/h] (Section)	68.9 (600m)
Race State	Finished



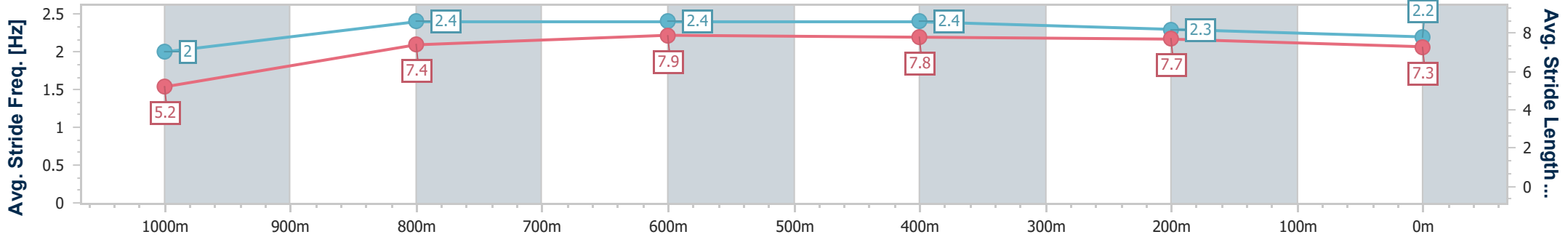
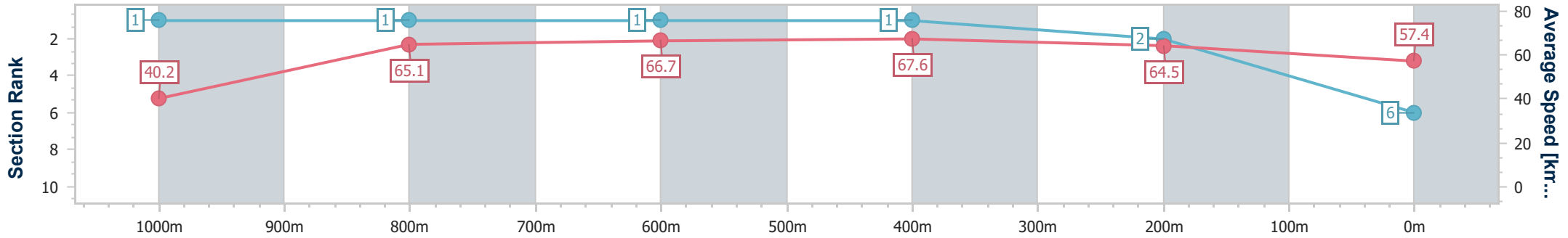
Rockhampton QLD Professional
 Race 6: Become a RJC Gold Club Member BenchMark 58
 Handicap - 1050m



08 November 2024 - 16:08

Track Rating: Good 4, Weather: Fine, Rail Position: +2.5m Entire

Section	Overall	1000m	800m	600m	400m	200m
Section Times	1:00.85 [6] (0:04.48)	0:56.37 [1] (0:11.04)	0:45.33 [1] (0:10.95)	0:34.38 [1] (0:10.67)	0:23.71 [1] (0:11.17)	0:12.54 [2] (0:12.54)
Average Speed [km/h]	40.2	65.1	66.7	67.6	64.5	57.4
Top Speed [km/h]	56.4	67.5	68.5	68.9	67.8	61.2
Avg. Dist. to Rail [m]	3.5	0.7	1.8	3.5	3.9	4.9
Avg. Stride Freq. [Hz]	2.0	2.4	2.4	2.4	2.3	2.2
Avg. Stride Length [m]	5.2	7.4	7.9	7.8	7.7	7.3



- [] Ranking at each section and finish
- .-.- No data available at this section
- NA No data available



Horse/Jockey Name	Cavente
Final Rank	7
Fastest Section Time (Section)	0:04.57 (Overall)
Top Speed [km/h] (Section)	67.6 (600m)
Race State	Finished



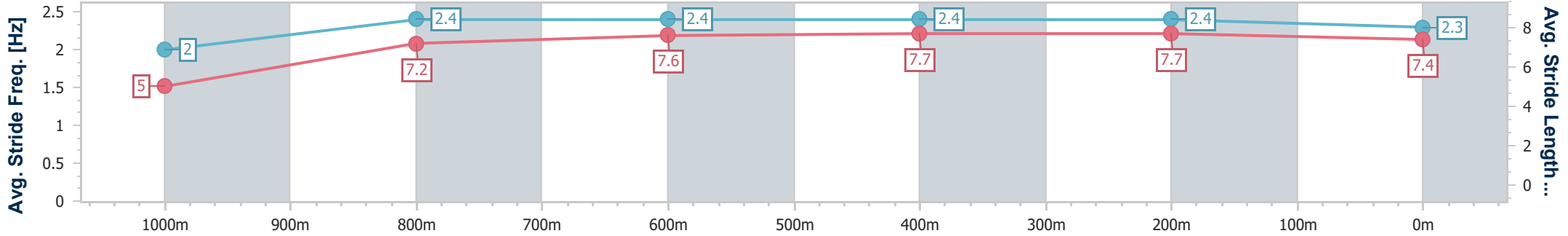
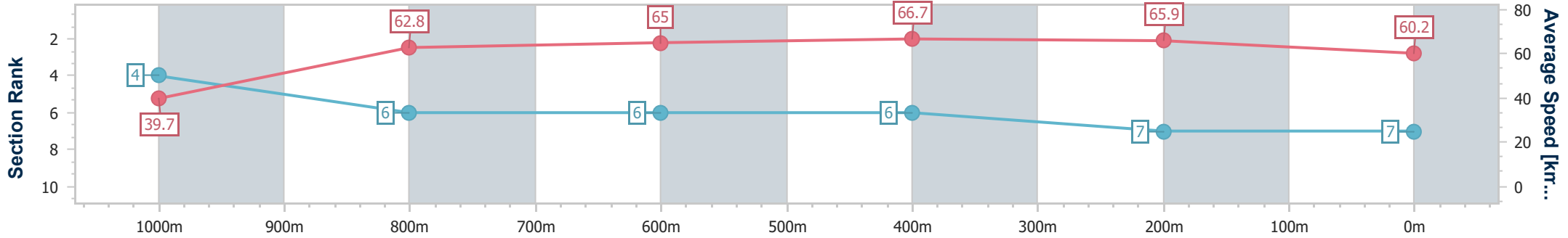
Rockhampton QLD Professional
 Race 6: Become a RJC Gold Club Member BenchMark 58
 Handicap - 1050m



08 November 2024 - 16:08

Track Rating: Good 4, Weather: Fine, Rail Position: +2.5m Entire

Section	Overall	1000m	800m	600m	400m	200m
Section Times	1:01.11 [7] (0:04.57)	0:56.54 [4] (0:11.47)	0:45.07 [6] (0:11.36)	0:33.71 [6] (0:10.82)	0:22.89 [6] (0:10.91)	0:11.98 [7] (0:11.98)
Average Speed [km/h]	39.7	62.8	65.0	66.7	65.9	60.2
Top Speed [km/h]	54.4	65.7	66.7	67.6	67.3	64.7
Avg. Dist. to Rail [m]	6.5	1.0	2.9	4.1	5.1	7.9
Avg. Stride Freq. [Hz]	2.0	2.4	2.4	2.4	2.4	2.3
Avg. Stride Length [m]	5.0	7.2	7.6	7.7	7.7	7.4



- [] Ranking at each section and finish
- .-.- No data available at this section
- NA No data available



Rockhampton QLD Professional

Race 7: Garrards Horse and Hound Class 3 Plate - 1200m

08 November 2024 - 16:44



Track Rating: Good 4, Weather: Fine, Rail Position: +2.5m Entire

Section		Overall	1000m	800m	600m	400m	200m	Last 600m					
Field Times		1:09.36 (0:12.74)	0:56.62 (0:11.09)	0:45.53 (0:11.73)	0:33.80 (0:11.20)	0:22.60 (0:10.96)	0:11.64 (0:11.64)	0:33.80					
Rank	TAB Horse/Jockey	Barrier	Top Speed [km/h]	Fastest Section								Margin	Distance Travelled [m]
1	1 EARLY FUSION McKenzie Apel	2	67.7 400m	0:10.75 400m	1:09.36 [1] (0:12.80)	0:56.56 [3] (0:11.32)	0:45.24 [4] (0:11.82)	0:33.42 [4] (0:11.03)	0:22.39 [3] (0:10.75)	0:11.64 [1] (0:11.64)	1:09.36	0:33.42	
2	5 GRAYSONG Olivia Kendal	8	69.5 400m	0:10.64 400m	1:09.62 [2] (0:12.98)	0:56.64 [5] (0:11.46)	0:45.18 [5] (0:12.09)	0:33.09 [8] (0:10.79)	0:22.30 [6] (0:10.64)	0:11.66 [3] (0:11.66)	1.53L	0:33.09	-1
3	2 GROWL Tahlia Fenlon	5	67.8 400m	0:10.91 400m	1:09.79 [3] (0:13.18)	0:56.61 [6] (0:11.31)	0:45.30 [6] (0:11.55)	0:33.75 [5] (0:11.15)	0:22.60 [5] (0:10.91)	0:11.69 [5] (0:11.69)	2.53L	0:33.75	-4
4	4 DEVIL DEVIL Justin Stanley	7	67.9 Overall	0:11.08 400m	1:09.81 [4] (0:12.74)	0:57.07 [1] (0:11.14)	0:45.93 [2] (0:11.82)	0:34.11 [2] (0:11.12)	0:22.99 [2] (0:11.08)	0:11.91 [2] (0:11.91)	2.63L	0:34.11	-1
5	8 CANNON HILL Corey Bayliss	4	66.8 600m	0:11.16 400m	1:10.45 [5] (0:13.24)	0:57.21 [7] (0:11.30)	0:45.91 [7] (0:11.68)	0:34.23 [6] (0:11.17)	0:23.06 [7] (0:11.16)	0:11.90 [7] (0:11.90)	6.39L	0:34.23	-4
6	3 INVICTUS LAD Warwick Satherley	6	67.8 1000m	0:10.99 600m	1:10.53 [6] (0:13.27)	0:57.26 [8] (0:11.34)	0:45.92 [8] (0:11.89)	0:34.03 [7] (0:10.99)	0:23.04 [8] (0:11.08)	0:11.96 [8] (0:11.96)	6.91L	0:34.03	-2
7	9 GOTTA HERO Adam Spinks	9	69.3 1000m	0:11.04 1000m	1:10.93 [7] (0:12.79)	0:58.14 [2] (0:11.04)	0:47.10 [1] (0:11.73)	0:35.37 [1] (0:11.20)	0:24.17 [1] (0:11.29)	0:12.88 [4] (0:12.88)	9.25L	0:35.37	-8
8	7 MARTINI MOMENT Cejay Graham	3	67.3 1000m	0:11.19 1000m	1:12.08 [8] (0:12.83)	0:59.25 [4] (0:11.19)	0:48.06 [3] (0:11.69)	0:36.37 [3] (0:11.28)	0:25.09 [4] (0:11.52)	0:13.57 [6] (0:13.57)	16.01L	0:36.37	-5

Scratched: I'm Bluey (#6)

[] Ranking at each section and finish
 -:-:- No data available at this section
 NA No data available

SCN Saddle cloth number
 DNF Did not finish
 DNT Did not track



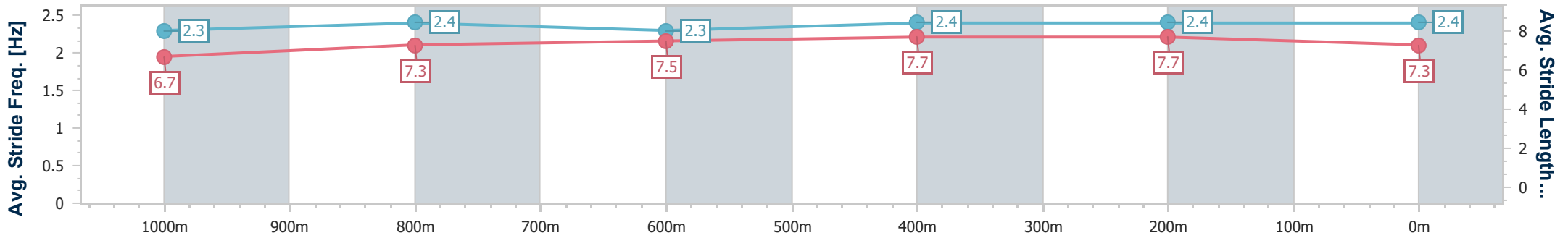
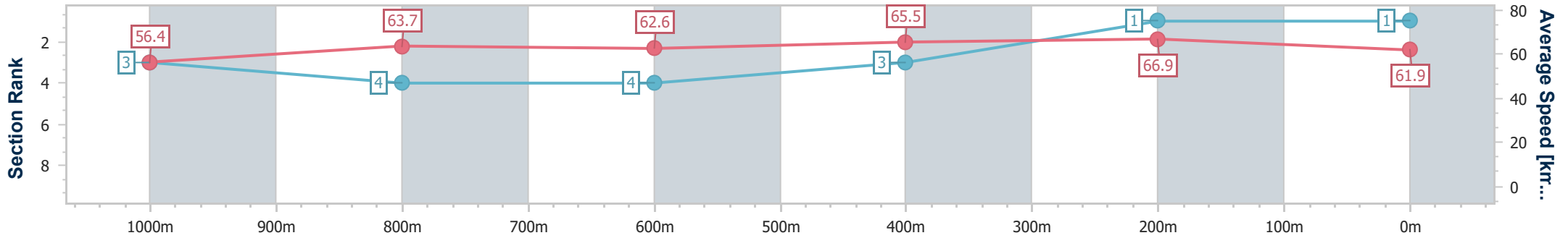
Horse/Jockey Name	Early Fusion
Final Rank	1
Fastest Section Time (Section)	0:10.75 (400m)
Top Speed [km/h] (Section)	67.7 (400m)
Race State	Finished



Rockhampton QLD Professional
 Race 7: Garrards Horse and Hound Class 3 Plate - 1200m
 08 November 2024 - 16:44
 Track Rating: Good 4, Weather: Fine, Rail Position: +2.5m Entire



Section	Overall	1000m	800m	600m	400m	200m
Section Times	1:09.36 [1] (0:12.80)	0:56.56 [3] (0:11.32)	0:45.24 [4] (0:11.82)	0:33.42 [4] (0:11.03)	0:22.39 [3] (0:10.75)	0:11.64 [1] (0:11.64)
Average Speed [km/h]	56.4	63.7	62.6	65.5	66.9	61.9
Top Speed [km/h]	66.8	67.5	65.0	67.3	67.7	65.8
Avg. Dist. to Rail [m]	1.0	0.8	3.2	5.5	6.2	8.6
Avg. Stride Freq. [Hz]	2.3	2.4	2.3	2.4	2.4	2.4
Avg. Stride Length [m]	6.7	7.3	7.5	7.7	7.7	7.3



- [] Ranking at each section and finish
- .-.- No data available at this section
- NA No data available



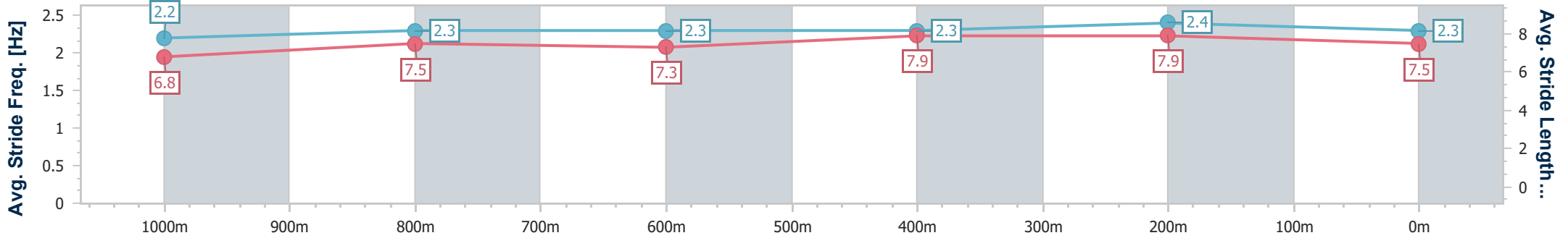
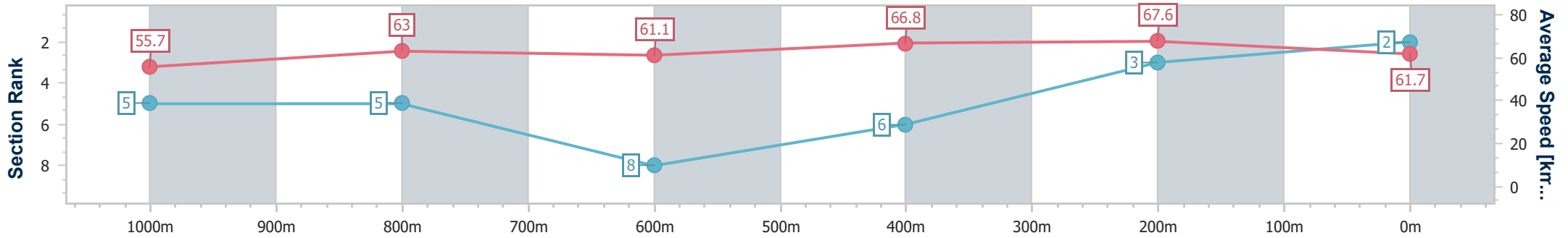
Horse/Jockey Name	Graysong
Final Rank	2
Fastest Section Time (Section)	0:10.64 (400m)
Top Speed [km/h] (Section)	69.5 (400m)
Race State	Finished



Rockhampton QLD Professional
 Race 7: Garrards Horse and Hound Class 3 Plate - 1200m
 08 November 2024 - 16:44
 Track Rating: Good 4, Weather: Fine, Rail Position: +2.5m Entire



Section	Overall	1000m	800m	600m	400m	200m
Section Times	1:09.62 [2] (0:12.98)	0:56.64 [5] (0:11.46)	0:45.18 [5] (0:12.09)	0:33.09 [8] (0:10.79)	0:22.30 [6] (0:10.64)	0:11.66 [3] (0:11.66)
Average Speed [km/h]	55.7	63.0	61.1	66.8	67.6	61.7
Top Speed [km/h]	66.2	65.7	65.4	69.0	69.5	64.6
Avg. Dist. to Rail [m]	5.5	0.8	2.8	2.4	3.9	4.0
Avg. Stride Freq. [Hz]	2.2	2.3	2.3	2.3	2.4	2.3
Avg. Stride Length [m]	6.8	7.5	7.3	7.9	7.9	7.5



- [] Ranking at each section and finish
- .-.- No data available at this section
- NA No data available



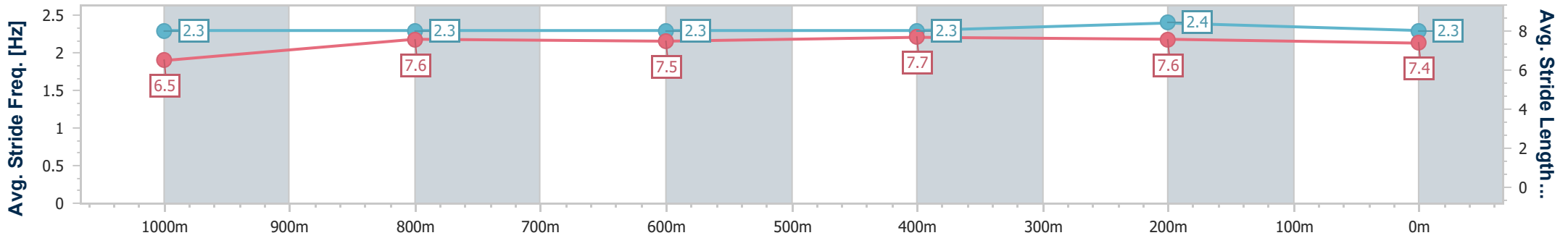
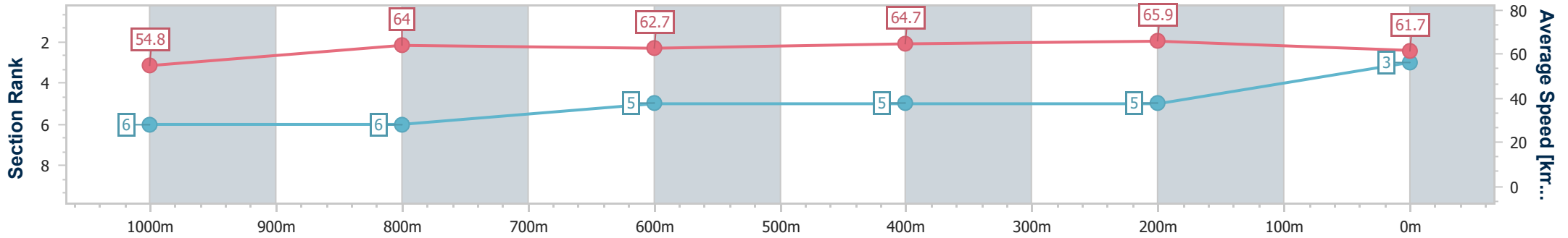
Horse/Jockey Name	Growl
Final Rank	3
Fastest Section Time (Section)	0:10.91 (400m)
Top Speed [km/h] (Section)	67.8 (400m)
Race State	Finished



Rockhampton QLD Professional
 Race 7: Garrards Horse and Hound Class 3 Plate - 1200m
 08 November 2024 - 16:44
 Track Rating: Good 4, Weather: Fine, Rail Position: +2.5m Entire



Section	Overall	1000m	800m	600m	400m	200m
Section Times	1:09.79 [3] (0:13.18)	0:56.61 [6] (0:11.31)	0:45.30 [6] (0:11.55)	0:33.75 [5] (0:11.15)	0:22.60 [5] (0:10.91)	0:11.69 [5] (0:11.69)
Average Speed [km/h]	54.8	64.0	62.7	64.7	65.9	61.7
Top Speed [km/h]	67.1	67.2	64.5	67.5	67.8	63.7
Avg. Dist. to Rail [m]	3.9	0.9	0.9	2.3	2.0	1.9
Avg. Stride Freq. [Hz]	2.3	2.3	2.3	2.3	2.4	2.3
Avg. Stride Length [m]	6.5	7.6	7.5	7.7	7.6	7.4



- [] Ranking at each section and finish
- .-.- No data available at this section
- NA No data available



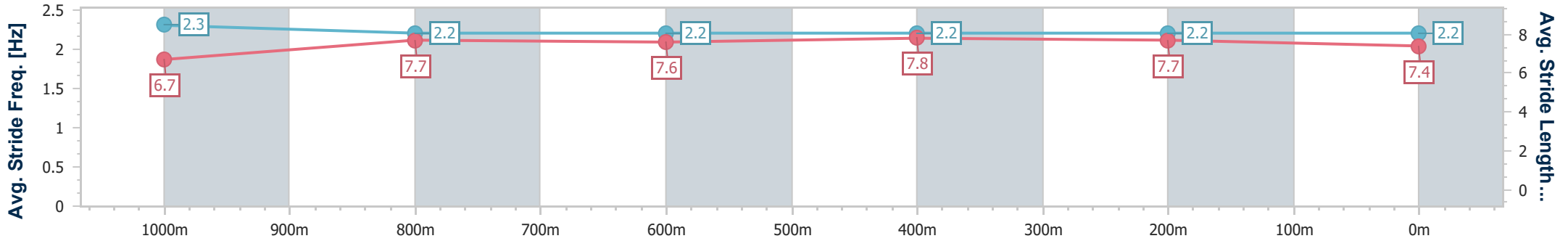
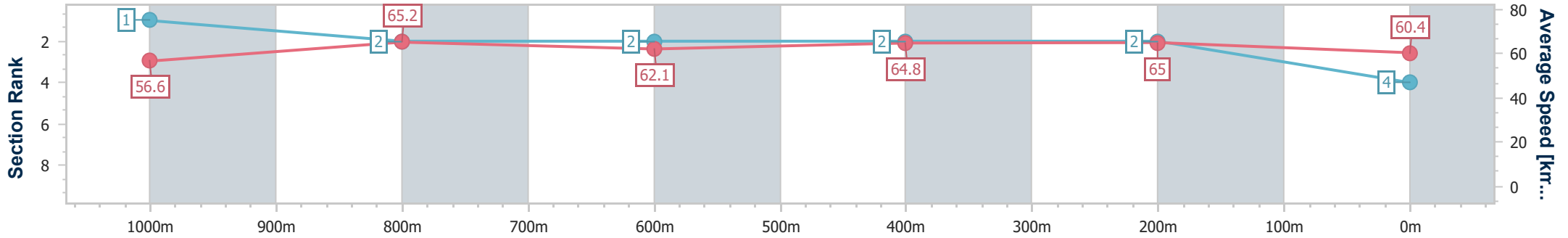
Horse/Jockey Name	Devil Devil
Final Rank	4
Fastest Section Time (Section)	0:11.08 (400m)
Top Speed [km/h] (Section)	67.9 (Overall)
Race State	Finished



Rockhampton QLD Professional
 Race 7: Garrards Horse and Hound Class 3 Plate - 1200m
 08 November 2024 - 16:44
 Track Rating: Good 4, Weather: Fine, Rail Position: +2.5m Entire



Section	Overall	1000m	800m	600m	400m	200m
Section Times	1:09.81 [4] (0:12.74)	0:57.07 [1] (0:11.14)	0:45.93 [2] (0:11.82)	0:34.11 [2] (0:11.12)	0:22.99 [2] (0:11.08)	0:11.91 [2] (0:11.91)
Average Speed [km/h]	56.6	65.2	62.1	64.8	65.0	60.4
Top Speed [km/h]	67.9	67.5	63.7	67.1	67.1	63.8
Avg. Dist. to Rail [m]	4.5	1.2	2.5	2.8	2.6	3.2
Avg. Stride Freq. [Hz]	2.3	2.2	2.2	2.2	2.2	2.2
Avg. Stride Length [m]	6.7	7.7	7.6	7.8	7.7	7.4



- [] Ranking at each section and finish
- .-.- No data available at this section
- NA No data available



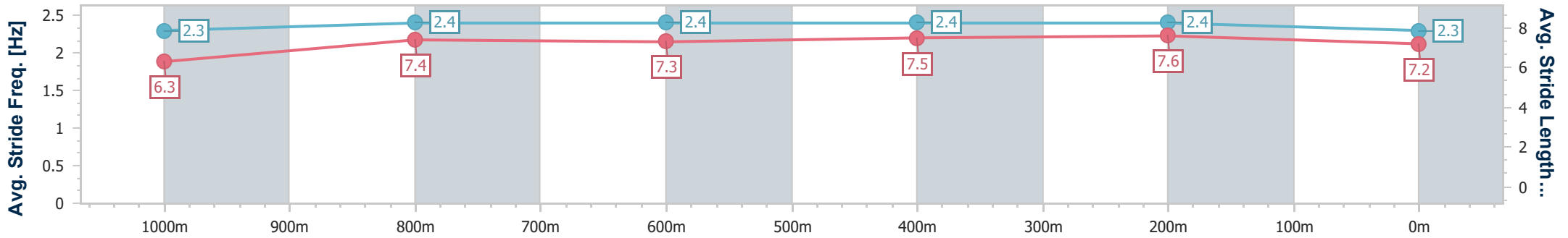
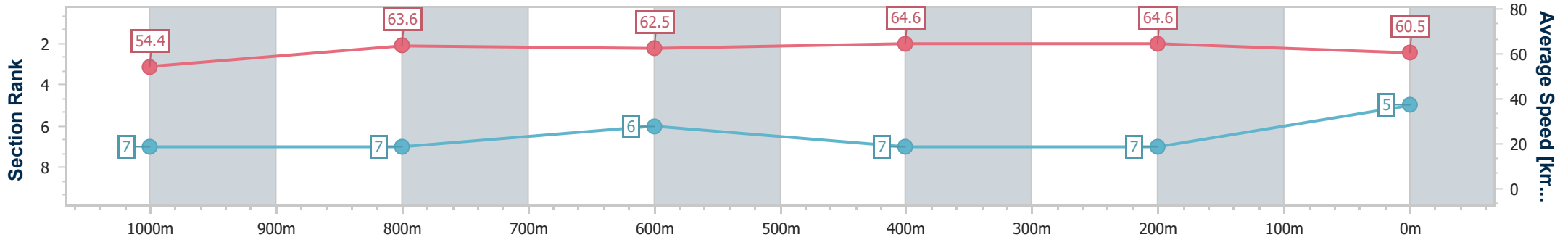
Horse/Jockey Name	Cannon Hill
Final Rank	5
Fastest Section Time (Section)	0:11.16 (400m)
Top Speed [km/h] (Section)	66.8 (600m)
Race State	Finished



Rockhampton QLD Professional
 Race 7: Garrards Horse and Hound Class 3 Plate - 1200m
 08 November 2024 - 16:44
 Track Rating: Good 4, Weather: Fine, Rail Position: +2.5m Entire



Section	Overall	1000m	800m	600m	400m	200m
Section Times	1:10.45 [5] (0:13.24)	0:57.21 [7] (0:11.30)	0:45.91 [7] (0:11.68)	0:34.23 [6] (0:11.17)	0:23.06 [7] (0:11.16)	0:11.90 [7] (0:11.90)
Average Speed [km/h]	54.4	63.6	62.5	64.6	64.6	60.5
Top Speed [km/h]	65.6	65.1	64.6	66.8	66.2	63.5
Avg. Dist. to Rail [m]	1.8	0.5	1.9	3.4	4.3	6.0
Avg. Stride Freq. [Hz]	2.3	2.4	2.4	2.4	2.4	2.3
Avg. Stride Length [m]	6.3	7.4	7.3	7.5	7.6	7.2



- [] Ranking at each section and finish
- .-.- No data available at this section
- NA No data available



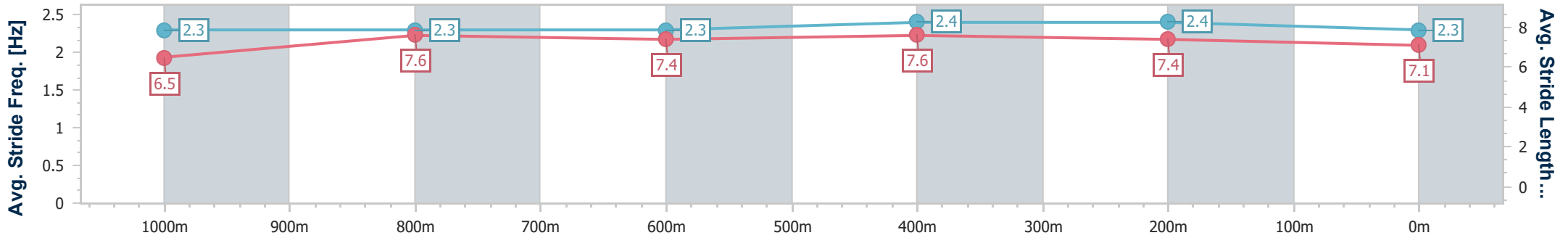
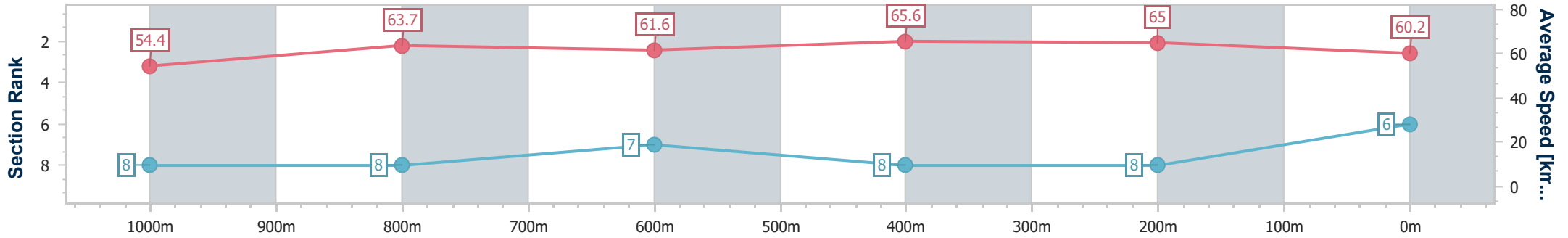
Horse/Jockey Name	Invictus Lad
Final Rank	6
Fastest Section Time (Section)	0:10.99 (600m)
Top Speed [km/h] (Section)	67.8 (1000m)
Race State	Finished



Rockhampton QLD Professional
 Race 7: Garrards Horse and Hound Class 3 Plate - 1200m
 08 November 2024 - 16:44
 Track Rating: Good 4, Weather: Fine, Rail Position: +2.5m Entire



Section	Overall	1000m	800m	600m	400m	200m
Section Times	1:10.53 [6] (0:13.27)	0:57.26 [8] (0:11.34)	0:45.92 [8] (0:11.89)	0:34.03 [7] (0:10.99)	0:23.04 [8] (0:11.08)	0:11.96 [8] (0:11.96)
Average Speed [km/h]	54.4	63.7	61.6	65.6	65.0	60.2
Top Speed [km/h]	66.7	67.8	63.8	67.3	66.4	63.1
Avg. Dist. to Rail [m]	3.4	0.9	2.1	2.9	4.1	5.4
Avg. Stride Freq. [Hz]	2.3	2.3	2.3	2.4	2.4	2.3
Avg. Stride Length [m]	6.5	7.6	7.4	7.6	7.4	7.1



- [] Ranking at each section and finish
- .-.-.- No data available at this section
- NA No data available



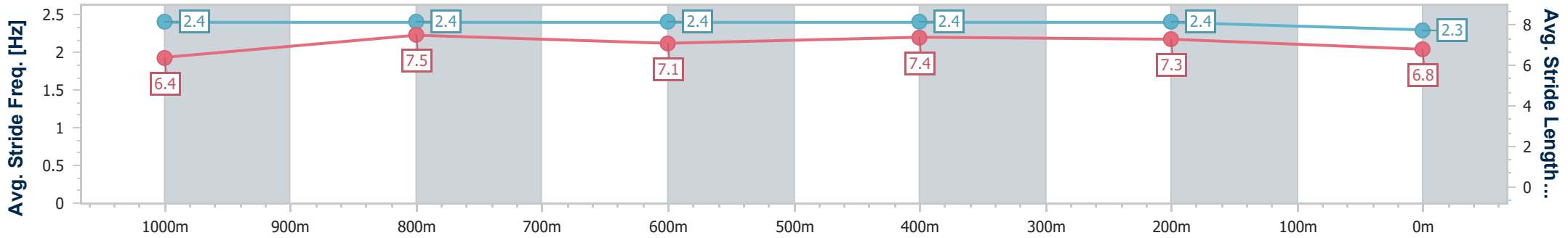
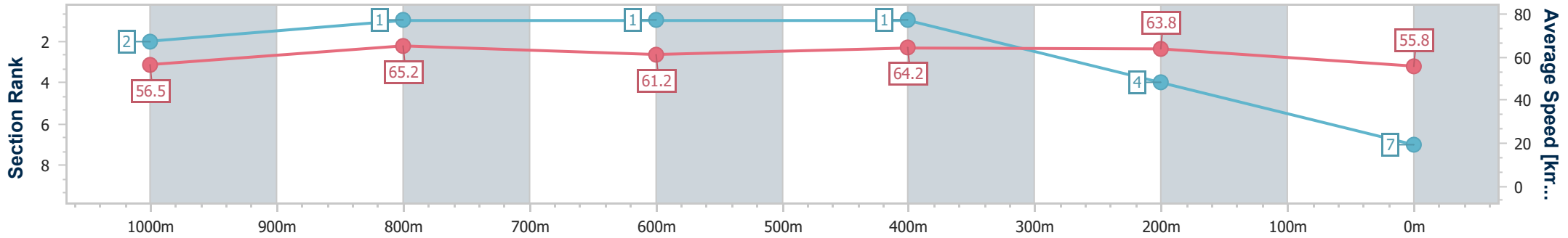
Horse/Jockey Name	Gotta Hero
Final Rank	7
Fastest Section Time (Section)	0:11.04 (1000m)
Top Speed [km/h] (Section)	69.3 (1000m)
Race State	Finished



Rockhampton QLD Professional
 Race 7: Garrards Horse and Hound Class 3 Plate - 1200m
 08 November 2024 - 16:44
 Track Rating: Good 4, Weather: Fine, Rail Position: +2.5m Entire



Section	Overall	1000m	800m	600m	400m	200m
Section Times	1:10.93 [7] (0:12.79)	0:58.14 [2] (0:11.04)	0:47.10 [1] (0:11.73)	0:35.37 [1] (0:11.20)	0:24.17 [1] (0:11.29)	0:12.88 [4] (0:12.88)
Average Speed [km/h]	56.5	65.2	61.2	64.2	63.8	55.8
Top Speed [km/h]	69.2	69.3	63.0	65.2	66.1	61.1
Avg. Dist. to Rail [m]	7.1	0.5	0.7	0.9	1.8	2.8
Avg. Stride Freq. [Hz]	2.4	2.4	2.4	2.4	2.4	2.3
Avg. Stride Length [m]	6.4	7.5	7.1	7.4	7.3	6.8



- [] Ranking at each section and finish
- .-.- No data available at this section
- NA No data available



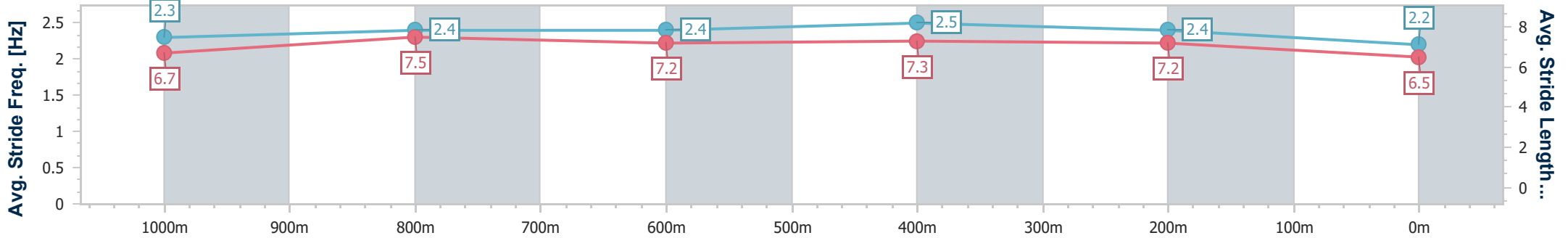
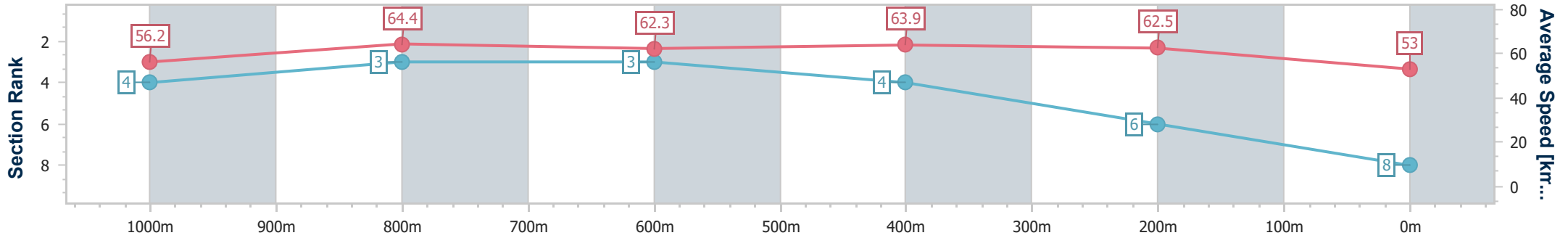
Horse/Jockey Name	Martini Moment
Final Rank	8
Fastest Section Time (Section)	0:11.19 (1000m)
Top Speed [km/h] (Section)	67.3 (1000m)
Race State	Finished



Rockhampton QLD Professional
 Race 7: Garrards Horse and Hound Class 3 Plate - 1200m
 08 November 2024 - 16:44
 Track Rating: Good 4, Weather: Fine, Rail Position: +2.5m Entire



Section	Overall	1000m	800m	600m	400m	200m
Section Times	1:12.08 [8] (0:12.83)	0:59.25 [4] (0:11.19)	0:48.06 [3] (0:11.69)	0:36.37 [3] (0:11.28)	0:25.09 [4] (0:11.52)	0:13.57 [6] (0:13.57)
Average Speed [km/h]	56.2	64.4	62.3	63.9	62.5	53.0
Top Speed [km/h]	66.6	67.3	64.0	64.3	64.1	59.4
Avg. Dist. to Rail [m]	1.5	0.6	1.3	2.6	2.8	2.9
Avg. Stride Freq. [Hz]	2.3	2.4	2.4	2.5	2.4	2.2
Avg. Stride Length [m]	6.7	7.5	7.2	7.3	7.2	6.5



- [] Ranking at each section and finish
- .-.- No data available at this section
- NA No data available



Rockhampton QLD Professional

Race 8: Farm and Garden Products BenchMark 60 Handicap - 1400m

08 November 2024 - 17:20



Track Rating: Good 4, Weather: Fine, Rail Position: +2.5m Entire

Section		Field Times										Last 600m
		Overall	1200m	1000m	800m	600m	400m					0:35.14
		1:22.26 (0:13.21)	1:09.05 (0:11.13)	0:57.92 (0:11.15)	0:46.77 (0:11.63)	0:35.14 (0:11.23)	0:23.91 (0:11.66)					
Rank	TAB Horse/Jockey	Barrier	Top Speed [km/h]	Fastest Section								Distance Travelled [m]
1	1 PIPISTRELLE McKenzie Apel	5	67.1 600m	0:10.99 600m	1:22.26 [1] (0:13.87)	1:08.39 [5] (0:11.27)	0:57.12 [5] (0:11.25)	0:45.87 [5] (0:11.55)	0:34.32 [5] (0:10.99)	0:23.33 [2] (0:11.25)	0:34.32	
2	10 MAGIC GAME Justin Stanley	4	65.8 600m	0:11.13 600m	1:22.37 [2] (0:14.14)	1:08.23 [7] (0:11.24)	0:56.99 [6] (0:11.25)	0:45.74 [6] (0:11.50)	0:34.24 [6] (0:11.13)	0:23.11 [7] (0:11.29)	0:34.24 -4	
3	2 I PROMISE YOU Olivia Kendal	3	65.5 1200m	0:11.13 1200m	1:22.37 [3] (0:13.21)	1:09.16 [1] (0:11.13)	0:58.03 [1] (0:11.15)	0:46.88 [1] (0:11.63)	0:35.25 [1] (0:11.23)	0:24.02 [1] (0:11.66)	0:35.25 -7	
4	3 ALL THE SHOPS Sean Cormack	7	66.0 600m	0:11.05 600m	1:22.82 [4] (0:14.03)	1:08.79 [6] (0:11.37)	0:57.42 [7] (0:11.23)	0:46.19 [7] (0:11.51)	0:34.68 [7] (0:11.05)	0:23.63 [6] (0:11.32)	0:34.68 +0	
5	4 SANTORINI SUMMER Warwick Satherley	1	65.8 600m	0:11.16 1200m	1:23.23 [5] (0:13.76)	1:09.47 [4] (0:11.16)	0:58.31 [3] (0:11.30)	0:47.01 [3] (0:11.70)	0:35.31 [4] (0:11.17)	0:24.14 [4] (0:11.46)	0:35.31 -4	
6	7 ALEACO Les Tilley	6	66.2 1000m	0:11.17 600m	1:23.31 [6] (0:13.74)	1:09.57 [3] (0:11.23)	0:58.34 [4] (0:11.28)	0:47.06 [4] (0:11.57)	0:35.49 [3] (0:11.17)	0:24.32 [3] (0:11.62)	0:35.49 -6	
7	8 LA PITTRICE Tahlia Fenlon	9	66.2 600m	0:11.13 600m	1:23.80 [7] (0:14.17)	1:09.63 [8] (0:11.62)	0:58.01 [8] (0:11.38)	0:46.63 [9] (0:11.46)	0:35.17 [8] (0:11.13)	0:24.04 [8] (0:11.55)	0:35.17 -2	
8	9 ROY'S ROAD Amy Graham	2	66.7 1000m	0:11.06 1200m	1:24.22 [8] (0:13.51)	1:10.71 [2] (0:11.06)	0:59.65 [2] (0:11.17)	0:48.48 [2] (0:11.74)	0:36.74 [2] (0:11.61)	0:25.13 [5] (0:12.02)	0:36.74 -1	
9	12 SOFTEN IT UP Corey Bayliss	10	63.6 1200m	0:11.38 1000m	1:25.08 [9] (0:14.40)	1:10.68 [10] (0:11.59)	0:59.09 [10] (0:11.38)	0:47.71 [10] (0:11.65)	0:36.06 [10] (0:11.59)	0:24.47 [10] (0:11.60)	0:36.06 -2	
10	6 MONEY MUNCHER Adam Spinks	8	64.9 1000m	0:11.25 1000m	1:25.21 [10] (0:14.26)	1:10.95 [9] (0:11.60)	0:59.35 [9] (0:11.25)	0:48.10 [8] (0:11.82)	0:36.28 [9] (0:11.64)	0:24.64 [9] (0:11.87)	0:36.28 -3	

Scratched: Luvin' Our Grace (#5), Bromes (#11)

[] Ranking at each section and finish
 -:-:- No data available at this section
 NA No data available

SCN Saddle cloth number
 DNF Did not finish
 DNT Did not track



Rockhampton QLD Professional

Race 8: Farm and Garden Products BenchMark 60 Handicap - 1400m

08 November 2024 - 17:20



Track Rating: Good 4, Weather: Fine, Rail Position: +2.5m Entire

Section				200m				Last 600m		
Field Times				0:12.25				0:35.14		
				(0:12.25)						
Rank	TAB	Horse/Jockey	Barrier	Top Speed [km/h]	Fastest Section	Margin			Distance Travelled [m]	
1	1	PIPISTRELLE McKenzie Apel	5	67.1 600m	0:10.99 600m	0:12.08 [2] (0:12.08)	1:22.26		0:34.32	
2	10	MAGIC GAME Justin Stanley	4	65.8 600m	0:11.13 600m	0:11.82 [4] (0:11.82)	0.6L		0:34.24	-4
3	2	I PROMISE YOU Olivia Kendal	3	65.5 1200m	0:11.13 1200m	0:12.36 [1] (0:12.36)	0.63L		0:35.25	-7
4	3	ALL THE SHOPS Sean Cormack	7	66.0 600m	0:11.05 600m	0:12.31 [3] (0:12.31)	3.29L		0:34.68	+0
5	4	SANTORINI SUMMER Warwick Satherley	1	65.8 600m	0:11.16 1200m	0:12.68 [5] (0:12.68)	5.7L		0:35.31	-4
6	7	ALEACO Les Tilley	6	66.2 1000m	0:11.17 600m	0:12.70 [6] (0:12.70)	6.16L		0:35.49	-6
7	8	LA PITTRICE Tahlia Fenlon	9	66.2 600m	0:11.13 600m	0:12.49 [8] (0:12.49)	9.06L		0:35.17	-2
8	9	ROY'S ROAD Amy Graham	2	66.7 1000m	0:11.06 1200m	0:13.11 [7] (0:13.11)	11.52L		0:36.74	-1
9	12	SOFTEN IT UP Corey Bayliss	10	63.6 1200m	0:11.38 1000m	0:12.87 [9] (0:12.87)	16.54L		0:36.06	-2
10	6	MONEY MUNCHER Adam Spinks	8	64.9 1000m	0:11.25 1000m	0:12.77 [10] (0:12.77)	17.36L		0:36.28	-3

Scratched: Luvin' Our Grace (#5), Bromes (#11)

[] Ranking at each section and finish
 -:-:- No data available at this section
 NA No data available

SCN Saddle cloth number
 DNF Did not finish
 DNT Did not track



Horse/Jockey Name	Pipistrelle
Final Rank	1
Fastest Section Time (Section)	0:10.99 (600m)
Top Speed [km/h] (Section)	67.1 (600m)
Race State	Finished



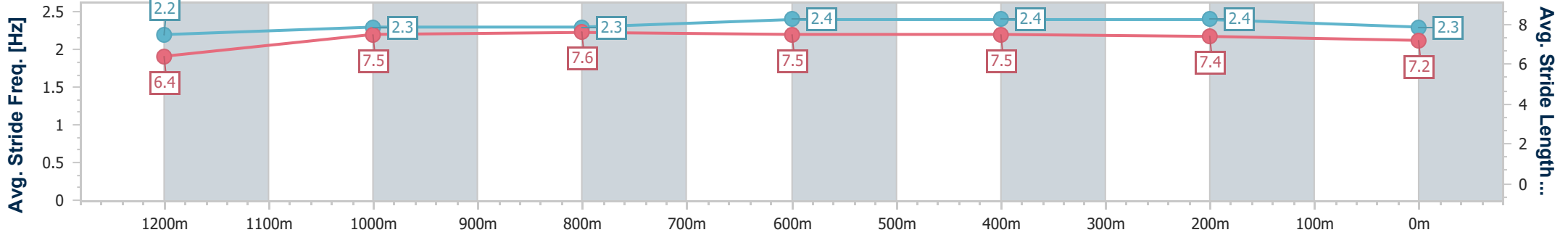
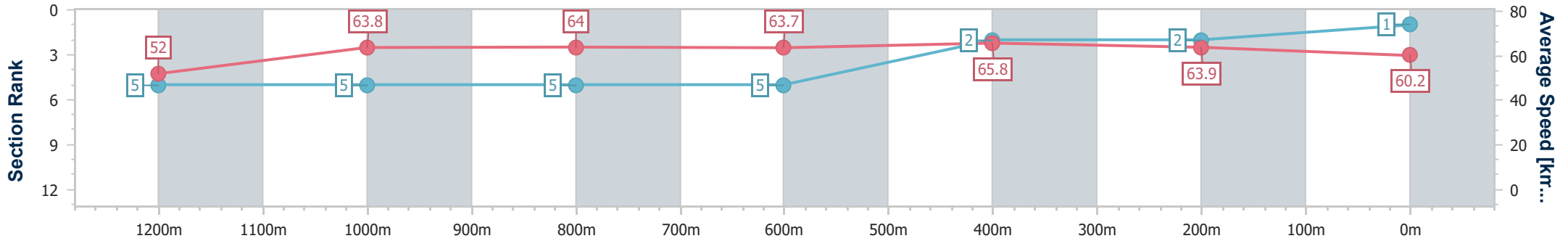
Rockhampton QLD Professional
Race 8: Farm and Garden Products BenchMark 60 Handicap - 1400m

08 November 2024 - 17:20



Track Rating: Good 4, Weather: Fine, Rail Position: +2.5m Entire

Section	Overall	1200m	1000m	800m	600m	400m	200m
Section Times	1:22.26 [1] (0:13.87)	1:08.39 [5] (0:11.27)	0:57.12 [5] (0:11.25)	0:45.87 [5] (0:11.55)	0:34.32 [5] (0:10.99)	0:23.33 [2] (0:11.25)	0:12.08 [2] (0:12.08)
Average Speed [km/h]	52.0	63.8	64.0	63.7	65.8	63.9	60.2
Top Speed [km/h]	62.7	65.5	65.2	65.2	67.1	67.0	61.8
Avg. Dist. to Rail [m]	2.5	0.2	0.5	2.9	5.7	5.8	5.8
Avg. Stride Freq. [Hz]	2.2	2.3	2.3	2.4	2.4	2.4	2.3
Avg. Stride Length [m]	6.4	7.5	7.6	7.5	7.5	7.4	7.2



- [] Ranking at each section and finish
- .-.- No data available at this section
- NA No data available



Horse/Jockey Name	Magic Game
Final Rank	2
Fastest Section Time (Section)	0:11.13 (600m)
Top Speed [km/h] (Section)	65.8 (600m)
Race State	Finished



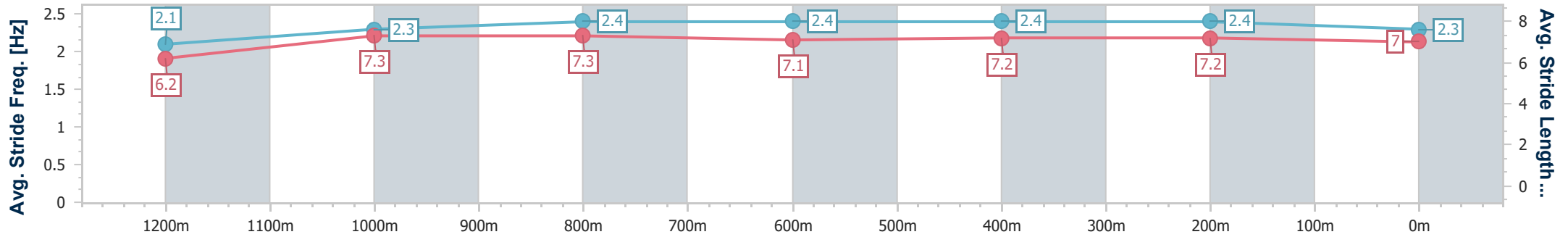
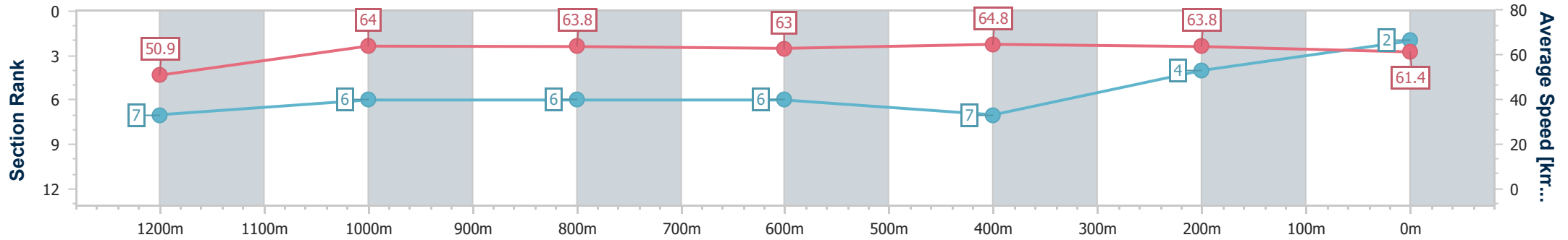
Rockhampton QLD Professional
Race 8: Farm and Garden Products BenchMark 60 Handicap - 1400m

08 November 2024 - 17:20

Track Rating: Good 4, Weather: Fine, Rail Position: +2.5m Entire



Section	Overall	1200m	1000m	800m	600m	400m	200m
Section Times	1:22.37 [2] (0:14.14)	1:08.23 [7] (0:11.24)	0:56.99 [6] (0:11.25)	0:45.74 [6] (0:11.50)	0:34.24 [6] (0:11.13)	0:23.11 [7] (0:11.29)	0:11.82 [4] (0:11.82)
Average Speed [km/h]	50.9	64.0	63.8	63.0	64.8	63.8	61.4
Top Speed [km/h]	61.4	64.9	65.2	63.8	65.8	65.5	62.5
Avg. Dist. to Rail [m]	2.0	0.8	0.7	1.2	3.0	5.0	6.4
Avg. Stride Freq. [Hz]	2.1	2.3	2.4	2.4	2.4	2.4	2.3
Avg. Stride Length [m]	6.2	7.3	7.3	7.1	7.2	7.2	7.0



- [] Ranking at each section and finish
- .-.- No data available at this section
- NA No data available



Horse/Jockey Name	I Promise You
Final Rank	3
Fastest Section Time (Section)	0:11.13 (1200m)
Top Speed [km/h] (Section)	65.5 (1200m)
Race State	Finished



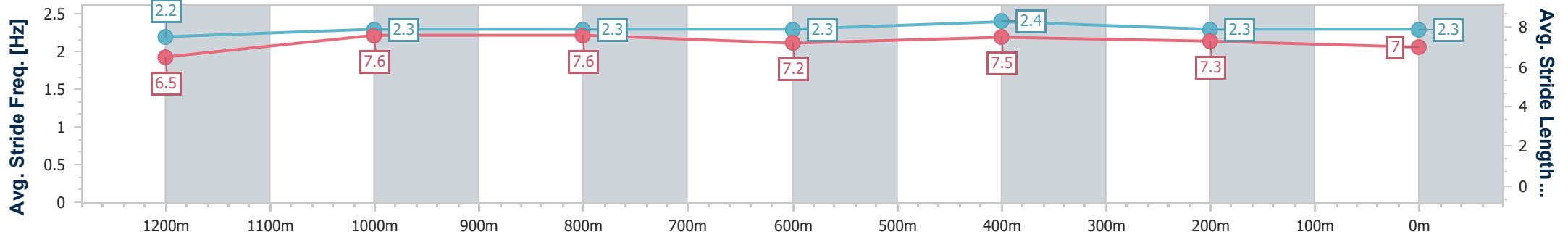
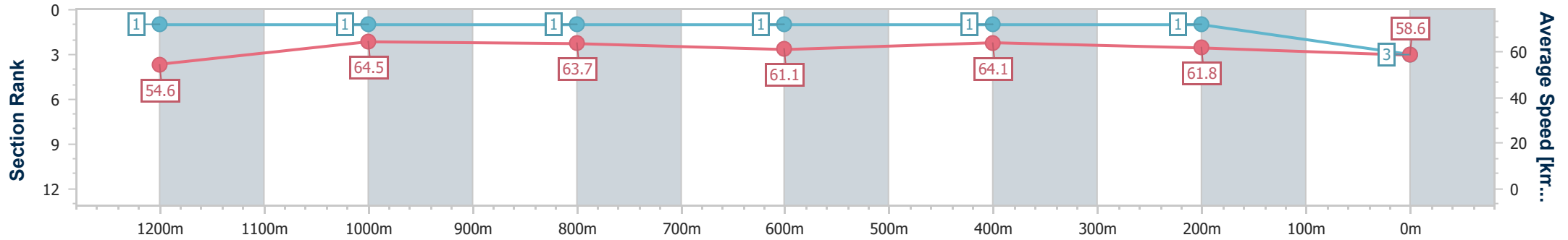
Rockhampton QLD Professional
Race 8: Farm and Garden Products BenchMark 60 Handicap - 1400m

08 November 2024 - 17:20



Track Rating: Good 4, Weather: Fine, Rail Position: +2.5m Entire

Section	Overall	1200m	1000m	800m	600m	400m	200m
Section Times	1:22.37 [3] (0:13.21)	1:09.16 [1] (0:11.13)	0:58.03 [1] (0:11.15)	0:46.88 [1] (0:11.63)	0:35.25 [1] (0:11.23)	0:24.02 [1] (0:11.66)	0:12.36 [1] (0:12.36)
Average Speed [km/h]	54.6	64.5	63.7	61.1	64.1	61.8	58.6
Top Speed [km/h]	63.7	65.5	65.2	62.4	64.4	64.0	60.6
Avg. Dist. to Rail [m]	1.7	0.7	2.2	1.3	0.8	0.3	0.4
Avg. Stride Freq. [Hz]	2.2	2.3	2.3	2.3	2.4	2.3	2.3
Avg. Stride Length [m]	6.5	7.6	7.6	7.2	7.5	7.3	7.0



- [] Ranking at each section and finish
- .-.- No data available at this section
- NA No data available



Horse/Jockey Name	All The Shops
Final Rank	4
Fastest Section Time (Section)	0:11.05 (600m)
Top Speed [km/h] (Section)	66.0 (600m)
Race State	Finished



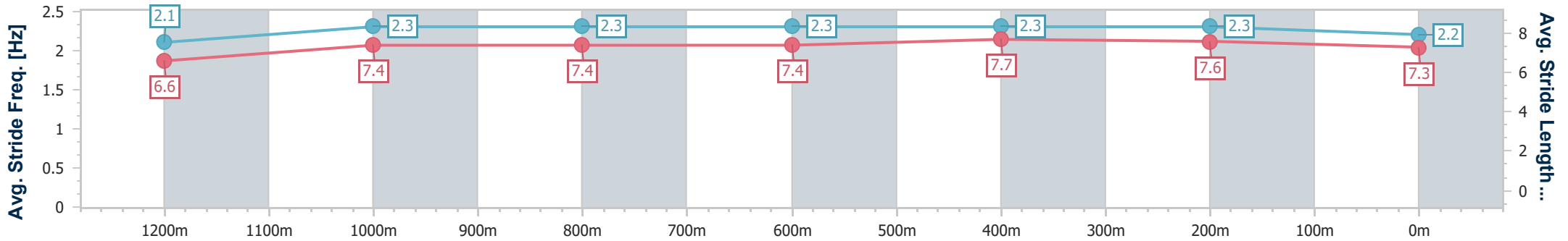
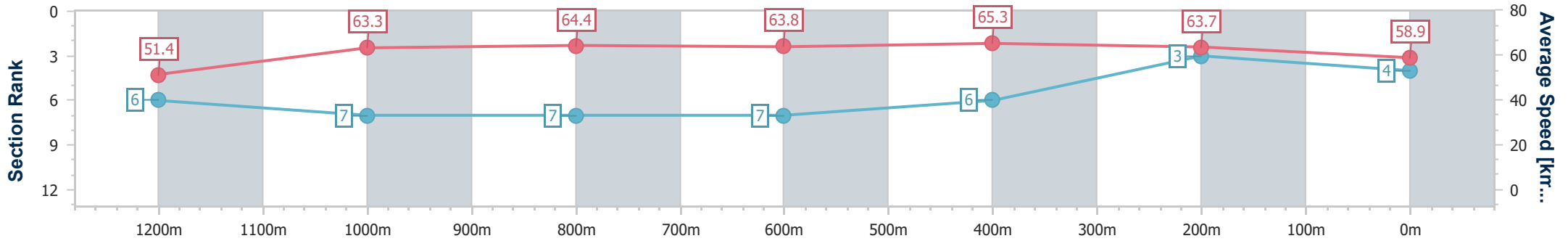
Rockhampton QLD Professional
Race 8: Farm and Garden Products BenchMark 60 Handicap - 1400m

08 November 2024 - 17:20



Track Rating: Good 4, Weather: Fine, Rail Position: +2.5m Entire

Section	Overall	1200m	1000m	800m	600m	400m	200m
Section Times	1:22.82 [4] (0:14.03)	1:08.79 [6] (0:11.37)	0:57.42 [7] (0:11.23)	0:46.19 [7] (0:11.51)	0:34.68 [7] (0:11.05)	0:23.63 [6] (0:11.32)	0:12.31 [3] (0:12.31)
Average Speed [km/h]	51.4	63.3	64.4	63.8	65.3	63.7	58.9
Top Speed [km/h]	60.9	64.3	64.7	64.3	66.0	65.7	61.5
Avg. Dist. to Rail [m]	4.1	0.8	0.6	2.6	5.9	7.4	7.9
Avg. Stride Freq. [Hz]	2.1	2.3	2.3	2.3	2.3	2.3	2.2
Avg. Stride Length [m]	6.6	7.4	7.4	7.4	7.7	7.6	7.3



- [] Ranking at each section and finish
- .-.- No data available at this section
- NA No data available



Horse/Jockey Name	Santorini Summer
Final Rank	5
Fastest Section Time (Section)	0:11.16 (1200m)
Top Speed [km/h] (Section)	65.8 (600m)
Race State	Finished



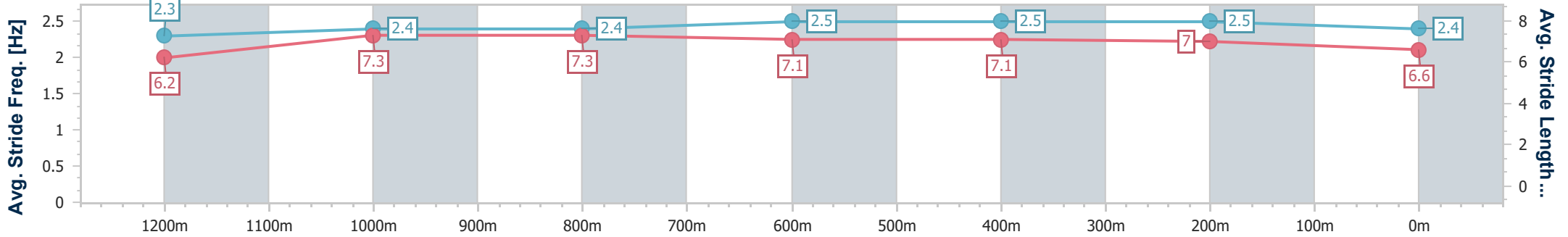
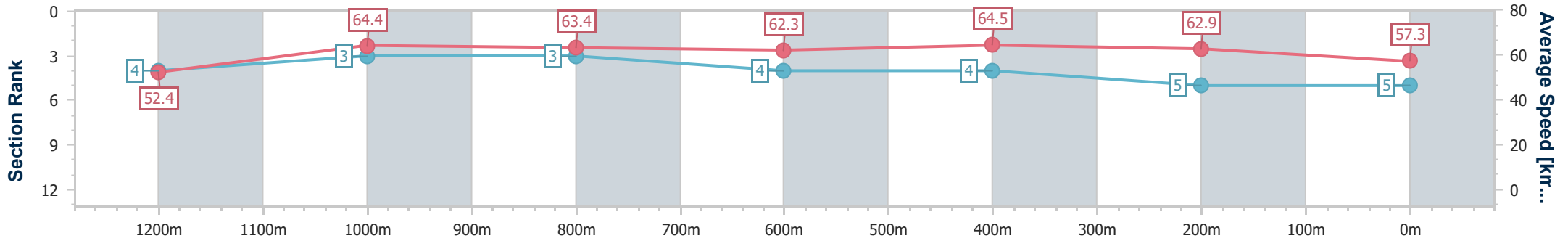
Rockhampton QLD Professional
Race 8: Farm and Garden Products BenchMark 60 Handicap - 1400m

08 November 2024 - 17:20



Track Rating: Good 4, Weather: Fine, Rail Position: +2.5m Entire

Section	Overall	1200m	1000m	800m	600m	400m	200m
Section Times	1:23.23 [5] (0:13.76)	1:09.47 [4] (0:11.16)	0:58.31 [3] (0:11.30)	0:47.01 [3] (0:11.70)	0:35.31 [4] (0:11.17)	0:24.14 [4] (0:11.46)	0:12.68 [5] (0:12.68)
Average Speed [km/h]	52.4	64.4	63.4	62.3	64.5	62.9	57.3
Top Speed [km/h]	63.2	65.4	65.7	63.2	65.8	65.0	60.6
Avg. Dist. to Rail [m]	1.0	1.1	0.8	1.8	2.9	2.5	1.4
Avg. Stride Freq. [Hz]	2.3	2.4	2.4	2.5	2.5	2.5	2.4
Avg. Stride Length [m]	6.2	7.3	7.3	7.1	7.1	7.0	6.6



- [] Ranking at each section and finish
- .-.- No data available at this section
- NA No data available



Horse/Jockey Name	Aleaco
Final Rank	6
Fastest Section Time (Section)	0:11.17 (600m)
Top Speed [km/h] (Section)	66.2 (1000m)
Race State	Finished



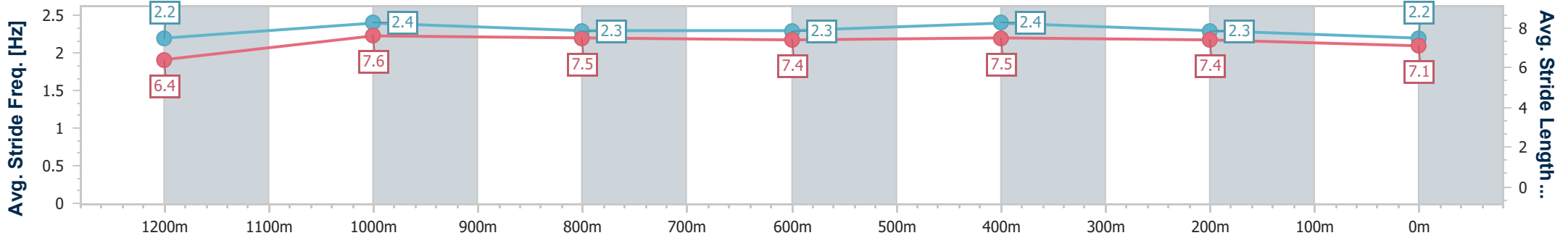
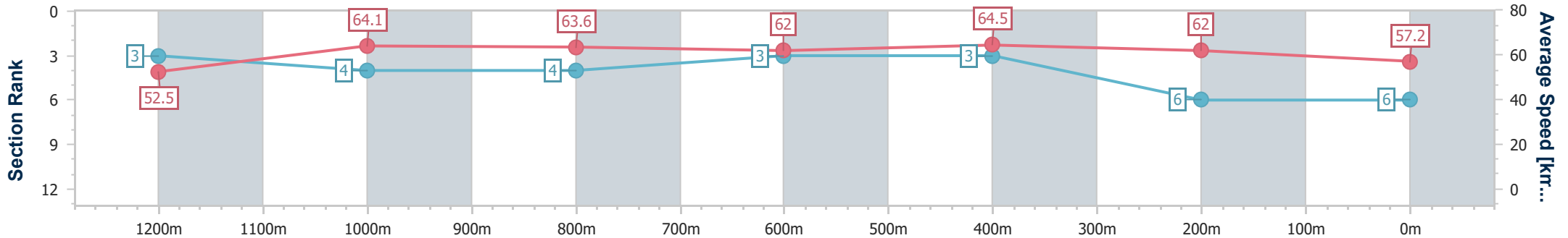
Rockhampton QLD Professional
Race 8: Farm and Garden Products BenchMark 60 Handicap - 1400m

08 November 2024 - 17:20

Track Rating: Good 4, Weather: Fine, Rail Position: +2.5m Entire



Section	Overall	1200m	1000m	800m	600m	400m	200m
Section Times	1:23.31 [6] (0:13.74)	1:09.57 [3] (0:11.23)	0:58.34 [4] (0:11.28)	0:47.06 [4] (0:11.57)	0:35.49 [3] (0:11.17)	0:24.32 [3] (0:11.62)	0:12.70 [6] (0:12.70)
Average Speed [km/h]	52.5	64.1	63.6	62.0	64.5	62.0	57.2
Top Speed [km/h]	63.0	65.6	66.2	63.6	65.3	64.6	60.0
Avg. Dist. to Rail [m]	3.1	0.3	0.6	0.6	2.2	3.8	4.5
Avg. Stride Freq. [Hz]	2.2	2.4	2.3	2.3	2.4	2.3	2.2
Avg. Stride Length [m]	6.4	7.6	7.5	7.4	7.5	7.4	7.1



- [] Ranking at each section and finish
- .-.- No data available at this section
- NA No data available



Horse/Jockey Name	La Pittrice
Final Rank	7
Fastest Section Time (Section)	0:11.13 (600m)
Top Speed [km/h] (Section)	66.2 (600m)
Race State	Finished



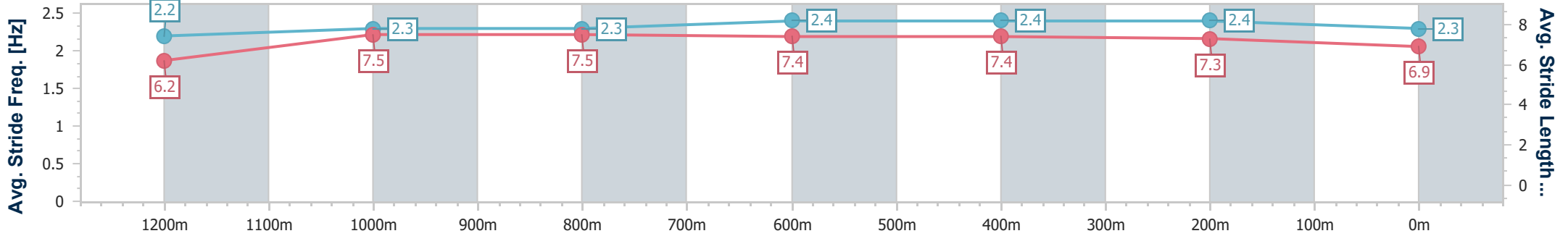
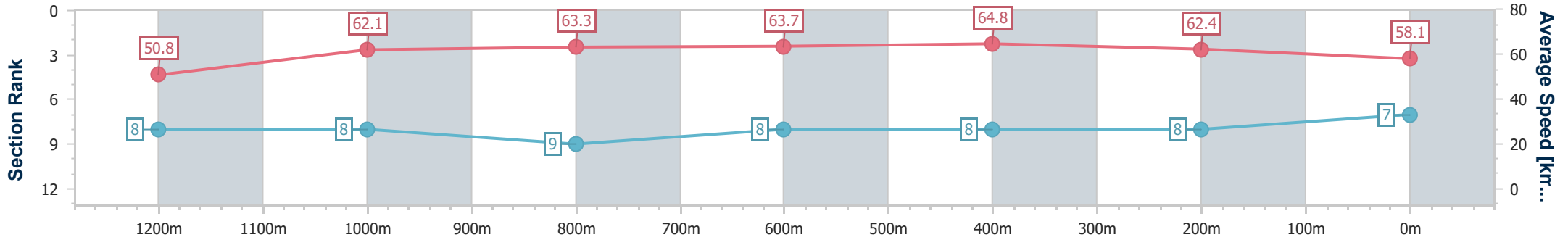
Rockhampton QLD Professional
Race 8: Farm and Garden Products BenchMark 60 Handicap - 1400m

08 November 2024 - 17:20



Track Rating: Good 4, Weather: Fine, Rail Position: +2.5m Entire

Section	Overall	1200m	1000m	800m	600m	400m	200m
Section Times	1:23.80 [7] (0:14.17)	1:09.63 [8] (0:11.62)	0:58.01 [8] (0:11.38)	0:46.63 [9] (0:11.46)	0:35.17 [8] (0:11.13)	0:24.04 [8] (0:11.55)	0:12.49 [8] (0:12.49)
Average Speed [km/h]	50.8	62.1	63.3	63.7	64.8	62.4	58.1
Top Speed [km/h]	59.8	63.7	64.2	65.2	66.2	64.5	60.6
Avg. Dist. to Rail [m]	5.4	0.8	0.3	1.8	4.2	4.4	5.6
Avg. Stride Freq. [Hz]	2.2	2.3	2.3	2.4	2.4	2.4	2.3
Avg. Stride Length [m]	6.2	7.5	7.5	7.4	7.4	7.3	6.9



- [] Ranking at each section and finish
- .-.- No data available at this section
- NA No data available



Horse/Jockey Name	Roy's Road
Final Rank	8
Fastest Section Time (Section)	0:11.06 (1200m)
Top Speed [km/h] (Section)	66.7 (1000m)
Race State	Finished



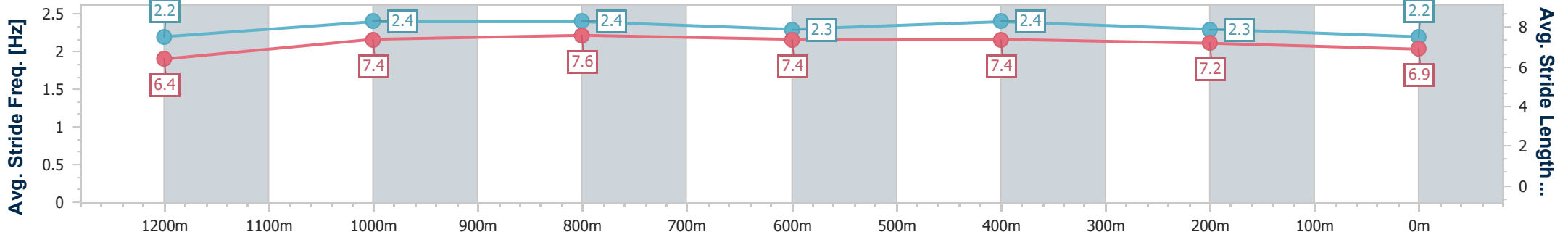
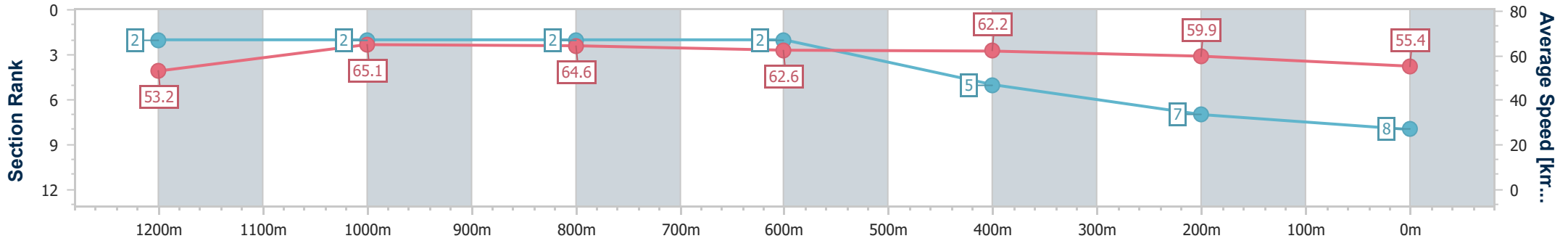
Rockhampton QLD Professional
Race 8: Farm and Garden Products BenchMark 60 Handicap - 1400m

08 November 2024 - 17:20



Track Rating: Good 4, Weather: Fine, Rail Position: +2.5m Entire

Section	Overall	1200m	1000m	800m	600m	400m	200m
Section Times	1:24.22 [8] (0:13.51)	1:10.71 [2] (0:11.06)	0:59.65 [2] (0:11.17)	0:48.48 [2] (0:11.74)	0:36.74 [2] (0:11.61)	0:25.13 [5] (0:12.02)	0:13.11 [7] (0:13.11)
Average Speed [km/h]	53.2	65.1	64.6	62.6	62.2	59.9	55.4
Top Speed [km/h]	63.9	66.0	66.7	64.5	62.9	62.2	57.2
Avg. Dist. to Rail [m]	1.2	0.4	0.7	2.5	3.8	3.9	3.8
Avg. Stride Freq. [Hz]	2.2	2.4	2.4	2.3	2.4	2.3	2.2
Avg. Stride Length [m]	6.4	7.4	7.6	7.4	7.4	7.2	6.9



- [] Ranking at each section and finish
- .-.- No data available at this section
- NA No data available



Horse/Jockey Name	Soften It Up
Final Rank	9
Fastest Section Time (Section)	0:11.38 (1000m)
Top Speed [km/h] (Section)	63.6 (1200m)
Race State	Finished



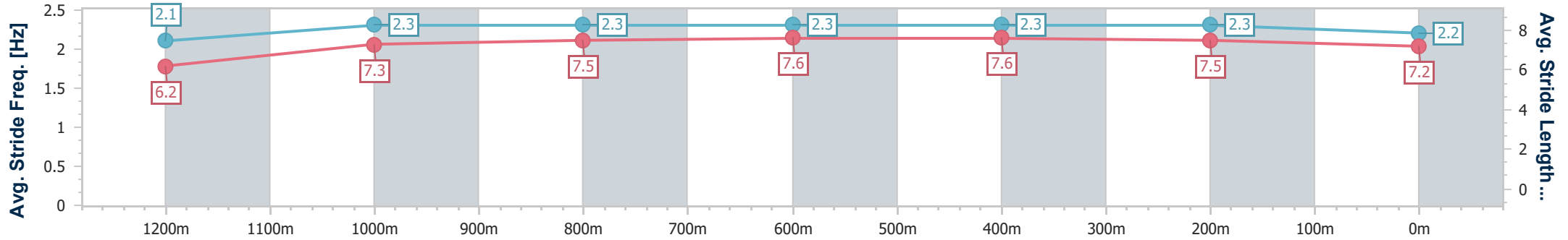
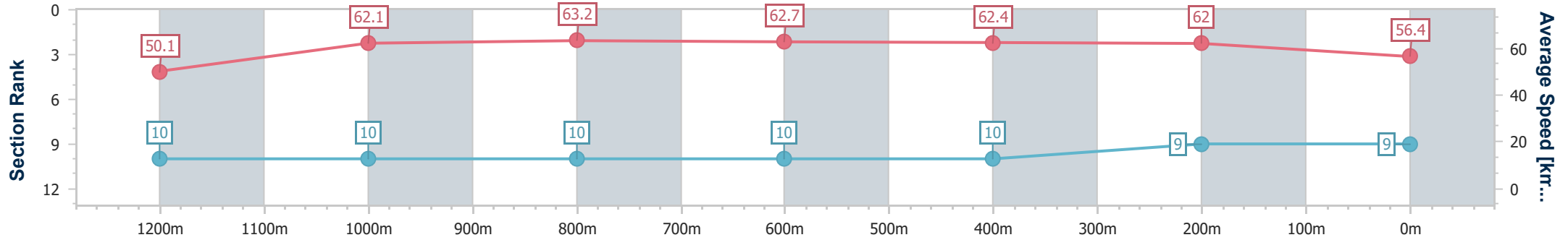
Rockhampton QLD Professional
Race 8: Farm and Garden Products BenchMark 60 Handicap - 1400m



08 November 2024 - 17:20

Track Rating: Good 4, Weather: Fine, Rail Position: +2.5m Entire

Section	Overall	1200m	1000m	800m	600m	400m	200m
Section Times	1:25.08 [9] (0:14.40)	1:10.68 [10] (0:11.59)	0:59.09 [10] (0:11.38)	0:47.71 [10] (0:11.65)	0:36.06 [10] (0:11.59)	0:24.47 [10] (0:11.60)	0:12.87 [9] (0:12.87)
Average Speed [km/h]	50.1	62.1	63.2	62.7	62.4	62.0	56.4
Top Speed [km/h]	59.0	63.6	63.5	63.3	62.7	62.5	61.2
Avg. Dist. to Rail [m]	6.1	0.3	0.5	1.8	3.9	4.4	4.5
Avg. Stride Freq. [Hz]	2.1	2.3	2.3	2.3	2.3	2.3	2.2
Avg. Stride Length [m]	6.2	7.3	7.5	7.6	7.6	7.5	7.2



- [] Ranking at each section and finish
- .-.- No data available at this section
- NA No data available



Horse/Jockey Name	Money Muncher
Final Rank	10
Fastest Section Time (Section)	0:11.25 (1000m)
Top Speed [km/h] (Section)	64.9 (1000m)
Race State	Finished



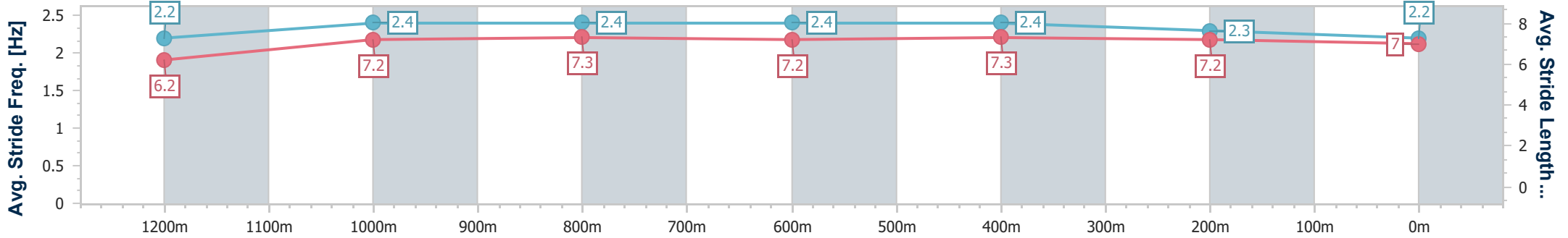
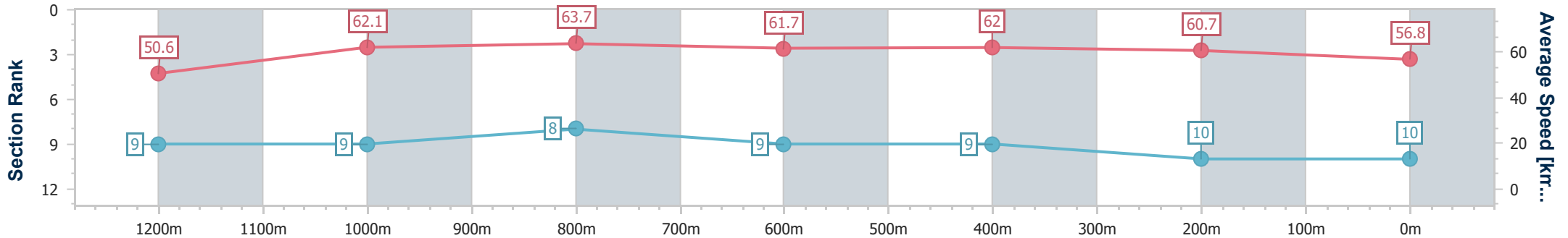
Rockhampton QLD Professional
Race 8: Farm and Garden Products BenchMark 60 Handicap - 1400m

08 November 2024 - 17:20



Track Rating: Good 4, Weather: Fine, Rail Position: +2.5m Entire

Section	Overall	1200m	1000m	800m	600m	400m	200m
Section Times	1:25.21 [10] (0:14.26)	1:10.95 [9] (0:11.60)	0:59.35 [9] (0:11.25)	0:48.10 [8] (0:11.82)	0:36.28 [9] (0:11.64)	0:24.64 [9] (0:11.87)	0:12.77 [10] (0:12.77)
Average Speed [km/h]	50.6	62.1	63.7	61.7	62.0	60.7	56.8
Top Speed [km/h]	59.8	63.7	64.9	62.8	63.1	62.2	59.1
Avg. Dist. to Rail [m]	4.5	0.4	1.1	1.6	2.3	2.7	3.1
Avg. Stride Freq. [Hz]	2.2	2.4	2.4	2.4	2.4	2.3	2.2
Avg. Stride Length [m]	6.2	7.2	7.3	7.2	7.3	7.2	7.0



- [] Ranking at each section and finish
- .-.- No data available at this section
- NA No data available