

Track Rating: Good 4, Weather: Fine, Rail Position: +10m Entire

Section		Field Times												
Overall	1600m	1400m	1200m	1000m	800m	600m	Last 600m							
1:44.90 (0:09.32)	1:35.58 (0:11.42)	1:24.16 (0:11.35)	1:12.81 (0:12.22)	1:00.59 (0:12.69)	0:47.90 (0:11.98)	0:35.92 (0:12.00)	0:35.92							
Rank	TAB	Horse/Jockey	Barrier	Top Speed [km/h]	Fastest Section								Distance Travelled [m]	
1	1	VICTORY COMMAND Robbie Dolan	9	64.3 200m	0:09.65 Overall	1:44.90 [1] (0:09.65)	1:35.25 [7] (0:11.73)	1:23.52 [8] (0:11.60)	1:11.92 [8] (0:12.20)	0:59.72 [8] (0:12.50)	0:47.22 [8] (0:12.01)	0:35.21 [9] (0:11.86)	0:35.21	
2	9	VORTEXIA Bailey Wheeler	4	64.5 1600m	0:09.47 Overall	1:44.93 [2] (0:09.47)	1:35.46 [3] (0:11.39)	1:24.07 [3] (0:11.59)	1:12.48 [3] (0:12.17)	1:00.31 [4] (0:12.38)	0:47.93 [1] (0:11.98)	0:35.95 [1] (0:12.00)	0:35.95	-1
3	7	LASQUETI BOOM Angela Jones	10	63.1 1600m	0:09.79 Overall	1:45.11 [3] (0:09.79)	1:35.32 [9] (0:11.87)	1:23.45 [9] (0:11.59)	1:11.86 [9] (0:12.04)	0:59.82 [9] (0:12.39)	0:47.43 [9] (0:11.91)	0:35.52 [7] (0:11.83)	0:35.52	+4
4	11	ADELAIDE'S LACE Amy Graham	2	63.7 1400m	0:09.54 Overall	1:45.16 [4] (0:09.54)	1:35.62 [6] (0:11.50)	1:24.12 [4] (0:11.43)	1:12.69 [4] (0:12.14)	1:00.55 [3] (0:12.63)	0:47.92 [4] (0:12.10)	0:35.82 [4] (0:11.87)	0:35.82	-6
5	3	MAX 'O' MAX Emily Lang	7	64.3 1600m	0:09.38 Overall	1:45.29 [5] (0:09.38)	1:35.91 [2] (0:11.37)	1:24.54 [2] (0:11.34)	1:13.20 [1] (0:12.24)	1:00.96 [2] (0:12.73)	0:48.23 [3] (0:12.19)	0:36.04 [3] (0:11.84)	0:36.04	+1
6	8	PIREONTI Cejay Graham	5	63.4 1600m	0:09.47 Overall	1:45.57 [6] (0:09.47)	1:36.10 [4] (0:11.58)	1:24.52 [5] (0:11.62)	1:12.90 [5] (0:12.27)	1:00.63 [5] (0:12.45)	0:48.18 [5] (0:12.16)	0:36.02 [6] (0:11.99)	0:36.02	+2
7	12	PLANNED ENCOUNTER Jason Taylor	3	63.0 1200m	0:10.16 Overall	1:45.57 [7] (0:10.16)	1:35.41 [11] (0:11.87)	1:23.54 [11] (0:11.65)	1:11.89 [11] (0:11.96)	0:59.93 [11] (0:12.40)	0:47.53 [11] (0:11.90)	0:35.63 [11] (0:11.80)	0:35.63	+1
8	4	NO DOUBLE DIPPING Brooke Ainsworth	12	62.7 1400m	0:09.50 Overall	1:45.79 [8] (0:09.50)	1:36.29 [5] (0:11.78)	1:24.51 [6] (0:11.67)	1:12.84 [7] (0:12.10)	1:00.74 [7] (0:12.37)	0:48.37 [6] (0:11.98)	0:36.39 [5] (0:11.92)	0:36.39	+4
9	2	OLD SALT Jake Molloy	8	63.4 1600m	0:09.95 Overall	1:46.01 [9] (0:09.95)	1:36.06 [10] (0:11.76)	1:24.30 [10] (0:11.61)	1:12.69 [10] (0:12.06)	1:00.63 [10] (0:12.46)	0:48.17 [10] (0:11.98)	0:36.19 [10] (0:11.91)	0:36.19	-2
10	10	JUST WANT YOU BACK Justin Stanley	6	64.5 1600m	0:09.74 Overall	1:46.11 [10] (0:09.74)	1:36.37 [8] (0:11.56)	1:24.81 [7] (0:11.45)	1:13.36 [6] (0:12.19)	1:01.17 [6] (0:12.57)	0:48.60 [7] (0:12.09)	0:36.51 [8] (0:11.95)	0:36.51	-5

Scratched: Aristella (#6), Wayfarer's Way (#5)



Ipswich QLD Professional

Race 8: RAY WHITE IPSWICH Class 1 Handicap - 1710m

07 November 2024 - 17:23



Track Rating: Good 4, Weather: Fine, Rail Position: +10m Entire

Section	Overall	1600m	1400m	1200m	1000m	800m	600m	Last 600m						
Field Times	1:44.90 (0:09.32)	1:35.58 (0:11.42)	1:24.16 (0:11.35)	1:12.81 (0:12.22)	1:00.59 (0:12.69)	0:47.90 (0:11.98)	0:35.92 (0:12.00)	0:35.92						
Rank	TAB	Horse/Jockey	Barrier	Top Speed [km/h]	Fastest Section				Distance Travelled [m]					
11	13	MAPLE MAGIC	1	63.9	0:09.32	1:47.04 [11]	1:37.72 [1]	1:26.30 [1]	1:14.93 [2]	1:02.73 [1]	0:50.01 [2]	0:37.87 [2]	0:37.87	-3
		Mark Du Plessis		1600m	Overall	(0:09.32)	(0:11.42)	(0:11.37)	(0:12.20)	(0:12.72)	(0:12.14)	(0:12.17)		

Scratched: Aristella (#6), Wayfarer's Way (#5)

[] Ranking at each section and finish
 -:-:-:- No data available at this section
 NA No data available

SCN Saddle cloth number
 DNF Did not finish
 DNT Did not track



Ipswich QLD Professional

Race 8: RAY WHITE IPSWICH Class 1 Handicap - 1710m

07 November 2024 - 17:23



Track Rating: Good 4, Weather: Fine, Rail Position: +10m Entire

Section				400m	200m			Last 600m		
Field Times				0:23.92 (0:11.79)	0:12.13 (0:12.13)			0:35.92		
Rank	TAB	Horse/Jockey	Barrier	Top Speed [km/h]	Fastest Section	Margin			Distance Travelled [m]	
1	1	VICTORY COMMAND Robbie Dolan	9	64.3 200m	0:09.65 Overall	0:23.35 [9] (0:11.75)	0:11.60 [6] (0:11.60)	1:44.90	0:35.21	
2	9	VORTEXIA Bailey Wheeler	4	64.5 1600m	0:09.47 Overall	0:23.95 [1] (0:11.79)	0:12.16 [1] (0:12.16)	0.15L	0:35.95	-1
3	7	LASQUETI BOOM Angela Jones	10	63.1 1600m	0:09.79 Overall	0:23.69 [6] (0:11.68)	0:12.01 [4] (0:12.01)	1.19L	0:35.52	+4
4	11	ADELAIDE'S LACE Amy Graham	2	63.7 1400m	0:09.54 Overall	0:23.95 [3] (0:11.82)	0:12.13 [3] (0:12.13)	1.51L	0:35.82	-6
5	3	MAX 'O' MAX Emily Lang	7	64.3 1600m	0:09.38 Overall	0:24.20 [2] (0:11.85)	0:12.35 [2] (0:12.35)	2.27L	0:36.04	+1
6	8	PIREONTI Cejay Graham	5	63.4 1600m	0:09.47 Overall	0:24.03 [7] (0:12.05)	0:11.98 [9] (0:11.98)	3.9L	0:36.02	+2
7	12	PLANNED ENCOUNTER Jason Taylor	3	63.0 1200m	0:10.16 Overall	0:23.83 [11] (0:11.88)	0:11.95 [10] (0:11.95)	3.93L	0:35.63	+1
8	4	NO DOUBLE DIPPING Brooke Ainsworth	12	62.7 1400m	0:09.50 Overall	0:24.47 [4] (0:11.89)	0:12.58 [5] (0:12.58)	5.19L	0:36.39	+4
9	2	OLD SALT Jake Molloy	8	63.4 1600m	0:09.95 Overall	0:24.28 [10] (0:11.90)	0:12.38 [11] (0:12.38)	6.5L	0:36.19	-2
10	10	JUST WANT YOU BACK Justin Stanley	6	64.5 1600m	0:09.74 Overall	0:24.56 [8] (0:11.96)	0:12.60 [7] (0:12.60)	7.11L	0:36.51	-5

Scratched: Aristella (#6), Wayfarer's Way (#5)

[] Ranking at each section and finish
 -:-:- No data available at this section
 NA No data available

SCN Saddle cloth number
 DNF Did not finish
 DNT Did not track



Ipswich QLD Professional

Race 8: RAY WHITE IPSWICH Class 1 Handicap - 1710m

07 November 2024 - 17:23



Track Rating: Good 4, Weather: Fine, Rail Position: +10m Entire

Section		400m	200m			Last 600m			
Field Times		0:23.92 (0:11.79)	0:12.13 (0:12.13)			0:35.92			
Rank	TAB Horse/Jockey	Barrier	Top Speed [km/h]	Fastest Section	Margin	Distance Travelled [m]			
11	13 MAPLE MAGIC	1	63.9	0:09.32	0:25.70 [5]	0:13.48 [8]	12.55L	0:37.87	-3
	Mark Du Plessis		1600m	Overall	(0:12.22)	(0:13.48)			

Scratched: Aristella (#6), Wayfarer's Way (#5)

[] Ranking at each section and finish
 -:-:- No data available at this section
 NA No data available

SCN Saddle cloth number
 DNF Did not finish
 DNT Did not track



Horse/Jockey Name	Victory Command
Final Rank	1
Fastest Section Time (Section)	0:09.65 (Overall)
Top Speed [km/h] (Section)	64.3 (200m)
Race State	Finished



Ipswich QLD Professional

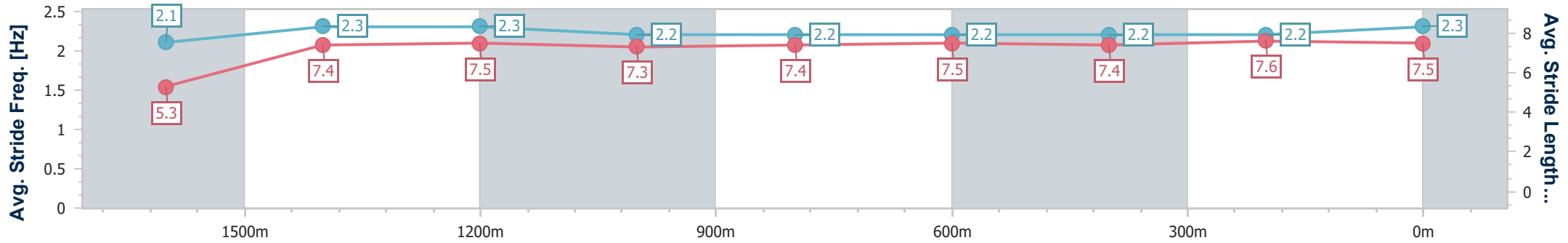
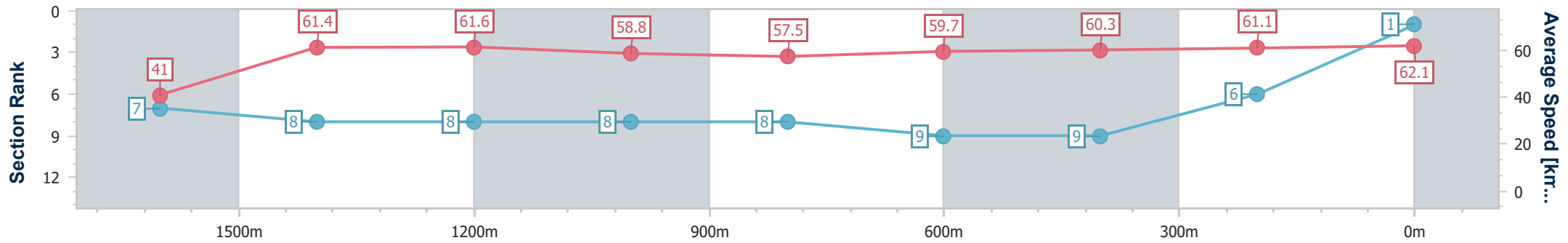
Race 8: RAY WHITE IPSWICH Class 1 Handicap - 1710m

07 November 2024 - 17:23



Track Rating: Good 4, Weather: Fine, Rail Position: +10m Entire

Section	Overall	1600m	1400m	1200m	1000m	800m	600m	400m	200m
Section Times	1:44.90 [1] (0:09.65)	1:35.25 [7] (0:11.73)	1:23.52 [8] (0:11.60)	1:11.92 [8] (0:12.20)	0:59.72 [8] (0:12.50)	0:47.22 [8] (0:12.01)	0:35.21 [9] (0:11.86)	0:23.35 [9] (0:11.75)	0:11.60 [6] (0:11.60)
Average Speed [km/h]	41.0	61.4	61.6	58.8	57.5	59.7	60.3	61.1	62.1
Top Speed [km/h]	59.3	62.8	62.1	62.0	59.4	60.6	61.1	63.9	64.3
Avg. Dist. to Rail [m]	5.3	1.6	2.0	1.0	0.6	1.1	1.2	1.0	2.2
Avg. Stride Freq. [Hz]	2.1	2.3	2.3	2.2	2.2	2.2	2.2	2.2	2.3
Avg. Stride Length [m]	5.3	7.4	7.5	7.3	7.4	7.5	7.4	7.6	7.5



- [] Ranking at each section and finish
- .-.- No data available at this section
- NA No data available



Horse/Jockey Name	Vortexia
Final Rank	2
Fastest Section Time (Section)	0:09.47 (Overall)
Top Speed [km/h] (Section)	64.5 (1600m)
Race State	Finished



Ipswich QLD Professional

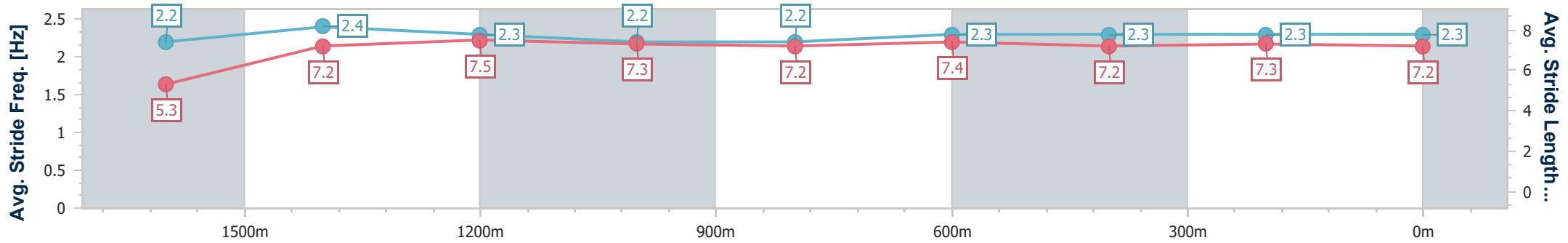
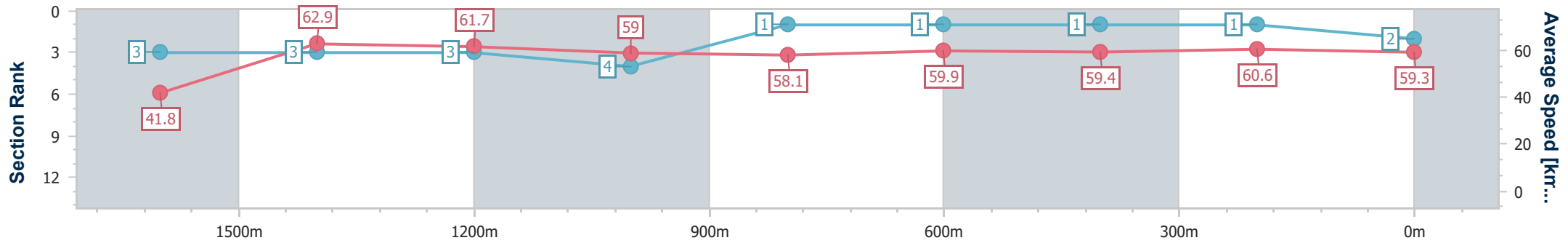
Race 8: RAY WHITE IPSWICH Class 1 Handicap - 1710m

07 November 2024 - 17:23



Track Rating: Good 4, Weather: Fine, Rail Position: +10m Entire

Section	Overall	1600m	1400m	1200m	1000m	800m	600m	400m	200m
Section Times	1:44.93 [2] (0:09.47)	1:35.46 [3] (0:11.39)	1:24.07 [3] (0:11.59)	1:12.48 [3] (0:12.17)	1:00.31 [4] (0:12.38)	0:47.93 [1] (0:11.98)	0:35.95 [1] (0:12.00)	0:23.95 [1] (0:11.79)	0:12.16 [1] (0:12.16)
Average Speed [km/h]	41.8	62.9	61.7	59.0	58.1	59.9	59.4	60.6	59.3
Top Speed [km/h]	60.5	64.5	62.6	62.0	61.2	61.8	60.4	61.8	60.3
Avg. Dist. to Rail [m]	1.5	1.6	2.2	0.8	0.3	1.2	2.2	2.5	2.2
Avg. Stride Freq. [Hz]	2.2	2.4	2.3	2.2	2.2	2.3	2.3	2.3	2.3
Avg. Stride Length [m]	5.3	7.2	7.5	7.3	7.2	7.4	7.2	7.3	7.2



- [] Ranking at each section and finish
- .-.- No data available at this section
- NA No data available



Horse/Jockey Name	Lasqueti Boom
Final Rank	3
Fastest Section Time (Section)	0:09.79 (Overall)
Top Speed [km/h] (Section)	63.1 (1600m)
Race State	Finished



Ipswich QLD Professional

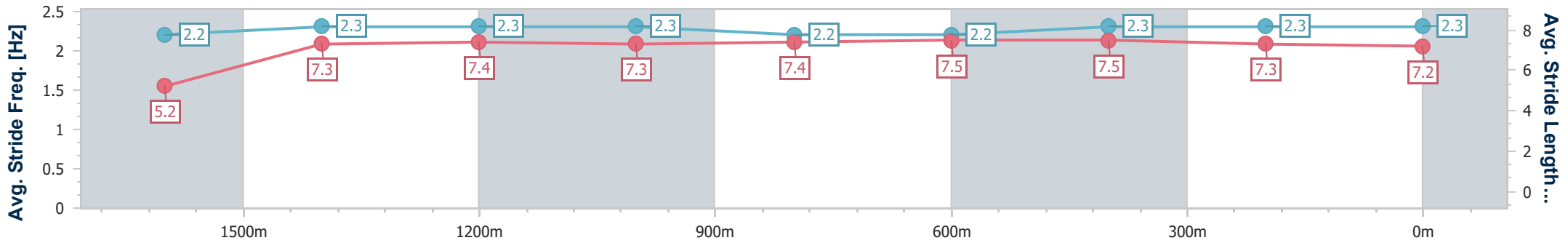
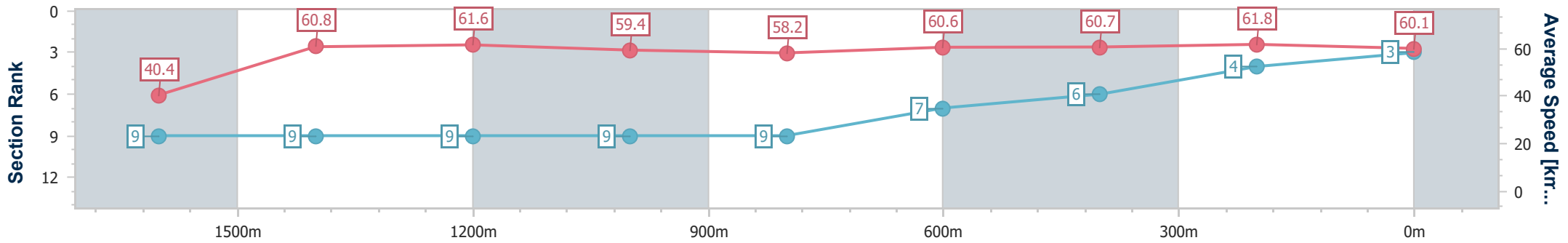
Race 8: RAY WHITE IPSWICH Class 1 Handicap - 1710m

07 November 2024 - 17:23



Track Rating: Good 4, Weather: Fine, Rail Position: +10m Entire

Section	Overall	1600m	1400m	1200m	1000m	800m	600m	400m	200m
Section Times	1:45.11 [3] (0:09.79)	1:35.32 [9] (0:11.87)	1:23.45 [9] (0:11.59)	1:11.86 [9] (0:12.04)	0:59.82 [9] (0:12.39)	0:47.43 [9] (0:11.91)	0:35.52 [7] (0:11.83)	0:23.69 [6] (0:11.68)	0:12.01 [4] (0:12.01)
Average Speed [km/h]	40.4	60.8	61.6	59.4	58.2	60.6	60.7	61.8	60.1
Top Speed [km/h]	57.1	63.1	62.2	62.2	60.4	61.1	61.6	62.2	62.0
Avg. Dist. to Rail [m]	5.7	1.7	1.8	0.8	0.3	0.3	0.3	0.4	1.3
Avg. Stride Freq. [Hz]	2.2	2.3	2.3	2.3	2.2	2.2	2.3	2.3	2.3
Avg. Stride Length [m]	5.2	7.3	7.4	7.3	7.4	7.5	7.5	7.3	7.2



- [] Ranking at each section and finish
- .-.- No data available at this section
- NA No data available



Horse/Jockey Name	Adelaide's Lace
Final Rank	4
Fastest Section Time (Section)	0:09.54 (Overall)
Top Speed [km/h] (Section)	63.7 (1400m)
Race State	Finished



Ipswich QLD Professional

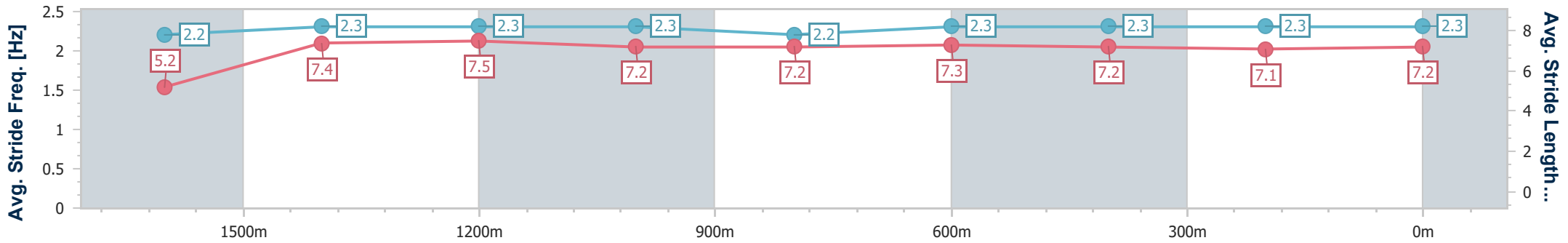
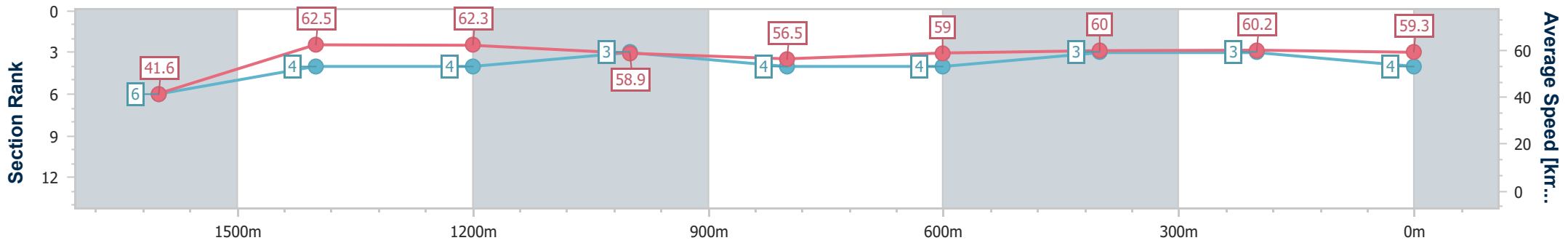
Race 8: RAY WHITE IPSWICH Class 1 Handicap - 1710m

07 November 2024 - 17:23



Track Rating: Good 4, Weather: Fine, Rail Position: +10m Entire

Section	Overall	1600m	1400m	1200m	1000m	800m	600m	400m	200m
Section Times	1:45.16 [4] (0:09.54)	1:35.62 [6] (0:11.50)	1:24.12 [4] (0:11.43)	1:12.69 [4] (0:12.14)	1:00.55 [3] (0:12.63)	0:47.92 [4] (0:12.10)	0:35.82 [4] (0:11.87)	0:23.95 [3] (0:11.82)	0:12.13 [3] (0:12.13)
Average Speed [km/h]	41.6	62.5	62.3	58.9	56.5	59.0	60.0	60.2	59.3
Top Speed [km/h]	61.2	63.4	63.7	62.2	58.4	60.2	61.2	61.2	61.2
Avg. Dist. to Rail [m]	0.9	2.3	2.8	2.0	2.0	2.4	2.7	2.8	3.1
Avg. Stride Freq. [Hz]	2.2	2.3	2.3	2.3	2.2	2.3	2.3	2.3	2.3
Avg. Stride Length [m]	5.2	7.4	7.5	7.2	7.2	7.3	7.2	7.1	7.2



- [] Ranking at each section and finish
- .-.- No data available at this section
- NA No data available



Horse/Jockey Name	Max 'O' Max
Final Rank	5
Fastest Section Time (Section)	0:09.38 (Overall)
Top Speed [km/h] (Section)	64.3 (1600m)
Race State	Finished



Ipswich QLD Professional

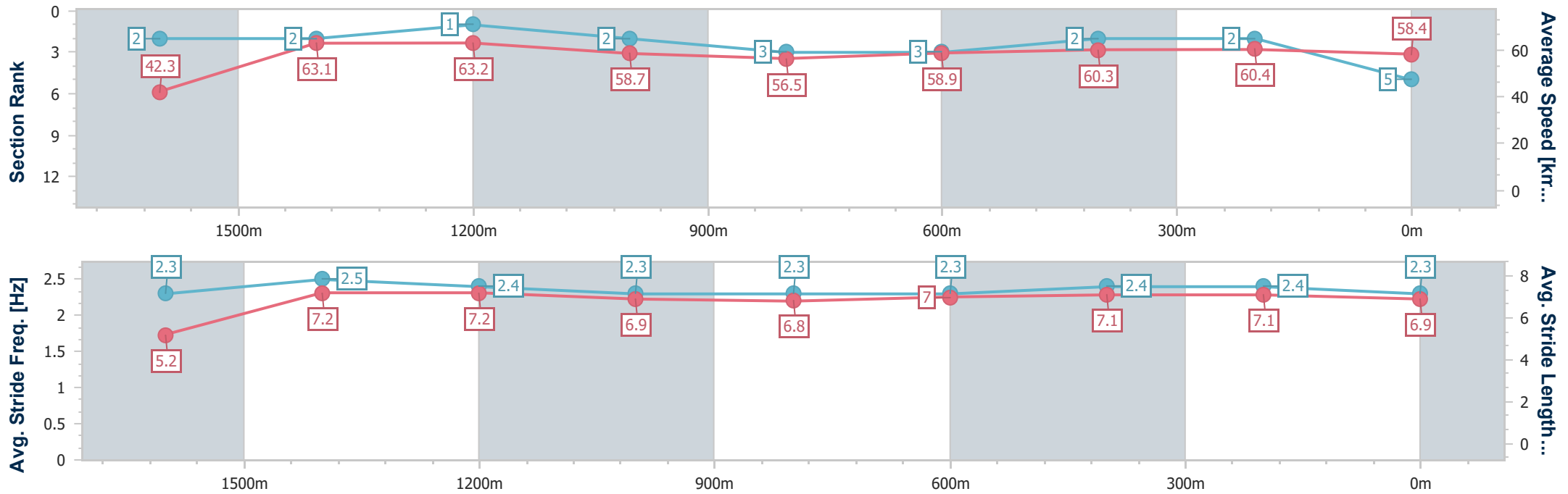
Race 8: RAY WHITE IPSWICH Class 1 Handicap - 1710m

07 November 2024 - 17:23



Track Rating: Good 4, Weather: Fine, Rail Position: +10m Entire

Section	Overall	1600m	1400m	1200m	1000m	800m	600m	400m	200m
Section Times	1:45.29 [5] (0:09.38)	1:35.91 [2] (0:11.37)	1:24.54 [2] (0:11.34)	1:13.20 [1] (0:12.24)	1:00.96 [2] (0:12.73)	0:48.23 [3] (0:12.19)	0:36.04 [3] (0:11.84)	0:24.20 [2] (0:11.85)	0:12.35 [2] (0:12.35)
Average Speed [km/h]	42.3	63.1	63.2	58.7	56.5	58.9	60.3	60.4	58.4
Top Speed [km/h]	60.2	64.3	64.0	61.0	58.1	59.7	61.0	61.2	59.9
Avg. Dist. to Rail [m]	3.8	0.9	1.4	0.6	0.7	1.2	1.0	1.8	0.6
Avg. Stride Freq. [Hz]	2.3	2.5	2.4	2.3	2.3	2.3	2.4	2.4	2.3
Avg. Stride Length [m]	5.2	7.2	7.2	6.9	6.8	7.0	7.1	7.1	6.9



- [] Ranking at each section and finish
- .-.- No data available at this section
- NA No data available



Horse/Jockey Name	Pireonti
Final Rank	6
Fastest Section Time (Section)	0:09.47 (Overall)
Top Speed [km/h] (Section)	63.4 (1600m)
Race State	Finished



Ipswich QLD Professional

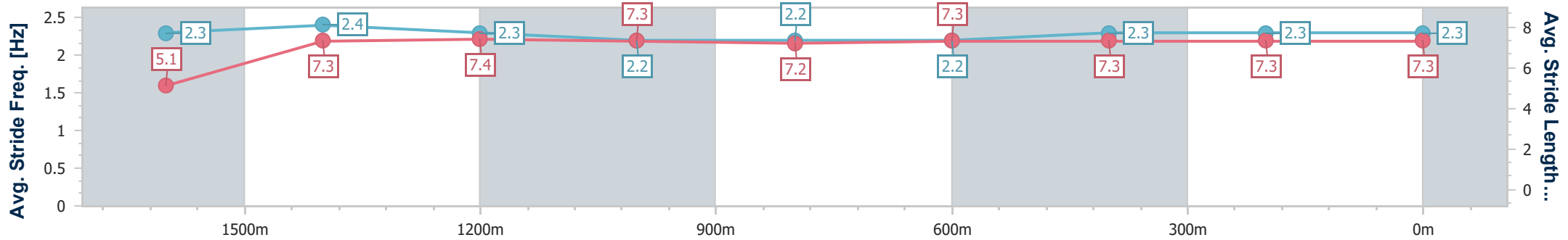
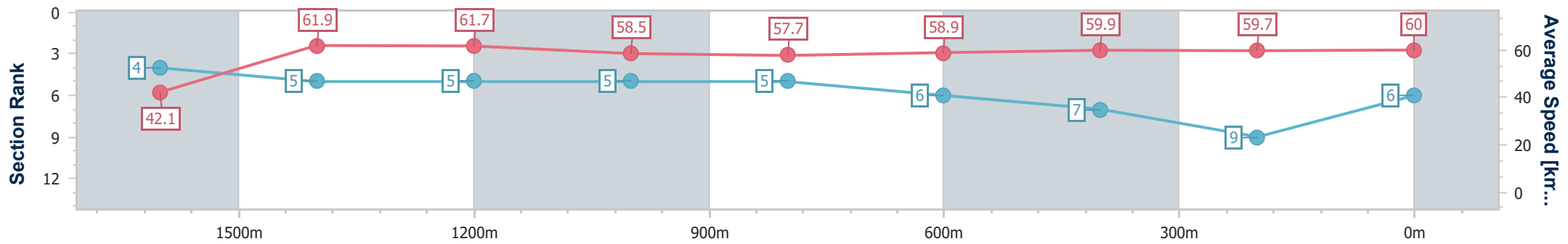
Race 8: RAY WHITE IPSWICH Class 1 Handicap - 1710m

07 November 2024 - 17:23



Track Rating: Good 4, Weather: Fine, Rail Position: +10m Entire

Section	Overall	1600m	1400m	1200m	1000m	800m	600m	400m	200m
Section Times	1:45.57 [6] (0:09.47)	1:36.10 [4] (0:11.58)	1:24.52 [5] (0:11.62)	1:12.90 [5] (0:12.27)	1:00.63 [5] (0:12.45)	0:48.18 [5] (0:12.16)	0:36.02 [6] (0:11.99)	0:24.03 [7] (0:12.05)	0:11.98 [9] (0:11.98)
Average Speed [km/h]	42.1	61.9	61.7	58.5	57.7	58.9	59.9	59.7	60.0
Top Speed [km/h]	59.0	63.4	62.8	61.2	59.5	59.5	61.2	61.6	61.5
Avg. Dist. to Rail [m]	2.4	1.2	1.5	0.7	0.5	1.1	0.9	0.8	3.0
Avg. Stride Freq. [Hz]	2.3	2.4	2.3	2.2	2.2	2.2	2.3	2.3	2.3
Avg. Stride Length [m]	5.1	7.3	7.4	7.3	7.2	7.3	7.3	7.3	7.3



- [] Ranking at each section and finish
- .-.- No data available at this section
- NA No data available



Horse/Jockey Name	Planned Encounter
Final Rank	7
Fastest Section Time (Section)	0:10.16 (Overall)
Top Speed [km/h] (Section)	63.0 (1200m)
Race State	Finished



Ipswich QLD Professional

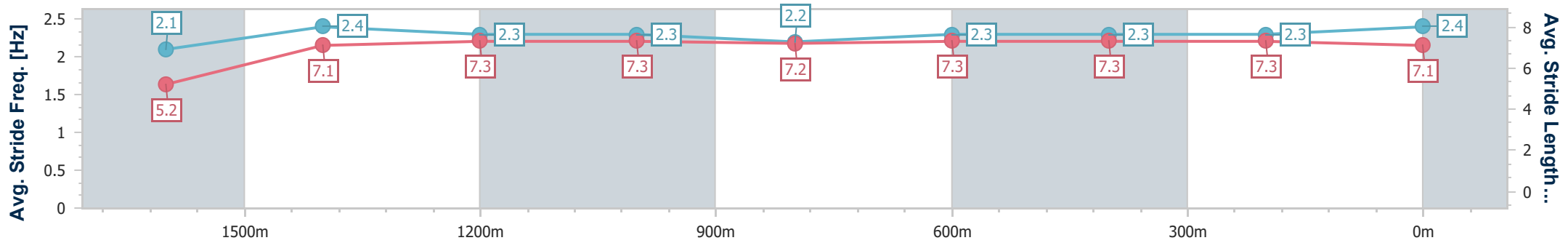
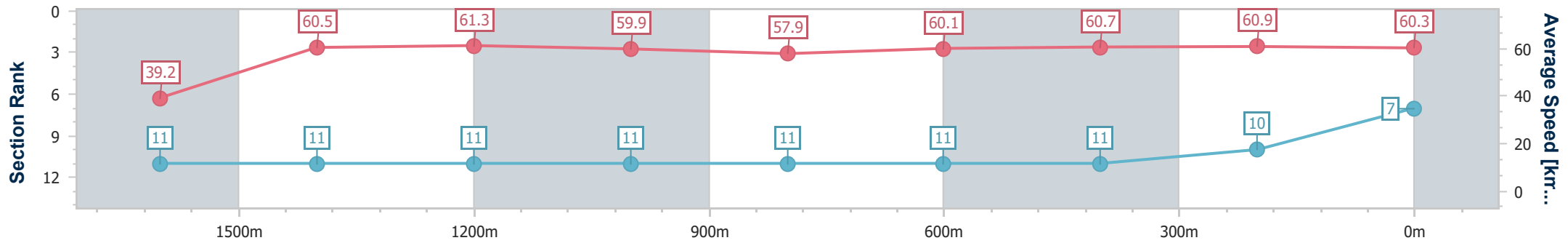
Race 8: RAY WHITE IPSWICH Class 1 Handicap - 1710m

07 November 2024 - 17:23



Track Rating: Good 4, Weather: Fine, Rail Position: +10m Entire

Section	Overall	1600m	1400m	1200m	1000m	800m	600m	400m	200m
Section Times	1:45.57 [7] (0:10.16)	1:35.41 [11] (0:11.87)	1:23.54 [11] (0:11.65)	1:11.89 [11] (0:11.96)	0:59.93 [11] (0:12.40)	0:47.53 [11] (0:11.90)	0:35.63 [11] (0:11.80)	0:23.83 [11] (0:11.88)	0:11.95 [10] (0:11.95)
Average Speed [km/h]	39.2	60.5	61.3	59.9	57.9	60.1	60.7	60.9	60.3
Top Speed [km/h]	58.0	62.7	62.2	63.0	59.4	61.0	61.7	61.8	61.0
Avg. Dist. to Rail [m]	1.8	2.0	2.2	1.1	0.8	1.6	0.9	1.5	4.2
Avg. Stride Freq. [Hz]	2.1	2.4	2.3	2.3	2.2	2.3	2.3	2.3	2.4
Avg. Stride Length [m]	5.2	7.1	7.3	7.3	7.2	7.3	7.3	7.3	7.1



- [] Ranking at each section and finish
- .-.- No data available at this section
- NA No data available



Horse/Jockey Name	No Double Dipping
Final Rank	8
Fastest Section Time (Section)	0:09.50 (Overall)
Top Speed [km/h] (Section)	62.7 (1400m)
Race State	Finished



Ipswich QLD Professional

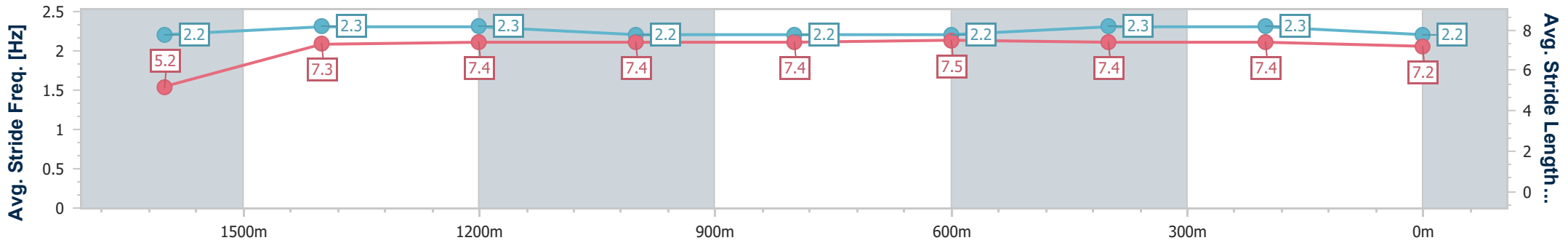
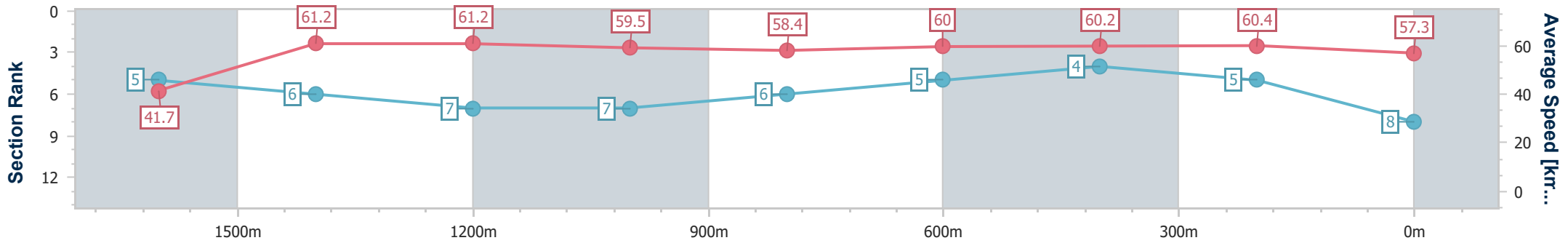
Race 8: RAY WHITE IPSWICH Class 1 Handicap - 1710m

07 November 2024 - 17:23



Track Rating: Good 4, Weather: Fine, Rail Position: +10m Entire

Section	Overall	1600m	1400m	1200m	1000m	800m	600m	400m	200m
Section Times	1:45.79 [8] (0:09.50)	1:36.29 [5] (0:11.78)	1:24.51 [6] (0:11.67)	1:12.84 [7] (0:12.10)	1:00.74 [7] (0:12.37)	0:48.37 [6] (0:11.98)	0:36.39 [5] (0:11.92)	0:24.47 [4] (0:11.89)	0:12.58 [5] (0:12.58)
Average Speed [km/h]	41.7	61.2	61.2	59.5	58.4	60.0	60.2	60.4	57.3
Top Speed [km/h]	59.8	62.6	62.7	62.2	59.9	60.6	61.3	61.0	59.8
Avg. Dist. to Rail [m]	7.1	1.4	1.5	0.3	0.3	0.4	0.4	0.9	0.7
Avg. Stride Freq. [Hz]	2.2	2.3	2.3	2.2	2.2	2.2	2.3	2.3	2.2
Avg. Stride Length [m]	5.2	7.3	7.4	7.4	7.4	7.5	7.4	7.4	7.2



- [] Ranking at each section and finish
- .-.- No data available at this section
- NA No data available



Horse/Jockey Name	Old Salt
Final Rank	9
Fastest Section Time (Section)	0:09.95 (Overall)
Top Speed [km/h] (Section)	63.4 (1600m)
Race State	Finished



Ipswich QLD Professional

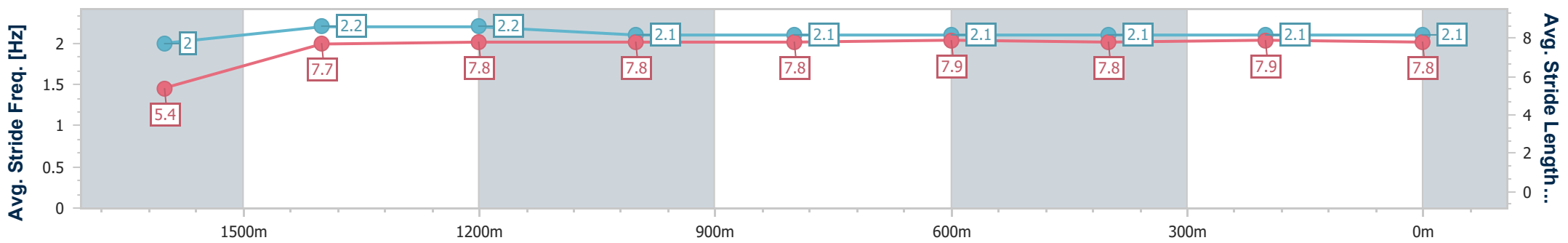
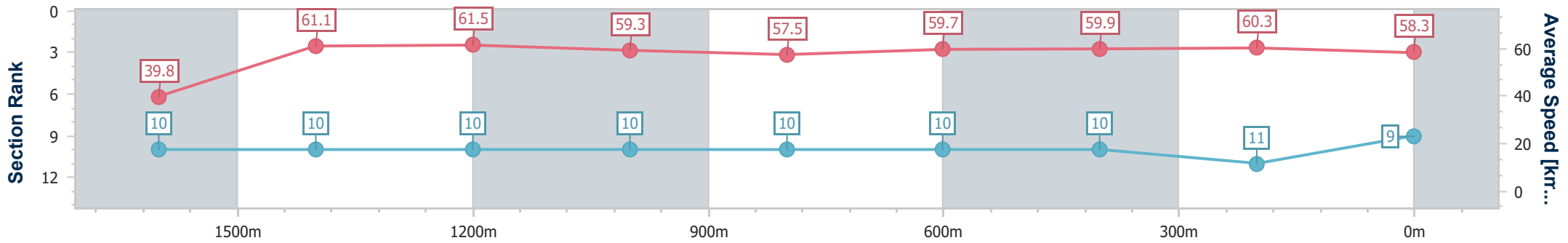
Race 8: RAY WHITE IPSWICH Class 1 Handicap - 1710m

07 November 2024 - 17:23



Track Rating: Good 4, Weather: Fine, Rail Position: +10m Entire

Section	Overall	1600m	1400m	1200m	1000m	800m	600m	400m	200m
Section Times	1:46.01 [9] (0:09.95)	1:36.06 [10] (0:11.76)	1:24.30 [10] (0:11.61)	1:12.69 [10] (0:12.06)	1:00.63 [10] (0:12.46)	0:48.17 [10] (0:11.98)	0:36.19 [10] (0:11.91)	0:24.28 [10] (0:11.90)	0:12.38 [11] (0:12.38)
Average Speed [km/h]	39.8	61.1	61.5	59.3	57.5	59.7	59.9	60.3	58.3
Top Speed [km/h]	57.8	63.4	63.0	62.3	58.6	60.8	61.4	61.4	61.9
Avg. Dist. to Rail [m]	3.9	2.7	2.7	1.5	1.5	1.9	1.9	0.9	2.1
Avg. Stride Freq. [Hz]	2.0	2.2	2.2	2.1	2.1	2.1	2.1	2.1	2.1
Avg. Stride Length [m]	5.4	7.7	7.8	7.8	7.8	7.9	7.8	7.9	7.8



- [] Ranking at each section and finish
- .-.- No data available at this section
- NA No data available



Horse/Jockey Name	Just Want You Back
Final Rank	10
Fastest Section Time (Section)	0:09.74 (Overall)
Top Speed [km/h] (Section)	64.5 (1600m)
Race State	Finished



Ipswich QLD Professional

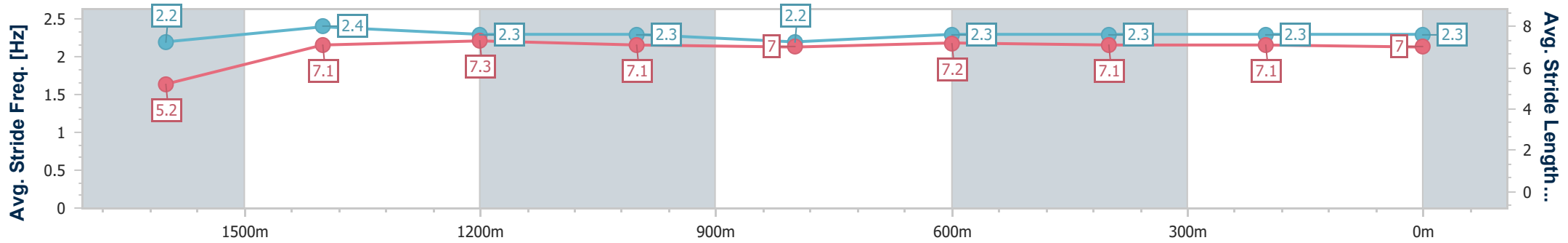
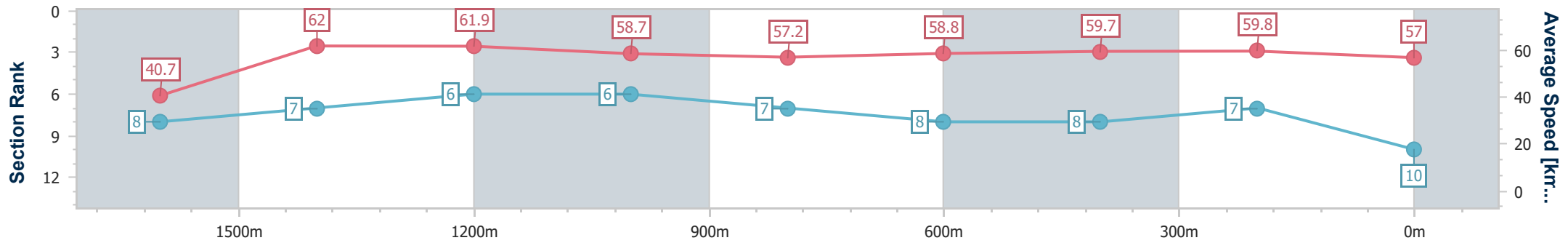
Race 8: RAY WHITE IPSWICH Class 1 Handicap - 1710m

07 November 2024 - 17:23



Track Rating: Good 4, Weather: Fine, Rail Position: +10m Entire

Section	Overall	1600m	1400m	1200m	1000m	800m	600m	400m	200m			
Section Times	1:46.11 [10] (0:09.74)	1:36.37 [8] (0:11.56)	1:24.81 [7] (0:11.45)	1:13.36 [6] (0:12.19)	1:01.17 [6] (0:12.57)	0:48.60 [7] (0:12.09)	0:36.51 [8] (0:11.95)	0:24.56 [8] (0:11.96)	0:12.60 [7] (0:12.60)			
Average Speed [km/h]	40.7	62.0	61.9	58.7	57.2	58.8	59.7	59.8	57.0			
Top Speed [km/h]	60.2	64.5	62.9	62.7	58.6	60.0	60.9	61.0	58.4			
Avg. Dist. to Rail [m]	2.8	3.5	3.1	1.7	1.6	2.1	2.2	2.8	2.8			
Avg. Stride Freq. [Hz]	2.2	2.4	2.3	2.3	2.2	2.3	2.3	2.3	2.3			
Avg. Stride Length [m]	5.2	7.1	7.3	7.1	7.0	7.2	7.1	7.1	7.0			



- [] Ranking at each section and finish
- .-.- No data available at this section
- NA No data available



Horse/Jockey Name	Maple Magic
Final Rank	11
Fastest Section Time (Section)	0:09.32 (Overall)
Top Speed [km/h] (Section)	63.9 (1600m)
Race State	Finished



Ipswich QLD Professional

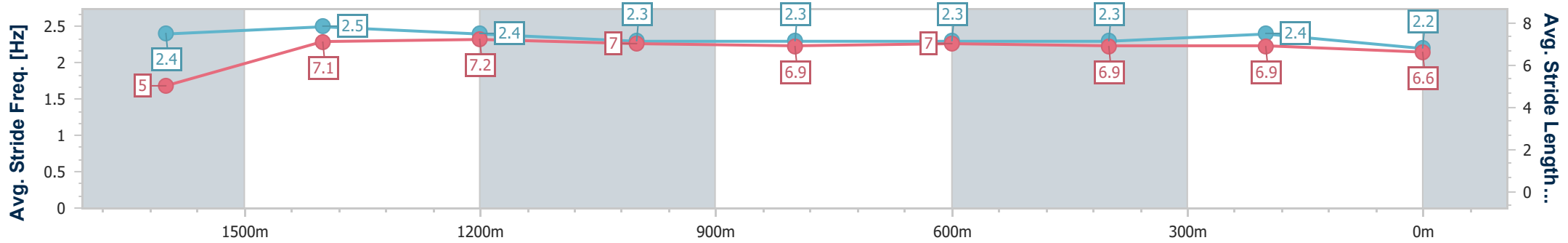
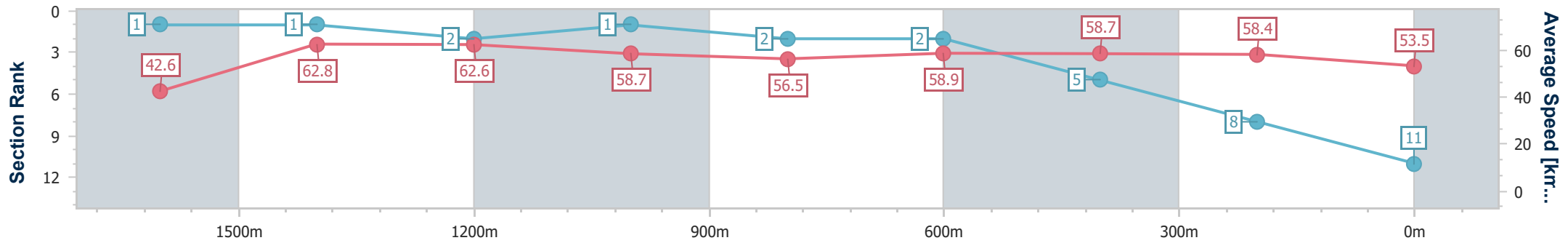
Race 8: RAY WHITE IPSWICH Class 1 Handicap - 1710m

07 November 2024 - 17:23



Track Rating: Good 4, Weather: Fine, Rail Position: +10m Entire

Section	Overall	1600m	1400m	1200m	1000m	800m	600m	400m	200m
Section Times	1:47.04 [11] (0:09.32)	1:37.72 [1] (0:11.42)	1:26.30 [1] (0:11.37)	1:14.93 [2] (0:12.20)	1:02.73 [1] (0:12.72)	0:50.01 [2] (0:12.14)	0:37.87 [2] (0:12.17)	0:25.70 [5] (0:12.22)	0:13.48 [8] (0:13.48)
Average Speed [km/h]	42.6	62.8	62.6	58.7	56.5	58.9	58.7	58.4	53.5
Top Speed [km/h]	60.0	63.9	63.4	61.4	57.9	59.8	59.8	59.3	57.9
Avg. Dist. to Rail [m]	1.4	3.5	2.3	1.2	1.3	2.0	1.5	1.8	1.1
Avg. Stride Freq. [Hz]	2.4	2.5	2.4	2.3	2.3	2.3	2.3	2.4	2.2
Avg. Stride Length [m]	5.0	7.1	7.2	7.0	6.9	7.0	6.9	6.9	6.6



- [] Ranking at each section and finish
- .-.- No data available at this section
- NA No data available