



# Ipswich QLD Professional

## Race 7: BARRIER REEF POOLS Class 4 Handicap - 1350m

07 November 2024 - 16:42



Track Rating: Good 4, Weather: Fine, Rail Position: +10m Entire

Section		Field Times										Last 600m	
		Overall	1200m	1000m	800m	600m	400m						0:33.95
		1:20.28 (0:11.60)	1:08.68 (0:11.38)	0:57.30 (0:11.63)	0:45.67 (0:11.72)	0:33.95 (0:11.25)	0:22.70 (0:11.04)						
Rank	TAB Horse/Jockey	Barrier	Top Speed [km/h]	Fastest Section									Distance Travelled [m]
1	5 TWYFORD Martin Harley	6	65.3 400m	0:11.04 400m	1:20.28 [1] (0:11.71)	1:08.57 [3] (0:11.27)	0:57.30 [1] (0:11.63)	0:45.67 [1] (0:11.72)	0:33.95 [1] (0:11.25)	0:22.70 [1] (0:11.04)	0:33.95		
2	3 RIVIERA BLUE Andrew Mallyon	5	65.2 400m	0:11.07 400m	1:20.35 [2] (0:11.84)	1:08.51 [4] (0:11.54)	0:56.97 [4] (0:11.59)	0:45.38 [4] (0:11.66)	0:33.72 [4] (0:11.32)	0:22.40 [4] (0:11.07)	0:33.72 +3		
3	8 COBURG Tahlia Fenlon	4	64.9 600m	0:11.17 400m	1:20.49 [3] (0:11.71)	1:08.78 [2] (0:11.48)	0:57.30 [3] (0:11.52)	0:45.78 [2] (0:11.65)	0:34.13 [2] (0:11.29)	0:22.84 [2] (0:11.17)	0:34.13 +2		
4	1 SIAN STAR Jai Williams	3	64.7 400m	0:11.21 400m	1:20.67 [4] (0:11.60)	1:09.07 [1] (0:11.53)	0:57.54 [2] (0:11.71)	0:45.83 [3] (0:11.71)	0:34.12 [3] (0:11.27)	0:22.85 [3] (0:11.21)	0:34.12 -1		
5	7 TOBA Cody Collis	2	65.7 400m	0:11.02 400m	1:20.69 [5] (0:12.00)	1:08.69 [5] (0:11.60)	0:57.09 [6] (0:11.68)	0:45.41 [8] (0:11.78)	0:33.63 [8] (0:11.33)	0:22.30 [8] (0:11.02)	0:33.63 +2		
6	10 VANCITY Jason Taylor	10	64.5 400m	0:11.19 400m	1:20.74 [6] (0:12.02)	1:08.72 [6] (0:11.65)	0:57.07 [7] (0:11.51)	0:45.56 [6] (0:11.56)	0:34.00 [5] (0:11.43)	0:22.57 [5] (0:11.19)	0:34.00 +4		
7	11 ATLANTIC ROYAL Mark Du Plessis	8	65.9 400m	0:11.10 400m	1:20.76 [7] (0:12.23)	1:08.53 [8] (0:11.53)	0:57.00 [8] (0:11.45)	0:45.55 [7] (0:11.60)	0:33.95 [6] (0:11.37)	0:22.58 [6] (0:11.10)	0:33.95 +2		
8	4 REGAL EDITION Angela Jones	7	65.0 400m	0:11.12 400m	1:21.01 [8] (0:12.02)	1:08.99 [7] (0:11.39)	0:57.60 [5] (0:11.67)	0:45.93 [5] (0:11.74)	0:34.19 [7] (0:11.38)	0:22.81 [7] (0:11.12)	0:34.19 +0		

Scratched: Zattastar (#9), Extensive (#6), Launch Pad (#2)

[ ] Ranking at each section and finish  
 -:-:- No data available at this section  
 NA No data available

SCN Saddle cloth number  
 DNF Did not finish  
 DNT Did not track



Ipswich QLD Professional  
 Race 7: BARRIER REEF POOLS Class 4 Handicap - 1350m  
 07 November 2024 - 16:42



Track Rating: Good 4, Weather: Fine, Rail Position: +10m Entire

Section				200m				Last 600m	
Field Times				0:11.66 (0:11.66)				0:33.95	
Rank	TAB	Horse/Jockey	Barrier	Top Speed [km/h]	Fastest Section	Margin			Distance Travelled [m]
1	5	<b>TWYFORD</b> Martin Harley	6	65.3 400m	0:11.04 400m	0:11.66 [1] (0:11.66)	1:20.28		0:33.95
2	3	<b>RIVIERA BLUE</b> Andrew Mallyon	5	65.2 400m	0:11.07 400m	0:11.33 [3] (0:11.33)	0.44L		0:33.72 +3
3	8	<b>COBURG</b> Tahlia Fenlon	4	64.9 600m	0:11.17 400m	0:11.67 [2] (0:11.67)	1.22L		0:34.13 +2
4	1	<b>SIAN STAR</b> Jai Williams	3	64.7 400m	0:11.21 400m	0:11.64 [4] (0:11.64)	2.28L		0:34.12 -1
5	7	<b>TOBA</b> Cody Collis	2	65.7 400m	0:11.02 400m	0:11.28 [8] (0:11.28)	2.43L		0:33.63 +2
6	10	<b>VANCITY</b> Jason Taylor	10	64.5 400m	0:11.19 400m	0:11.38 [7] (0:11.38)	2.71L		0:34.00 +4
7	11	<b>ATLANTIC ROYAL</b> Mark Du Plessis	8	65.9 400m	0:11.10 400m	0:11.48 [5] (0:11.48)	2.83L		0:33.95 +2
8	4	<b>REGAL EDITION</b> Angela Jones	7	65.0 400m	0:11.12 400m	0:11.69 [6] (0:11.69)	4.3L		0:34.19 +0

Scratched: Zattastar (#9), Extensive (#6), Launch Pad (#2)

[ ] Ranking at each section and finish  
 -:-:- No data available at this section  
 NA No data available

SCN Saddle cloth number  
 DNF Did not finish  
 DNT Did not track



Horse/Jockey Name	Twyford
Final Rank	1
Fastest Section Time (Section)	0:11.04 (400m)
Top Speed [km/h] (Section)	65.3 (400m)
Race State	Finished



Ipswich QLD Professional

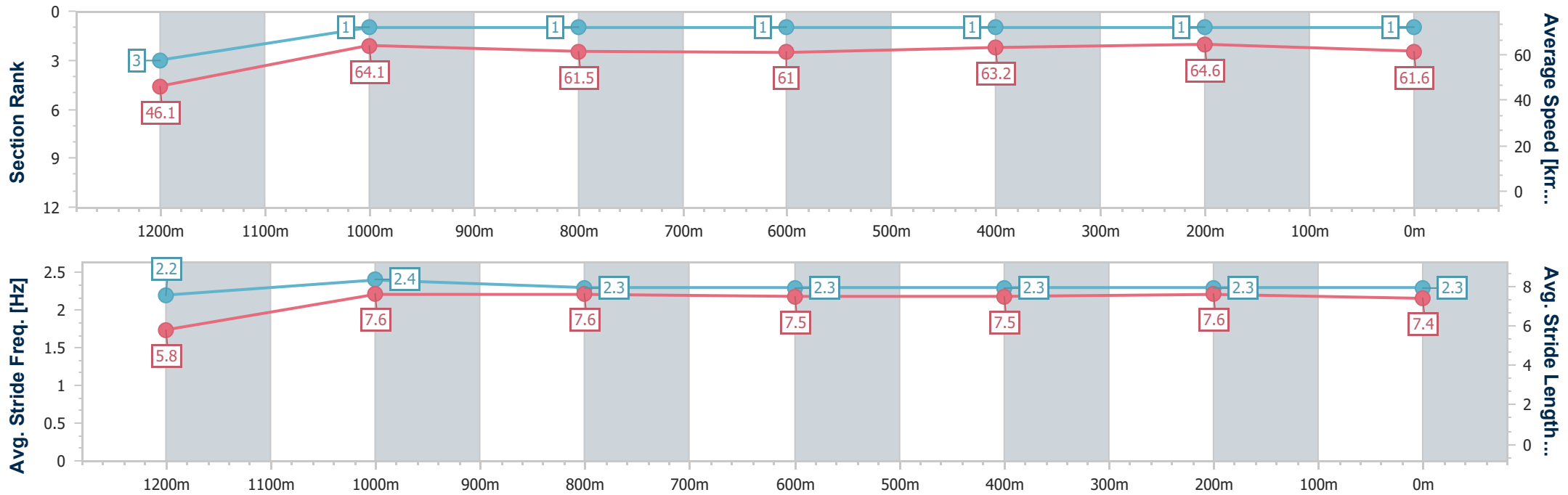
Race 7: BARRIER REEF POOLS Class 4 Handicap - 1350m

07 November 2024 - 16:42



Track Rating: Good 4, Weather: Fine, Rail Position: +10m Entire

Section	Overall	1200m	1000m	800m	600m	400m	200m
Section Times	1:20.28 [1] (0:11.71)	1:08.57 [3] (0:11.27)	0:57.30 [1] (0:11.63)	0:45.67 [1] (0:11.72)	0:33.95 [1] (0:11.25)	0:22.70 [1] (0:11.04)	0:11.66 [1] (0:11.66)
Average Speed [km/h]	46.1	64.1	61.5	61.0	63.2	64.6	61.6
Top Speed [km/h]	61.6	64.9	63.2	61.3	65.0	65.3	65.2
Avg. Dist. to Rail [m]	2.4	1.0	1.6	2.2	2.8	3.1	3.6
Avg. Stride Freq. [Hz]	2.2	2.4	2.3	2.3	2.3	2.3	2.3
Avg. Stride Length [m]	5.8	7.6	7.6	7.5	7.5	7.6	7.4



- [ ] Ranking at each section and finish
- .-.- No data available at this section
- NA No data available



Horse/Jockey Name	Riviera Blue
Final Rank	2
Fastest Section Time (Section)	0:11.07 (400m)
Top Speed [km/h] (Section)	65.2 (400m)
Race State	Finished



### Ipswich QLD Professional

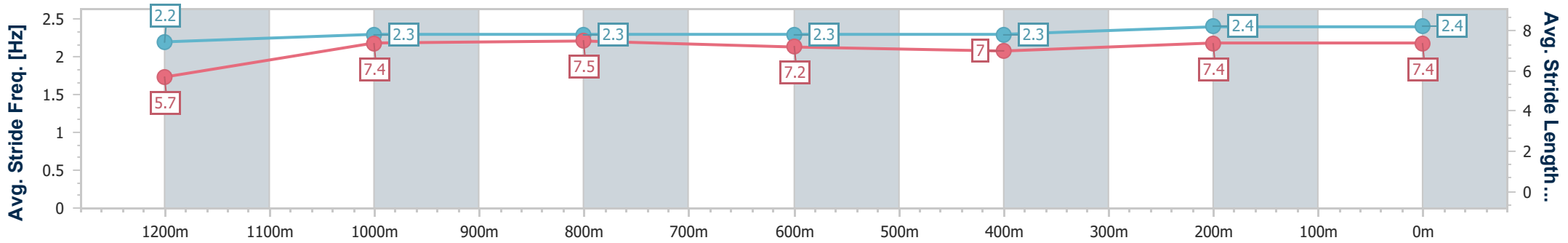
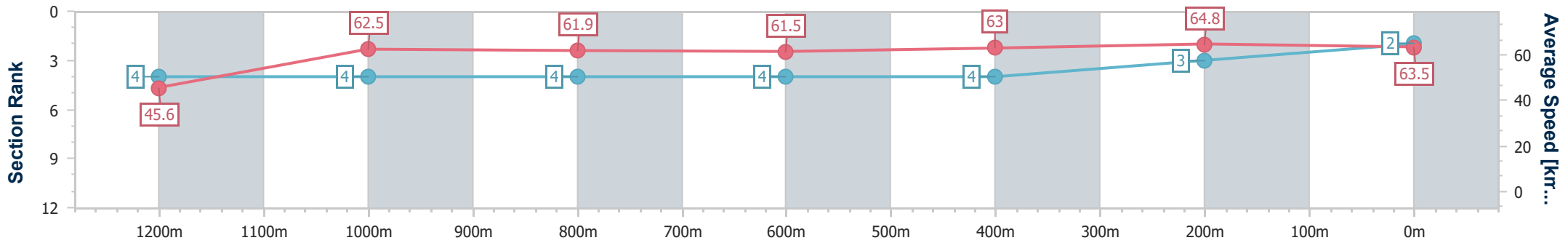
Race 7: BARRIER REEF POOLS Class 4 Handicap - 1350m

07 November 2024 - 16:42



Track Rating: Good 4, Weather: Fine, Rail Position: +10m Entire

Section	Overall	1200m	1000m	800m	600m	400m	200m
Section Times	1:20.35 [2] (0:11.84)	1:08.51 [4] (0:11.54)	0:56.97 [4] (0:11.59)	0:45.38 [4] (0:11.66)	0:33.72 [4] (0:11.32)	0:22.40 [4] (0:11.07)	0:11.33 [3] (0:11.33)
Average Speed [km/h]	45.6	62.5	61.9	61.5	63.0	64.8	63.5
Top Speed [km/h]	59.8	64.8	62.9	62.0	65.0	65.2	64.9
Avg. Dist. to Rail [m]	1.7	0.6	0.6	1.3	1.6	1.1	0.6
Avg. Stride Freq. [Hz]	2.2	2.3	2.3	2.3	2.3	2.4	2.4
Avg. Stride Length [m]	5.7	7.4	7.5	7.2	7.0	7.4	7.4



- [ ] Ranking at each section and finish
- .-.- No data available at this section
- NA No data available



Horse/Jockey Name	Coburg
Final Rank	3
Fastest Section Time (Section)	0:11.17 (400m)
Top Speed [km/h] (Section)	64.9 (600m)
Race State	Finished



### Ipswich QLD Professional

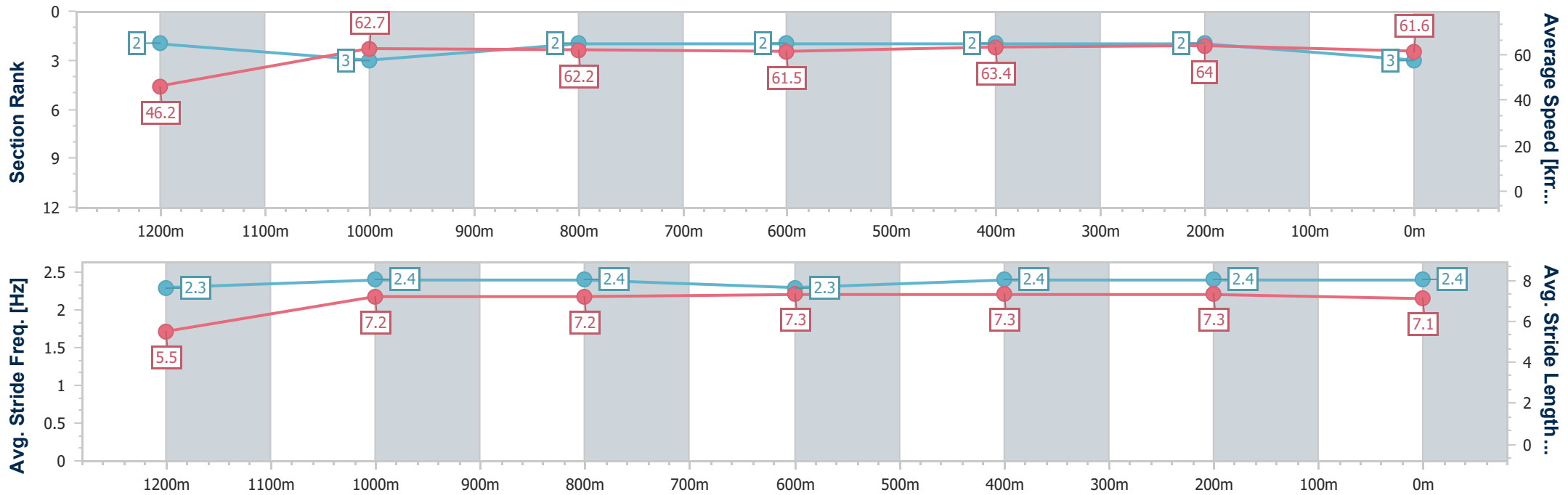
Race 7: BARRIER REEF POOLS Class 4 Handicap - 1350m

07 November 2024 - 16:42



Track Rating: Good 4, Weather: Fine, Rail Position: +10m Entire

Section	Overall	1200m	1000m	800m	600m	400m	200m
Section Times	1:20.49 [3] (0:11.71)	1:08.78 [2] (0:11.48)	0:57.30 [3] (0:11.52)	0:45.78 [2] (0:11.65)	0:34.13 [2] (0:11.29)	0:22.84 [2] (0:11.17)	0:11.67 [2] (0:11.67)
Average Speed [km/h]	46.2	62.7	62.2	61.5	63.4	64.0	61.6
Top Speed [km/h]	61.5	63.1	63.1	61.8	64.9	64.8	63.5
Avg. Dist. to Rail [m]	1.0	0.7	1.1	1.4	1.6	1.4	1.5
Avg. Stride Freq. [Hz]	2.3	2.4	2.4	2.3	2.4	2.4	2.4
Avg. Stride Length [m]	5.5	7.2	7.2	7.3	7.3	7.3	7.1



- [ ] Ranking at each section and finish
- .-.- No data available at this section
- NA No data available



Horse/Jockey Name	Sian Star
Final Rank	4
Fastest Section Time (Section)	0:11.21 (400m)
Top Speed [km/h] (Section)	64.7 (400m)
Race State	Finished



Ipswich QLD Professional

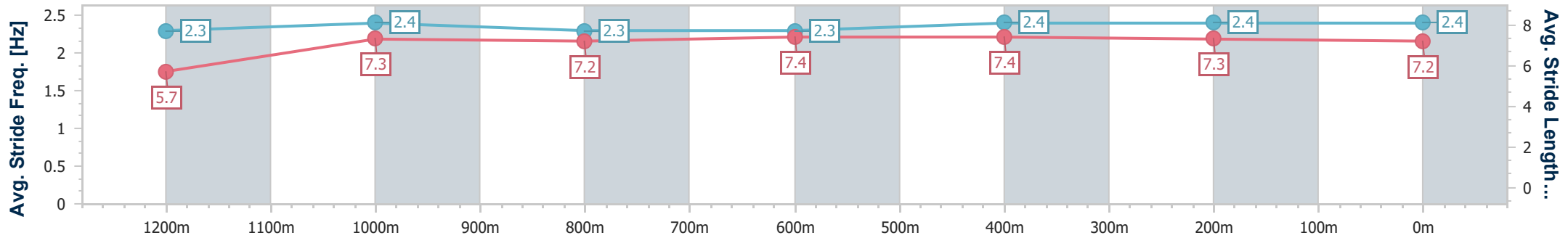
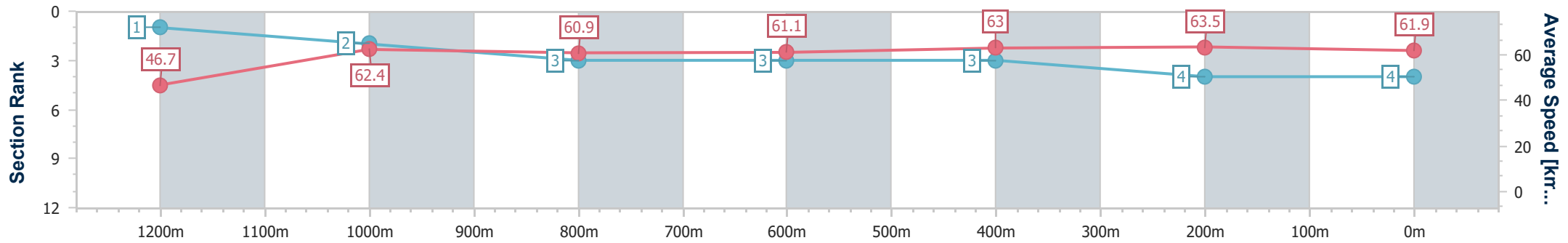
Race 7: BARRIER REEF POOLS Class 4 Handicap - 1350m

07 November 2024 - 16:42



Track Rating: Good 4, Weather: Fine, Rail Position: +10m Entire

Section	Overall	1200m	1000m	800m	600m	400m	200m
Section Times	1:20.67 [4] (0:11.60)	1:09.07 [1] (0:11.53)	0:57.54 [2] (0:11.71)	0:45.83 [3] (0:11.71)	0:34.12 [3] (0:11.27)	0:22.85 [3] (0:11.21)	0:11.64 [4] (0:11.64)
Average Speed [km/h]	46.7	62.4	60.9	61.1	63.0	63.5	61.9
Top Speed [km/h]	62.2	63.4	62.6	62.1	64.6	64.7	64.3
Avg. Dist. to Rail [m]	1.6	1.6	2.1	2.4	2.8	2.4	2.7
Avg. Stride Freq. [Hz]	2.3	2.4	2.3	2.3	2.4	2.4	2.4
Avg. Stride Length [m]	5.7	7.3	7.2	7.4	7.4	7.3	7.2



- [ ] Ranking at each section and finish
- .-.- No data available at this section
- NA No data available



Horse/Jockey Name	Toba
Final Rank	5
Fastest Section Time (Section)	0:11.02 (400m)
Top Speed [km/h] (Section)	65.7 (400m)
Race State	Finished



### Ipswich QLD Professional

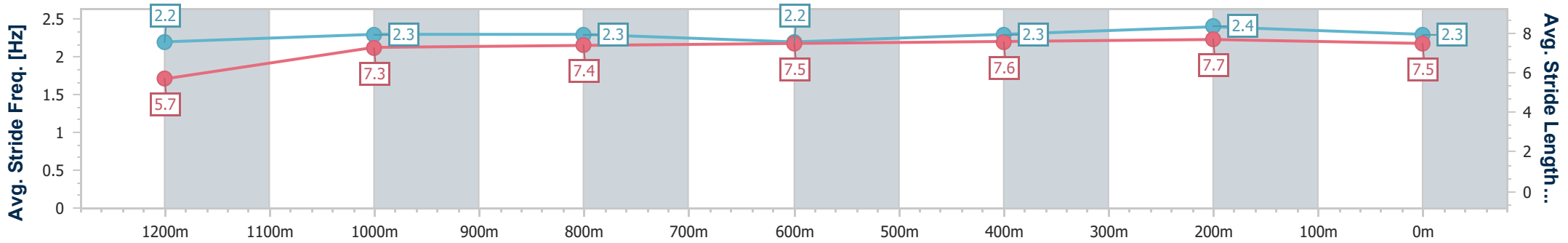
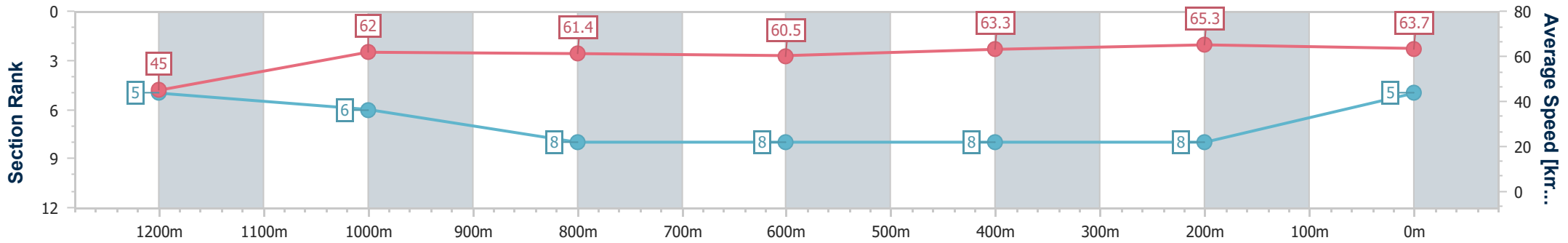
Race 7: BARRIER REEF POOLS Class 4 Handicap - 1350m

07 November 2024 - 16:42



Track Rating: Good 4, Weather: Fine, Rail Position: +10m Entire

Section	Overall	1200m	1000m	800m	600m	400m	200m
Section Times	1:20.69 [5] (0:12.00)	1:08.69 [5] (0:11.60)	0:57.09 [6] (0:11.68)	0:45.41 [8] (0:11.78)	0:33.63 [8] (0:11.33)	0:22.30 [8] (0:11.02)	0:11.28 [8] (0:11.28)
Average Speed [km/h]	45.0	62.0	61.4	60.5	63.3	65.3	63.7
Top Speed [km/h]	61.2	63.1	63.0	61.6	65.5	65.7	65.5
Avg. Dist. to Rail [m]	2.1	1.7	1.8	2.1	1.5	1.4	2.6
Avg. Stride Freq. [Hz]	2.2	2.3	2.3	2.2	2.3	2.4	2.3
Avg. Stride Length [m]	5.7	7.3	7.4	7.5	7.6	7.7	7.5



- [ ] Ranking at each section and finish
- .-.- No data available at this section
- NA No data available



Horse/Jockey Name	Vancity
Final Rank	6
Fastest Section Time (Section)	0:11.19 (400m)
Top Speed [km/h] (Section)	64.5 (400m)
Race State	Finished



### Ipswich QLD Professional

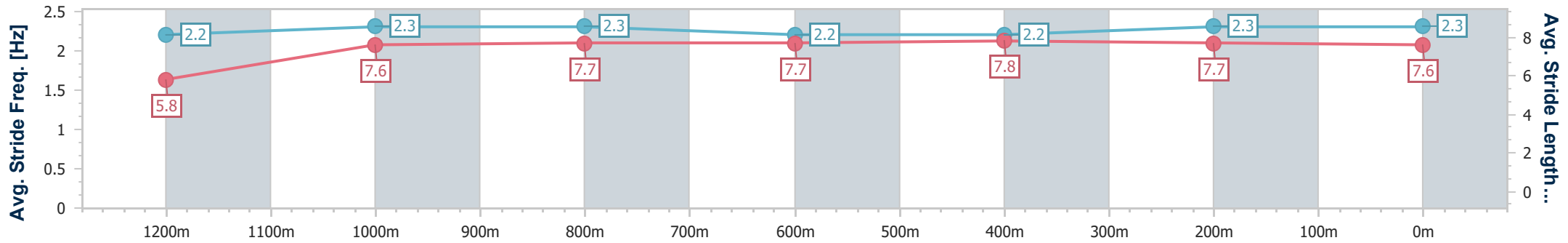
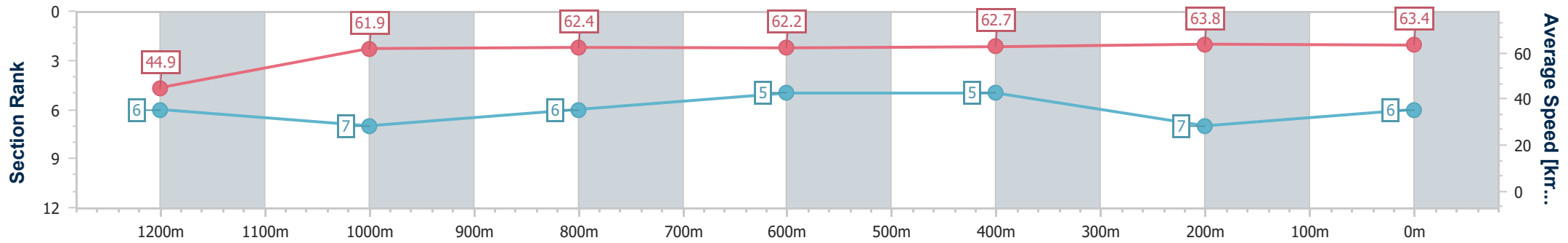
Race 7: BARRIER REEF POOLS Class 4 Handicap - 1350m

07 November 2024 - 16:42



Track Rating: Good 4, Weather: Fine, Rail Position: +10m Entire

Section	Overall	1200m	1000m	800m	600m	400m	200m
Section Times	1:20.74 [6] (0:12.02)	1:08.72 [6] (0:11.65)	0:57.07 [7] (0:11.51)	0:45.56 [6] (0:11.56)	0:34.00 [5] (0:11.43)	0:22.57 [5] (0:11.19)	0:11.38 [7] (0:11.38)
Average Speed [km/h]	44.9	61.9	62.4	62.2	62.7	63.8	63.4
Top Speed [km/h]	61.6	63.1	63.2	62.7	63.7	64.5	64.3
Avg. Dist. to Rail [m]	3.8	1.1	0.3	0.6	1.5	1.2	1.2
Avg. Stride Freq. [Hz]	2.2	2.3	2.3	2.2	2.2	2.3	2.3
Avg. Stride Length [m]	5.8	7.6	7.7	7.7	7.8	7.7	7.6



- [ ] Ranking at each section and finish
- .-.- No data available at this section
- NA No data available





Horse/Jockey Name	Atlantic Royal
Final Rank	7
Fastest Section Time (Section)	0:11.10 (400m)
Top Speed [km/h] (Section)	65.9 (400m)
Race State	Finished



### Ipswich QLD Professional

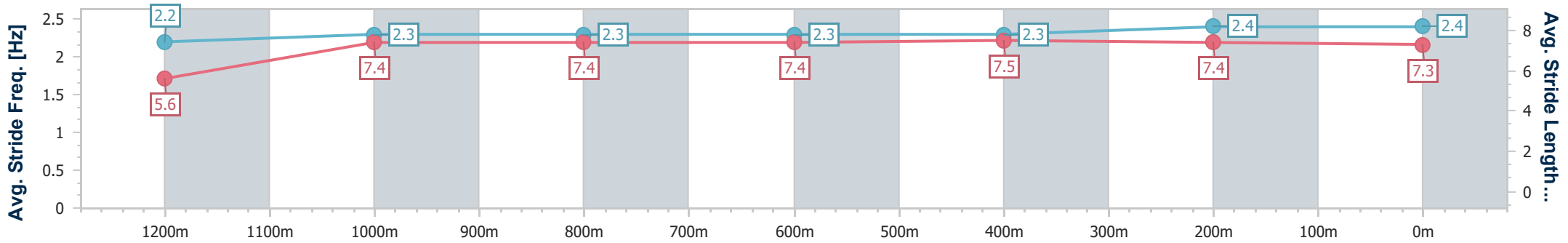
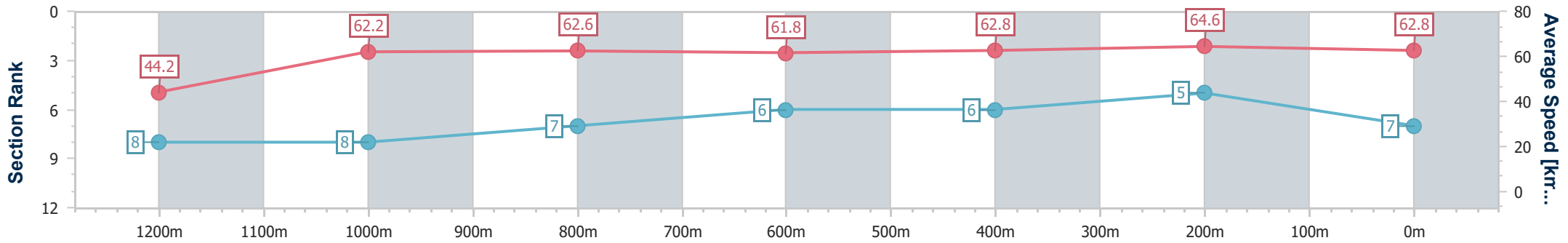
Race 7: BARRIER REEF POOLS Class 4 Handicap - 1350m

07 November 2024 - 16:42



Track Rating: Good 4, Weather: Fine, Rail Position: +10m Entire

Section	Overall	1200m	1000m	800m	600m	400m	200m
Section Times	1:20.76 [7] (0:12.23)	1:08.53 [8] (0:11.53)	0:57.00 [8] (0:11.45)	0:45.55 [7] (0:11.60)	0:33.95 [6] (0:11.37)	0:22.58 [6] (0:11.10)	0:11.48 [5] (0:11.48)
Average Speed [km/h]	44.2	62.2	62.6	61.8	62.8	64.6	62.8
Top Speed [km/h]	60.4	64.1	64.4	62.5	65.6	65.9	64.7
Avg. Dist. to Rail [m]	2.8	0.5	1.6	1.6	1.7	0.9	0.4
Avg. Stride Freq. [Hz]	2.2	2.3	2.3	2.3	2.3	2.4	2.4
Avg. Stride Length [m]	5.6	7.4	7.4	7.4	7.5	7.4	7.3



- [ ] Ranking at each section and finish
- .-.- No data available at this section
- NA No data available



Horse/Jockey Name	Regal Edition
Final Rank	8
Fastest Section Time (Section)	0:11.12 (400m)
Top Speed [km/h] (Section)	65.0 (400m)
Race State	Finished



### Ipswich QLD Professional

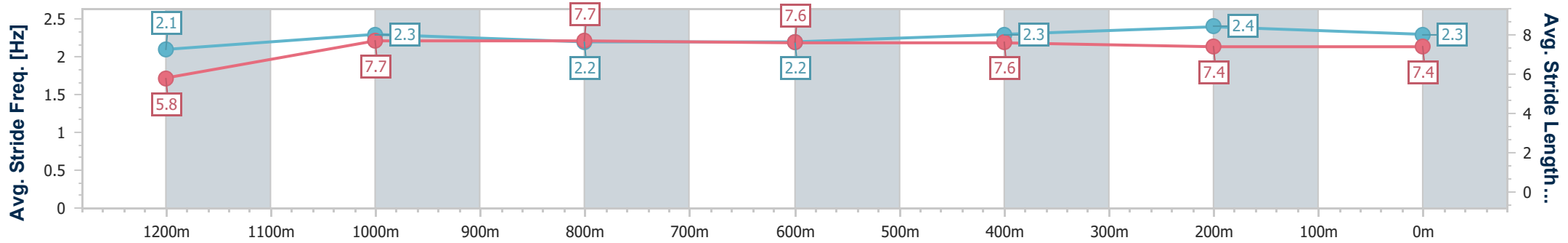
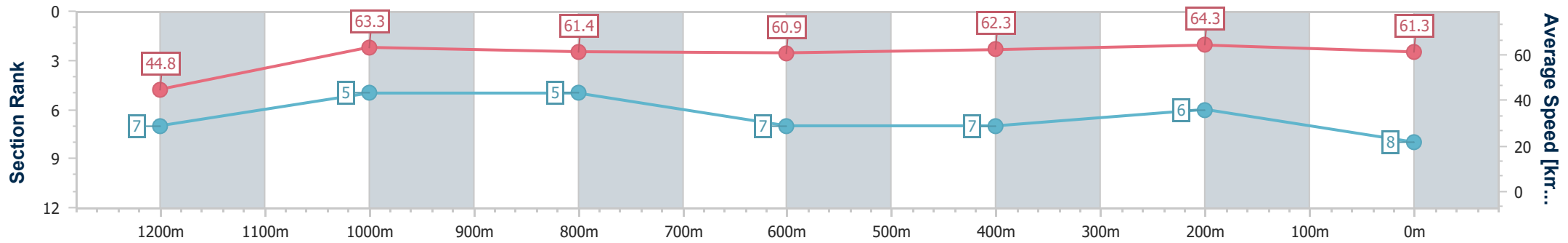
Race 7: BARRIER REEF POOLS Class 4 Handicap - 1350m

07 November 2024 - 16:42



Track Rating: Good 4, Weather: Fine, Rail Position: +10m Entire

Section	Overall	1200m	1000m	800m	600m	400m	200m
Section Times	1:21.01 [8] (0:12.02)	1:08.99 [7] (0:11.39)	0:57.60 [5] (0:11.67)	0:45.93 [5] (0:11.74)	0:34.19 [7] (0:11.38)	0:22.81 [7] (0:11.12)	0:11.69 [6] (0:11.69)
Average Speed [km/h]	44.8	63.3	61.4	60.9	62.3	64.3	61.3
Top Speed [km/h]	61.9	64.5	63.4	61.7	63.7	65.0	63.5
Avg. Dist. to Rail [m]	2.0	0.7	1.4	2.1	2.8	2.9	2.8
Avg. Stride Freq. [Hz]	2.1	2.3	2.2	2.2	2.3	2.4	2.3
Avg. Stride Length [m]	5.8	7.7	7.7	7.6	7.6	7.4	7.4



- [ ] Ranking at each section and finish
- .-.- No data available at this section
- NA No data available