



Ipswich QLD Professional
Race 5: SPRING RACES 16 NOVEMBER BENCHMARK 60 Handicap - 2210m
 07 November 2024 - 15:22



Track Rating: Good 4, Weather: Fine, Rail Position: +10m Entire

Section		Overall	2000m	1800m	1600m	1400m	1200m	1000m	Last 600m				
Field Times		2:16.81 (0:15.18)	2:01.63 (0:11.33)	1:50.30 (0:11.91)	1:38.39 (0:12.55)	1:25.84 (0:12.58)	1:13.26 (0:12.45)	1:00.81 (0:12.58)	0:36.27				
Rank	TAB Horse/Jockey	Barrier	Top Speed [km/h]	Fastest Section									Distance Travelled [m]
1	8 JUMEIRAH TRIANGLE Jake Bayliss	5	63.9 800m	0:11.53 800m	2:16.81 [1] (0:15.74)	2:01.07 [7] (0:11.58)	1:49.49 [7] (0:12.01)	1:37.48 [7] (0:12.46)	1:25.02 [7] (0:12.50)	1:12.52 [7] (0:12.69)	0:59.83 [7] (0:12.38)	0:35.92	
2	6 DESHORENTE Robbie Dolan	1	64.9 2000m	0:11.46 2000m	2:17.01 [2] (0:15.47)	2:01.54 [5] (0:11.46)	1:50.08 [4] (0:11.99)	1:38.09 [4] (0:12.51)	1:25.58 [5] (0:12.44)	1:13.14 [3] (0:12.56)	1:00.58 [3] (0:12.45)	0:36.45	-3
3	7 TERMITE Amy Graham	7	62.9 2000m	0:11.59 2000m	2:17.09 [3] (0:15.99)	2:01.10 [8] (0:11.59)	1:49.51 [8] (0:12.11)	1:37.40 [8] (0:12.40)	1:25.00 [8] (0:12.48)	1:12.52 [8] (0:12.65)	0:59.87 [8] (0:12.29)	0:35.85	-3
4	2 ACES UP Samantha Collett	4	65.4 2000m	0:11.27 2000m	2:17.56 [4] (0:15.28)	2:02.28 [2] (0:11.27)	1:51.01 [2] (0:11.87)	1:39.14 [1] (0:12.55)	1:26.59 [1] (0:12.58)	1:14.01 [1] (0:12.45)	1:01.56 [1] (0:12.58)	0:37.02	-10
5	3 NEW WORLD TAPESTRY Jackson Morris	8	65.8 2000m	0:11.38 2000m	2:17.89 [5] (0:15.36)	2:02.53 [3] (0:11.38)	1:51.15 [3] (0:12.13)	1:39.02 [3] (0:12.51)	1:26.51 [3] (0:12.58)	1:13.93 [4] (0:12.58)	1:01.35 [4] (0:12.41)	0:36.97	-12
6	1 EL ASTEROID Rikki Jamieson	6	66.1 Overall	0:11.33 2000m	2:18.35 [6] (0:15.18)	2:03.17 [1] (0:11.33)	1:51.84 [1] (0:11.97)	1:39.87 [2] (0:12.61)	1:27.26 [2] (0:12.61)	1:14.65 [2] (0:12.42)	1:02.23 [2] (0:12.61)	0:37.67	-5
7	4 TAVIESLASS Chelsea Baker	2	63.1 Overall	0:11.56 2000m	2:18.80 [7] (0:15.45)	2:03.35 [4] (0:11.56)	1:51.79 [5] (0:11.97)	1:39.82 [5] (0:12.41)	1:27.41 [4] (0:12.73)	1:14.68 [5] (0:12.59)	1:02.09 [5] (0:12.44)	0:37.84	-2
8	5 LISSARO Jason Taylor	3	62.8 2000m	0:11.57 2000m	2:19.35 [8] (0:15.72)	2:03.63 [6] (0:11.57)	1:52.06 [6] (0:11.99)	1:40.07 [6] (0:12.48)	1:27.59 [6] (0:12.44)	1:15.15 [6] (0:12.65)	1:02.50 [6] (0:12.39)	0:38.20	-8

[] Ranking at each section and finish
 -:--:-- No data available at this section
 NA No data available

SCN Saddle cloth number
 DNF Did not finish
 DNT Did not track



Ipswich QLD Professional
Race 5: SPRING RACES 16 NOVEMBER BENCHMARK 60 Handicap - 2210m
 07 November 2024 - 15:22



Track Rating: Good 4, Weather: Fine, Rail Position: +10m Entire

Section					800m	600m	400m	200m	Last 600m			
Field Times					0:48.23 (0:11.96)	0:36.27 (0:11.61)	0:24.66 (0:12.13)	0:12.53 (0:12.53)	0:36.27			
Rank	TAB	Horse/Jockey	Barrier	Top Speed [km/h]	Fastest Section	Margin				Distance Travelled [m]		
1	8	JUMEIRAH TRIANGLE Jake Bayliss	5	63.9 800m	0:11.53 800m	0:47.45 [7] (0:11.53)	0:35.92 [4] (0:11.56)	0:24.36 [3] (0:11.85)	0:12.51 [2] (0:12.51)	2:16.81	0:35.92	
2	6	DESHORENTE Robbie Dolan	1	64.9 2000m	0:11.46 2000m	0:48.13 [3] (0:11.68)	0:36.45 [2] (0:11.61)	0:24.84 [2] (0:12.11)	0:12.73 [1] (0:12.73)	1.15L	0:36.45	-3
3	7	TERMITE Amy Graham	7	62.9 2000m	0:11.59 2000m	0:47.58 [8] (0:11.73)	0:35.85 [8] (0:11.61)	0:24.24 [5] (0:11.95)	0:12.29 [4] (0:12.29)	1.62L	0:35.85	-3
4	2	ACES UP Samantha Collett	4	65.4 2000m	0:11.27 2000m	0:48.98 [1] (0:11.96)	0:37.02 [1] (0:11.61)	0:25.41 [1] (0:12.26)	0:13.15 [3] (0:13.15)	4.36L	0:37.02	-10
5	3	NEW WORLD TAPESTRY Jackson Morris	8	65.8 2000m	0:11.38 2000m	0:48.94 [4] (0:11.97)	0:36.97 [5] (0:11.99)	0:24.98 [6] (0:12.32)	0:12.66 [6] (0:12.66)	6.34L	0:36.97	-12
6	1	EL ASTEROID Rikki Jamieson	6	66.1 Overall	0:11.33 2000m	0:49.62 [2] (0:11.95)	0:37.67 [3] (0:11.98)	0:25.69 [4] (0:12.53)	0:13.16 [5] (0:13.16)	9.01L	0:37.67	-5
7	4	TAVIESLASS Chelsea Baker	2	63.1 Overall	0:11.56 2000m	0:49.65 [5] (0:11.81)	0:37.84 [6] (0:12.01)	0:25.83 [7] (0:12.52)	0:13.31 [7] (0:13.31)	11.69L	0:37.84	-2
8	5	LISSARO Jason Taylor	3	62.8 2000m	0:11.57 2000m	0:50.11 [6] (0:11.91)	0:38.20 [7] (0:12.07)	0:26.13 [8] (0:12.64)	0:13.49 [8] (0:13.49)	14.91L	0:38.20	-8

[] Ranking at each section and finish
 -:-:- No data available at this section
 NA No data available

SCN Saddle cloth number
 DNF Did not finish
 DNT Did not track



Horse/Jockey Name	Jumeirah Triangle
Final Rank	1
Fastest Section Time (Section)	0:11.53 (800m)
Top Speed [km/h] (Section)	63.9 (800m)
Race State	Finished



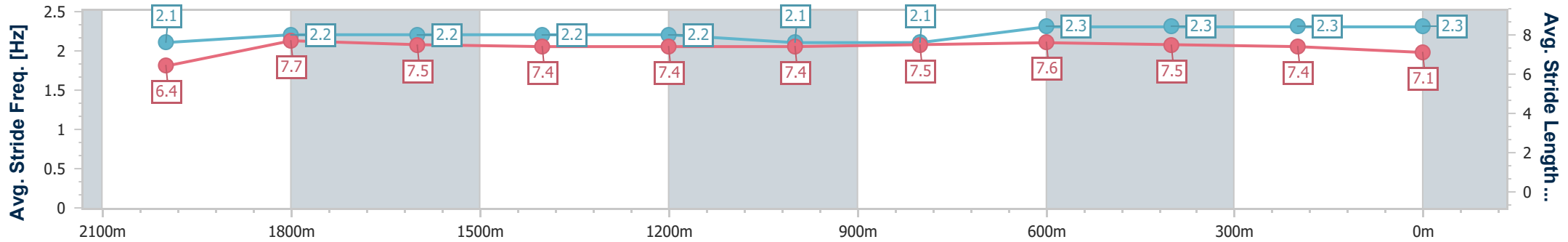
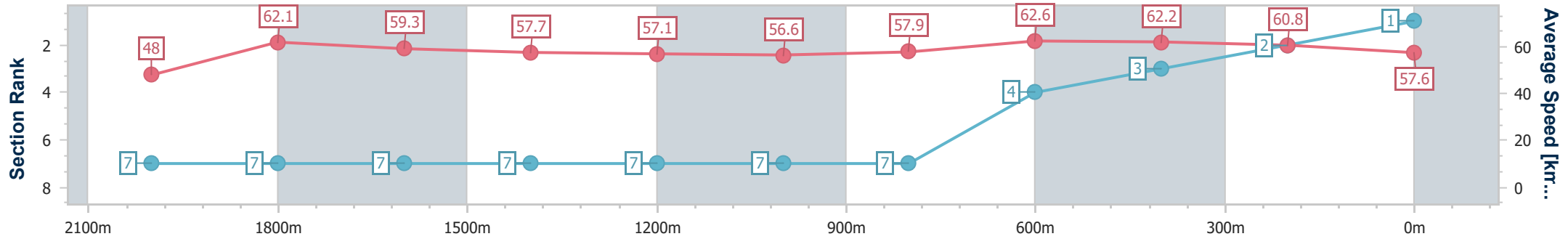
Ipswich QLD Professional
 Race 5: SPRING RACES 16 NOVEMBER BENCHMARK 60
 Handicap - 2210m



07 November 2024 - 15:22

Track Rating: Good 4, Weather: Fine, Rail Position: +10m Entire

Section	Overall	2000m	1800m	1600m	1400m	1200m	1000m	800m	600m	400m	200m
Section Times	2:16.81 [1] (0:15.74)	2:01.07 [7] (0:11.58)	1:49.49 [7] (0:12.01)	1:37.48 [7] (0:12.46)	1:25.02 [7] (0:12.50)	1:12.52 [7] (0:12.69)	0:59.83 [7] (0:12.38)	0:47.45 [7] (0:11.53)	0:35.92 [4] (0:11.56)	0:24.36 [3] (0:11.85)	0:12.51 [2] (0:12.51)
Average Speed [km/h]	48.0	62.1	59.3	57.7	57.1	56.6	57.9	62.6	62.2	60.8	57.6
Top Speed [km/h]	62.9	63.9	60.7	58.4	58.3	58.0	59.0	63.9	63.9	61.9	60.4
Avg. Dist. to Rail [m]	2.4	1.4	1.6	1.7	1.6	0.8	0.4	0.2	0.4	0.6	0.9
Avg. Stride Freq. [Hz]	2.1	2.2	2.2	2.2	2.2	2.1	2.1	2.3	2.3	2.3	2.3
Avg. Stride Length [m]	6.4	7.7	7.5	7.4	7.4	7.4	7.5	7.6	7.5	7.4	7.1



- [] Ranking at each section and finish
- .-.- No data available at this section
- NA No data available



Horse/Jockey Name	Deshorente
Final Rank	2
Fastest Section Time (Section)	0:11.46 (2000m)
Top Speed [km/h] (Section)	64.9 (2000m)
Race State	Finished



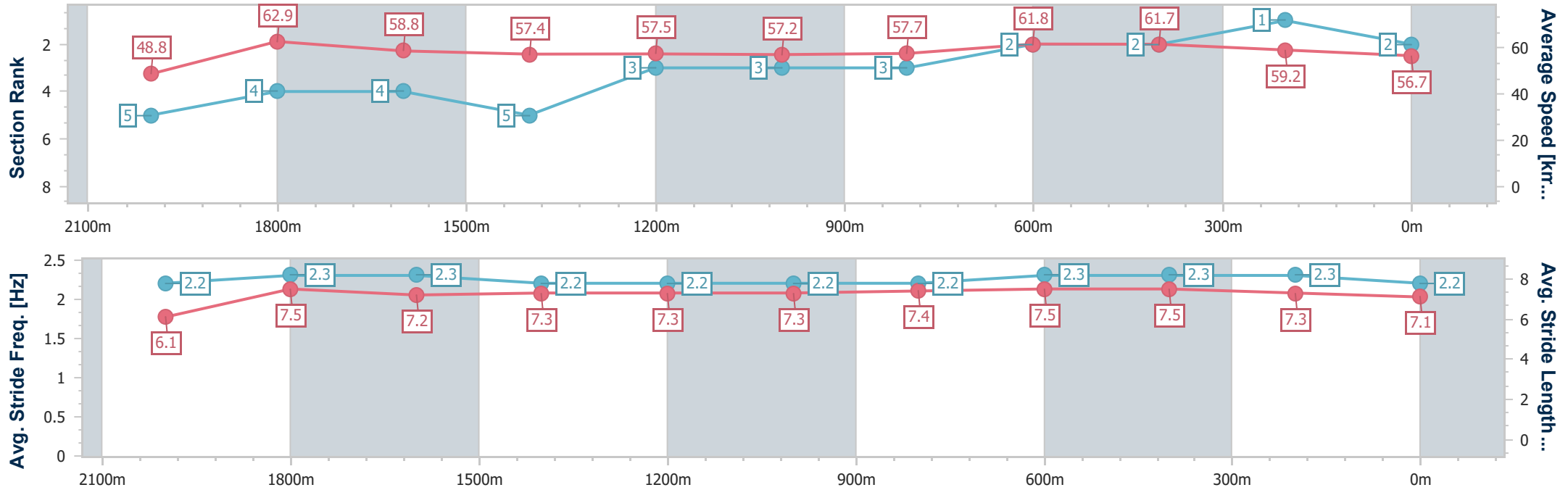
Ipswich QLD Professional
Race 5: SPRING RACES 16 NOVEMBER BENCHMARK 60
Handicap - 2210m



07 November 2024 - 15:22

Track Rating: Good 4, Weather: Fine, Rail Position: +10m Entire

Section	Overall	2000m	1800m	1600m	1400m	1200m	1000m	800m	600m	400m	200m
Section Times	2:17.01 [2] (0:15.47)	2:01.54 [5] (0:11.46)	1:50.08 [4] (0:11.99)	1:38.09 [4] (0:12.51)	1:25.58 [5] (0:12.44)	1:13.14 [3] (0:12.56)	1:00.58 [3] (0:12.45)	0:48.13 [3] (0:11.68)	0:36.45 [2] (0:11.61)	0:24.84 [2] (0:12.11)	0:12.73 [1] (0:12.73)
Average Speed [km/h]	48.8	62.9	58.8	57.4	57.5	57.2	57.7	61.8	61.7	59.2	56.7
Top Speed [km/h]	63.2	64.9	60.6	58.4	58.4	57.9	58.7	63.1	62.6	61.0	59.4
Avg. Dist. to Rail [m]	2.1	3.0	2.1	2.1	1.4	0.7	0.5	0.4	0.9	1.0	2.3
Avg. Stride Freq. [Hz]	2.2	2.3	2.3	2.2	2.2	2.2	2.2	2.3	2.3	2.3	2.2
Avg. Stride Length [m]	6.1	7.5	7.2	7.3	7.3	7.3	7.4	7.5	7.5	7.3	7.1



- [] Ranking at each section and finish
- .-.- No data available at this section
- NA No data available



Horse/Jockey Name	Termite
Final Rank	3
Fastest Section Time (Section)	0:11.59 (2000m)
Top Speed [km/h] (Section)	62.9 (2000m)
Race State	Finished



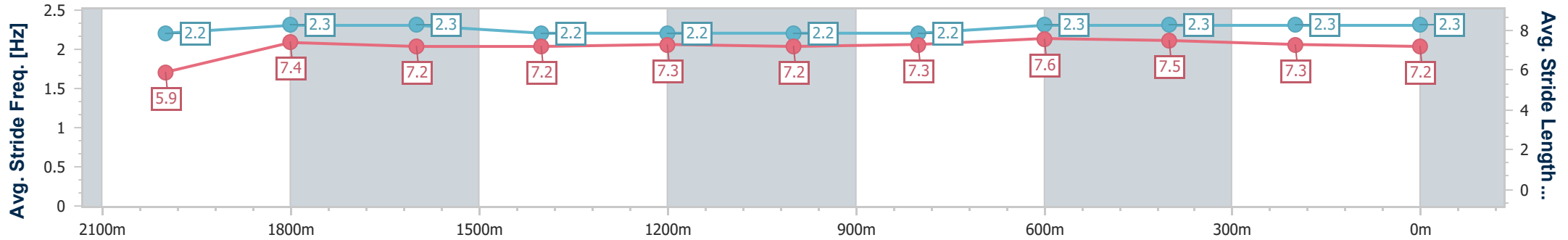
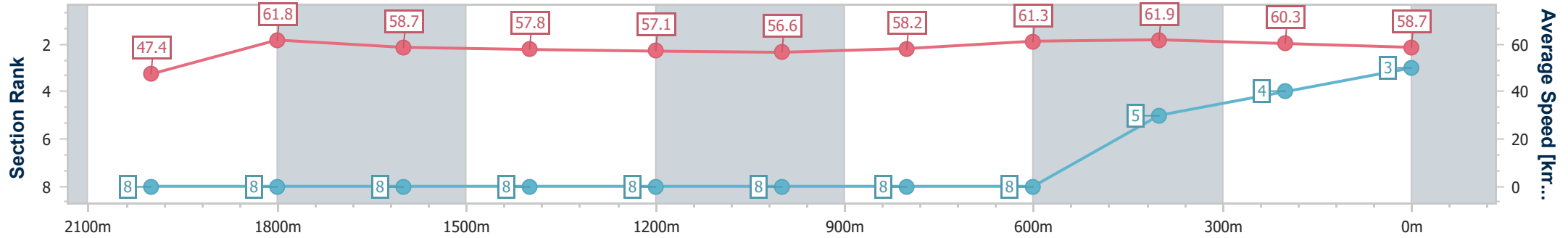
Ipswich QLD Professional
Race 5: SPRING RACES 16 NOVEMBER BENCHMARK 60
Handicap - 2210m



07 November 2024 - 15:22

Track Rating: Good 4, Weather: Fine, Rail Position: +10m Entire

Section	Overall	2000m	1800m	1600m	1400m	1200m	1000m	800m	600m	400m	200m
Section Times	2:17.09 [3] (0:15.99)	2:01.10 [8] (0:11.59)	1:49.51 [8] (0:12.11)	1:37.40 [8] (0:12.40)	1:25.00 [8] (0:12.48)	1:12.52 [8] (0:12.65)	0:59.87 [8] (0:12.29)	0:47.58 [8] (0:11.73)	0:35.85 [8] (0:11.61)	0:24.24 [5] (0:11.95)	0:12.29 [4] (0:12.29)
Average Speed [km/h]	47.4	61.8	58.7	57.8	57.1	56.6	58.2	61.3	61.9	60.3	58.7
Top Speed [km/h]	61.6	62.9	60.0	59.3	58.7	58.6	59.2	62.5	62.8	61.7	60.2
Avg. Dist. to Rail [m]	3.7	1.3	2.2	2.6	2.4	1.6	1.4	0.7	0.4	1.2	1.5
Avg. Stride Freq. [Hz]	2.2	2.3	2.3	2.2	2.2	2.2	2.2	2.3	2.3	2.3	2.3
Avg. Stride Length [m]	5.9	7.4	7.2	7.2	7.3	7.2	7.3	7.6	7.5	7.3	7.2



- [] Ranking at each section and finish
- .-.- No data available at this section
- NA No data available



Horse/Jockey Name	Aces Up
Final Rank	4
Fastest Section Time (Section)	0:11.27 (2000m)
Top Speed [km/h] (Section)	65.4 (2000m)
Race State	Finished



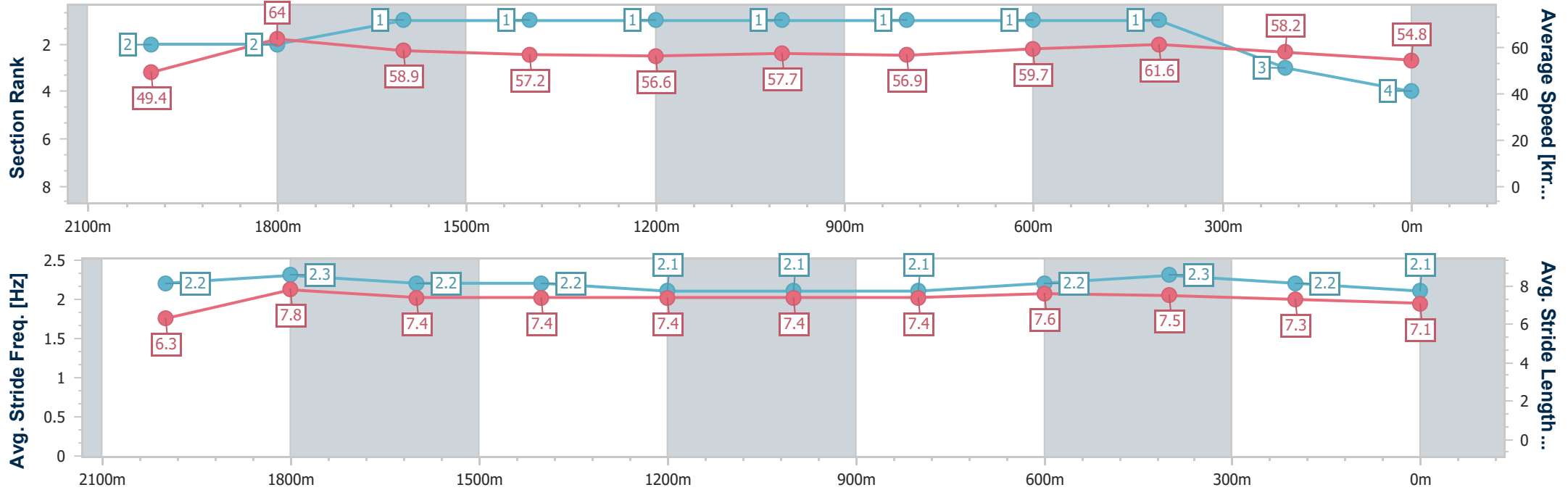
Ipswich QLD Professional
Race 5: SPRING RACES 16 NOVEMBER BENCHMARK 60
Handicap - 2210m



07 November 2024 - 15:22

Track Rating: Good 4, Weather: Fine, Rail Position: +10m Entire

Section	Overall	2000m	1800m	1600m	1400m	1200m	1000m	800m	600m	400m	200m
Section Times	2:17.56 [4] (0:15.28)	2:02.28 [2] (0:11.27)	1:51.01 [2] (0:11.87)	1:39.14 [1] (0:12.55)	1:26.59 [1] (0:12.58)	1:14.01 [1] (0:12.45)	1:01.56 [1] (0:12.58)	0:48.98 [1] (0:11.96)	0:37.02 [1] (0:11.61)	0:25.41 [1] (0:12.26)	0:13.15 [3] (0:13.15)
Average Speed [km/h]	49.4	64.0	58.9	57.2	56.6	57.7	56.9	59.7	61.6	58.2	54.8
Top Speed [km/h]	65.3	65.4	61.6	58.1	57.6	57.9	58.1	61.8	62.1	60.1	57.0
Avg. Dist. to Rail [m]	1.8	2.1	3.5	3.3	2.4	1.6	1.3	1.8	2.3	2.6	2.3
Avg. Stride Freq. [Hz]	2.2	2.3	2.2	2.2	2.1	2.1	2.1	2.2	2.3	2.2	2.1
Avg. Stride Length [m]	6.3	7.8	7.4	7.4	7.4	7.4	7.4	7.6	7.5	7.3	7.1



- [] Ranking at each section and finish
- .-.- No data available at this section
- NA No data available



Horse/Jockey Name	New World Tapestry
Final Rank	5
Fastest Section Time (Section)	0:11.38 (2000m)
Top Speed [km/h] (Section)	65.8 (2000m)
Race State	Finished



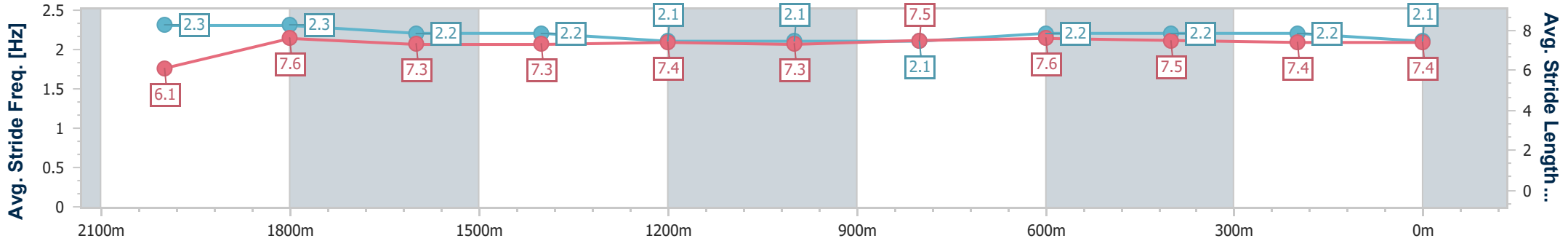
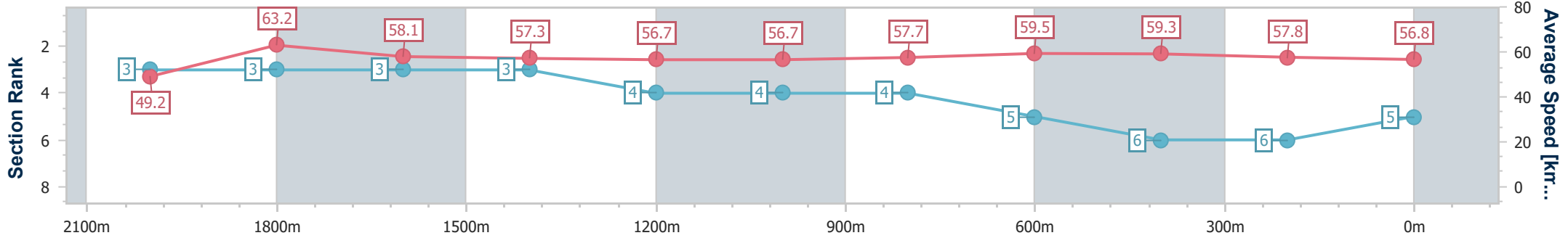
Ipswich QLD Professional
 Race 5: SPRING RACES 16 NOVEMBER BENCHMARK 60
 Handicap - 2210m



07 November 2024 - 15:22

Track Rating: Good 4, Weather: Fine, Rail Position: +10m Entire

Section	Overall	2000m	1800m	1600m	1400m	1200m	1000m	800m	600m	400m	200m
Section Times	2:17.89 [5] (0:15.36)	2:02.53 [3] (0:11.38)	1:51.15 [3] (0:12.13)	1:39.02 [3] (0:12.51)	1:26.51 [3] (0:12.58)	1:13.93 [4] (0:12.58)	1:01.35 [4] (0:12.41)	0:48.94 [4] (0:11.97)	0:36.97 [5] (0:11.99)	0:24.98 [6] (0:12.32)	0:12.66 [6] (0:12.66)
Average Speed [km/h]	49.2	63.2	58.1	57.3	56.7	56.7	57.7	59.5	59.3	57.8	56.8
Top Speed [km/h]	63.2	65.8	61.5	58.4	57.4	58.1	58.1	60.5	60.9	58.5	58.3
Avg. Dist. to Rail [m]	5.5	1.3	2.9	2.9	2.7	2.0	2.0	2.6	3.1	2.0	1.2
Avg. Stride Freq. [Hz]	2.3	2.3	2.2	2.2	2.1	2.1	2.1	2.2	2.2	2.2	2.1
Avg. Stride Length [m]	6.1	7.6	7.3	7.3	7.4	7.3	7.5	7.6	7.5	7.4	7.4



- [] Ranking at each section and finish
- .-.- No data available at this section
- NA No data available



Horse/Jockey Name	El Asteroid
Final Rank	6
Fastest Section Time (Section)	0:11.33 (2000m)
Top Speed [km/h] (Section)	66.1 (Overall)
Race State	Finished



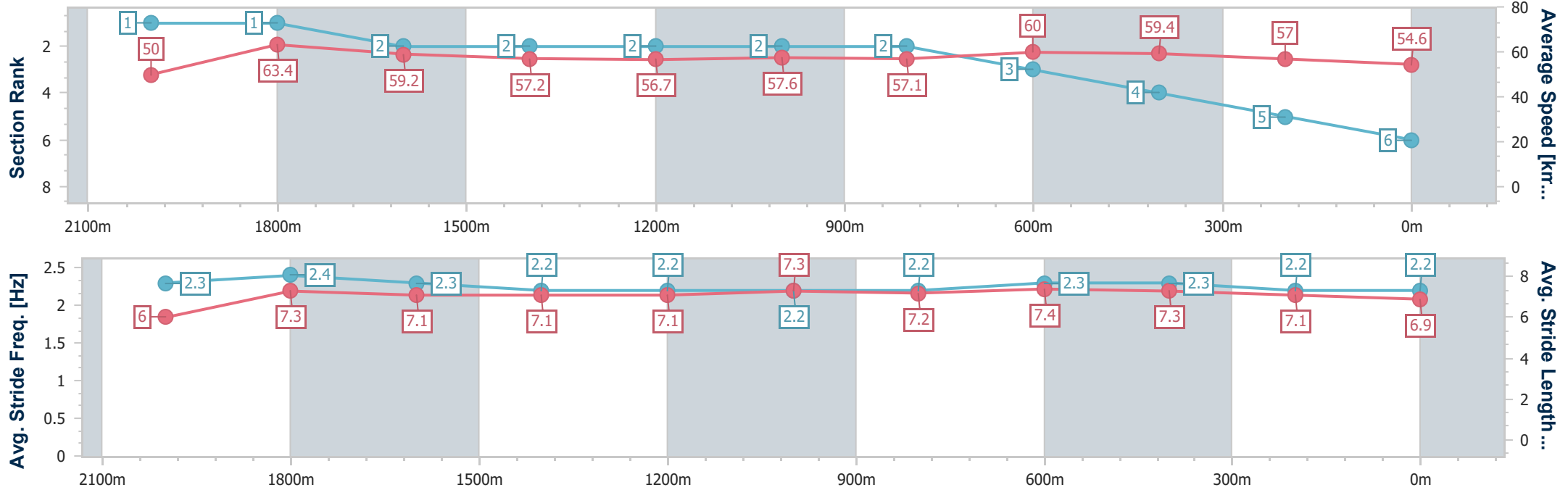
Ipswich QLD Professional
 Race 5: SPRING RACES 16 NOVEMBER BENCHMARK 60
 Handicap - 2210m



07 November 2024 - 15:22

Track Rating: Good 4, Weather: Fine, Rail Position: +10m Entire

Section	Overall	2000m	1800m	1600m	1400m	1200m	1000m	800m	600m	400m	200m
Section Times	2:18.35 [6] (0:15.18)	2:03.17 [1] (0:11.33)	1:51.84 [1] (0:11.97)	1:39.87 [2] (0:12.61)	1:27.26 [2] (0:12.61)	1:14.65 [2] (0:12.42)	1:02.23 [2] (0:12.61)	0:49.62 [2] (0:11.95)	0:37.67 [3] (0:11.98)	0:25.69 [4] (0:12.53)	0:13.16 [5] (0:13.16)
Average Speed [km/h]	50.0	63.4	59.2	57.2	56.7	57.6	57.1	60.0	59.4	57.0	54.6
Top Speed [km/h]	66.1	64.5	61.7	58.7	57.5	58.4	57.4	61.3	60.9	57.7	56.7
Avg. Dist. to Rail [m]	4.3	1.2	1.7	1.5	1.4	0.7	0.4	0.9	1.8	2.5	2.6
Avg. Stride Freq. [Hz]	2.3	2.4	2.3	2.2	2.2	2.2	2.2	2.3	2.3	2.2	2.2
Avg. Stride Length [m]	6.0	7.3	7.1	7.1	7.1	7.3	7.2	7.4	7.3	7.1	6.9



- [] Ranking at each section and finish
- .-.- No data available at this section
- NA No data available



Horse/Jockey Name	Tavieslass
Final Rank	7
Fastest Section Time (Section)	0:11.56 (2000m)
Top Speed [km/h] (Section)	63.1 (Overall)
Race State	Finished



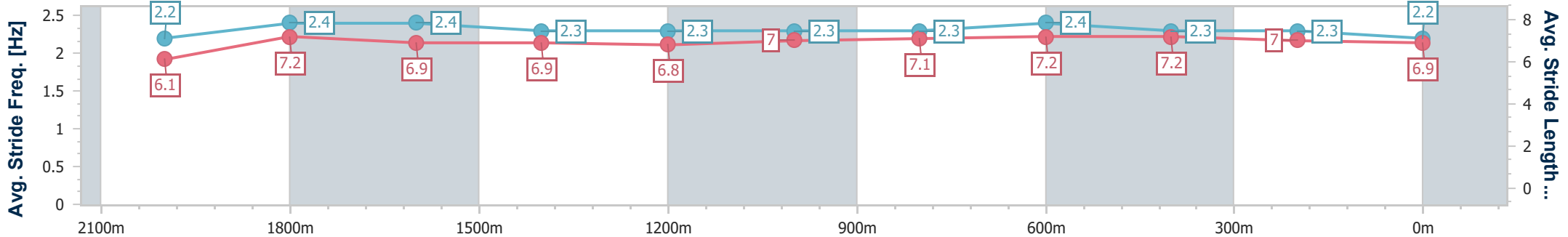
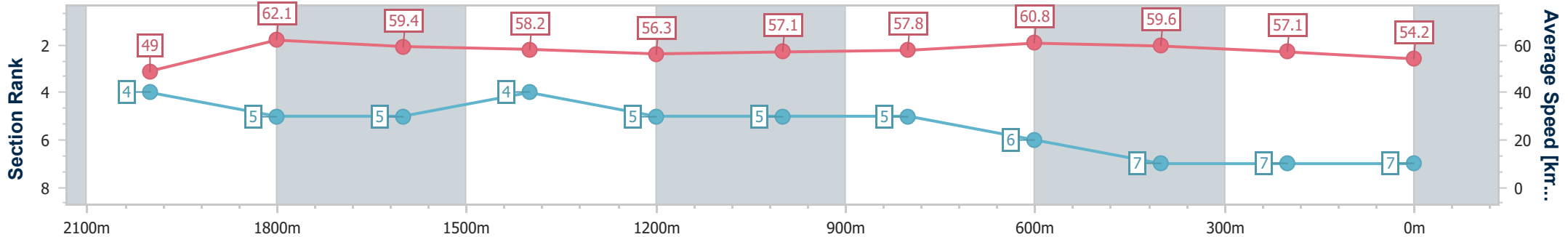
Ipswich QLD Professional
Race 5: SPRING RACES 16 NOVEMBER BENCHMARK 60
Handicap - 2210m



07 November 2024 - 15:22

Track Rating: Good 4, Weather: Fine, Rail Position: +10m Entire

Section	Overall	2000m	1800m	1600m	1400m	1200m	1000m	800m	600m	400m	200m
Section Times	2:18.80 [7] (0:15.45)	2:03.35 [4] (0:11.56)	1:51.79 [5] (0:11.97)	1:39.82 [5] (0:12.41)	1:27.41 [4] (0:12.73)	1:14.68 [5] (0:12.59)	1:02.09 [5] (0:12.44)	0:49.65 [5] (0:11.81)	0:37.84 [6] (0:12.01)	0:25.83 [7] (0:12.52)	0:13.31 [7] (0:13.31)
Average Speed [km/h]	49.0	62.1	59.4	58.2	56.3	57.1	57.8	60.8	59.6	57.1	54.2
Top Speed [km/h]	63.1	63.1	61.3	59.8	56.9	58.0	58.4	61.9	60.8	59.0	54.7
Avg. Dist. to Rail [m]	0.7	1.7	1.3	1.1	0.7	0.5	0.4	0.7	1.2	1.1	0.8
Avg. Stride Freq. [Hz]	2.2	2.4	2.4	2.3	2.3	2.3	2.3	2.4	2.3	2.3	2.2
Avg. Stride Length [m]	6.1	7.2	6.9	6.9	6.8	7.0	7.1	7.2	7.2	7.0	6.9



- [] Ranking at each section and finish
- .-.- No data available at this section
- NA No data available



Horse/Jockey Name	Lissaro
Final Rank	8
Fastest Section Time (Section)	0:11.57 (2000m)
Top Speed [km/h] (Section)	62.8 (2000m)
Race State	Finished



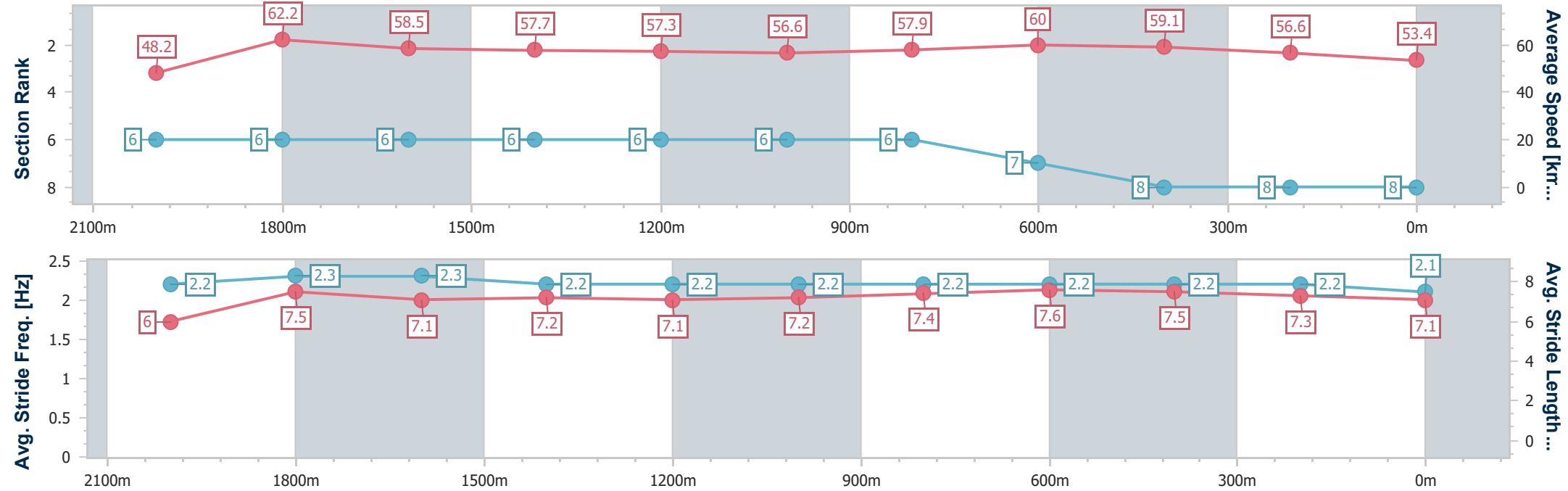
Ipswich QLD Professional
Race 5: SPRING RACES 16 NOVEMBER BENCHMARK 60
Handicap - 2210m



07 November 2024 - 15:22

Track Rating: Good 4, Weather: Fine, Rail Position: +10m Entire

Section	Overall	2000m	1800m	1600m	1400m	1200m	1000m	800m	600m	400m	200m
Section Times	2:19.35 [8] (0:15.72)	2:03.63 [6] (0:11.57)	1:52.06 [6] (0:11.99)	1:40.07 [6] (0:12.48)	1:27.59 [6] (0:12.44)	1:15.15 [6] (0:12.65)	1:02.50 [6] (0:12.39)	0:50.11 [6] (0:11.91)	0:38.20 [7] (0:12.07)	0:26.13 [8] (0:12.64)	0:13.49 [8] (0:13.49)
Average Speed [km/h]	48.2	62.2	58.5	57.7	57.3	56.6	57.9	60.0	59.1	56.6	53.4
Top Speed [km/h]	62.1	62.8	59.6	58.7	58.9	58.0	58.7	61.3	60.9	58.5	55.4
Avg. Dist. to Rail [m]	1.5	3.0	2.8	2.4	2.5	1.6	1.5	1.6	2.0	1.6	1.9
Avg. Stride Freq. [Hz]	2.2	2.3	2.3	2.2	2.2	2.2	2.2	2.2	2.2	2.2	2.1
Avg. Stride Length [m]	6.0	7.5	7.1	7.2	7.1	7.2	7.4	7.6	7.5	7.3	7.1



- [] Ranking at each section and finish
- .-.- No data available at this section
- NA No data available