

Track Rating: Good 4, Weather: Fine, Rail Position: +10m Entire

Section		Overall	1600m	1400m	1200m	1000m	800m	600m	Last 600m					
Field Times		1:44.62 (0:09.42)	1:35.20 (0:11.29)	1:23.91 (0:11.49)	1:12.42 (0:12.33)	1:00.09 (0:12.53)	0:47.56 (0:12.15)	0:35.41 (0:11.63)	0:35.41					
Rank	TAB	Horse/Jockey	Barrier	Top Speed [km/h]	Fastest Section								Distance Travelled [m]	
1	2	METCALFE Jag Guthmann-Chester	2	66.0 1600m	0:09.66 Overall	1:44.62 [1] (0:09.66)	1:34.96 [4] (0:11.23)	1:23.73 [4] (0:11.64)	1:12.09 [4] (0:12.39)	0:59.70 [4] (0:12.53)	0:47.17 [4] (0:12.08)	0:35.09 [3] (0:11.60)	0:35.09	
2	5	PRINCE LEVI Taylor Marshall	7	64.4 1600m	0:09.93 Overall	1:44.70 [2] (0:09.93)	1:34.77 [7] (0:11.48)	1:23.29 [7] (0:11.54)	1:11.75 [7] (0:12.53)	0:59.22 [7] (0:12.41)	0:46.81 [7] (0:12.20)	0:34.61 [7] (0:11.48)	0:34.61	-3
3	4	POSTMAN'S GAP Robbie Dolan	5	65.1 1600m	0:09.51 Overall	1:44.74 [3] (0:09.51)	1:35.23 [3] (0:11.20)	1:24.03 [1] (0:11.49)	1:12.54 [1] (0:12.33)	1:00.21 [1] (0:12.53)	0:47.68 [1] (0:12.15)	0:35.53 [1] (0:11.67)	0:35.53	-7
4	1	KING'S WARRIOR Anthony Allen	6	64.6 1600m	0:09.46 Overall	1:45.01 [4] (0:09.46)	1:35.55 [2] (0:11.27)	1:24.28 [2] (0:11.63)	1:12.65 [2] (0:12.32)	1:00.33 [2] (0:12.51)	0:47.82 [2] (0:12.13)	0:35.69 [2] (0:11.52)	0:35.69	-2
5	6	TOP ROOSTER Leeanne McCoy	1	64.0 1600m	0:09.42 Overall	1:45.98 [5] (0:09.42)	1:36.56 [1] (0:11.43)	1:25.13 [3] (0:11.55)	1:13.58 [3] (0:12.45)	1:01.13 [3] (0:12.57)	0:48.56 [3] (0:12.17)	0:36.39 [4] (0:11.84)	0:36.39	-5
6	7	DARK RED Les Tilley	3	64.7 1600m	0:09.80 Overall	1:46.07 [6] (0:09.80)	1:36.27 [5] (0:11.34)	1:24.93 [5] (0:11.58)	1:13.35 [5] (0:12.45)	1:00.90 [5] (0:12.50)	0:48.40 [5] (0:12.25)	0:36.15 [5] (0:11.78)	0:36.15	-4
7	3	MOR KOMPASHYN Rikki Jamieson	4	64.6 1600m	0:09.84 Overall	1:47.05 [7] (0:09.84)	1:37.21 [6] (0:11.37)	1:25.84 [6] (0:11.55)	1:14.29 [6] (0:12.46)	1:01.83 [6] (0:12.51)	0:49.32 [6] (0:12.30)	0:37.02 [6] (0:11.86)	0:37.02	-1



Ipswich QLD Professional

Race 1: GREAT NORTHERN QTIS Three-Year-Old Maiden Plate - 1710m

07 November 2024 - 12:42



Track Rating: Good 4, Weather: Fine, Rail Position: +10m Entire

Section				400m	200m			Last 600m			
Field Times				0:23.78 (0:11.77)	0:12.01 (0:12.01)			0:35.41			
Rank	TAB	Horse/Jockey	Barrier	Top Speed [km/h]	Fastest Section	Margin				Distance Travelled [m]	
1	2	METCALFE Jag Guthmann-Chester	2	66.0 1600m	0:09.66 Overall	0:23.49 [3] (0:11.67)	0:11.82 [3] (0:11.82)	1:44.62		0:35.09	
2	5	PRINCE LEVI Taylor Marshall	7	64.4 1600m	0:09.93 Overall	0:23.13 [5] (0:11.67)	0:11.46 [4] (0:11.46)	0.47L		0:34.61	-3
3	4	POSTMAN'S GAP Robbie Dolan	5	65.1 1600m	0:09.51 Overall	0:23.86 [2] (0:11.73)	0:12.13 [1] (0:12.13)	0.68L		0:35.53	-7
4	1	KING'S WARRIOR Anthony Allen	6	64.6 1600m	0:09.46 Overall	0:24.17 [1] (0:11.88)	0:12.29 [2] (0:12.29)	2.28L		0:35.69	-2
5	6	TOP ROOSTER Leeanne McCoy	1	64.0 1600m	0:09.42 Overall	0:24.55 [4] (0:12.23)	0:12.32 [5] (0:12.32)	7.98L		0:36.39	-5
6	7	DARK RED Les Tilley	3	64.7 1600m	0:09.80 Overall	0:24.37 [6] (0:12.12)	0:12.25 [6] (0:12.25)	8.51L		0:36.15	-4
7	3	MOR KOMPASHYN Rikki Jamieson	4	64.6 1600m	0:09.84 Overall	0:25.16 [7] (0:12.33)	0:12.83 [7] (0:12.83)	14.31L		0:37.02	-1

[] Ranking at each section and finish
 -:-:- No data available at this section
 NA No data available

SCN Saddle cloth number
 DNF Did not finish
 DNT Did not track



Horse/Jockey Name	Metcalfe
Final Rank	1
Fastest Section Time (Section)	0:09.66 (Overall)
Top Speed [km/h] (Section)	66.0 (1600m)
Race State	Finished



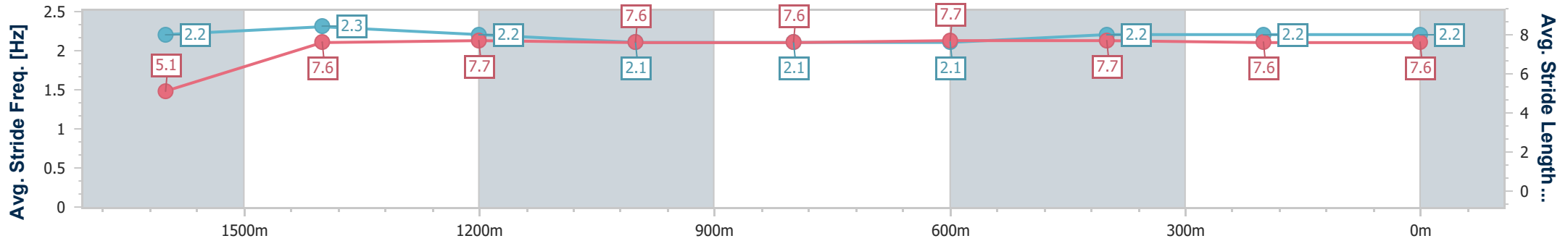
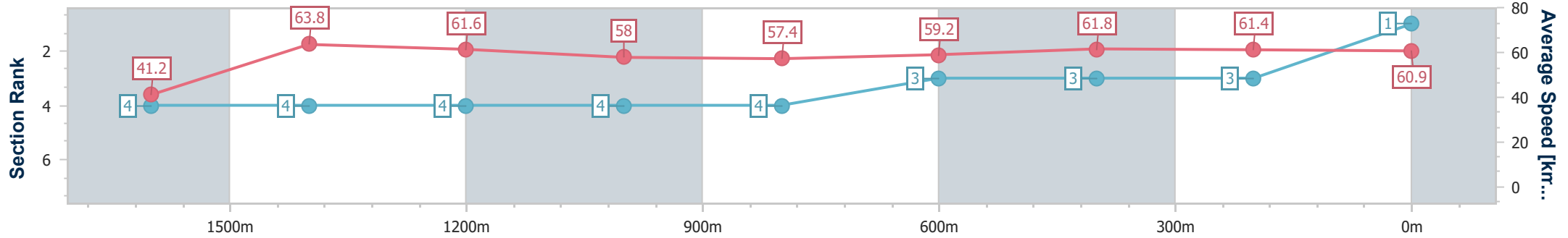
Ipswich QLD Professional
Race 1: GREAT NORTHERN QTIS Three-Year-Old Maiden Plate - 1710m



07 November 2024 - 12:42

Track Rating: Good 4, Weather: Fine, Rail Position: +10m Entire

Section	Overall	1600m	1400m	1200m	1000m	800m	600m	400m	200m			
Section Times	1:44.62 [1] (0:09.66)	1:34.96 [4] (0:11.23)	1:23.73 [4] (0:11.64)	1:12.09 [4] (0:12.39)	0:59.70 [4] (0:12.53)	0:47.17 [4] (0:12.08)	0:35.09 [3] (0:11.60)	0:23.49 [3] (0:11.67)	0:11.82 [3] (0:11.82)			
Average Speed [km/h]	41.2	63.8	61.6	58.0	57.4	59.2	61.8	61.4	60.9			
Top Speed [km/h]	62.3	66.0	64.5	59.5	57.7	61.4	62.8	63.1	63.1			
Avg. Dist. to Rail [m]	2.1	1.6	1.4	0.6	0.5	1.0	1.1	1.1	0.9			
Avg. Stride Freq. [Hz]	2.2	2.3	2.2	2.1	2.1	2.1	2.2	2.2	2.2			
Avg. Stride Length [m]	5.1	7.6	7.7	7.6	7.6	7.7	7.7	7.6	7.6			



- [] Ranking at each section and finish
- .-.- No data available at this section
- NA No data available



Horse/Jockey Name	Prince Levi
Final Rank	2
Fastest Section Time (Section)	0:09.93 (Overall)
Top Speed [km/h] (Section)	64.4 (1600m)
Race State	Finished



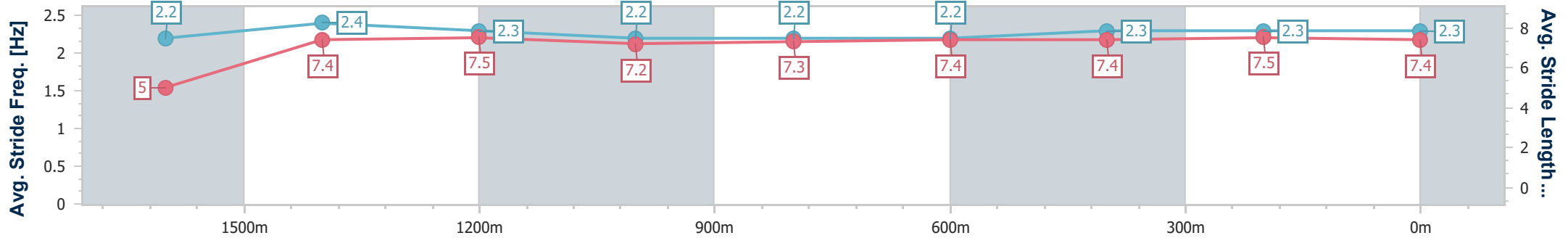
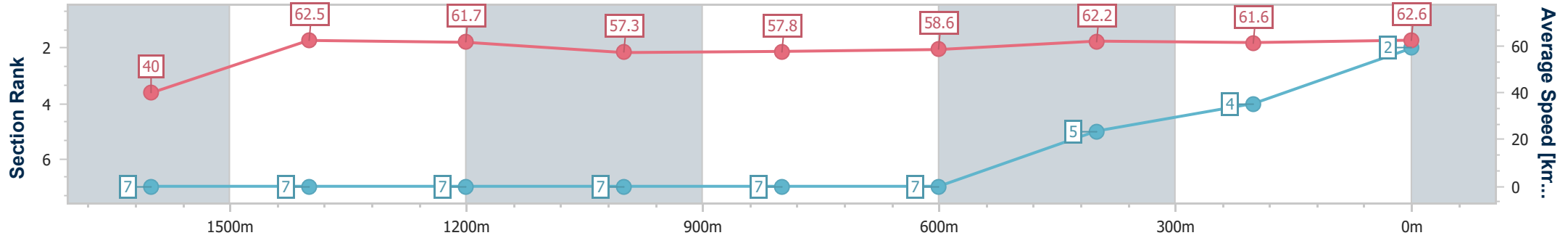
Ipswich QLD Professional
Race 1: GREAT NORTHERN QTIS Three-Year-Old Maiden Plate - 1710m



07 November 2024 - 12:42

Track Rating: Good 4, Weather: Fine, Rail Position: +10m Entire

Section	Overall	1600m	1400m	1200m	1000m	800m	600m	400m	200m
Section Times	1:44.70 [2] (0:09.93)	1:34.77 [7] (0:11.48)	1:23.29 [7] (0:11.54)	1:11.75 [7] (0:12.53)	0:59.22 [7] (0:12.41)	0:46.81 [7] (0:12.20)	0:34.61 [7] (0:11.48)	0:23.13 [5] (0:11.67)	0:11.46 [4] (0:11.46)
Average Speed [km/h]	40.0	62.5	61.7	57.3	57.8	58.6	62.2	61.6	62.6
Top Speed [km/h]	57.4	64.4	63.6	60.0	58.5	61.4	63.4	62.9	63.0
Avg. Dist. to Rail [m]	5.4	2.3	2.6	1.5	1.4	2.0	1.5	0.8	1.9
Avg. Stride Freq. [Hz]	2.2	2.4	2.3	2.2	2.2	2.2	2.3	2.3	2.3
Avg. Stride Length [m]	5.0	7.4	7.5	7.2	7.3	7.4	7.4	7.5	7.4



- [] Ranking at each section and finish
- .-.- No data available at this section
- NA No data available



Horse/Jockey Name	Postman's Gap
Final Rank	3
Fastest Section Time (Section)	0:09.51 (Overall)
Top Speed [km/h] (Section)	65.1 (1600m)
Race State	Finished



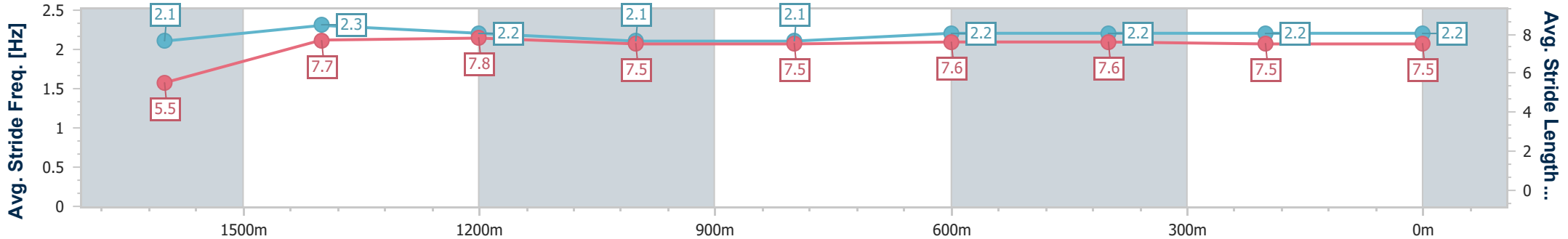
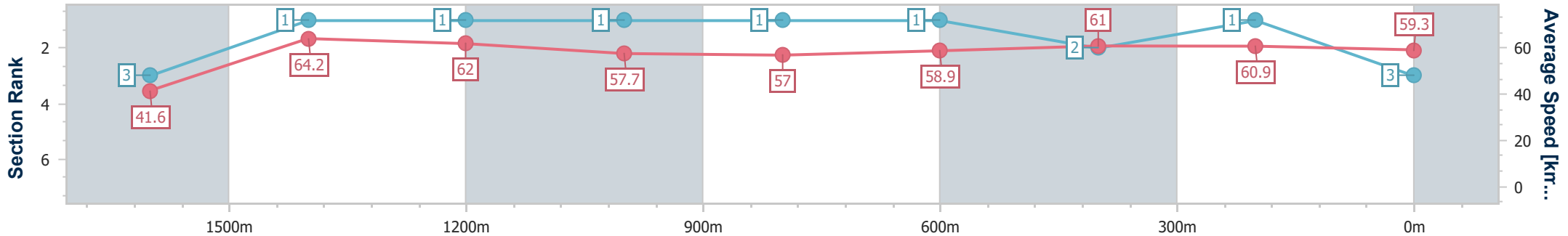
Ipswich QLD Professional
 Race 1: GREAT NORTHERN QTIS Three-Year-Old Maiden Plate
 - 1710m



07 November 2024 - 12:42

Track Rating: Good 4, Weather: Fine, Rail Position: +10m Entire

Section	Overall	1600m	1400m	1200m	1000m	800m	600m	400m	200m
Section Times	1:44.74 [3] (0:09.51)	1:35.23 [3] (0:11.20)	1:24.03 [1] (0:11.49)	1:12.54 [1] (0:12.33)	1:00.21 [1] (0:12.53)	0:47.68 [1] (0:12.15)	0:35.53 [1] (0:11.67)	0:23.86 [2] (0:11.73)	0:12.13 [1] (0:12.13)
Average Speed [km/h]	41.6	64.2	62.0	57.7	57.0	58.9	61.0	60.9	59.3
Top Speed [km/h]	61.0	65.1	64.2	59.6	57.5	60.8	61.8	61.6	60.1
Avg. Dist. to Rail [m]	2.9	1.9	3.2	2.3	1.9	2.3	2.4	2.3	2.4
Avg. Stride Freq. [Hz]	2.1	2.3	2.2	2.1	2.1	2.2	2.2	2.2	2.2
Avg. Stride Length [m]	5.5	7.7	7.8	7.5	7.5	7.6	7.6	7.5	7.5



- [] Ranking at each section and finish
- .-.- No data available at this section
- NA No data available



Horse/Jockey Name	King's Warrior
Final Rank	4
Fastest Section Time (Section)	0:09.46 (Overall)
Top Speed [km/h] (Section)	64.6 (1600m)
Race State	Finished



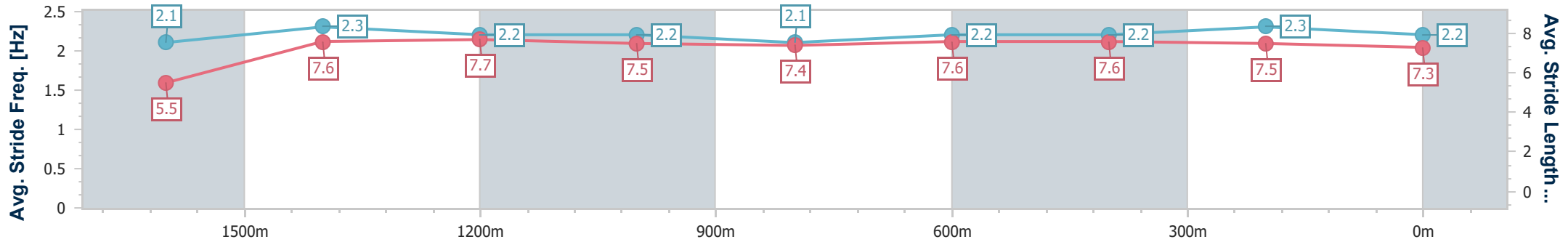
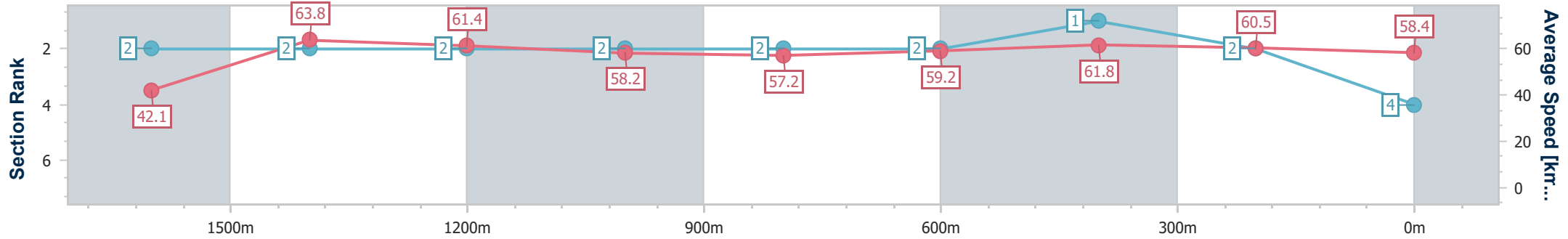
Ipswich QLD Professional
Race 1: GREAT NORTHERN QTIS Three-Year-Old Maiden Plate - 1710m



07 November 2024 - 12:42

Track Rating: Good 4, Weather: Fine, Rail Position: +10m Entire

Section	Overall	1600m	1400m	1200m	1000m	800m	600m	400m	200m
Section Times	1:45.01 [4] (0:09.46)	1:35.55 [2] (0:11.27)	1:24.28 [2] (0:11.63)	1:12.65 [2] (0:12.32)	1:00.33 [2] (0:12.51)	0:47.82 [2] (0:12.13)	0:35.69 [2] (0:11.52)	0:24.17 [1] (0:11.88)	0:12.29 [2] (0:12.29)
Average Speed [km/h]	42.1	63.8	61.4	58.2	57.2	59.2	61.8	60.5	58.4
Top Speed [km/h]	60.9	64.6	64.0	59.6	57.7	60.7	62.5	61.4	59.9
Avg. Dist. to Rail [m]	4.8	0.9	1.6	1.5	1.4	1.8	1.6	0.9	0.9
Avg. Stride Freq. [Hz]	2.1	2.3	2.2	2.2	2.1	2.2	2.2	2.3	2.2
Avg. Stride Length [m]	5.5	7.6	7.7	7.5	7.4	7.6	7.6	7.5	7.3



- [] Ranking at each section and finish
- .-.- No data available at this section
- NA No data available



Horse/Jockey Name	Top Rooster
Final Rank	5
Fastest Section Time (Section)	0:09.42 (Overall)
Top Speed [km/h] (Section)	64.0 (1600m)
Race State	Finished



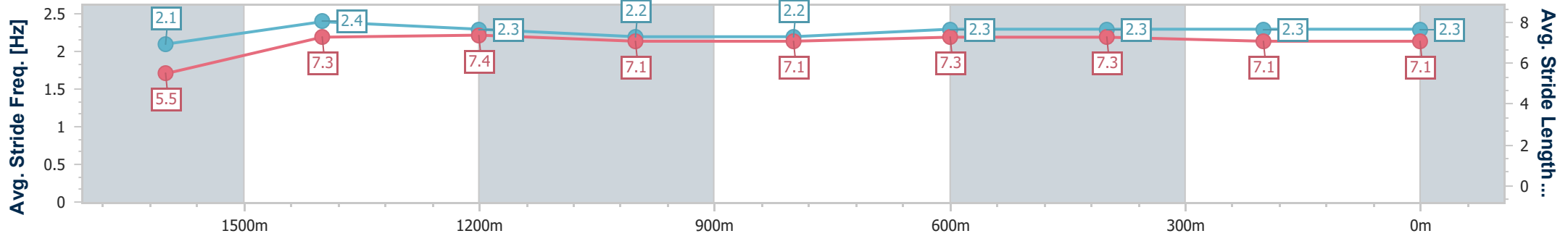
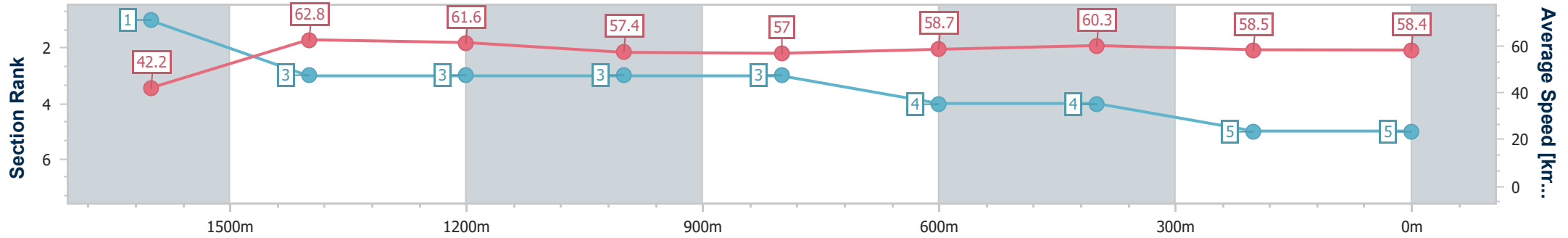
Ipswich QLD Professional
Race 1: GREAT NORTHERN QTIS Three-Year-Old Maiden Plate - 1710m



07 November 2024 - 12:42

Track Rating: Good 4, Weather: Fine, Rail Position: +10m Entire

Section	Overall	1600m	1400m	1200m	1000m	800m	600m	400m	200m
Section Times	1:45.98 [5] (0:09.42)	1:36.56 [1] (0:11.43)	1:25.13 [3] (0:11.55)	1:13.58 [3] (0:12.45)	1:01.13 [3] (0:12.57)	0:48.56 [3] (0:12.17)	0:36.39 [4] (0:11.84)	0:24.55 [4] (0:12.23)	0:12.32 [5] (0:12.32)
Average Speed [km/h]	42.2	62.8	61.6	57.4	57.0	58.7	60.3	58.5	58.4
Top Speed [km/h]	60.5	64.0	62.6	59.1	57.9	60.4	61.4	59.2	59.2
Avg. Dist. to Rail [m]	0.9	2.7	2.8	1.7	1.5	1.9	2.2	1.8	0.7
Avg. Stride Freq. [Hz]	2.1	2.4	2.3	2.2	2.2	2.3	2.3	2.3	2.3
Avg. Stride Length [m]	5.5	7.3	7.4	7.1	7.1	7.3	7.3	7.1	7.1



- [] Ranking at each section and finish
- .-.- No data available at this section
- NA No data available



Horse/Jockey Name	Dark Red
Final Rank	6
Fastest Section Time (Section)	0:09.80 (Overall)
Top Speed [km/h] (Section)	64.7 (1600m)
Race State	Finished



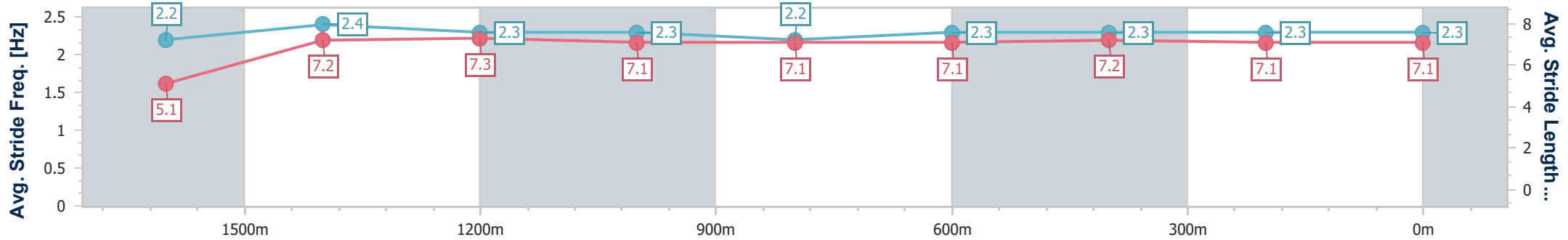
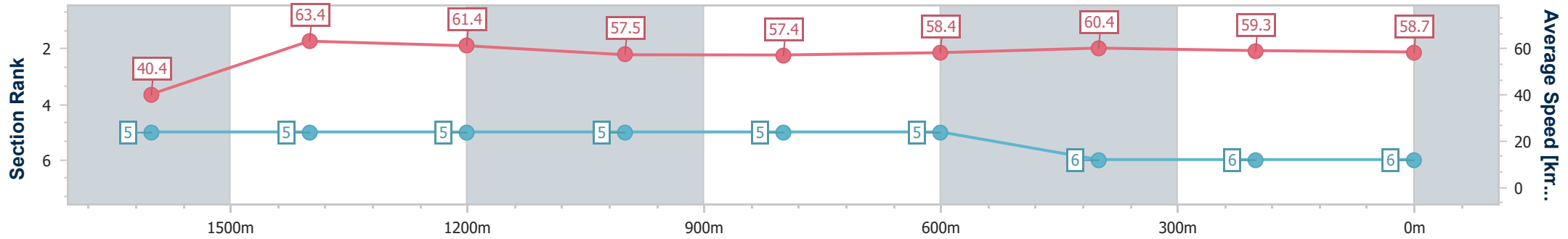
Ipswich QLD Professional
Race 1: GREAT NORTHERN QTIS Three-Year-Old Maiden Plate
- 1710m



07 November 2024 - 12:42

Track Rating: Good 4, Weather: Fine, Rail Position: +10m Entire

Section	Overall	1600m	1400m	1200m	1000m	800m	600m	400m	200m				
Section Times	1:46.07 [6] (0:09.80)	1:36.27 [5] (0:11.34)	1:24.93 [5] (0:11.58)	1:13.35 [5] (0:12.45)	1:00.90 [5] (0:12.50)	0:48.40 [5] (0:12.25)	0:36.15 [5] (0:11.78)	0:24.37 [6] (0:12.12)	0:12.25 [6] (0:12.25)				
Average Speed [km/h]	40.4	63.4	61.4	57.5	57.4	58.4	60.4	59.3	58.7				
Top Speed [km/h]	60.0	64.7	62.5	60.0	58.1	60.4	61.5	60.0	60.0				
Avg. Dist. to Rail [m]	2.5	2.6	2.6	1.7	1.5	2.0	2.4	0.8	1.0				
Avg. Stride Freq. [Hz]	2.2	2.4	2.3	2.3	2.2	2.3	2.3	2.3	2.3				
Avg. Stride Length [m]	5.1	7.2	7.3	7.1	7.1	7.1	7.2	7.1	7.1				



- [] Ranking at each section and finish
- .-.- No data available at this section
- NA No data available



Horse/Jockey Name	Mor Kompashyn
Final Rank	7
Fastest Section Time (Section)	0:09.84 (Overall)
Top Speed [km/h] (Section)	64.6 (1600m)
Race State	Finished



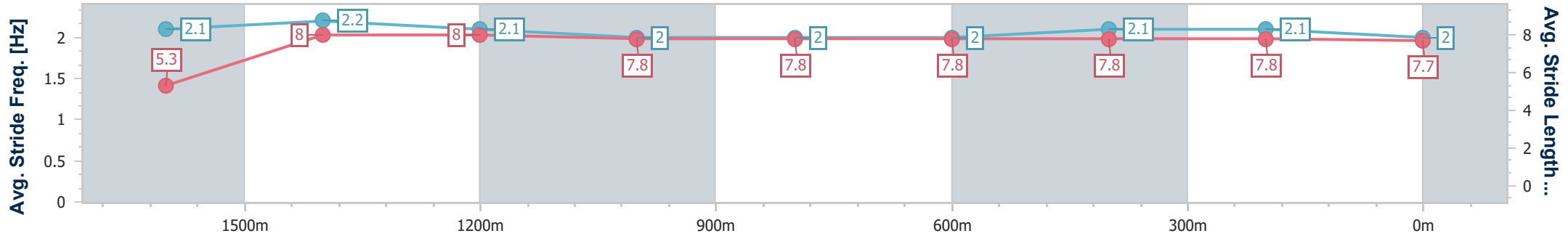
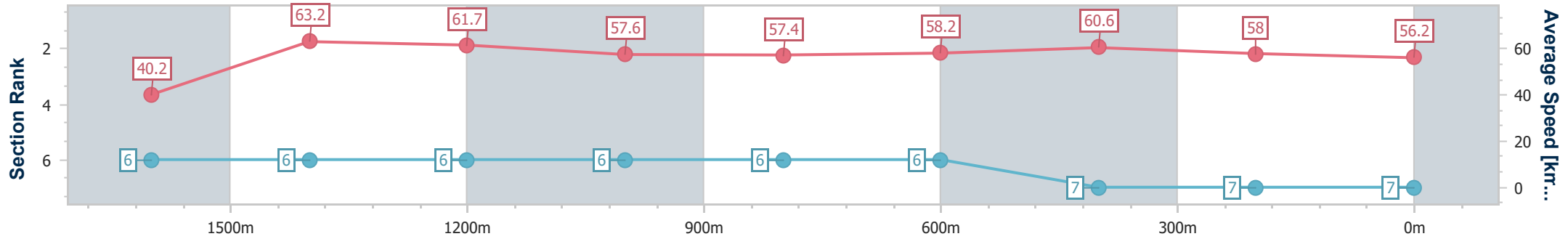
Ipswich QLD Professional
Race 1: GREAT NORTHERN QTIS Three-Year-Old Maiden Plate - 1710m



07 November 2024 - 12:42

Track Rating: Good 4, Weather: Fine, Rail Position: +10m Entire

Section	Overall	1600m	1400m	1200m	1000m	800m	600m	400m	200m			
Section Times	1:47.05 [7] (0:09.84)	1:37.21 [6] (0:11.37)	1:25.84 [6] (0:11.55)	1:14.29 [6] (0:12.46)	1:01.83 [6] (0:12.51)	0:49.32 [6] (0:12.30)	0:37.02 [6] (0:11.86)	0:25.16 [7] (0:12.33)	0:12.83 [7] (0:12.83)			
Average Speed [km/h]	40.2	63.2	61.7	57.6	57.4	58.2	60.6	58.0	56.2			
Top Speed [km/h]	59.7	64.6	62.8	59.4	58.4	60.0	61.4	60.0	58.3			
Avg. Dist. to Rail [m]	3.5	1.7	2.3	1.6	1.2	1.3	0.6	1.3	2.4			
Avg. Stride Freq. [Hz]	2.1	2.2	2.1	2.0	2.0	2.0	2.1	2.1	2.0			
Avg. Stride Length [m]	5.3	8.0	8.0	7.8	7.8	7.8	7.8	7.8	7.7			



- [] Ranking at each section and finish
- .-.- No data available at this section
- NA No data available



Ipswich QLD Professional

Race 2: SCHWEPPE'S QTIS Two-Years-Old Maiden Plate - 800m

07 November 2024 - 13:22



Track Rating: Good 4, Weather: Fine, Rail Position: +10m Entire

Section										Last 600m		
Field Times		Overall	600m	400m	200m							
		0:46.35 (0:13.64)	0:32.71 (0:10.60)	0:22.11 (0:10.92)	0:11.19 (0:11.19)						0:32.71	
Rank	TAB	Horse/Jockey	Barrier	Top Speed [km/h]	Fastest Section	Overall	600m	400m	200m	Margin	Last 600m	Distance Travelled [m]
1	6	MISHANI QUEST Rikki Jamieson	6	69.4 600m	0:10.60 600m	0:46.35 [1] (0:13.64)	0:32.71 [1] (0:10.60)	0:22.11 [1] (0:10.92)	0:11.19 [1] (0:11.19)	0:46.35	0:32.71	
2	8	SHEMAKESMENERVOUS Les Tilley	2	69.4 600m	0:10.46 600m	0:46.48 [2] (0:13.89)	0:32.59 [3] (0:10.46)	0:22.13 [3] (0:10.83)	0:11.30 [2] (0:11.30)	0.72L	0:32.59	+4
3	7	MISHANI TREASURE Samantha Collett	3	69.2 600m	0:10.57 600m	0:46.90 [3] (0:14.05)	0:32.85 [6] (0:10.57)	0:22.28 [5] (0:11.08)	0:11.20 [5] (0:11.20)	3.24L	0:32.85	+4
4	5	HAPPY COFFEE Jake Bayliss	5	69.5 600m	0:10.55 600m	0:47.09 [4] (0:13.77)	0:33.32 [2] (0:10.55)	0:22.77 [2] (0:11.05)	0:11.72 [3] (0:11.72)	4.32L	0:33.32	+3
5	1	MHASAHN Michael Murphy	4	69.3 600m	0:10.57 600m	0:47.16 [5] (0:13.98)	0:33.18 [4] (0:10.57)	0:22.61 [4] (0:10.89)	0:11.72 [4] (0:11.72)	4.72L	0:33.18	-2
6	2	MISHANI ERUPTION Luke Miller	1	68.7 600m	0:11.01 600m	0:47.98 [6] (0:13.99)	0:33.99 [5] (0:11.01)	0:22.98 [6] (0:11.36)	0:11.62 [6] (0:11.62)	9.54L	0:33.99	+1

Scratched: Crypto Miss (#4), Tinkerbella (#9), Secret Sort (#3)

[] Ranking at each section and finish
 -:-:- No data available at this section
 NA No data available

SCN Saddle cloth number
 DNF Did not finish
 DNT Did not track



Horse/Jockey Name	Mishani Quest
Final Rank	1
Fastest Section Time (Section)	0:10.60 (600m)
Top Speed [km/h] (Section)	69.4 (600m)
Race State	Finished



Ipswich QLD Professional

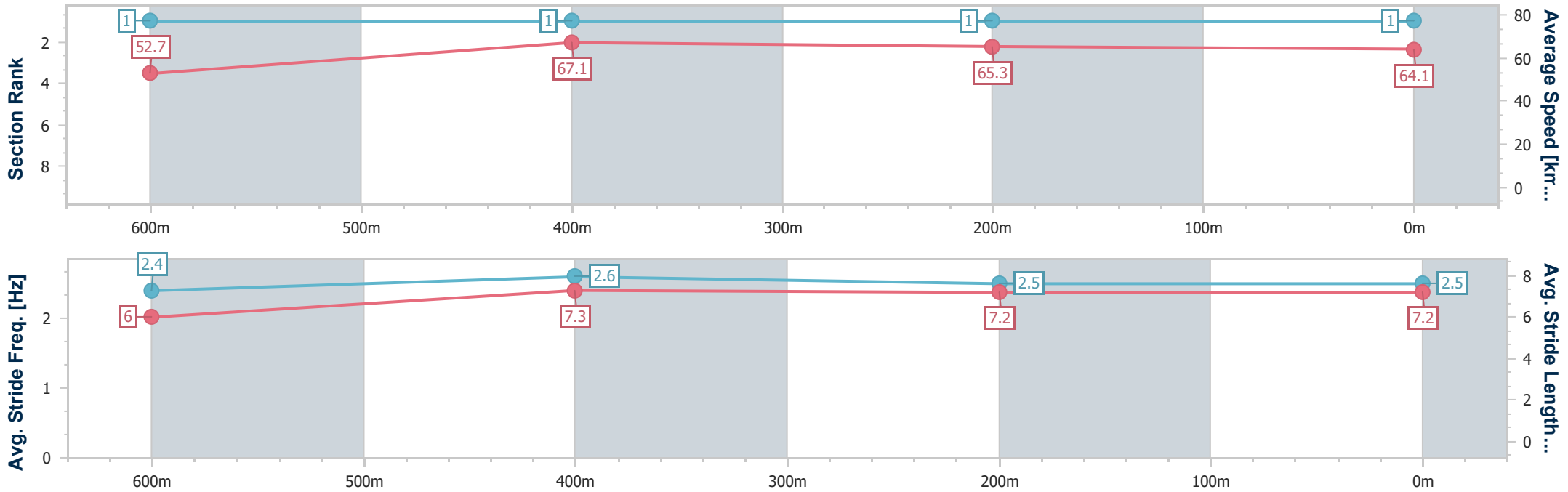
Race 2: SCHWEPPES QTIS Two-Years-Old Maiden Plate - 800m



07 November 2024 - 13:22

Track Rating: Good 4, Weather: Fine, Rail Position: +10m Entire

Section	Overall	600m	400m	200m
Section Times	0:46.35 [1] (0:13.64)	0:32.71 [1] (0:10.60)	0:22.11 [1] (0:10.92)	0:11.19 [1] (0:11.19)
Average Speed [km/h]	52.7	67.1	65.3	64.1
Top Speed [km/h]	69.4	69.4	66.1	65.3
Avg. Dist. to Rail [m]	2.7	2.5	3.7	3.2
Avg. Stride Freq. [Hz]	2.4	2.6	2.5	2.5
Avg. Stride Length [m]	6.0	7.3	7.2	7.2



- [] Ranking at each section and finish
- .-.- No data available at this section
- NA No data available



Horse/Jockey Name	Shemakesmenervous
Final Rank	2
Fastest Section Time (Section)	0:10.46 (600m)
Top Speed [km/h] (Section)	69.4 (600m)
Race State	Finished



Ipswich QLD Professional

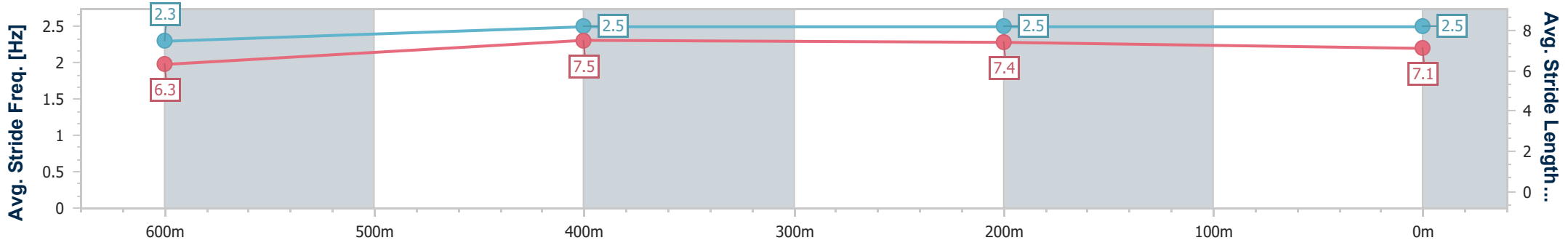
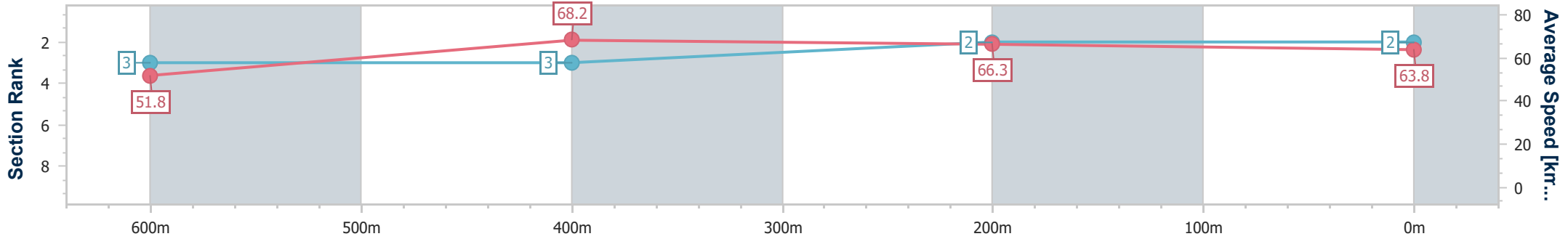
Race 2: SCHWEPPES QTIS Two-Years-Old Maiden Plate - 800m



07 November 2024 - 13:22

Track Rating: Good 4, Weather: Fine, Rail Position: +10m Entire

Section	Overall	600m	400m	200m
Section Times	0:46.48 [2] (0:13.89)	0:32.59 [3] (0:10.46)	0:22.13 [3] (0:10.83)	0:11.30 [2] (0:11.30)
Average Speed [km/h]	51.8	68.2	66.3	63.8
Top Speed [km/h]	68.1	69.4	67.2	65.7
Avg. Dist. to Rail [m]	0.6	1.9	1.1	0.6
Avg. Stride Freq. [Hz]	2.3	2.5	2.5	2.5
Avg. Stride Length [m]	6.3	7.5	7.4	7.1



- [] Ranking at each section and finish
- .-.- No data available at this section
- NA No data available



Horse/Jockey Name	Mishani Treasure
Final Rank	3
Fastest Section Time (Section)	0:10.57 (600m)
Top Speed [km/h] (Section)	69.2 (600m)
Race State	Finished



Ipswich QLD Professional

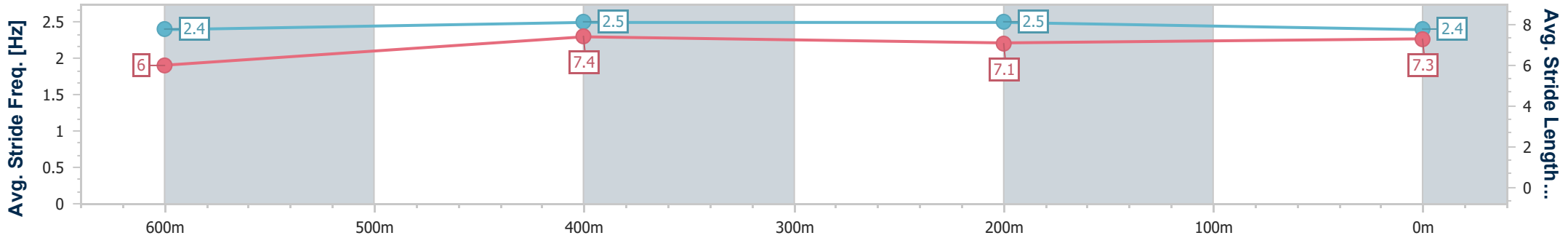
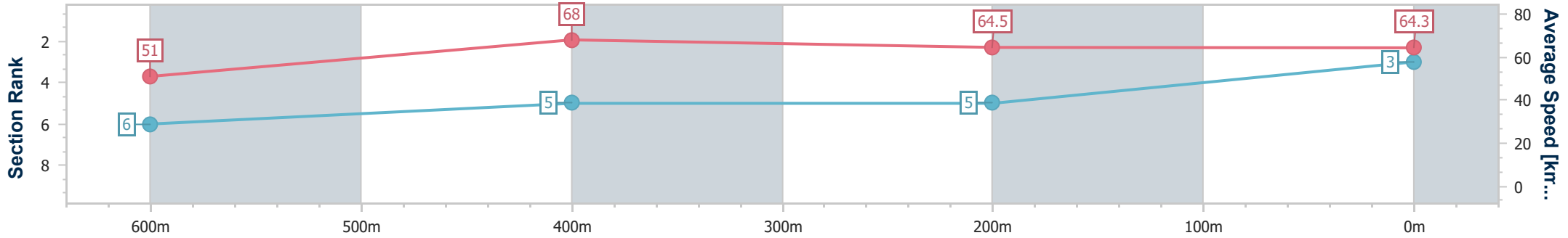
Race 2: SCHWEPPE'S QTIS Two-Years-Old Maiden Plate - 800m



07 November 2024 - 13:22

Track Rating: Good 4, Weather: Fine, Rail Position: +10m Entire

Section	Overall	600m	400m	200m
Section Times	0:46.90 [3] (0:14.05)	0:32.85 [6] (0:10.57)	0:22.28 [5] (0:11.08)	0:11.20 [5] (0:11.20)
Average Speed [km/h]	51.0	68.0	64.5	64.3
Top Speed [km/h]	68.3	69.2	66.5	65.1
Avg. Dist. to Rail [m]	1.4	1.0	1.1	1.6
Avg. Stride Freq. [Hz]	2.4	2.5	2.5	2.4
Avg. Stride Length [m]	6.0	7.4	7.1	7.3



- [] Ranking at each section and finish
- .-.-.- No data available at this section
- NA No data available



Horse/Jockey Name	Happy Coffee
Final Rank	4
Fastest Section Time (Section)	0:10.55 (600m)
Top Speed [km/h] (Section)	69.5 (600m)
Race State	Finished



Ipswich QLD Professional

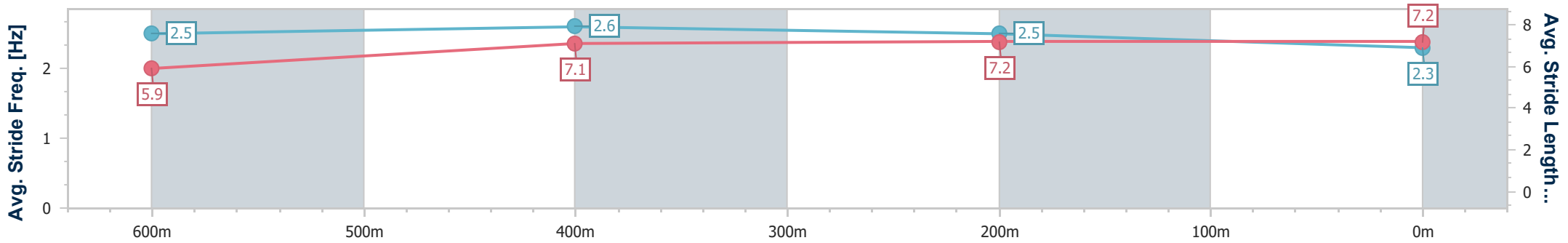
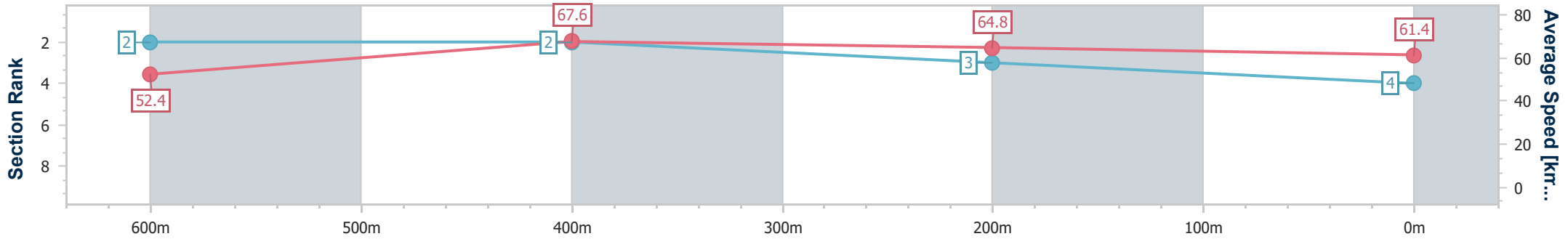
Race 2: SCHWEPPES QTIS Two-Years-Old Maiden Plate - 800m



07 November 2024 - 13:22

Track Rating: Good 4, Weather: Fine, Rail Position: +10m Entire

Section	Overall	600m	400m	200m
Section Times	0:47.09 [4] (0:13.77)	0:33.32 [2] (0:10.55)	0:22.77 [2] (0:11.05)	0:11.72 [3] (0:11.72)
Average Speed [km/h]	52.4	67.6	64.8	61.4
Top Speed [km/h]	68.0	69.5	66.1	64.0
Avg. Dist. to Rail [m]	2.2	1.5	2.5	1.9
Avg. Stride Freq. [Hz]	2.5	2.6	2.5	2.3
Avg. Stride Length [m]	5.9	7.1	7.2	7.2



- [] Ranking at each section and finish
- .-.- No data available at this section
- NA No data available



Horse/Jockey Name	Mhasahn
Final Rank	5
Fastest Section Time (Section)	0:10.57 (600m)
Top Speed [km/h] (Section)	69.3 (600m)
Race State	Finished



Ipswich QLD Professional

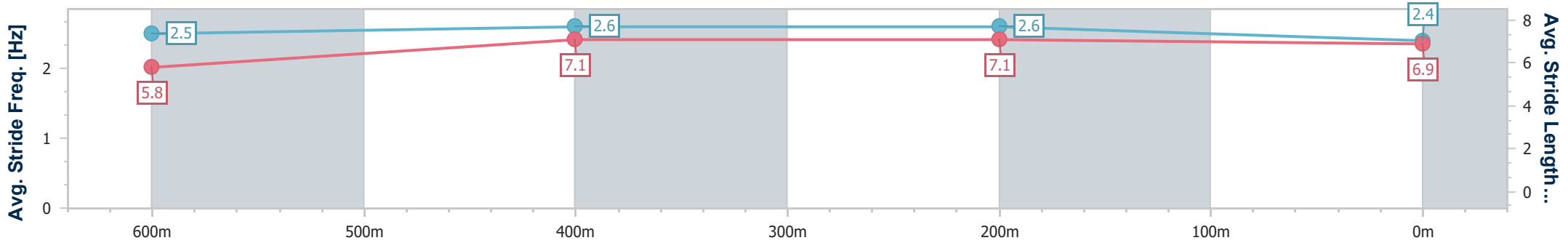
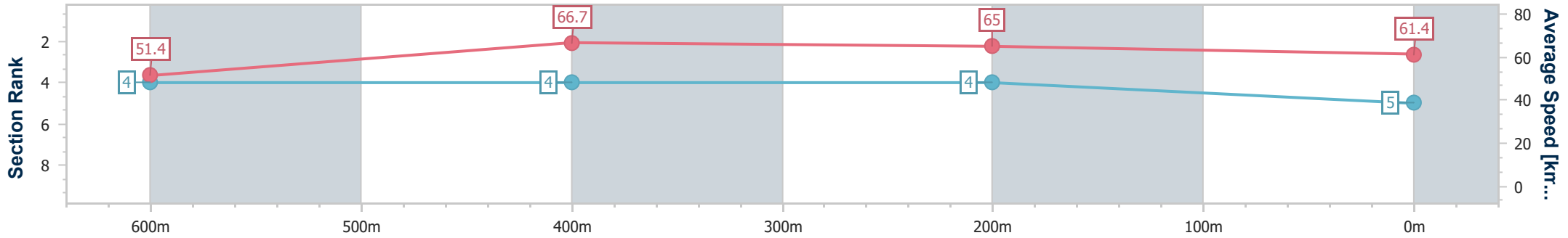
Race 2: SCHWEPPE'S QTIS Two-Years-Old Maiden Plate - 800m



07 November 2024 - 13:22

Track Rating: Good 4, Weather: Fine, Rail Position: +10m Entire

Section	Overall	600m	400m	200m
Section Times	0:47.16 [5] (0:13.98)	0:33.18 [4] (0:10.57)	0:22.61 [4] (0:10.89)	0:11.72 [4] (0:11.72)
Average Speed [km/h]	51.4	66.7	65.0	61.4
Top Speed [km/h]	68.9	69.3	66.5	64.1
Avg. Dist. to Rail [m]	1.9	5.1	5.0	4.9
Avg. Stride Freq. [Hz]	2.5	2.6	2.6	2.4
Avg. Stride Length [m]	5.8	7.1	7.1	6.9



- [] Ranking at each section and finish
- .-.- No data available at this section
- NA No data available



Horse/Jockey Name	Mishani Eruption
Final Rank	6
Fastest Section Time (Section)	0:11.01 (600m)
Top Speed [km/h] (Section)	68.7 (600m)
Race State	Finished



Ipswich QLD Professional

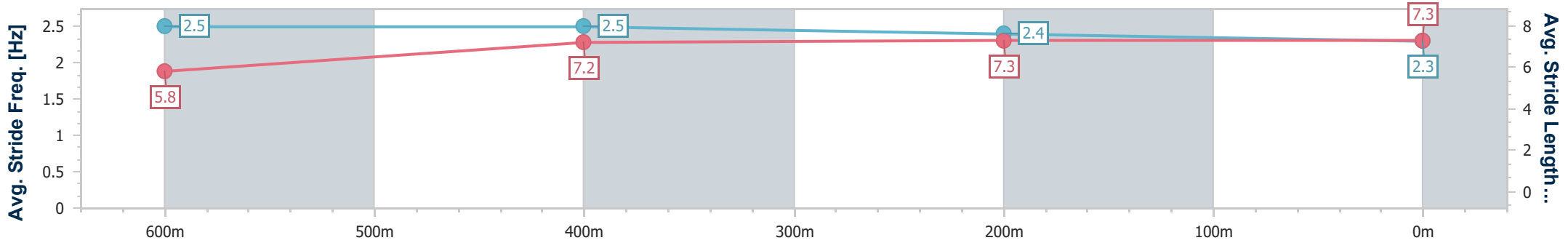
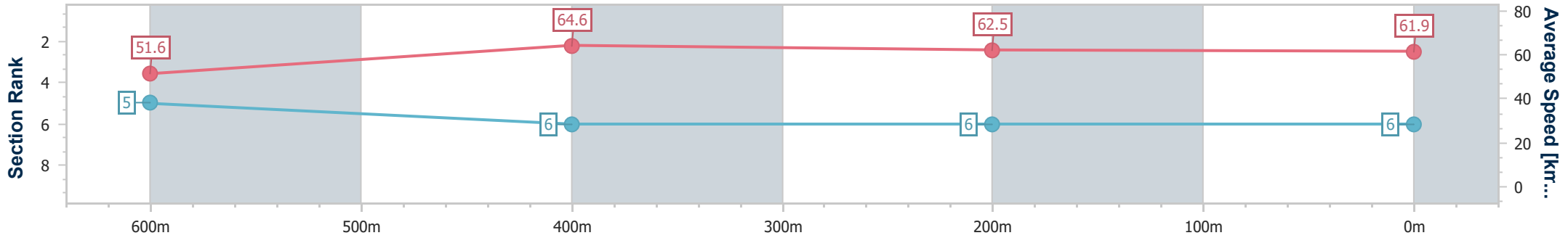
Race 2: SCHWEPPES QTIS Two-Years-Old Maiden Plate - 800m



07 November 2024 - 13:22

Track Rating: Good 4, Weather: Fine, Rail Position: +10m Entire

Section	Overall	600m	400m	200m
Section Times	0:47.98 [6] (0:13.99)	0:33.99 [5] (0:11.01)	0:22.98 [6] (0:11.36)	0:11.62 [6] (0:11.62)
Average Speed [km/h]	51.6	64.6	62.5	61.9
Top Speed [km/h]	68.0	68.7	63.3	62.9
Avg. Dist. to Rail [m]	1.0	2.8	3.0	0.8
Avg. Stride Freq. [Hz]	2.5	2.5	2.4	2.3
Avg. Stride Length [m]	5.8	7.2	7.3	7.3



- [] Ranking at each section and finish
- .-.- No data available at this section
- NA No data available



Ipswich QLD Professional
Race 3: IMPERIAL RACING Maiden Plate - 800m
 07 November 2024 - 14:05



Track Rating: Good 4, Weather: Fine, Rail Position: +10m Entire

Section										Last 600m		
Field Times		Overall	600m	400m	200m							
		0:44.73 (0:13.02)	0:31.71 (0:10.26)	0:21.45 (0:10.57)	0:10.88 (0:10.88)						0:31.71	
Rank	TAB	Horse/Jockey	Barrier	Top Speed [km/h]	Fastest Section	Overall	600m	400m	200m	Margin	Last 600m	Distance Travelled [m]
1	9	SURPRISE HONEY Emily Lang	6	71.1 600m	0:10.26 600m	0:44.73 [1] (0:13.02)	0:31.71 [1] (0:10.26)	0:21.45 [1] (0:10.57)	0:10.88 [1] (0:10.88)	0:44.73	0:31.71	
2	3	ENUFF PILLS Adin Thompson	7	72.2 600m	0:10.07 600m	0:44.98 [2] (0:13.38)	0:31.60 [4] (0:10.07)	0:21.53 [3] (0:10.58)	0:10.95 [2] (0:10.95)	1.44L	0:31.60	-1
3	6	LOOK IT'S LUCY Samantha Collett	2	71.5 600m	0:10.26 600m	0:45.52 [3] (0:13.08)	0:32.44 [2] (0:10.26)	0:22.18 [2] (0:10.80)	0:11.38 [3] (0:11.38)	4.61L	0:32.44	-3
4	8	CHEEK TO CHEEK Rikki Jamieson	8	71.5 600m	0:10.33 600m	0:45.85 [4] (0:13.38)	0:32.47 [5] (0:10.33)	0:22.14 [5] (0:10.83)	0:11.31 [5] (0:11.31)	6.59L	0:32.47	+2
5	7	SUTHERLAND Kenji Yoshida	1	71.8 600m	0:10.15 600m	0:45.98 [5] (0:13.34)	0:32.64 [3] (0:10.15)	0:22.49 [4] (0:10.94)	0:11.55 [4] (0:11.55)	7.35L	0:32.64	-1
6	1	PONTYPRIDD Olivia Kendal	9	71.0 600m	0:10.32 600m	0:46.25 [6] (0:13.49)	0:32.76 [6] (0:10.32)	0:22.44 [6] (0:10.94)	0:11.50 [6] (0:11.50)	8.92L	0:32.76	+1
7	2	GETTIN'HOTINHERE Wanderson D'Avila	4	69.0 600m	0:10.69 600m	0:47.16 [7] (0:13.74)	0:33.42 [8] (0:10.69)	0:22.73 [8] (0:11.11)	0:11.62 [8] (0:11.62)	14.29L	0:33.42	-1
8	5	JABALINA Angela Jones	5	70.6 600m	0:10.43 600m	0:48.90 [8] (0:13.60)	0:35.30 [7] (0:10.43)	0:24.87 [7] (0:11.42)	0:13.45 [7] (0:13.45)	24.48L	0:35.30	+5

Scratched: Goose Step (#4)

[] Ranking at each section and finish
 -:-:- No data available at this section
 NA No data available

SCN Saddle cloth number
 DNF Did not finish
 DNT Did not track



Horse/Jockey Name	Surprise Honey
Final Rank	1
Fastest Section Time (Section)	0:10.26 (600m)
Top Speed [km/h] (Section)	71.1 (600m)
Race State	Finished



Ipswich QLD Professional

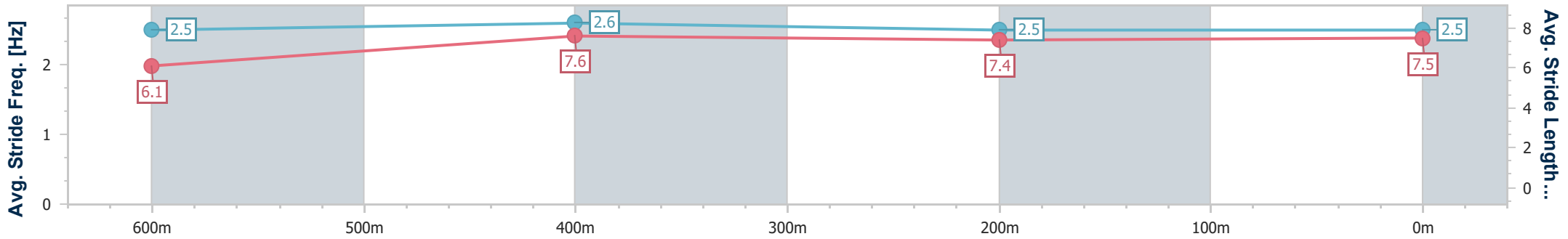
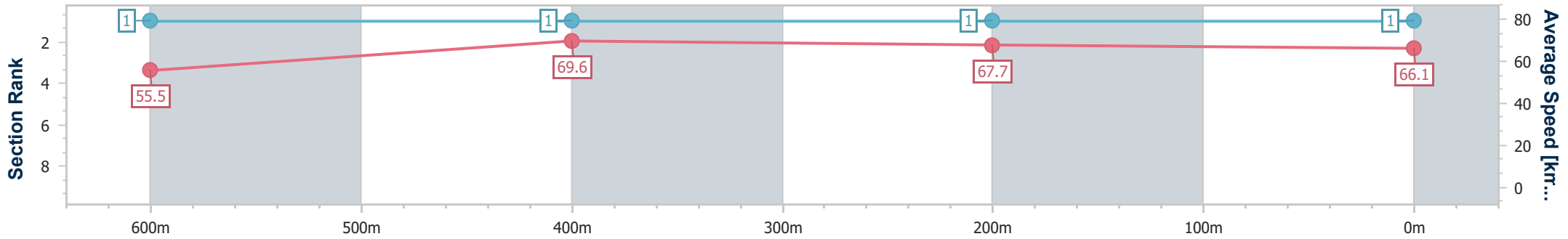
Race 3: IMPERIAL RACING Maiden Plate - 800m

07 November 2024 - 14:05



Track Rating: Good 4, Weather: Fine, Rail Position: +10m Entire

Section	Overall	600m	400m	200m
Section Times	0:44.73 [1] (0:13.02)	0:31.71 [1] (0:10.26)	0:21.45 [1] (0:10.57)	0:10.88 [1] (0:10.88)
Average Speed [km/h]	55.5	69.6	67.7	66.1
Top Speed [km/h]	70.2	71.1	68.8	67.6
Avg. Dist. to Rail [m]	1.9	1.3	1.7	2.7
Avg. Stride Freq. [Hz]	2.5	2.6	2.5	2.5
Avg. Stride Length [m]	6.1	7.6	7.4	7.5



- [] Ranking at each section and finish
- .-.- No data available at this section
- NA No data available



Horse/Jockey Name	Enuff Pills
Final Rank	2
Fastest Section Time (Section)	0:10.07 (600m)
Top Speed [km/h] (Section)	72.2 (600m)
Race State	Finished



Ipswich QLD Professional

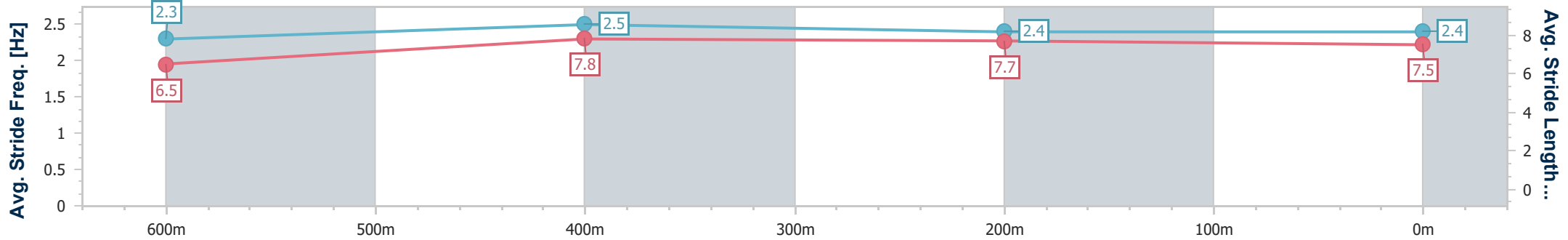
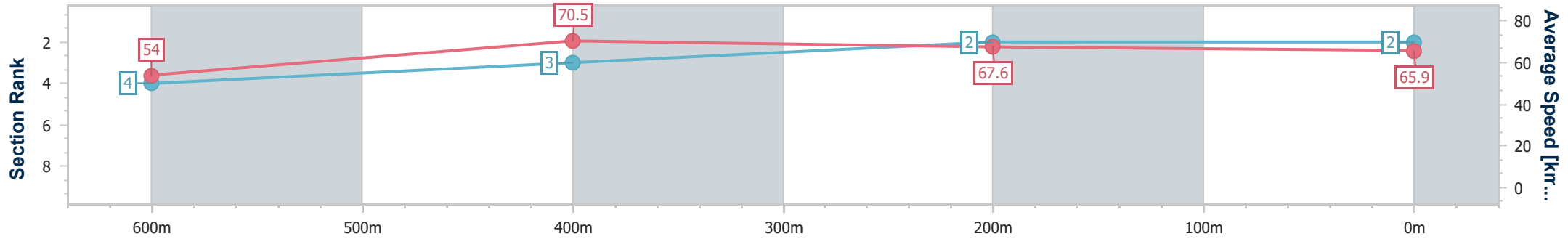
Race 3: IMPERIAL RACING Maiden Plate - 800m

07 November 2024 - 14:05



Track Rating: Good 4, Weather: Fine, Rail Position: +10m Entire

Section	Overall	600m	400m	200m
Section Times	0:44.98 [2] (0:13.38)	0:31.60 [4] (0:10.07)	0:21.53 [3] (0:10.58)	0:10.95 [2] (0:10.95)
Average Speed [km/h]	54.0	70.5	67.6	65.9
Top Speed [km/h]	71.6	72.2	68.6	68.3
Avg. Dist. to Rail [m]	2.2	2.1	1.8	0.3
Avg. Stride Freq. [Hz]	2.3	2.5	2.4	2.4
Avg. Stride Length [m]	6.5	7.8	7.7	7.5



- [] Ranking at each section and finish
- .-.-.- No data available at this section
- NA No data available



Horse/Jockey Name	Look It's Lucy
Final Rank	3
Fastest Section Time (Section)	0:10.26 (600m)
Top Speed [km/h] (Section)	71.5 (600m)
Race State	Finished



Ipswich QLD Professional

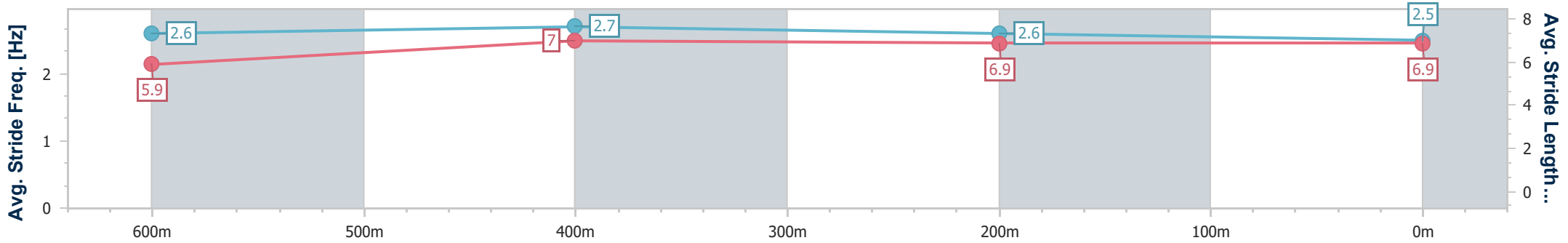
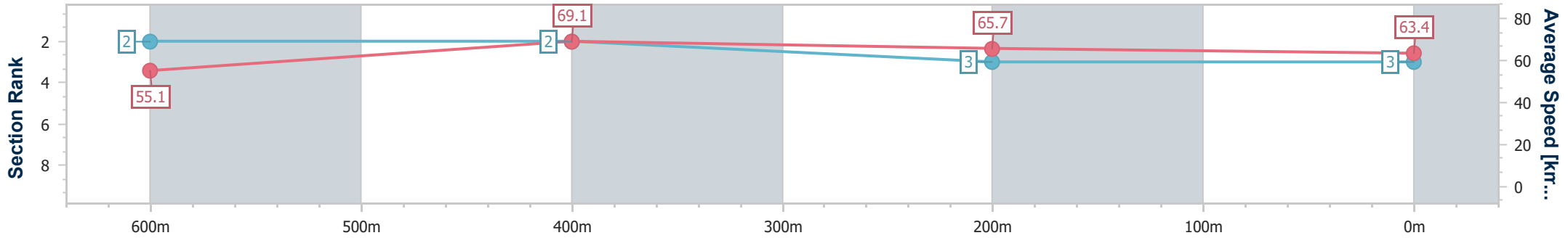
Race 3: IMPERIAL RACING Maiden Plate - 800m

07 November 2024 - 14:05



Track Rating: Good 4, Weather: Fine, Rail Position: +10m Entire

Section	Overall	600m	400m	200m
Section Times	0:45.52 [3] (0:13.08)	0:32.44 [2] (0:10.26)	0:22.18 [2] (0:10.80)	0:11.38 [3] (0:11.38)
Average Speed [km/h]	55.1	69.1	65.7	63.4
Top Speed [km/h]	71.1	71.5	67.4	64.5
Avg. Dist. to Rail [m]	1.0	3.0	3.5	2.5
Avg. Stride Freq. [Hz]	2.6	2.7	2.6	2.5
Avg. Stride Length [m]	5.9	7.0	6.9	6.9



- [] Ranking at each section and finish
- .-.- No data available at this section
- NA No data available



Horse/Jockey Name	Cheek To Cheek
Final Rank	4
Fastest Section Time (Section)	0:10.33 (600m)
Top Speed [km/h] (Section)	71.5 (600m)
Race State	Finished



Ipswich QLD Professional

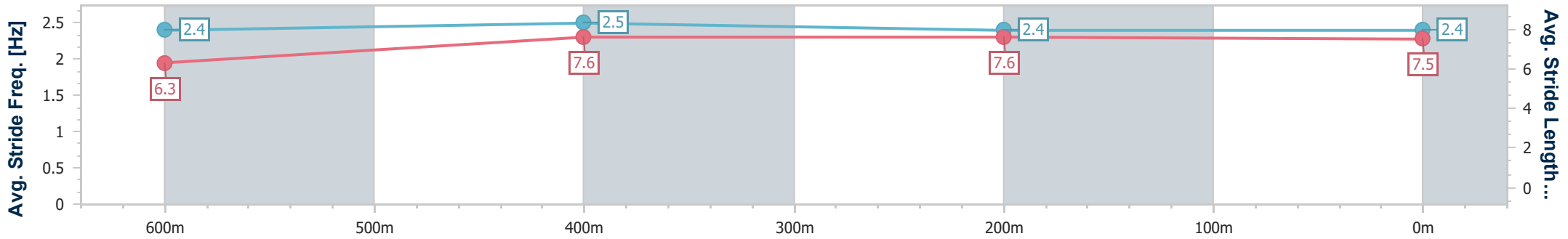
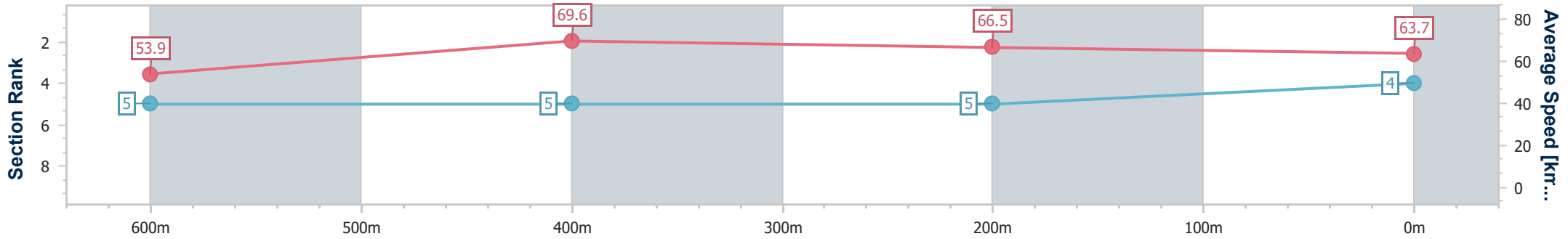
Race 3: IMPERIAL RACING Maiden Plate - 800m

07 November 2024 - 14:05



Track Rating: Good 4, Weather: Fine, Rail Position: +10m Entire

Section	Overall	600m	400m	200m
Section Times	0:45.85 [4] (0:13.38)	0:32.47 [5] (0:10.33)	0:22.14 [5] (0:10.83)	0:11.31 [5] (0:11.31)
Average Speed [km/h]	53.9	69.6	66.5	63.7
Top Speed [km/h]	71.1	71.5	67.4	64.9
Avg. Dist. to Rail [m]	3.7	0.3	0.5	1.1
Avg. Stride Freq. [Hz]	2.4	2.5	2.4	2.4
Avg. Stride Length [m]	6.3	7.6	7.6	7.5



- [] Ranking at each section and finish
- .-.- No data available at this section
- NA No data available



Horse/Jockey Name	Sutherland
Final Rank	5
Fastest Section Time (Section)	0:10.15 (600m)
Top Speed [km/h] (Section)	71.8 (600m)
Race State	Finished



Ipswich QLD Professional

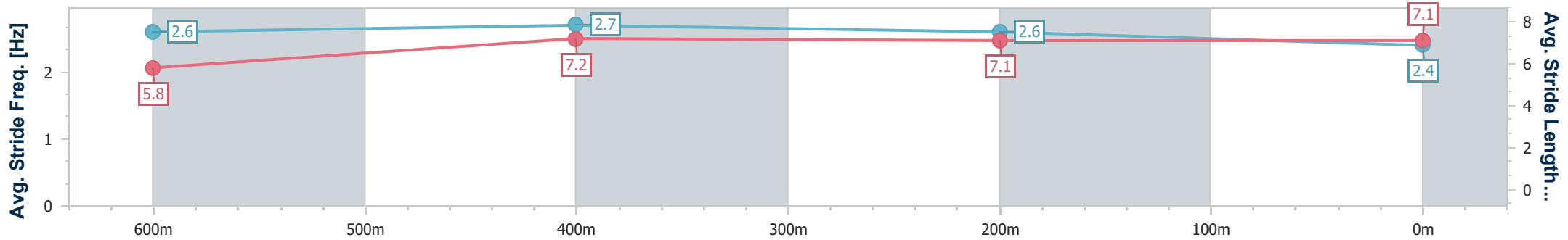
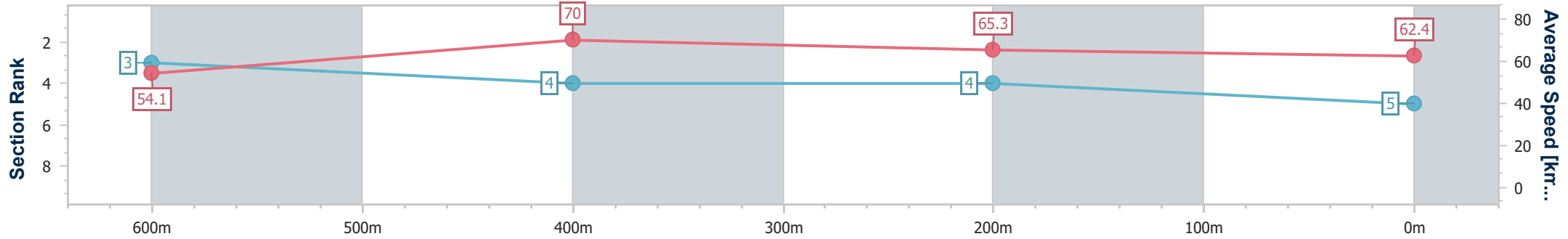
Race 3: IMPERIAL RACING Maiden Plate - 800m

07 November 2024 - 14:05



Track Rating: Good 4, Weather: Fine, Rail Position: +10m Entire

Section	Overall	600m	400m	200m
Section Times	0:45.98 [5] (0:13.34)	0:32.64 [3] (0:10.15)	0:22.49 [4] (0:10.94)	0:11.55 [4] (0:11.55)
Average Speed [km/h]	54.1	70.0	65.3	62.4
Top Speed [km/h]	71.0	71.8	67.2	64.8
Avg. Dist. to Rail [m]	0.4	2.6	2.5	2.2
Avg. Stride Freq. [Hz]	2.6	2.7	2.6	2.4
Avg. Stride Length [m]	5.8	7.2	7.1	7.1



- [] Ranking at each section and finish
- .-.- No data available at this section
- NA No data available



Horse/Jockey Name	Pontypridd
Final Rank	6
Fastest Section Time (Section)	0:10.32 (600m)
Top Speed [km/h] (Section)	71.0 (600m)
Race State	Finished



Ipswich QLD Professional

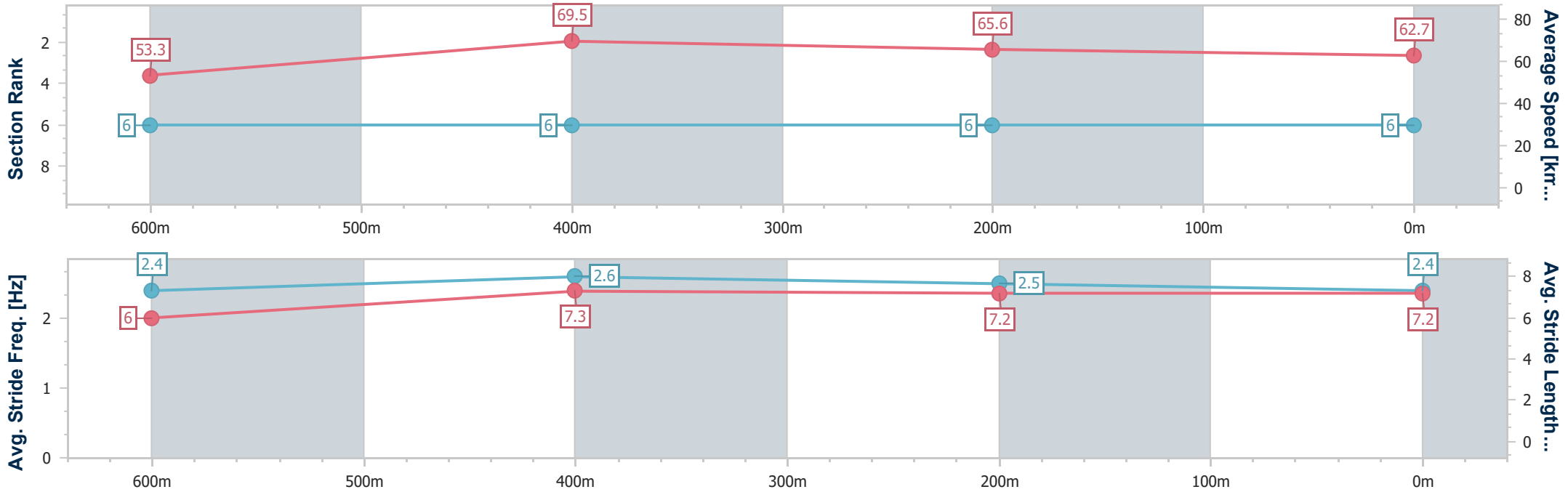
Race 3: IMPERIAL RACING Maiden Plate - 800m

07 November 2024 - 14:05



Track Rating: Good 4, Weather: Fine, Rail Position: +10m Entire

Section	Overall	600m	400m	200m
Section Times	0:46.25 [6] (0:13.49)	0:32.76 [6] (0:10.32)	0:22.44 [6] (0:10.94)	0:11.50 [6] (0:11.50)
Average Speed [km/h]	53.3	69.5	65.6	62.7
Top Speed [km/h]	70.9	71.0	66.9	64.9
Avg. Dist. to Rail [m]	4.9	0.7	0.7	2.3
Avg. Stride Freq. [Hz]	2.4	2.6	2.5	2.4
Avg. Stride Length [m]	6.0	7.3	7.2	7.2



- [] Ranking at each section and finish
- .-.- No data available at this section
- NA No data available



Horse/Jockey Name	Gettin'hotinhere
Final Rank	7
Fastest Section Time (Section)	0:10.69 (600m)
Top Speed [km/h] (Section)	69.0 (600m)
Race State	Finished



Ipswich QLD Professional

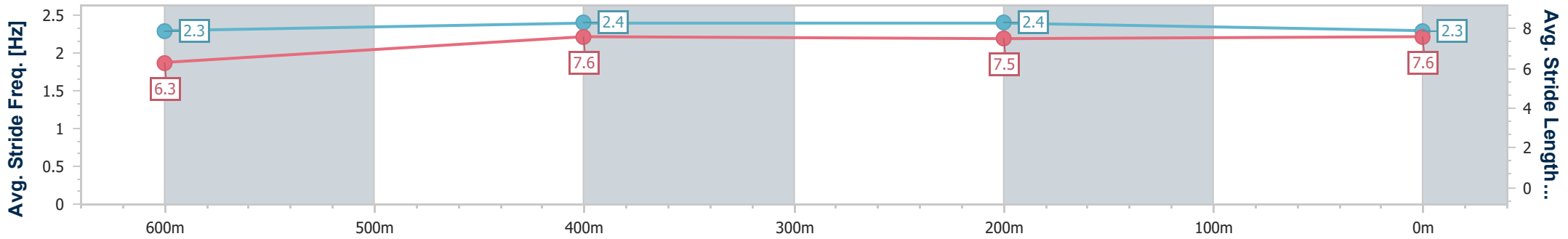
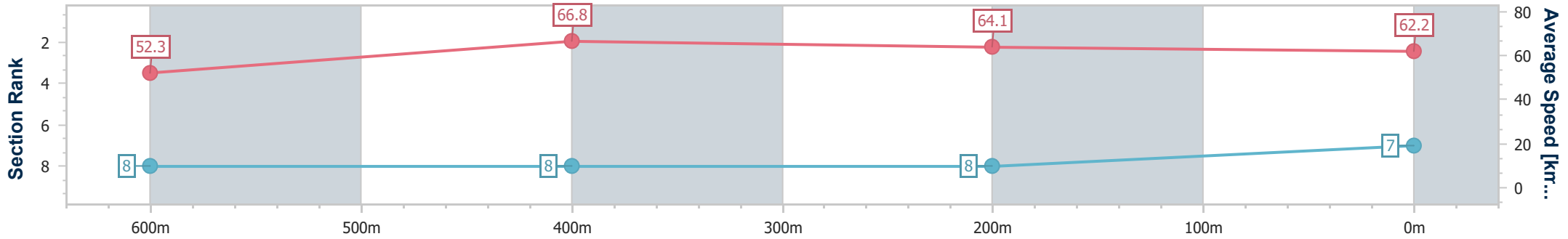
Race 3: IMPERIAL RACING Maiden Plate - 800m

07 November 2024 - 14:05



Track Rating: Good 4, Weather: Fine, Rail Position: +10m Entire

Section	Overall	600m	400m	200m
Section Times	0:47.16 [7] (0:13.74)	0:33.42 [8] (0:10.69)	0:22.73 [8] (0:11.11)	0:11.62 [8] (0:11.62)
Average Speed [km/h]	52.3	66.8	64.1	62.2
Top Speed [km/h]	67.2	69.0	66.0	63.8
Avg. Dist. to Rail [m]	0.9	2.1	1.4	1.2
Avg. Stride Freq. [Hz]	2.3	2.4	2.4	2.3
Avg. Stride Length [m]	6.3	7.6	7.5	7.6



- [] Ranking at each section and finish
- .-.- No data available at this section
- NA No data available



Horse/Jockey Name	Jabalina
Final Rank	8
Fastest Section Time (Section)	0:10.43 (600m)
Top Speed [km/h] (Section)	70.6 (600m)
Race State	Finished



Ipswich QLD Professional

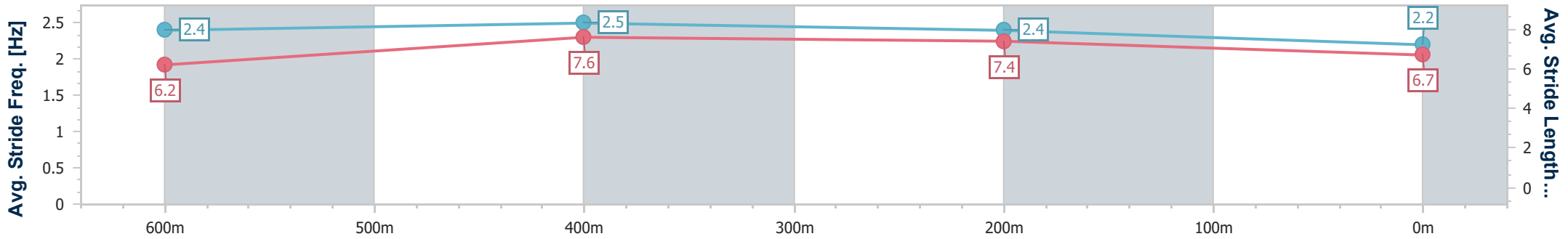
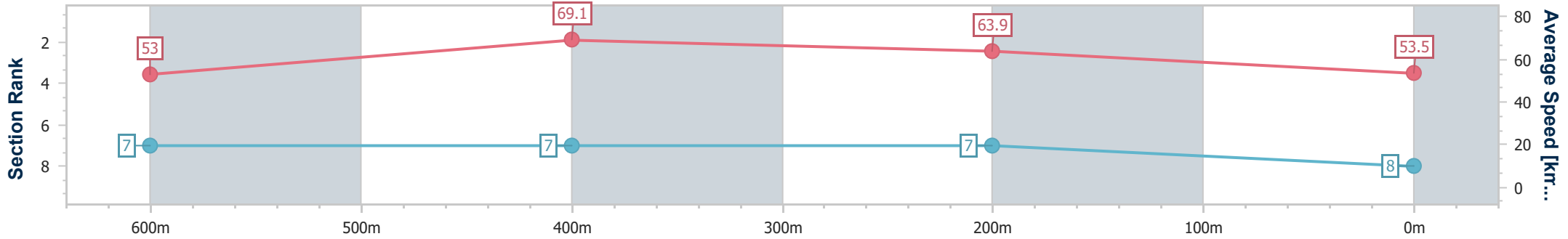
Race 3: IMPERIAL RACING Maiden Plate - 800m

07 November 2024 - 14:05



Track Rating: Good 4, Weather: Fine, Rail Position: +10m Entire

Section	Overall	600m	400m	200m
Section Times	0:48.90 [8] (0:13.60)	0:35.30 [7] (0:10.43)	0:24.87 [7] (0:11.42)	0:13.45 [7] (0:13.45)
Average Speed [km/h]	53.0	69.1	63.9	53.5
Top Speed [km/h]	68.9	70.6	67.4	60.9
Avg. Dist. to Rail [m]	1.9	0.6	5.8	12.7
Avg. Stride Freq. [Hz]	2.4	2.5	2.4	2.2
Avg. Stride Length [m]	6.2	7.6	7.4	6.7



- [] Ranking at each section and finish
- .-.-.- No data available at this section
- NA No data available



Ipswich QLD Professional

Race 4: RIVER 94.9FM Maiden Handicap - 1200m

07 November 2024 - 14:42



Track Rating: Good 4, Weather: Fine, Rail Position: +10m Entire

Section												Last 600m		
Field Times		Overall	1000m	800m	600m	400m	200m						0:35.31	
		1:10.04 (0:13.62)	0:56.42 (0:10.34)	0:46.08 (0:10.77)	0:35.31 (0:11.19)	0:24.12 (0:11.99)	0:12.13 (0:12.13)							
Rank	TAB	Horse/Jockey	Barrier	Top Speed [km/h]	Fastest Section							Margin	Distance Travelled [m]	
1	3	BLITZUM Ron Stewart	1	68.6	0:10.66	1:10.04 [1] (0:13.93)	0:56.11 [4] (0:10.66)	0:45.45 [4] (0:10.78)	0:34.67 [4] (0:11.38)	0:23.29 [4] (0:11.39)	0:11.90 [2] (0:11.90)	1:10.04	0:34.67	
2	1	BRAZEN ACT Jace McMurray	10	71.1	0:10.34	1:10.72 [2] (0:13.62)	0:57.10 [1] (0:10.34)	0:46.76 [1] (0:10.77)	0:35.99 [1] (0:11.19)	0:24.80 [1] (0:11.99)	0:12.81 [1] (0:12.81)	4L	0:35.99	-4
3	2	MATERIALIST Robbie Dolan	6	68.1	0:10.61	1:10.81 [3] (0:14.57)	0:56.24 [9] (0:10.61)	0:45.63 [8] (0:10.80)	0:34.83 [8] (0:11.16)	0:23.67 [8] (0:11.58)	0:12.09 [7] (0:12.09)	4.55L	0:34.83	-1
4	7	JACKS AND SODA Cejay Graham	3	69.0	0:10.51	1:10.84 [4] (0:13.77)	0:57.07 [2] (0:10.51)	0:46.56 [2] (0:10.84)	0:35.72 [2] (0:11.34)	0:24.38 [2] (0:11.86)	0:12.52 [3] (0:12.52)	4.75L	0:35.72	-2
5	4	HAS BEAN Justin Stanley	5	68.5	0:10.70	1:10.85 [5] (0:14.05)	0:56.80 [5] (0:10.70)	0:46.10 [5] (0:10.88)	0:35.22 [5] (0:11.31)	0:23.91 [5] (0:11.73)	0:12.18 [4] (0:12.18)	4.8L	0:35.22	+3
6	9	UCELLE Jake Bayliss	2	68.3	0:10.75	1:10.98 [6] (0:14.21)	0:56.77 [6] (0:10.75)	0:46.02 [6] (0:10.87)	0:35.15 [6] (0:11.27)	0:23.88 [6] (0:11.62)	0:12.26 [6] (0:12.26)	5.53L	0:35.15	-2
7	6	HYDROS Samantha Collett	4	67.1	0:10.81	1:11.03 [7] (0:14.47)	0:56.56 [8] (0:10.81)	0:45.75 [9] (0:10.82)	0:34.93 [9] (0:11.13)	0:23.80 [9] (0:11.58)	0:12.22 [9] (0:12.22)	5.84L	0:34.93	+4
8	5	AVIOR Andrew Mallyon	7	69.7	0:10.58	1:11.15 [8] (0:14.44)	0:56.71 [7] (0:10.58)	0:46.13 [7] (0:10.87)	0:35.26 [7] (0:11.25)	0:24.01 [7] (0:11.63)	0:12.38 [8] (0:12.38)	6.56L	0:35.26	+2
9	10	ALONTRO Angela Jones	9	69.8	0:10.51	1:11.38 [9] (0:13.79)	0:57.59 [3] (0:10.51)	0:47.08 [3] (0:10.83)	0:36.25 [3] (0:11.47)	0:24.78 [3] (0:12.11)	0:12.67 [5] (0:12.67)	7.89L	0:36.25	+2

Scratched: La Stella Atleta (#8)

[] Ranking at each section and finish
 -:-:- No data available at this section
 NA No data available

SCN Saddle cloth number
 DNF Did not finish
 DNT Did not track



Horse/Jockey Name	Blitzum
Final Rank	1
Fastest Section Time (Section)	0:10.66 (1000m)
Top Speed [km/h] (Section)	68.6 (Overall)
Race State	Finished



Ipswich QLD Professional

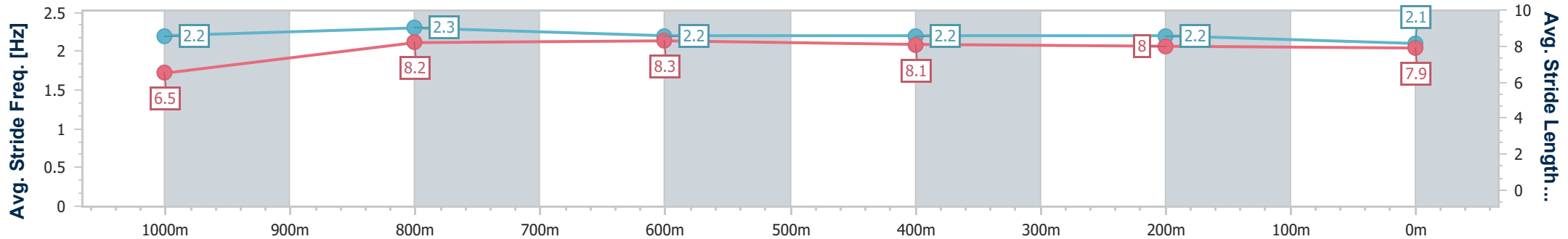
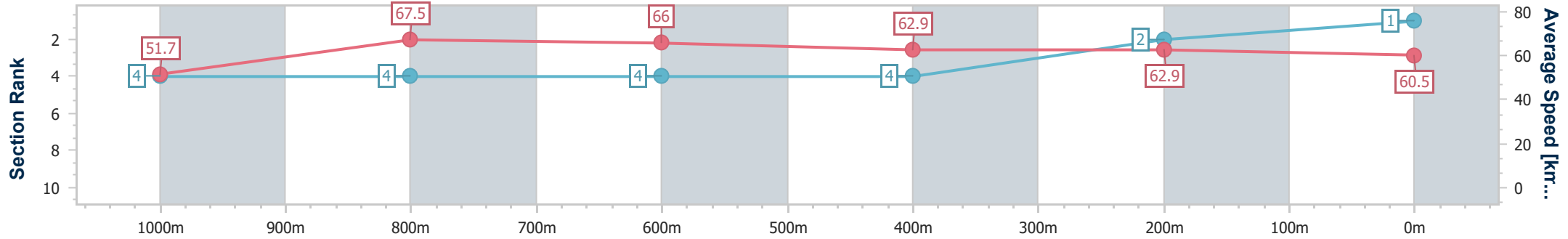
Race 4: RIVER 94.9FM Maiden Handicap - 1200m

07 November 2024 - 14:42



Track Rating: Good 4, Weather: Fine, Rail Position: +10m Entire

Section	Overall	1000m	800m	600m	400m	200m
Section Times	1:10.04 [1] (0:13.93)	0:56.11 [4] (0:10.66)	0:45.45 [4] (0:10.78)	0:34.67 [4] (0:11.38)	0:23.29 [4] (0:11.39)	0:11.90 [2] (0:11.90)
Average Speed [km/h]	51.7	67.5	66.0	62.9	62.9	60.5
Top Speed [km/h]	68.6	67.9	67.9	64.3	63.6	62.8
Avg. Dist. to Rail [m]	0.6	2.0	2.1	1.9	1.3	1.2
Avg. Stride Freq. [Hz]	2.2	2.3	2.2	2.2	2.2	2.1
Avg. Stride Length [m]	6.5	8.2	8.3	8.1	8.0	7.9



- [] Ranking at each section and finish
- .-.- No data available at this section
- NA No data available



Horse/Jockey Name	Brazen Act
Final Rank	2
Fastest Section Time (Section)	0:10.34 (1000m)
Top Speed [km/h] (Section)	71.1 (1000m)
Race State	Finished



Ipswich QLD Professional

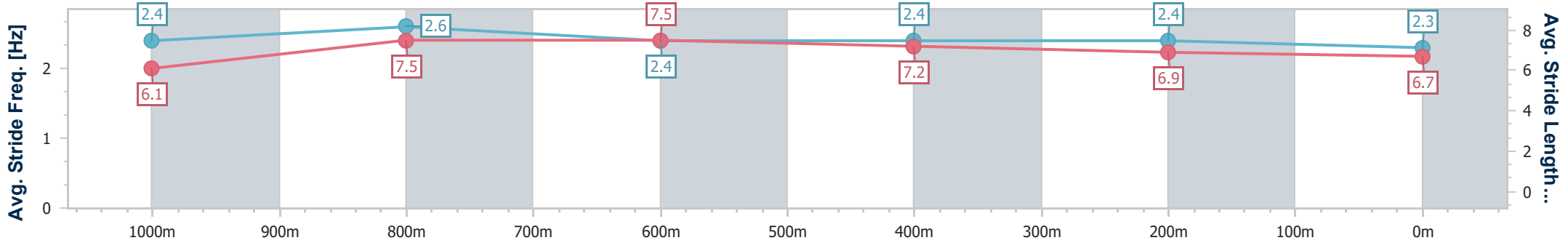
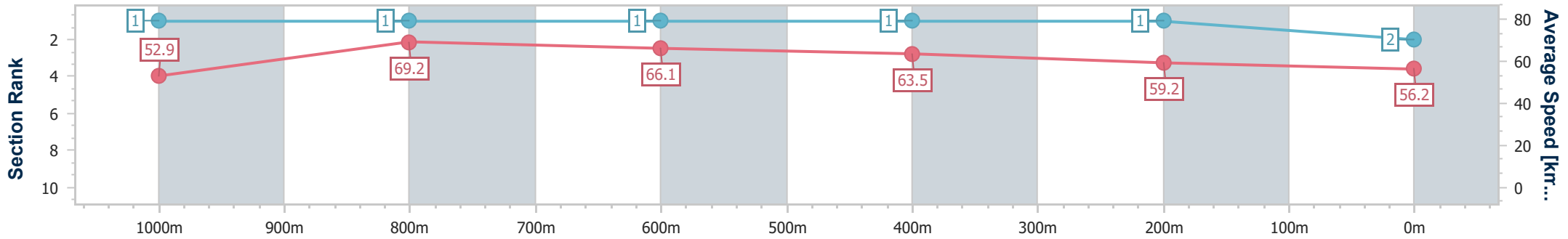
Race 4: RIVER 94.9FM Maiden Handicap - 1200m

07 November 2024 - 14:42



Track Rating: Good 4, Weather: Fine, Rail Position: +10m Entire

Section	Overall	1000m	800m	600m	400m	200m
Section Times	1:10.72 [2] (0:13.62)	0:57.10 [1] (0:10.34)	0:46.76 [1] (0:10.77)	0:35.99 [1] (0:11.19)	0:24.80 [1] (0:11.99)	0:12.81 [1] (0:12.81)
Average Speed [km/h]	52.9	69.2	66.1	63.5	59.2	56.2
Top Speed [km/h]	70.1	71.1	67.5	65.0	61.1	59.1
Avg. Dist. to Rail [m]	6.1	2.3	3.4	3.5	2.6	1.3
Avg. Stride Freq. [Hz]	2.4	2.6	2.4	2.4	2.4	2.3
Avg. Stride Length [m]	6.1	7.5	7.5	7.2	6.9	6.7



- [] Ranking at each section and finish
- .-.- No data available at this section
- NA No data available



Horse/Jockey Name	Materialist
Final Rank	3
Fastest Section Time (Section)	0:10.61 (1000m)
Top Speed [km/h] (Section)	68.1 (1000m)
Race State	Finished



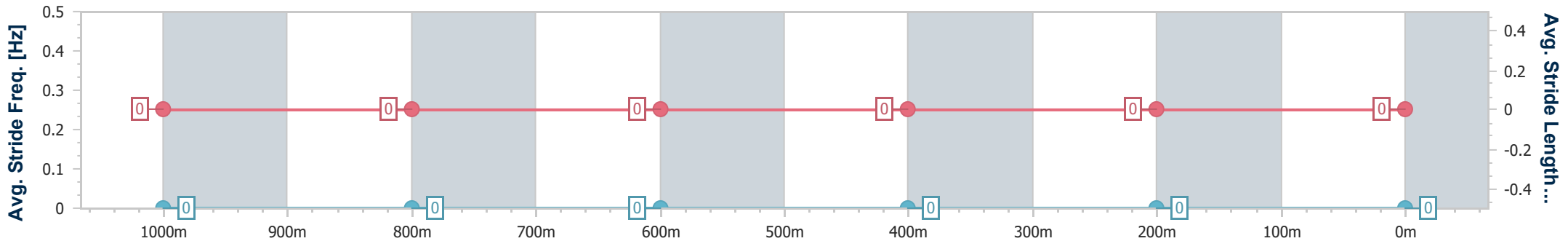
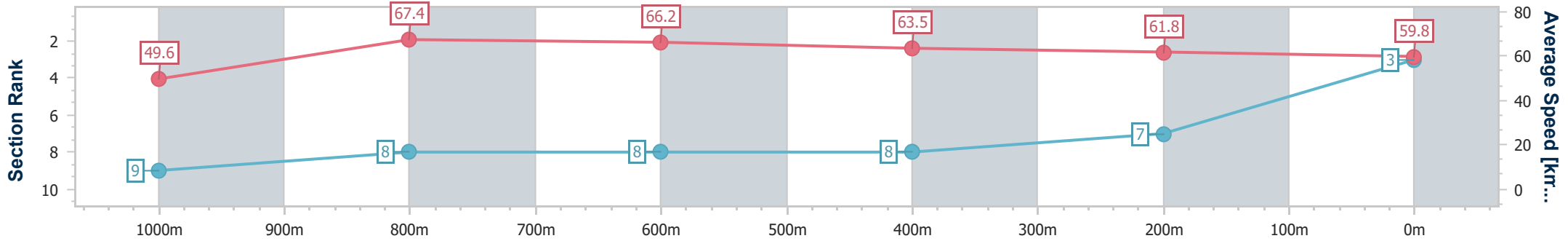
Ipswich QLD Professional
Race 4: RIVER 94.9FM Maiden Handicap - 1200m



07 November 2024 - 14:42

Track Rating: Good 4, Weather: Fine, Rail Position: +10m Entire

Section	Overall	1000m	800m	600m	400m	200m
Section Times	1:10.81 [3] (0:14.57)	0:56.24 [9] (0:10.61)	0:45.63 [8] (0:10.80)	0:34.83 [8] (0:11.16)	0:23.67 [8] (0:11.58)	0:12.09 [7] (0:12.09)
Average Speed [km/h]	49.6	67.4	66.2	63.5	61.8	59.8
Top Speed [km/h]	67.9	68.1	67.6	64.9	62.6	61.8
Avg. Dist. to Rail [m]	2.7	1.4	2.6	3.0	1.2	0.2
Avg. Stride Freq. [Hz]	--	--	--	--	--	--
Avg. Stride Length [m]	--	--	--	--	--	--



- [] Ranking at each section and finish
- No data available at this section
- NA No data available



Horse/Jockey Name	Jacks And Soda
Final Rank	4
Fastest Section Time (Section)	0:10.51 (1000m)
Top Speed [km/h] (Section)	69.0 (Overall)
Race State	Finished



Ipswich QLD Professional

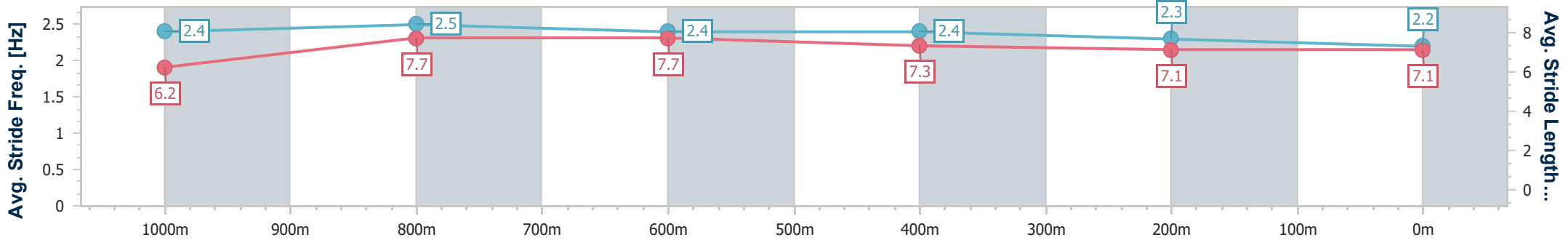
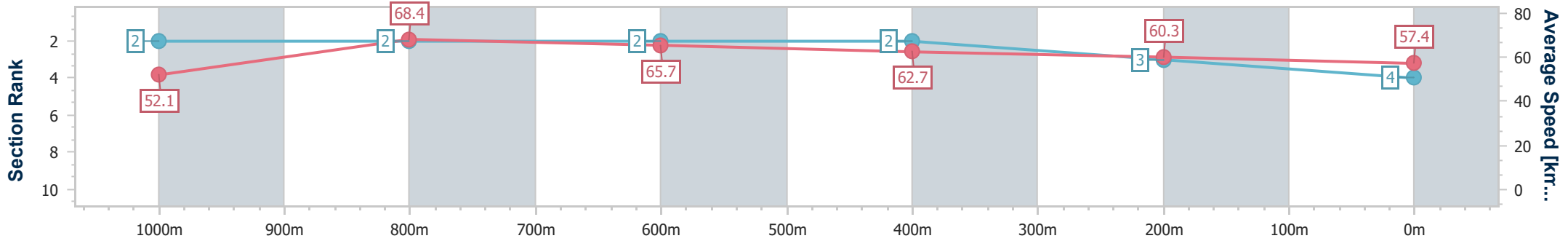
Race 4: RIVER 94.9FM Maiden Handicap - 1200m

07 November 2024 - 14:42



Track Rating: Good 4, Weather: Fine, Rail Position: +10m Entire

Section	Overall	1000m	800m	600m	400m	200m
Section Times	1:10.84 [4] (0:13.77)	0:57.07 [2] (0:10.51)	0:46.56 [2] (0:10.84)	0:35.72 [2] (0:11.34)	0:24.38 [2] (0:11.86)	0:12.52 [3] (0:12.52)
Average Speed [km/h]	52.1	68.4	65.7	62.7	60.3	57.4
Top Speed [km/h]	69.0	69.0	67.3	64.3	62.3	59.4
Avg. Dist. to Rail [m]	1.8	1.6	2.8	2.9	1.6	0.6
Avg. Stride Freq. [Hz]	2.4	2.5	2.4	2.4	2.3	2.2
Avg. Stride Length [m]	6.2	7.7	7.7	7.3	7.1	7.1



- [] Ranking at each section and finish
- .-.- No data available at this section
- NA No data available



Horse/Jockey Name	Has Bean
Final Rank	5
Fastest Section Time (Section)	0:10.70 (1000m)
Top Speed [km/h] (Section)	68.5 (1000m)
Race State	Finished



Ipswich QLD Professional

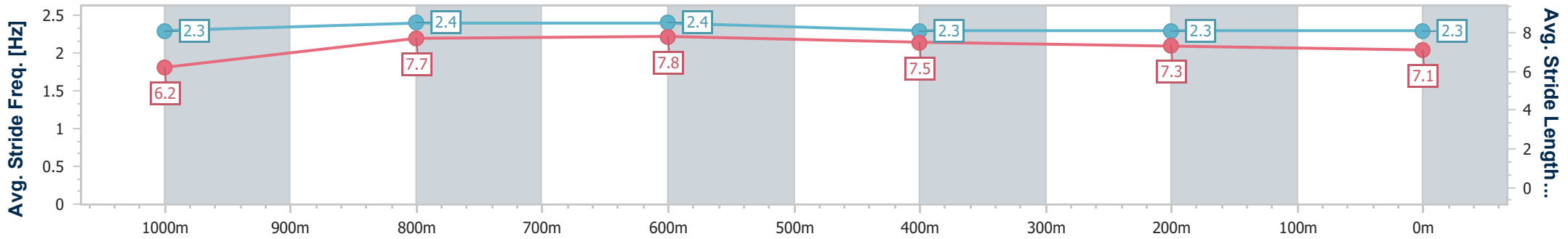
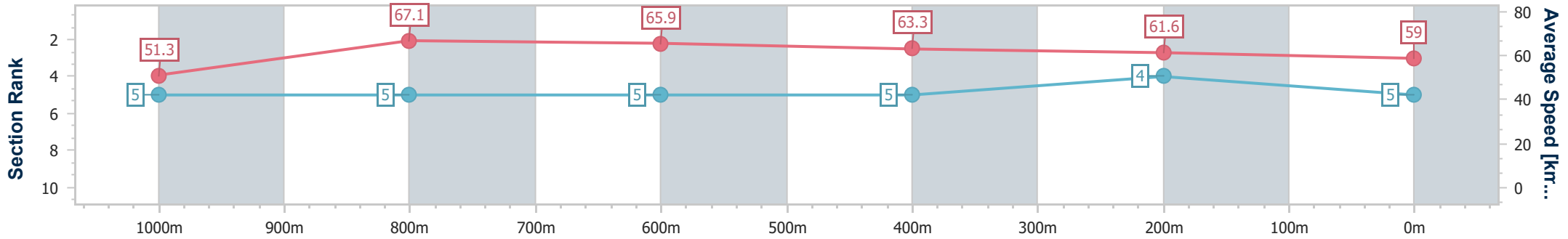
Race 4: RIVER 94.9FM Maiden Handicap - 1200m

07 November 2024 - 14:42



Track Rating: Good 4, Weather: Fine, Rail Position: +10m Entire

Section	Overall	1000m	800m	600m	400m	200m
Section Times	1:10.85 [5] (0:14.05)	0:56.80 [5] (0:10.70)	0:46.10 [5] (0:10.88)	0:35.22 [5] (0:11.31)	0:23.91 [5] (0:11.73)	0:12.18 [4] (0:12.18)
Average Speed [km/h]	51.3	67.1	65.9	63.3	61.6	59.0
Top Speed [km/h]	66.9	68.5	66.8	65.8	63.0	60.1
Avg. Dist. to Rail [m]	3.2	0.7	1.6	1.1	1.4	2.9
Avg. Stride Freq. [Hz]	2.3	2.4	2.4	2.3	2.3	2.3
Avg. Stride Length [m]	6.2	7.7	7.8	7.5	7.3	7.1



- [] Ranking at each section and finish
- .-.- No data available at this section
- NA No data available



Horse/Jockey Name	Ucelle
Final Rank	6
Fastest Section Time (Section)	0:10.75 (1000m)
Top Speed [km/h] (Section)	68.3 (1000m)
Race State	Finished



Ipswich QLD Professional

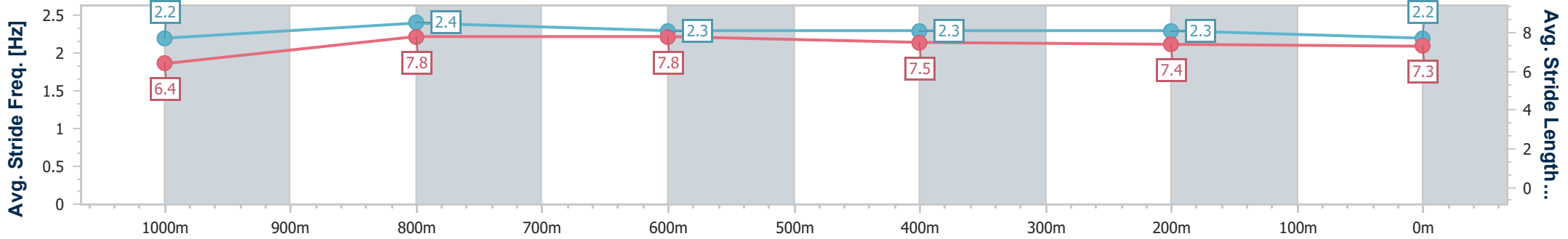
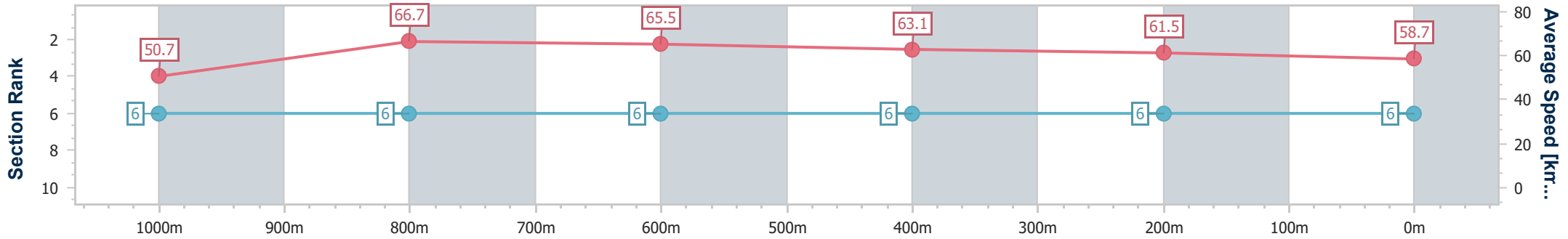
Race 4: RIVER 94.9FM Maiden Handicap - 1200m

07 November 2024 - 14:42



Track Rating: Good 4, Weather: Fine, Rail Position: +10m Entire

Section	Overall	1000m	800m	600m	400m	200m
Section Times	1:10.98 [6] (0:14.21)	0:56.77 [6] (0:10.75)	0:46.02 [6] (0:10.87)	0:35.15 [6] (0:11.27)	0:23.88 [6] (0:11.62)	0:12.26 [6] (0:12.26)
Average Speed [km/h]	50.7	66.7	65.5	63.1	61.5	58.7
Top Speed [km/h]	68.2	68.3	66.6	65.2	62.1	60.9
Avg. Dist. to Rail [m]	1.0	2.1	2.7	2.9	2.5	1.5
Avg. Stride Freq. [Hz]	2.2	2.4	2.3	2.3	2.3	2.2
Avg. Stride Length [m]	6.4	7.8	7.8	7.5	7.4	7.3



- [] Ranking at each section and finish
- .-.- No data available at this section
- NA No data available



Horse/Jockey Name	Hydros
Final Rank	7
Fastest Section Time (Section)	0:10.81 (1000m)
Top Speed [km/h] (Section)	67.1 (800m)
Race State	Finished



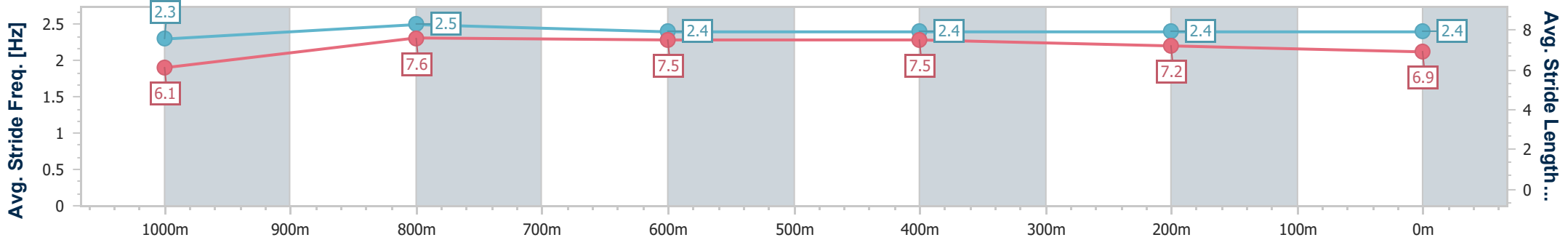
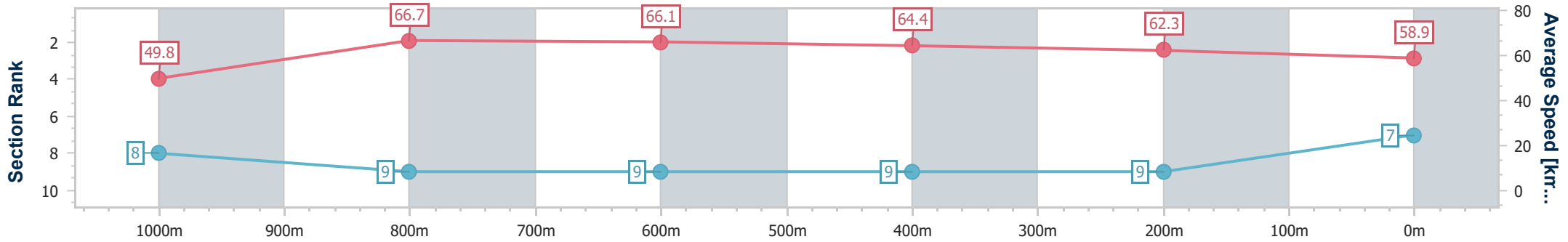
Ipswich QLD Professional
Race 4: RIVER 94.9FM Maiden Handicap - 1200m



07 November 2024 - 14:42

Track Rating: Good 4, Weather: Fine, Rail Position: +10m Entire

Section	Overall	1000m	800m	600m	400m	200m
Section Times	1:11.03 [7] (0:14.47)	0:56.56 [8] (0:10.81)	0:45.75 [9] (0:10.82)	0:34.93 [9] (0:11.13)	0:23.80 [9] (0:11.58)	0:12.22 [9] (0:12.22)
Average Speed [km/h]	49.8	66.7	66.1	64.4	62.3	58.9
Top Speed [km/h]	66.3	66.9	67.1	65.0	64.0	61.6
Avg. Dist. to Rail [m]	2.6	0.4	1.0	1.1	1.5	4.4
Avg. Stride Freq. [Hz]	2.3	2.5	2.4	2.4	2.4	2.4
Avg. Stride Length [m]	6.1	7.6	7.5	7.5	7.2	6.9



- [] Ranking at each section and finish
- .-.- No data available at this section
- NA No data available



Horse/Jockey Name	Avior
Final Rank	8
Fastest Section Time (Section)	0:10.58 (1000m)
Top Speed [km/h] (Section)	69.7 (1000m)
Race State	Finished



Ipswich QLD Professional

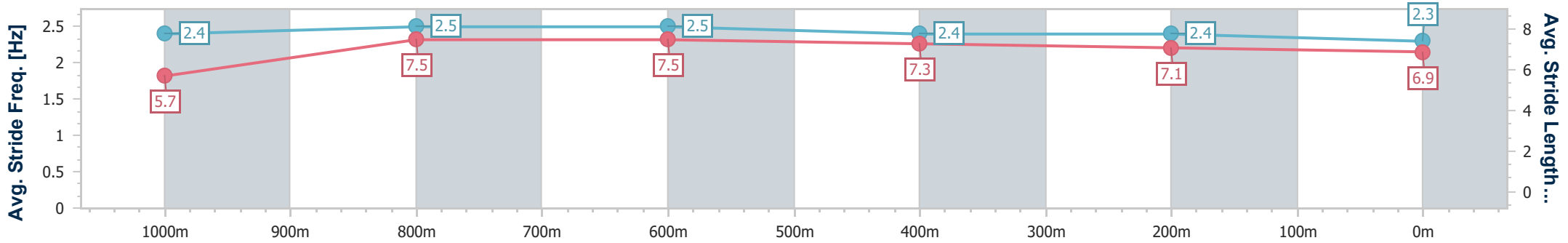
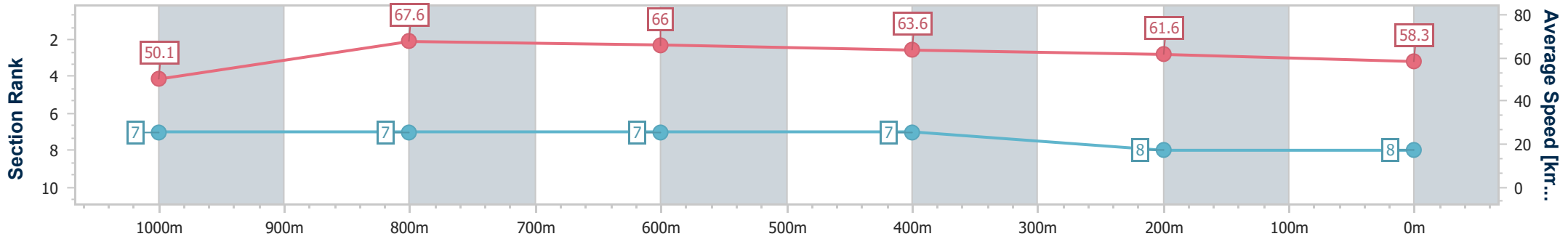
Race 4: RIVER 94.9FM Maiden Handicap - 1200m

07 November 2024 - 14:42



Track Rating: Good 4, Weather: Fine, Rail Position: +10m Entire

Section	Overall	1000m	800m	600m	400m	200m
Section Times	1:11.15 [8] (0:14.44)	0:56.71 [7] (0:10.58)	0:46.13 [7] (0:10.87)	0:35.26 [7] (0:11.25)	0:24.01 [7] (0:11.63)	0:12.38 [8] (0:12.38)
Average Speed [km/h]	50.1	67.6	66.0	63.6	61.6	58.3
Top Speed [km/h]	69.3	69.7	67.0	64.7	63.3	59.6
Avg. Dist. to Rail [m]	3.5	1.2	1.8	1.4	0.7	1.2
Avg. Stride Freq. [Hz]	2.4	2.5	2.5	2.4	2.4	2.3
Avg. Stride Length [m]	5.7	7.5	7.5	7.3	7.1	6.9



- [] Ranking at each section and finish
- .-.- No data available at this section
- NA No data available



Horse/Jockey Name	Alontro
Final Rank	9
Fastest Section Time (Section)	0:10.51 (1000m)
Top Speed [km/h] (Section)	69.8 (1000m)
Race State	Finished



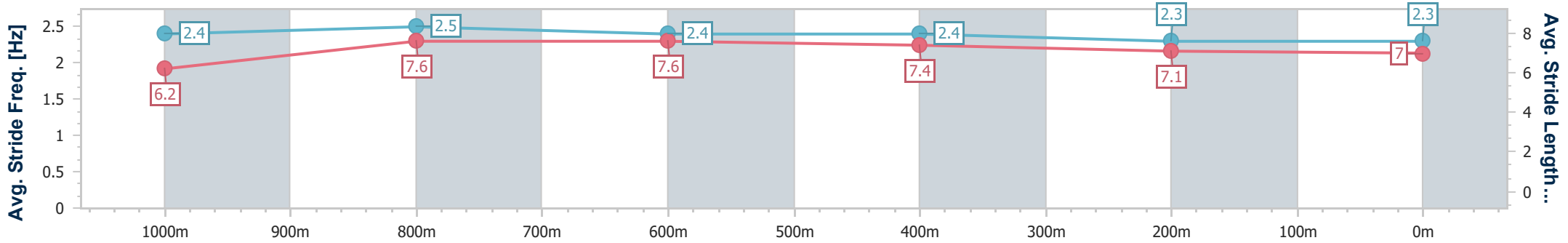
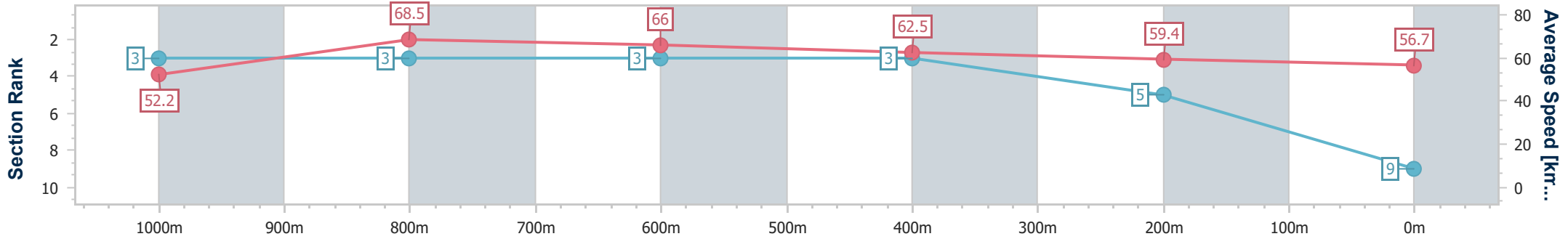
Ipswich QLD Professional
Race 4: RIVER 94.9FM Maiden Handicap - 1200m



07 November 2024 - 14:42

Track Rating: Good 4, Weather: Fine, Rail Position: +10m Entire

Section	Overall	1000m	800m	600m	400m	200m
Section Times	1:11.38 [9] (0:13.79)	0:57.59 [3] (0:10.51)	0:47.08 [3] (0:10.83)	0:36.25 [3] (0:11.47)	0:24.78 [3] (0:12.11)	0:12.67 [5]
Average Speed [km/h]	52.2	68.5	66.0	62.5	59.4	56.7
Top Speed [km/h]	69.4	69.8	68.2	63.9	61.2	58.4
Avg. Dist. to Rail [m]	4.3	1.2	1.6	1.6	1.1	3.2
Avg. Stride Freq. [Hz]	2.4	2.5	2.4	2.4	2.3	2.3
Avg. Stride Length [m]	6.2	7.6	7.6	7.4	7.1	7.0



- [] Ranking at each section and finish
- .-.- No data available at this section
- NA No data available



Ipswich QLD Professional
Race 5: SPRING RACES 16 NOVEMBER BENCHMARK 60 Handicap - 2210m
 07 November 2024 - 15:22



Track Rating: Good 4, Weather: Fine, Rail Position: +10m Entire

Section		Overall	2000m	1800m	1600m	1400m	1200m	1000m	Last 600m				
Field Times		2:16.81 (0:15.18)	2:01.63 (0:11.33)	1:50.30 (0:11.91)	1:38.39 (0:12.55)	1:25.84 (0:12.58)	1:13.26 (0:12.45)	1:00.81 (0:12.58)	0:36.27				
Rank	TAB Horse/Jockey	Barrier	Top Speed [km/h]	Fastest Section									Distance Travelled [m]
1	8 JUMEIRAH TRIANGLE Jake Bayliss	5	63.9 800m	0:11.53 800m	2:16.81 [1] (0:15.74)	2:01.07 [7] (0:11.58)	1:49.49 [7] (0:12.01)	1:37.48 [7] (0:12.46)	1:25.02 [7] (0:12.50)	1:12.52 [7] (0:12.69)	0:59.83 [7] (0:12.38)	0:35.92	
2	6 DESHORENTE Robbie Dolan	1	64.9 2000m	0:11.46 2000m	2:17.01 [2] (0:15.47)	2:01.54 [5] (0:11.46)	1:50.08 [4] (0:11.99)	1:38.09 [4] (0:12.51)	1:25.58 [5] (0:12.44)	1:13.14 [3] (0:12.56)	1:00.58 [3] (0:12.45)	0:36.45	-3
3	7 TERMITE Amy Graham	7	62.9 2000m	0:11.59 2000m	2:17.09 [3] (0:15.99)	2:01.10 [8] (0:11.59)	1:49.51 [8] (0:12.11)	1:37.40 [8] (0:12.40)	1:25.00 [8] (0:12.48)	1:12.52 [8] (0:12.65)	0:59.87 [8] (0:12.29)	0:35.85	-3
4	2 ACES UP Samantha Collett	4	65.4 2000m	0:11.27 2000m	2:17.56 [4] (0:15.28)	2:02.28 [2] (0:11.27)	1:51.01 [2] (0:11.87)	1:39.14 [1] (0:12.55)	1:26.59 [1] (0:12.58)	1:14.01 [1] (0:12.45)	1:01.56 [1] (0:12.58)	0:37.02	-10
5	3 NEW WORLD TAPESTRY Jackson Morris	8	65.8 2000m	0:11.38 2000m	2:17.89 [5] (0:15.36)	2:02.53 [3] (0:11.38)	1:51.15 [3] (0:12.13)	1:39.02 [3] (0:12.51)	1:26.51 [3] (0:12.58)	1:13.93 [4] (0:12.58)	1:01.35 [4] (0:12.41)	0:36.97	-12
6	1 EL ASTEROID Rikki Jamieson	6	66.1 Overall	0:11.33 2000m	2:18.35 [6] (0:15.18)	2:03.17 [1] (0:11.33)	1:51.84 [1] (0:11.97)	1:39.87 [2] (0:12.61)	1:27.26 [2] (0:12.61)	1:14.65 [2] (0:12.42)	1:02.23 [2] (0:12.61)	0:37.67	-5
7	4 TAVIESLASS Chelsea Baker	2	63.1 Overall	0:11.56 2000m	2:18.80 [7] (0:15.45)	2:03.35 [4] (0:11.56)	1:51.79 [5] (0:11.97)	1:39.82 [5] (0:12.41)	1:27.41 [4] (0:12.73)	1:14.68 [5] (0:12.59)	1:02.09 [5] (0:12.44)	0:37.84	-2
8	5 LISSARO Jason Taylor	3	62.8 2000m	0:11.57 2000m	2:19.35 [8] (0:15.72)	2:03.63 [6] (0:11.57)	1:52.06 [6] (0:11.99)	1:40.07 [6] (0:12.48)	1:27.59 [6] (0:12.44)	1:15.15 [6] (0:12.65)	1:02.50 [6] (0:12.39)	0:38.20	-8

[] Ranking at each section and finish
 -:-:- No data available at this section
 NA No data available

SCN Saddle cloth number
 DNF Did not finish
 DNT Did not track



Ipswich QLD Professional
Race 5: SPRING RACES 16 NOVEMBER BENCHMARK 60 Handicap - 2210m
 07 November 2024 - 15:22



Track Rating: Good 4, Weather: Fine, Rail Position: +10m Entire

Section						800m	600m	400m	200m	Last 600m		
Field Times						0:48.23 (0:11.96)	0:36.27 (0:11.61)	0:24.66 (0:12.13)	0:12.53 (0:12.53)	0:36.27		
Rank	TAB	Horse/Jockey	Barrier	Top Speed [km/h]	Fastest Section					Margin	Distance Travelled [m]	
1	8	JUMEIRAH TRIANGLE Jake Bayliss	5	63.9 800m	0:11.53 800m	0:47.45 [7] (0:11.53)	0:35.92 [4] (0:11.56)	0:24.36 [3] (0:11.85)	0:12.51 [2] (0:12.51)	2:16.81	0:35.92	
2	6	DESHORENTE Robbie Dolan	1	64.9 2000m	0:11.46 2000m	0:48.13 [3] (0:11.68)	0:36.45 [2] (0:11.61)	0:24.84 [2] (0:12.11)	0:12.73 [1] (0:12.73)	1.15L	0:36.45	-3
3	7	TERMITE Amy Graham	7	62.9 2000m	0:11.59 2000m	0:47.58 [8] (0:11.73)	0:35.85 [8] (0:11.61)	0:24.24 [5] (0:11.95)	0:12.29 [4] (0:12.29)	1.62L	0:35.85	-3
4	2	ACES UP Samantha Collett	4	65.4 2000m	0:11.27 2000m	0:48.98 [1] (0:11.96)	0:37.02 [1] (0:11.61)	0:25.41 [1] (0:12.26)	0:13.15 [3] (0:13.15)	4.36L	0:37.02	-10
5	3	NEW WORLD TAPESTRY Jackson Morris	8	65.8 2000m	0:11.38 2000m	0:48.94 [4] (0:11.97)	0:36.97 [5] (0:11.99)	0:24.98 [6] (0:12.32)	0:12.66 [6] (0:12.66)	6.34L	0:36.97	-12
6	1	EL ASTEROID Rikki Jamieson	6	66.1 Overall	0:11.33 2000m	0:49.62 [2] (0:11.95)	0:37.67 [3] (0:11.98)	0:25.69 [4] (0:12.53)	0:13.16 [5] (0:13.16)	9.01L	0:37.67	-5
7	4	TAVIESLASS Chelsea Baker	2	63.1 Overall	0:11.56 2000m	0:49.65 [5] (0:11.81)	0:37.84 [6] (0:12.01)	0:25.83 [7] (0:12.52)	0:13.31 [7] (0:13.31)	11.69L	0:37.84	-2
8	5	LISSARO Jason Taylor	3	62.8 2000m	0:11.57 2000m	0:50.11 [6] (0:11.91)	0:38.20 [7] (0:12.07)	0:26.13 [8] (0:12.64)	0:13.49 [8] (0:13.49)	14.91L	0:38.20	-8

[] Ranking at each section and finish
 -:-:- No data available at this section
 NA No data available

SCN Saddle cloth number
 DNF Did not finish
 DNT Did not track



Horse/Jockey Name	Jumeirah Triangle
Final Rank	1
Fastest Section Time (Section)	0:11.53 (800m)
Top Speed [km/h] (Section)	63.9 (800m)
Race State	Finished



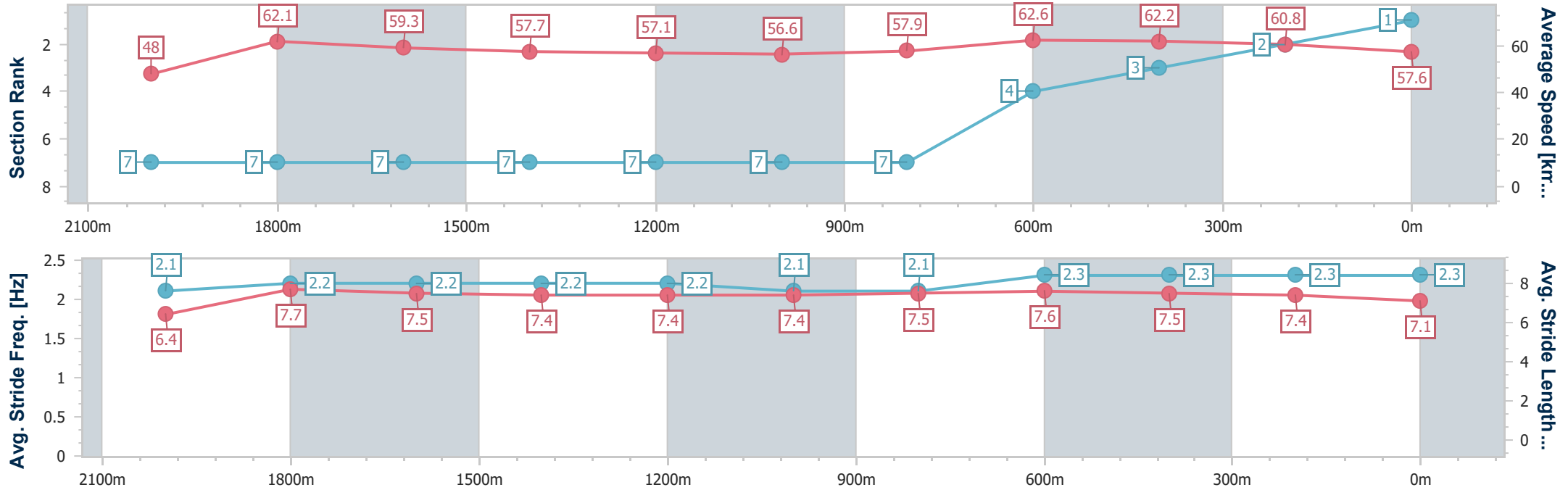
Ipswich QLD Professional
 Race 5: SPRING RACES 16 NOVEMBER BENCHMARK 60
 Handicap - 2210m



07 November 2024 - 15:22

Track Rating: Good 4, Weather: Fine, Rail Position: +10m Entire

Section	Overall	2000m	1800m	1600m	1400m	1200m	1000m	800m	600m	400m	200m
Section Times	2:16.81 [1] (0:15.74)	2:01.07 [7] (0:11.58)	1:49.49 [7] (0:12.01)	1:37.48 [7] (0:12.46)	1:25.02 [7] (0:12.50)	1:12.52 [7] (0:12.69)	0:59.83 [7] (0:12.38)	0:47.45 [7] (0:11.53)	0:35.92 [4] (0:11.56)	0:24.36 [3] (0:11.85)	0:12.51 [2] (0:12.51)
Average Speed [km/h]	48.0	62.1	59.3	57.7	57.1	56.6	57.9	62.6	62.2	60.8	57.6
Top Speed [km/h]	62.9	63.9	60.7	58.4	58.3	58.0	59.0	63.9	63.9	61.9	60.4
Avg. Dist. to Rail [m]	2.4	1.4	1.6	1.7	1.6	0.8	0.4	0.2	0.4	0.6	0.9
Avg. Stride Freq. [Hz]	2.1	2.2	2.2	2.2	2.2	2.1	2.1	2.3	2.3	2.3	2.3
Avg. Stride Length [m]	6.4	7.7	7.5	7.4	7.4	7.4	7.5	7.6	7.5	7.4	7.1



- [] Ranking at each section and finish
- .-.- No data available at this section
- NA No data available



Horse/Jockey Name	Deshorente
Final Rank	2
Fastest Section Time (Section)	0:11.46 (2000m)
Top Speed [km/h] (Section)	64.9 (2000m)
Race State	Finished



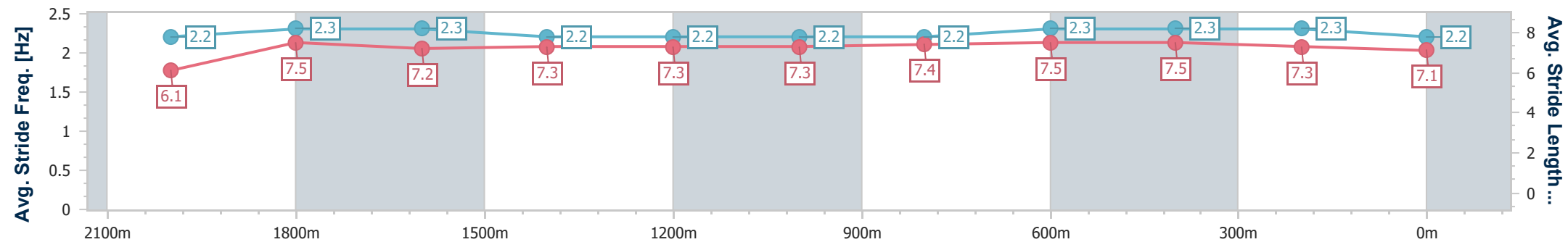
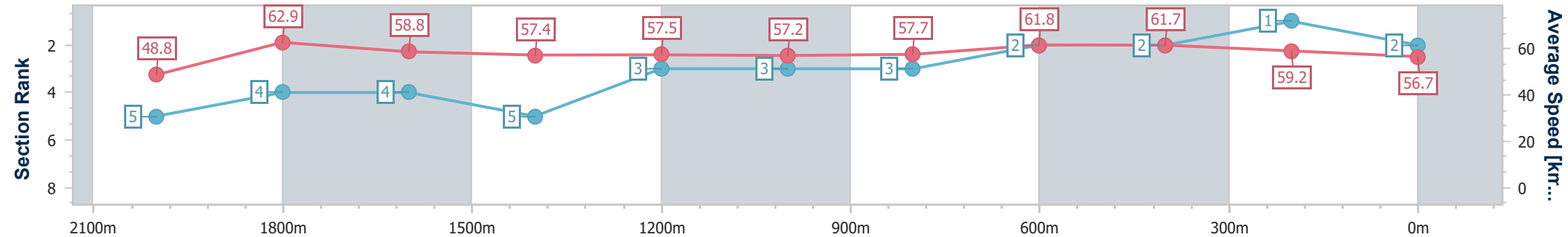
Ipswich QLD Professional
 Race 5: SPRING RACES 16 NOVEMBER BENCHMARK 60
 Handicap - 2210m



07 November 2024 - 15:22

Track Rating: Good 4, Weather: Fine, Rail Position: +10m Entire

Section	Overall	2000m	1800m	1600m	1400m	1200m	1000m	800m	600m	400m	200m
Section Times	2:17.01 [2] (0:15.47)	2:01.54 [5] (0:11.46)	1:50.08 [4] (0:11.99)	1:38.09 [4] (0:12.51)	1:25.58 [5] (0:12.44)	1:13.14 [3] (0:12.56)	1:00.58 [3] (0:12.45)	0:48.13 [3] (0:11.68)	0:36.45 [2] (0:11.61)	0:24.84 [2] (0:12.11)	0:12.73 [1] (0:12.73)
Average Speed [km/h]	48.8	62.9	58.8	57.4	57.5	57.2	57.7	61.8	61.7	59.2	56.7
Top Speed [km/h]	63.2	64.9	60.6	58.4	58.4	57.9	58.7	63.1	62.6	61.0	59.4
Avg. Dist. to Rail [m]	2.1	3.0	2.1	2.1	1.4	0.7	0.5	0.4	0.9	1.0	2.3
Avg. Stride Freq. [Hz]	2.2	2.3	2.3	2.2	2.2	2.2	2.2	2.3	2.3	2.3	2.2
Avg. Stride Length [m]	6.1	7.5	7.2	7.3	7.3	7.3	7.4	7.5	7.5	7.3	7.1



- [] Ranking at each section and finish
- .-.- No data available at this section
- NA No data available



Horse/Jockey Name	Termite
Final Rank	3
Fastest Section Time (Section)	0:11.59 (2000m)
Top Speed [km/h] (Section)	62.9 (2000m)
Race State	Finished



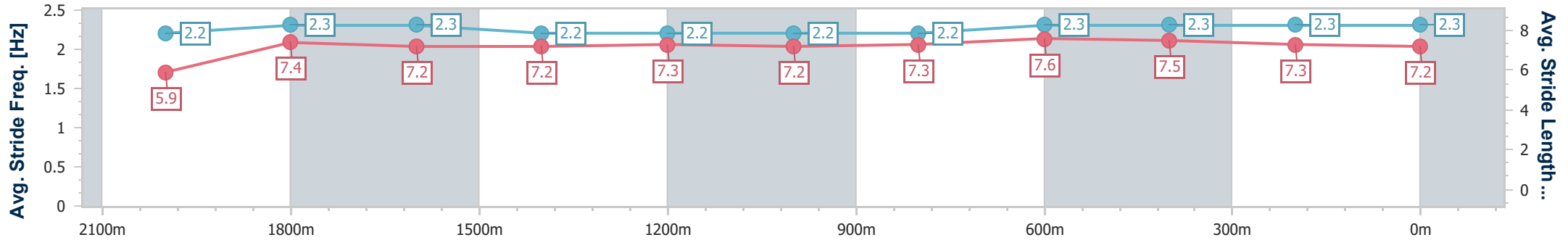
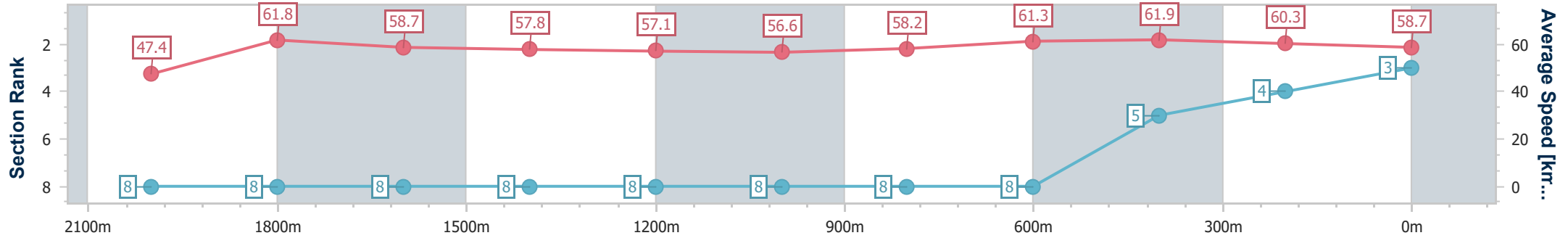
Ipswich QLD Professional
Race 5: SPRING RACES 16 NOVEMBER BENCHMARK 60
Handicap - 2210m



07 November 2024 - 15:22

Track Rating: Good 4, Weather: Fine, Rail Position: +10m Entire

Section	Overall	2000m	1800m	1600m	1400m	1200m	1000m	800m	600m	400m	200m
Section Times	2:17.09 [3] (0:15.99)	2:01.10 [8] (0:11.59)	1:49.51 [8] (0:12.11)	1:37.40 [8] (0:12.40)	1:25.00 [8] (0:12.48)	1:12.52 [8] (0:12.65)	0:59.87 [8] (0:12.29)	0:47.58 [8] (0:11.73)	0:35.85 [8] (0:11.61)	0:24.24 [5] (0:11.95)	0:12.29 [4] (0:12.29)
Average Speed [km/h]	47.4	61.8	58.7	57.8	57.1	56.6	58.2	61.3	61.9	60.3	58.7
Top Speed [km/h]	61.6	62.9	60.0	59.3	58.7	58.6	59.2	62.5	62.8	61.7	60.2
Avg. Dist. to Rail [m]	3.7	1.3	2.2	2.6	2.4	1.6	1.4	0.7	0.4	1.2	1.5
Avg. Stride Freq. [Hz]	2.2	2.3	2.3	2.2	2.2	2.2	2.2	2.3	2.3	2.3	2.3
Avg. Stride Length [m]	5.9	7.4	7.2	7.2	7.3	7.2	7.3	7.6	7.5	7.3	7.2



- [] Ranking at each section and finish
- .-.- No data available at this section
- NA No data available



Horse/Jockey Name	Aces Up
Final Rank	4
Fastest Section Time (Section)	0:11.27 (2000m)
Top Speed [km/h] (Section)	65.4 (2000m)
Race State	Finished



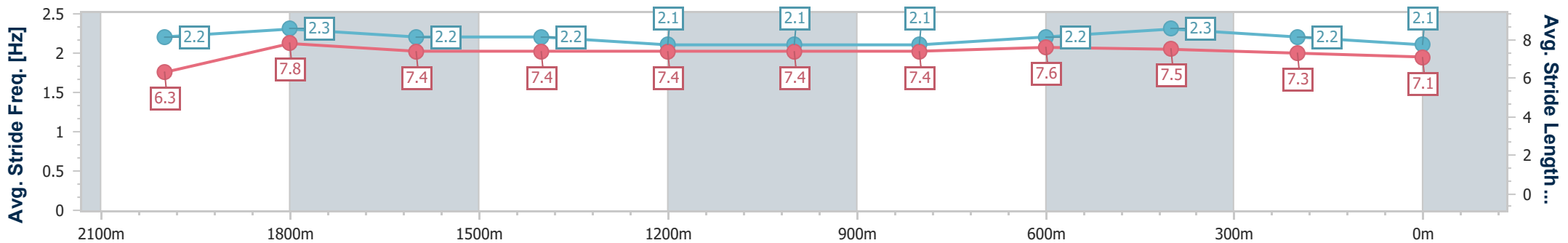
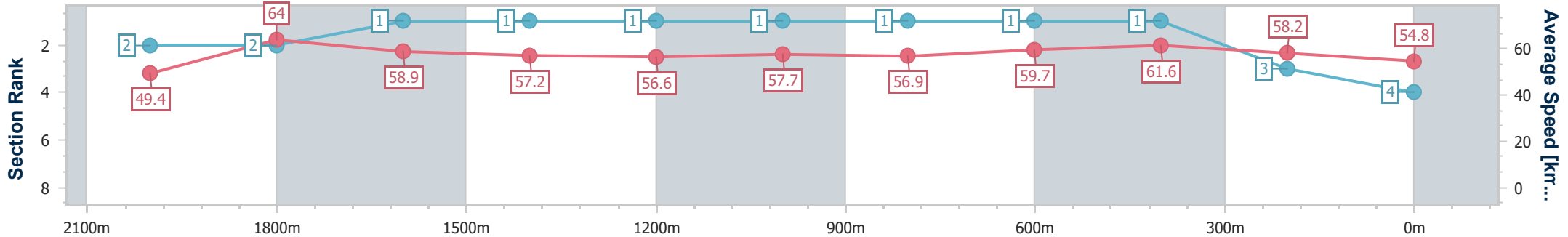
Ipswich QLD Professional
Race 5: SPRING RACES 16 NOVEMBER BENCHMARK 60
Handicap - 2210m



07 November 2024 - 15:22

Track Rating: Good 4, Weather: Fine, Rail Position: +10m Entire

Section	Overall	2000m	1800m	1600m	1400m	1200m	1000m	800m	600m	400m	200m
Section Times	2:17.56 [4] (0:15.28)	2:02.28 [2] (0:11.27)	1:51.01 [2] (0:11.87)	1:39.14 [1] (0:12.55)	1:26.59 [1] (0:12.58)	1:14.01 [1] (0:12.45)	1:01.56 [1] (0:12.58)	0:48.98 [1] (0:11.96)	0:37.02 [1] (0:11.61)	0:25.41 [1] (0:12.26)	0:13.15 [3] (0:13.15)
Average Speed [km/h]	49.4	64.0	58.9	57.2	56.6	57.7	56.9	59.7	61.6	58.2	54.8
Top Speed [km/h]	65.3	65.4	61.6	58.1	57.6	57.9	58.1	61.8	62.1	60.1	57.0
Avg. Dist. to Rail [m]	1.8	2.1	3.5	3.3	2.4	1.6	1.3	1.8	2.3	2.6	2.3
Avg. Stride Freq. [Hz]	2.2	2.3	2.2	2.2	2.1	2.1	2.1	2.2	2.3	2.2	2.1
Avg. Stride Length [m]	6.3	7.8	7.4	7.4	7.4	7.4	7.4	7.6	7.5	7.3	7.1



- [] Ranking at each section and finish
- .-.- No data available at this section
- NA No data available



Horse/Jockey Name	New World Tapestry
Final Rank	5
Fastest Section Time (Section)	0:11.38 (2000m)
Top Speed [km/h] (Section)	65.8 (2000m)
Race State	Finished



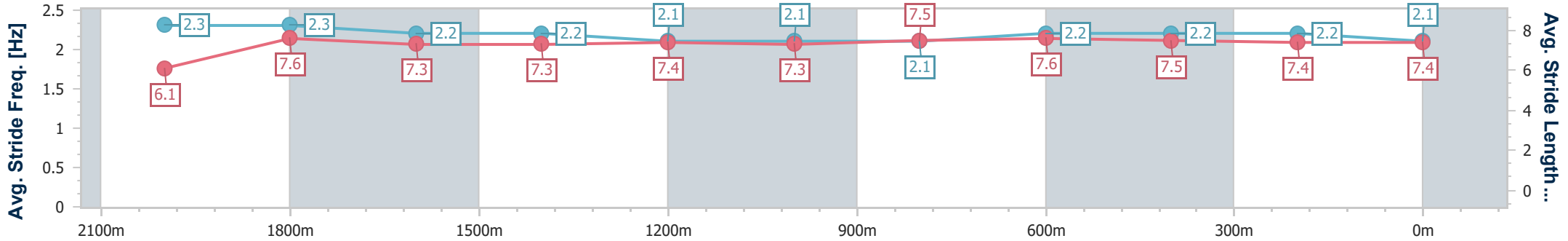
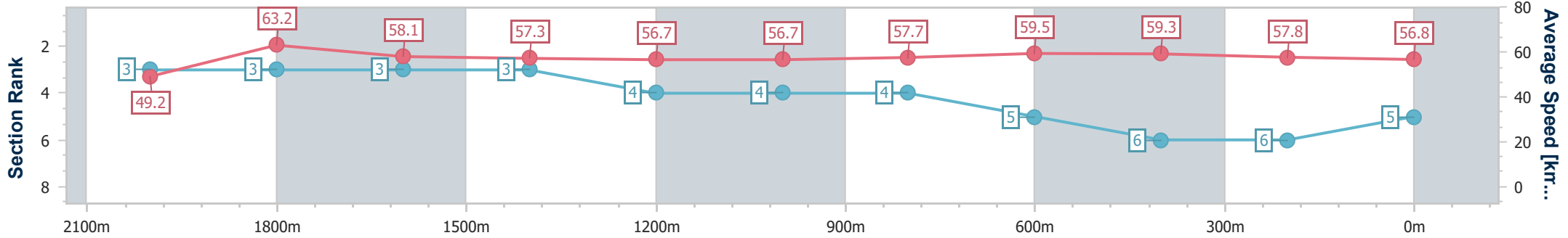
Ipswich QLD Professional
Race 5: SPRING RACES 16 NOVEMBER BENCHMARK 60
Handicap - 2210m



07 November 2024 - 15:22

Track Rating: Good 4, Weather: Fine, Rail Position: +10m Entire

Section	Overall	2000m	1800m	1600m	1400m	1200m	1000m	800m	600m	400m	200m
Section Times	2:17.89 [5] (0:15.36)	2:02.53 [3] (0:11.38)	1:51.15 [3] (0:12.13)	1:39.02 [3] (0:12.51)	1:26.51 [3] (0:12.58)	1:13.93 [4] (0:12.58)	1:01.35 [4] (0:12.41)	0:48.94 [4] (0:11.97)	0:36.97 [5] (0:11.99)	0:24.98 [6] (0:12.32)	0:12.66 [6] (0:12.66)
Average Speed [km/h]	49.2	63.2	58.1	57.3	56.7	56.7	57.7	59.5	59.3	57.8	56.8
Top Speed [km/h]	63.2	65.8	61.5	58.4	57.4	58.1	58.1	60.5	60.9	58.5	58.3
Avg. Dist. to Rail [m]	5.5	1.3	2.9	2.9	2.7	2.0	2.0	2.6	3.1	2.0	1.2
Avg. Stride Freq. [Hz]	2.3	2.3	2.2	2.2	2.1	2.1	2.1	2.2	2.2	2.2	2.1
Avg. Stride Length [m]	6.1	7.6	7.3	7.3	7.4	7.3	7.5	7.6	7.5	7.4	7.4



- [] Ranking at each section and finish
- .-.- No data available at this section
- NA No data available



Horse/Jockey Name	El Asteroid
Final Rank	6
Fastest Section Time (Section)	0:11.33 (2000m)
Top Speed [km/h] (Section)	66.1 (Overall)
Race State	Finished



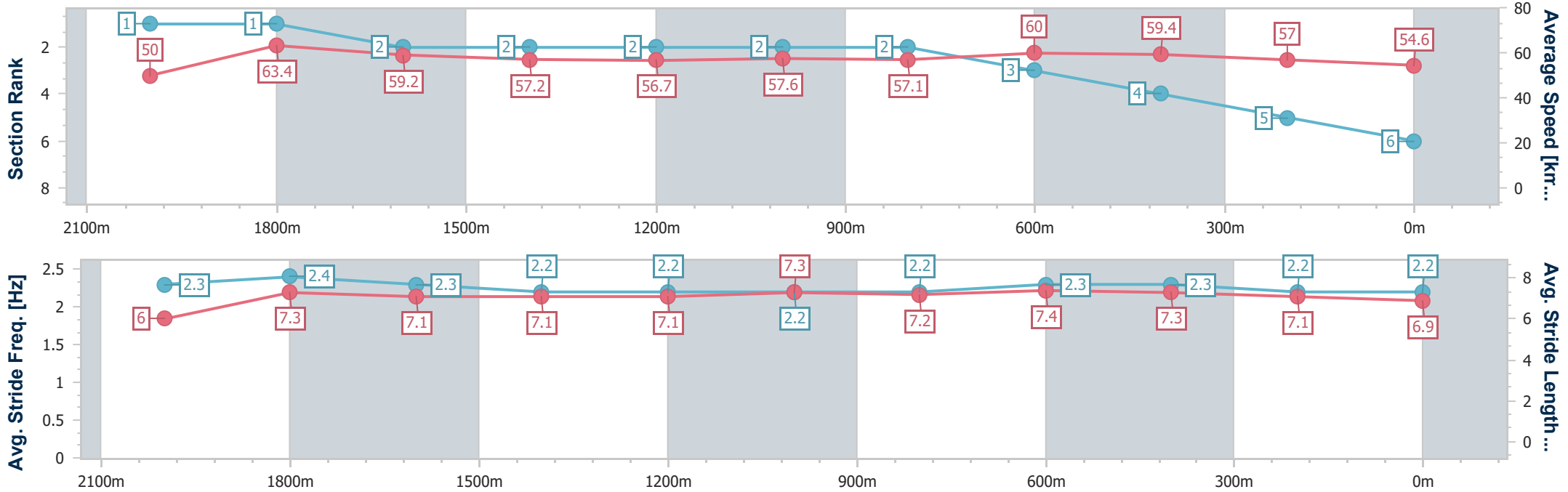
Ipswich QLD Professional
 Race 5: SPRING RACES 16 NOVEMBER BENCHMARK 60
 Handicap - 2210m



07 November 2024 - 15:22

Track Rating: Good 4, Weather: Fine, Rail Position: +10m Entire

Section	Overall	2000m	1800m	1600m	1400m	1200m	1000m	800m	600m	400m	200m
Section Times	2:18.35 [6] (0:15.18)	2:03.17 [1] (0:11.33)	1:51.84 [1] (0:11.97)	1:39.87 [2] (0:12.61)	1:27.26 [2] (0:12.61)	1:14.65 [2] (0:12.42)	1:02.23 [2] (0:12.61)	0:49.62 [2] (0:11.95)	0:37.67 [3] (0:11.98)	0:25.69 [4] (0:12.53)	0:13.16 [5] (0:13.16)
Average Speed [km/h]	50.0	63.4	59.2	57.2	56.7	57.6	57.1	60.0	59.4	57.0	54.6
Top Speed [km/h]	66.1	64.5	61.7	58.7	57.5	58.4	57.4	61.3	60.9	57.7	56.7
Avg. Dist. to Rail [m]	4.3	1.2	1.7	1.5	1.4	0.7	0.4	0.9	1.8	2.5	2.6
Avg. Stride Freq. [Hz]	2.3	2.4	2.3	2.2	2.2	2.2	2.2	2.3	2.3	2.2	2.2
Avg. Stride Length [m]	6.0	7.3	7.1	7.1	7.1	7.3	7.2	7.4	7.3	7.1	6.9



- [] Ranking at each section and finish
- .-.- No data available at this section
- NA No data available



Horse/Jockey Name	Tavieslass
Final Rank	7
Fastest Section Time (Section)	0:11.56 (2000m)
Top Speed [km/h] (Section)	63.1 (Overall)
Race State	Finished



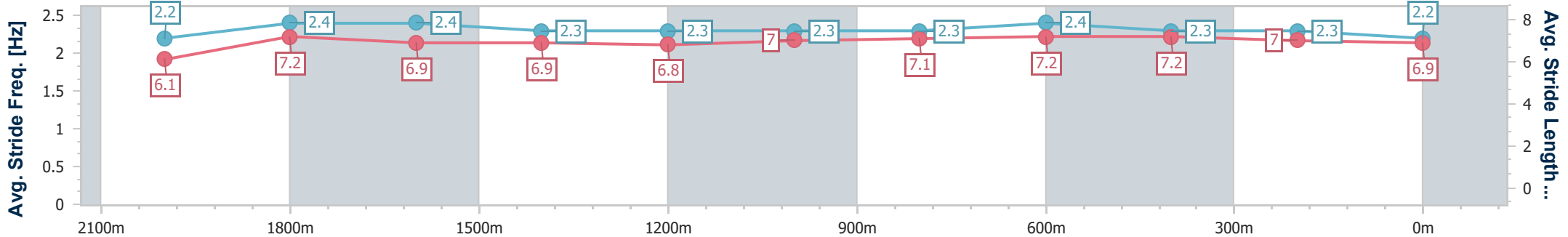
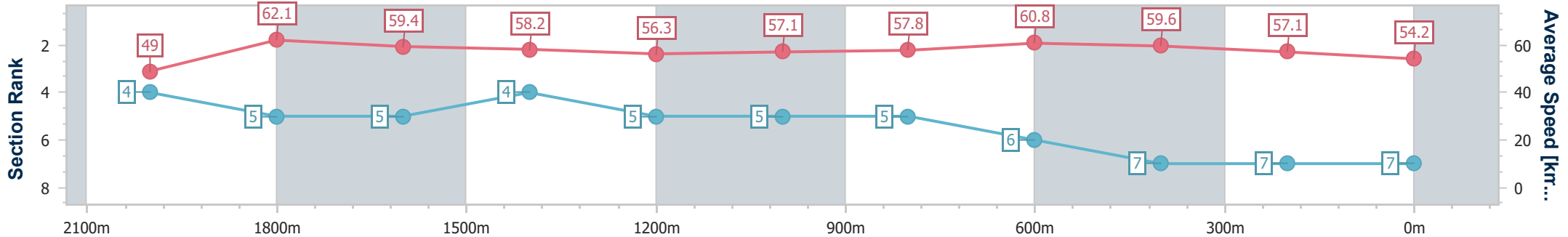
Ipswich QLD Professional
Race 5: SPRING RACES 16 NOVEMBER BENCHMARK 60
Handicap - 2210m



07 November 2024 - 15:22

Track Rating: Good 4, Weather: Fine, Rail Position: +10m Entire

Section	Overall	2000m	1800m	1600m	1400m	1200m	1000m	800m	600m	400m	200m
Section Times	2:18.80 [7] (0:15.45)	2:03.35 [4] (0:11.56)	1:51.79 [5] (0:11.97)	1:39.82 [5] (0:12.41)	1:27.41 [4] (0:12.73)	1:14.68 [5] (0:12.59)	1:02.09 [5] (0:12.44)	0:49.65 [5] (0:11.81)	0:37.84 [6] (0:12.01)	0:25.83 [7] (0:12.52)	0:13.31 [7] (0:13.31)
Average Speed [km/h]	49.0	62.1	59.4	58.2	56.3	57.1	57.8	60.8	59.6	57.1	54.2
Top Speed [km/h]	63.1	63.1	61.3	59.8	56.9	58.0	58.4	61.9	60.8	59.0	54.7
Avg. Dist. to Rail [m]	0.7	1.7	1.3	1.1	0.7	0.5	0.4	0.7	1.2	1.1	0.8
Avg. Stride Freq. [Hz]	2.2	2.4	2.4	2.3	2.3	2.3	2.3	2.4	2.3	2.3	2.2
Avg. Stride Length [m]	6.1	7.2	6.9	6.9	6.8	7.0	7.1	7.2	7.2	7.0	6.9



- [] Ranking at each section and finish
- .-.- No data available at this section
- NA No data available



Horse/Jockey Name	Lissaro
Final Rank	8
Fastest Section Time (Section)	0:11.57 (2000m)
Top Speed [km/h] (Section)	62.8 (2000m)
Race State	Finished



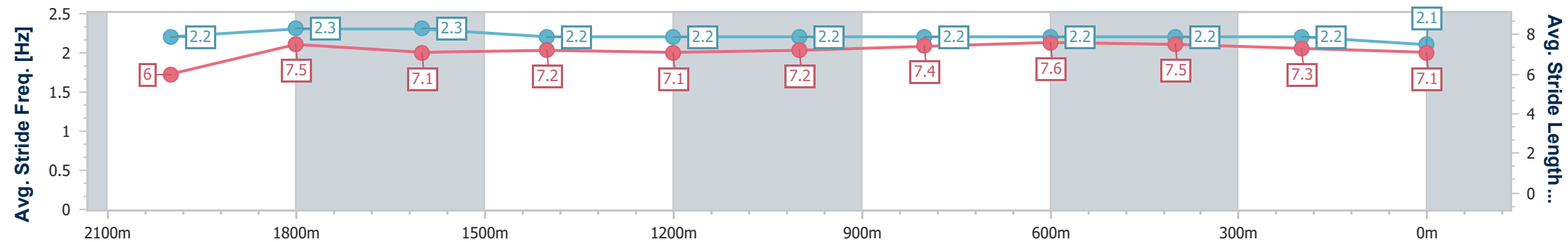
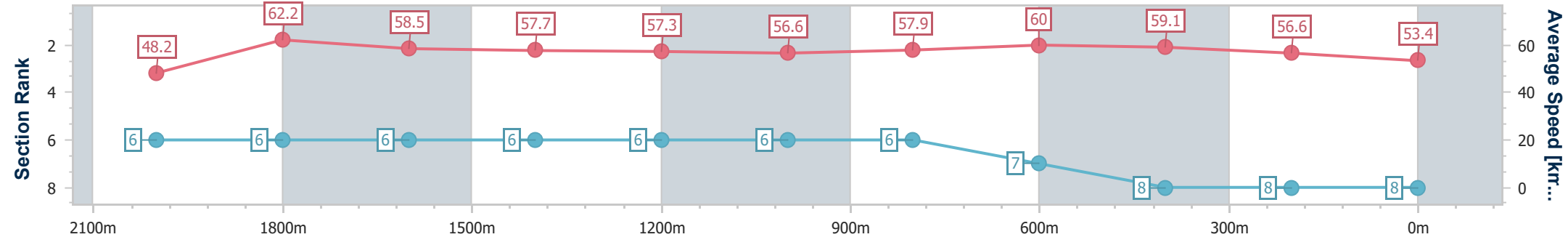
Ipswich QLD Professional
Race 5: SPRING RACES 16 NOVEMBER BENCHMARK 60
Handicap - 2210m



07 November 2024 - 15:22

Track Rating: Good 4, Weather: Fine, Rail Position: +10m Entire

Section	Overall	2000m	1800m	1600m	1400m	1200m	1000m	800m	600m	400m	200m
Section Times	2:19.35 [8] (0:15.72)	2:03.63 [6] (0:11.57)	1:52.06 [6] (0:11.99)	1:40.07 [6] (0:12.48)	1:27.59 [6] (0:12.44)	1:15.15 [6] (0:12.65)	1:02.50 [6] (0:12.39)	0:50.11 [6] (0:11.91)	0:38.20 [7] (0:12.07)	0:26.13 [8] (0:12.64)	0:13.49 [8] (0:13.49)
Average Speed [km/h]	48.2	62.2	58.5	57.7	57.3	56.6	57.9	60.0	59.1	56.6	53.4
Top Speed [km/h]	62.1	62.8	59.6	58.7	58.9	58.0	58.7	61.3	60.9	58.5	55.4
Avg. Dist. to Rail [m]	1.5	3.0	2.8	2.4	2.5	1.6	1.5	1.6	2.0	1.6	1.9
Avg. Stride Freq. [Hz]	2.2	2.3	2.3	2.2	2.2	2.2	2.2	2.2	2.2	2.2	2.1
Avg. Stride Length [m]	6.0	7.5	7.1	7.2	7.1	7.2	7.4	7.6	7.5	7.3	7.1



- [] Ranking at each section and finish
- .-.- No data available at this section
- NA No data available



Ipswich QLD Professional

Race 6: TAB RATINGS BAND 0 - 62 Handicap - 1200m

07 November 2024 - 16:02



Track Rating: Good 4, Weather: Fine, Rail Position: +10m Entire

Section		Overall										Last 600m		
Field Times		1:09.65										0:34.19		
		(0:13.83)												
		1000m												
		0:55.82												
		(0:10.83)												
		800m												
		0:44.99												
		(0:10.80)												
		600m												
		0:34.19												
		(0:11.00)												
		400m												
		0:23.19												
		(0:11.29)												
		200m												
		0:11.90												
		(0:11.90)												
Rank	TAB	Horse/Jockey	Barrier	Top Speed [km/h]	Fastest Section	Overall	1000m	800m	600m	400m	200m	Margin	Last 600m	Distance Travelled [m]
1	2	MILTON ROAD	5	68.2	0:10.84	1:09.65 [1]	0:55.69 [2]	0:44.81 [2]	0:33.97 [2]	0:23.12 [2]	0:11.87 [2]	1:09.65	0:33.97	
		Andrew Mallyon		600m	800m	(0:13.96)	(0:10.88)	(0:10.84)	(0:10.85)	(0:11.25)	(0:11.87)			
2	3	HUSSON'S REVENGE	8	67.3	0:10.85	1:09.83 [2]	0:55.61 [4]	0:44.76 [4]	0:33.87 [4]	0:22.95 [4]	0:11.73 [3]	1.08L	0:33.87	+2
		Mark Du Plessis		800m	1000m	(0:14.22)	(0:10.85)	(0:10.89)	(0:10.92)	(0:11.22)	(0:11.73)			
3	1	LA PETITE MAISON	3	67.7	0:10.80	1:09.83 [3]	0:56.00 [1]	0:45.17 [1]	0:34.37 [1]	0:23.37 [1]	0:12.08 [1]	1.1L	0:34.37	-1
		Angela Jones		800m	800m	(0:13.83)	(0:10.83)	(0:10.80)	(0:11.00)	(0:11.29)	(0:12.08)			
4	8	NEW YORK GAL	9	67.3	0:10.78	1:09.93 [4]	0:55.50 [6]	0:44.44 [6]	0:33.66 [5]	0:22.82 [5]	0:11.66 [5]	1.7L	0:33.66	+1
		Rob Thorburn		600m	800m	(0:14.43)	(0:11.06)	(0:10.78)	(0:10.84)	(0:11.16)	(0:11.66)			
5	6	GRAND METEOR	4	67.6	0:10.87	1:09.95 [5]	0:55.81 [3]	0:44.90 [3]	0:34.02 [3]	0:23.15 [3]	0:11.83 [4]	1.8L	0:34.02	-1
		Ryan Maloney		600m	600m	(0:14.14)	(0:10.91)	(0:10.88)	(0:10.87)	(0:11.32)	(0:11.83)			
6	9	PITAVAGO	6	67.7	0:10.76	1:10.27 [6]	0:55.69 [7]	0:44.44 [7]	0:33.68 [7]	0:22.91 [7]	0:11.84 [6]	3.66L	0:33.68	+1
		Justin Stanley		600m	800m	(0:14.58)	(0:11.25)	(0:10.76)	(0:10.77)	(0:11.07)	(0:11.84)			
7	10	HI JULES	7	69.0	0:10.70	1:10.36 [7]	0:55.49 [9]	0:44.22 [9]	0:33.48 [9]	0:22.78 [8]	0:11.78 [7]	4.2L	0:33.48	+1
		Samantha Collett		600m	600m	(0:14.87)	(0:11.27)	(0:10.74)	(0:10.70)	(0:11.00)	(0:11.78)			
8	7	MIXED SPICE	2	66.7	0:10.84	1:10.67 [8]	0:56.28 [5]	0:45.21 [5]	0:34.24 [6]	0:23.40 [6]	0:12.07 [8]	6.03L	0:34.24	-3
		Jace McMurray		600m	600m	(0:14.39)	(0:11.07)	(0:10.97)	(0:10.84)	(0:11.33)	(0:12.07)			
9	11	OAKFIELD STORM	1	66.9	0:10.82	1:11.15 [9]	0:56.45 [8]	0:45.26 [8]	0:34.44 [8]	0:23.44 [9]	0:12.02 [9]	8.83L	0:34.44	-1
		Jason Taylor		800m	800m	(0:14.70)	(0:11.19)	(0:10.82)	(0:11.00)	(0:11.42)	(0:12.02)			

Scratched: Jungle Fever (#4), Gospel Girl (#5)

[] Ranking at each section and finish
 -:-:- No data available at this section
 NA No data available

SCN Saddle cloth number
 DNF Did not finish
 DNT Did not track



Horse/Jockey Name	Milton Road
Final Rank	1
Fastest Section Time (Section)	0:10.84 (800m)
Top Speed [km/h] (Section)	68.2 (600m)
Race State	Finished



Ipswich QLD Professional

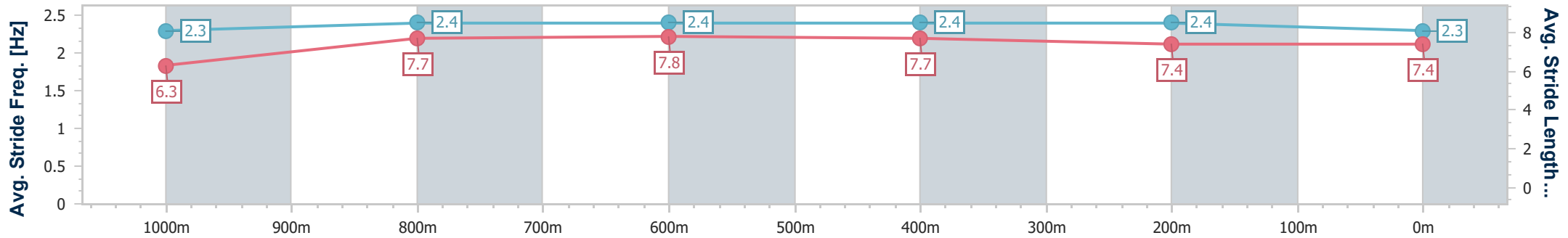
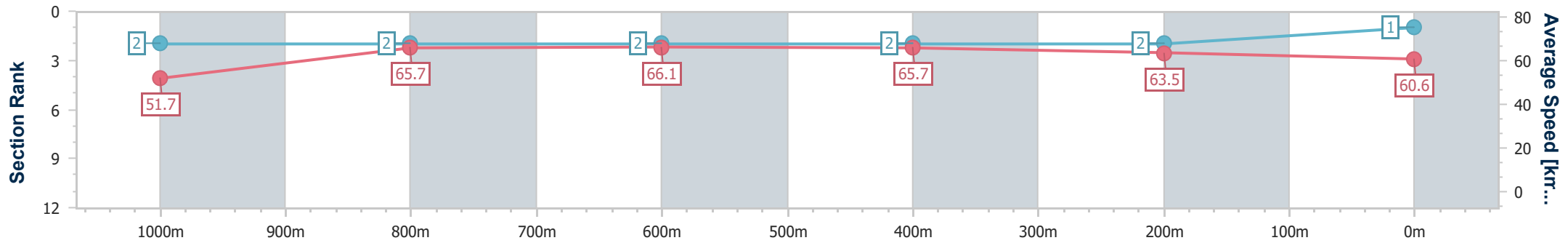
Race 6: TAB RATINGS BAND 0 - 62 Handicap - 1200m

07 November 2024 - 16:02



Track Rating: Good 4, Weather: Fine, Rail Position: +10m Entire

Section	Overall	1000m	800m	600m	400m	200m
Section Times	1:09.65 [1] (0:13.96)	0:55.69 [2] (0:10.88)	0:44.81 [2] (0:10.84)	0:33.97 [2] (0:10.85)	0:23.12 [2] (0:11.25)	0:11.87 [2] (0:11.87)
Average Speed [km/h]	51.7	65.7	66.1	65.7	63.5	60.6
Top Speed [km/h]	66.9	66.9	68.0	68.2	64.5	63.8
Avg. Dist. to Rail [m]	2.7	1.6	2.0	1.8	1.9	0.6
Avg. Stride Freq. [Hz]	2.3	2.4	2.4	2.4	2.4	2.3
Avg. Stride Length [m]	6.3	7.7	7.8	7.7	7.4	7.4



- [] Ranking at each section and finish
- .-.- No data available at this section
- NA No data available



Horse/Jockey Name	Husson's Revenge
Final Rank	2
Fastest Section Time (Section)	0:10.85 (1000m)
Top Speed [km/h] (Section)	67.3 (800m)
Race State	Finished



Ipswich QLD Professional

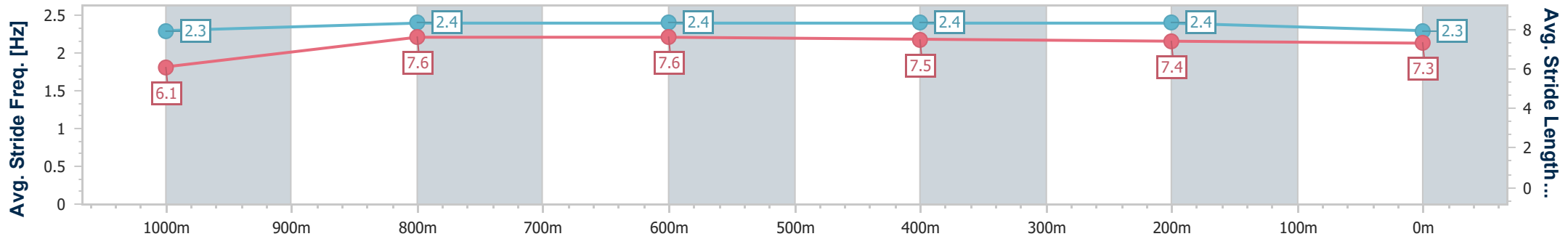
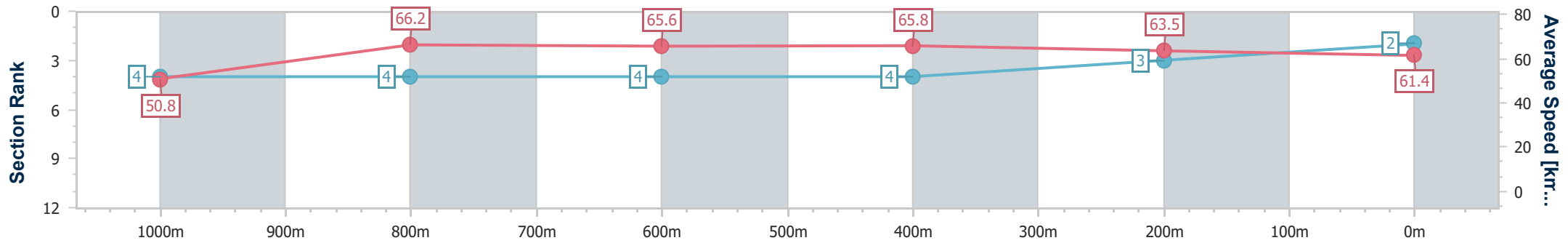
Race 6: TAB RATINGS BAND 0 - 62 Handicap - 1200m

07 November 2024 - 16:02



Track Rating: Good 4, Weather: Fine, Rail Position: +10m Entire

Section	Overall	1000m	800m	600m	400m	200m
Section Times	1:09.83 [2] (0:14.22)	0:55.61 [4] (0:10.85)	0:44.76 [4] (0:10.89)	0:33.87 [4] (0:10.92)	0:22.95 [4] (0:11.22)	0:11.73 [3] (0:11.73)
Average Speed [km/h]	50.8	66.2	65.6	65.8	63.5	61.4
Top Speed [km/h]	65.7	66.6	67.3	67.2	65.2	64.1
Avg. Dist. to Rail [m]	4.9	0.8	1.3	1.3	1.4	0.7
Avg. Stride Freq. [Hz]	2.3	2.4	2.4	2.4	2.4	2.3
Avg. Stride Length [m]	6.1	7.6	7.6	7.5	7.4	7.3



- [] Ranking at each section and finish
- .-.-.- No data available at this section
- NA No data available



Horse/Jockey Name	La Petite Maison
Final Rank	3
Fastest Section Time (Section)	0:10.80 (800m)
Top Speed [km/h] (Section)	67.7 (800m)
Race State	Finished



Ipswich QLD Professional

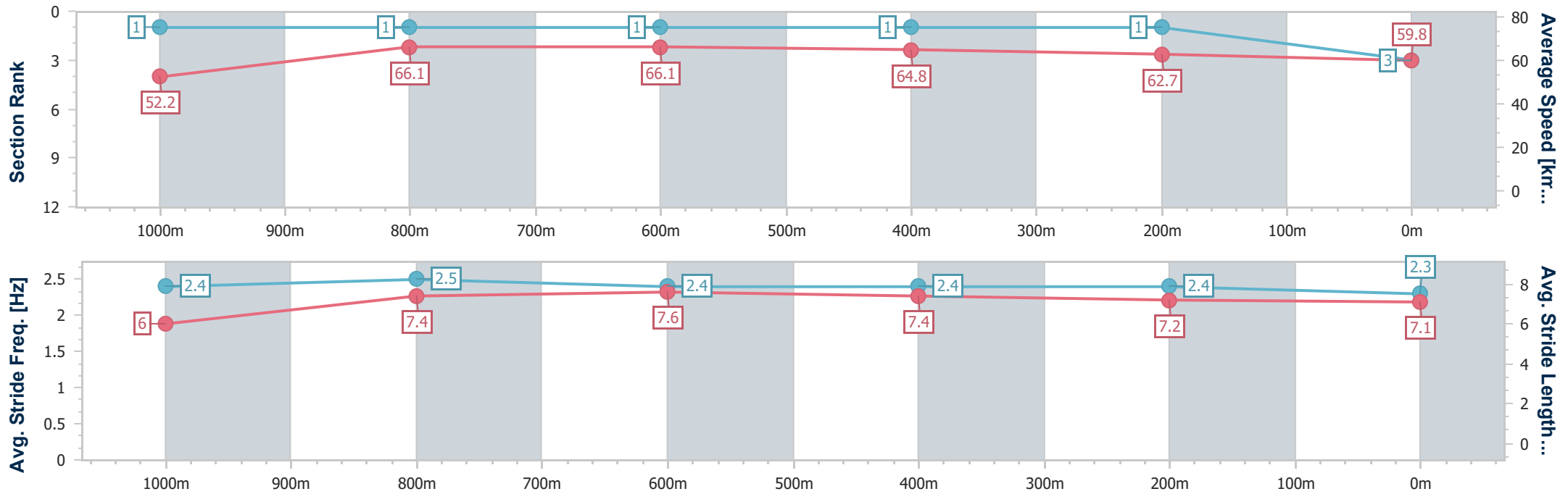
Race 6: TAB RATINGS BAND 0 - 62 Handicap - 1200m

07 November 2024 - 16:02



Track Rating: Good 4, Weather: Fine, Rail Position: +10m Entire

Section	Overall	1000m	800m	600m	400m	200m
Section Times	1:09.83 [3] (0:13.83)	0:56.00 [1] (0:10.83)	0:45.17 [1] (0:10.80)	0:34.37 [1] (0:11.00)	0:23.37 [1] (0:11.29)	0:12.08 [1] (0:12.08)
Average Speed [km/h]	52.2	66.1	66.1	64.8	62.7	59.8
Top Speed [km/h]	66.2	66.9	67.7	66.1	64.6	61.8
Avg. Dist. to Rail [m]	1.8	1.7	2.5	3.0	3.3	2.2
Avg. Stride Freq. [Hz]	2.4	2.5	2.4	2.4	2.4	2.3
Avg. Stride Length [m]	6.0	7.4	7.6	7.4	7.2	7.1



- [] Ranking at each section and finish
- .-.- No data available at this section
- NA No data available



Horse/Jockey Name	New York Gal
Final Rank	4
Fastest Section Time (Section)	0:10.78 (800m)
Top Speed [km/h] (Section)	67.3 (600m)
Race State	Finished



Ipswich QLD Professional

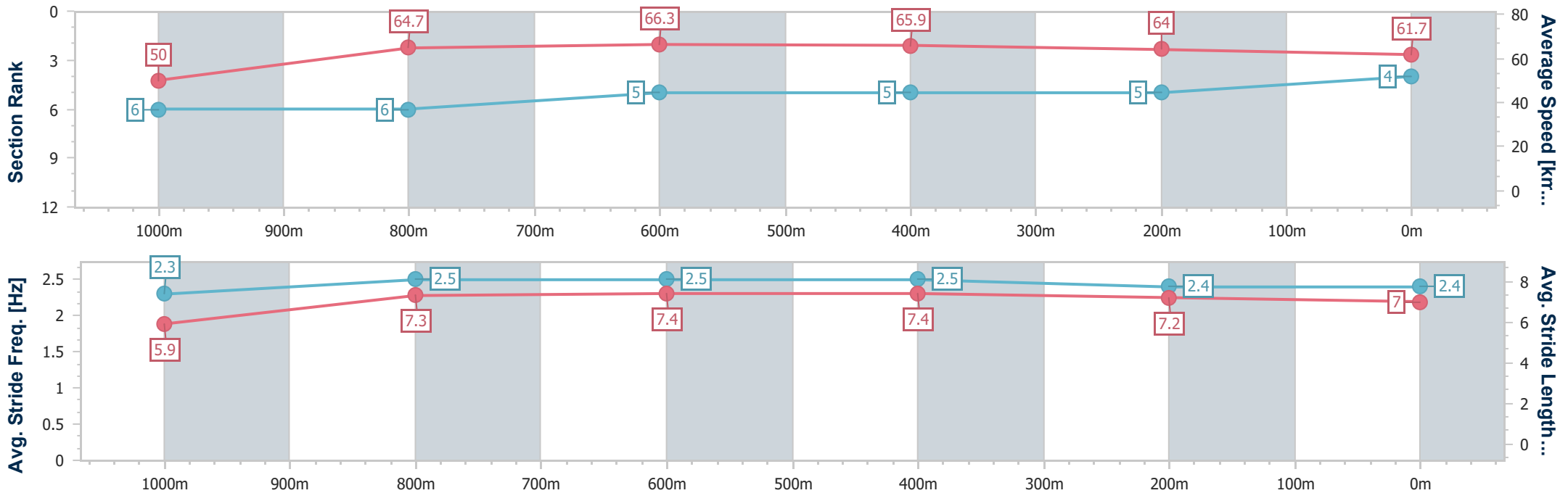
Race 6: TAB RATINGS BAND 0 - 62 Handicap - 1200m

07 November 2024 - 16:02



Track Rating: Good 4, Weather: Fine, Rail Position: +10m Entire

Section	Overall	1000m	800m	600m	400m	200m
Section Times	1:09.93 [4] (0:14.43)	0:55.50 [6] (0:11.06)	0:44.44 [6] (0:10.78)	0:33.66 [5] (0:10.84)	0:22.82 [5] (0:11.16)	0:11.66 [5]
Average Speed [km/h]	50.0	64.7	66.3	65.9	64.0	61.7
Top Speed [km/h]	64.0	66.2	67.2	67.3	65.0	64.3
Avg. Dist. to Rail [m]	5.7	1.0	1.8	2.2	1.4	2.5
Avg. Stride Freq. [Hz]	2.3	2.5	2.5	2.5	2.4	2.4
Avg. Stride Length [m]	5.9	7.3	7.4	7.4	7.2	7.0



- [] Ranking at each section and finish
- .-.- No data available at this section
- NA No data available



Horse/Jockey Name	Grand Meteor
Final Rank	5
Fastest Section Time (Section)	0:10.87 (600m)
Top Speed [km/h] (Section)	67.6 (600m)
Race State	Finished



Ipswich QLD Professional

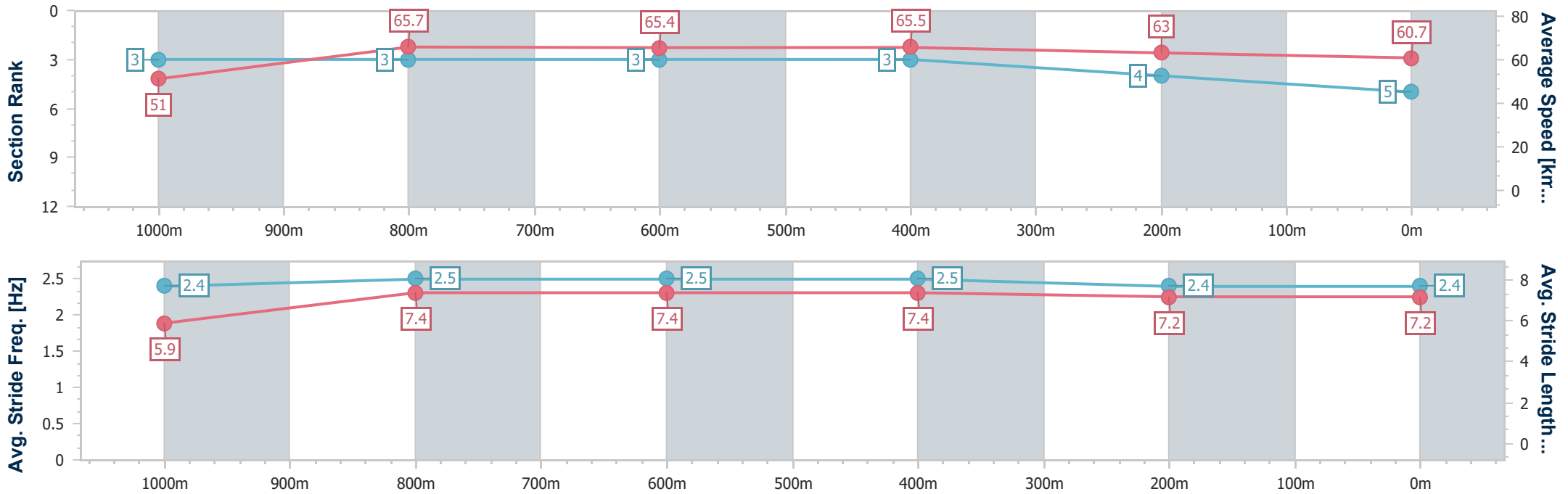
Race 6: TAB RATINGS BAND 0 - 62 Handicap - 1200m

07 November 2024 - 16:02



Track Rating: Good 4, Weather: Fine, Rail Position: +10m Entire

Section	Overall	1000m	800m	600m	400m	200m
Section Times	1:09.95 [5] (0:14.14)	0:55.81 [3] (0:10.91)	0:44.90 [3] (0:10.88)	0:34.02 [3] (0:10.87)	0:23.15 [3] (0:11.32)	0:11.83 [4] (0:11.83)
Average Speed [km/h]	51.0	65.7	65.4	65.5	63.0	60.7
Top Speed [km/h]	65.2	66.5	66.4	67.6	64.6	63.0
Avg. Dist. to Rail [m]	2.2	2.3	2.8	2.2	2.0	0.4
Avg. Stride Freq. [Hz]	2.4	2.5	2.5	2.5	2.4	2.4
Avg. Stride Length [m]	5.9	7.4	7.4	7.4	7.2	7.2



- [] Ranking at each section and finish
- .-.- No data available at this section
- NA No data available



Horse/Jockey Name	Pitavago
Final Rank	6
Fastest Section Time (Section)	0:10.76 (800m)
Top Speed [km/h] (Section)	67.7 (600m)
Race State	Finished



Ipswich QLD Professional

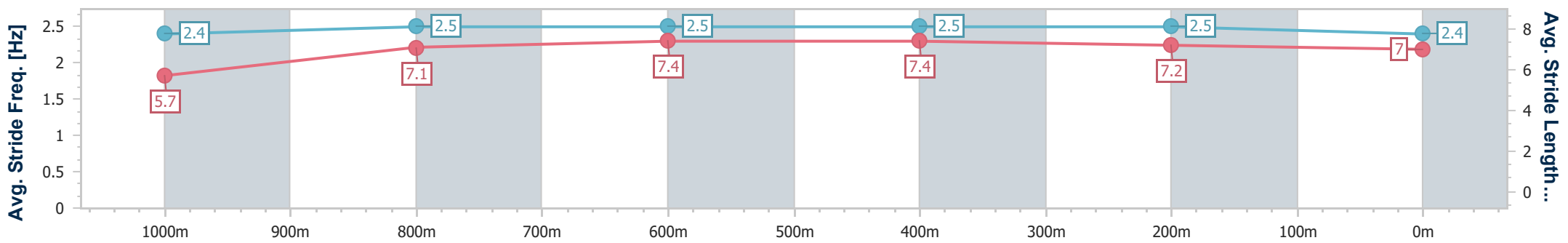
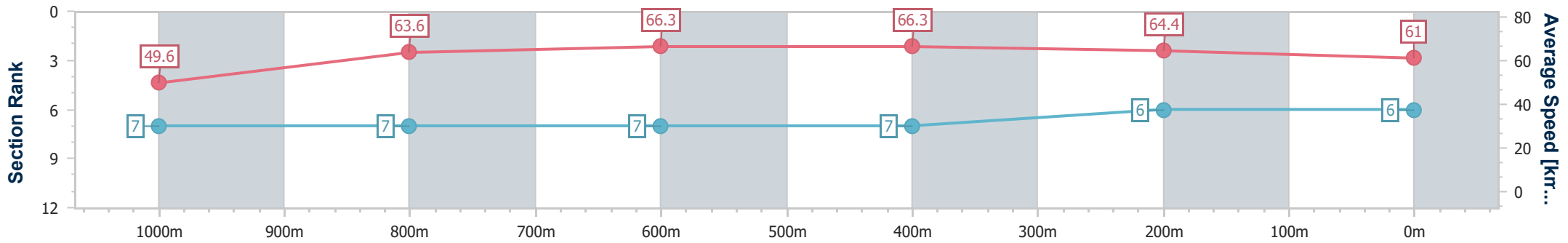
Race 6: TAB RATINGS BAND 0 - 62 Handicap - 1200m

07 November 2024 - 16:02



Track Rating: Good 4, Weather: Fine, Rail Position: +10m Entire

Section	Overall	1000m	800m	600m	400m	200m
Section Times	1:10.27 [6] (0:14.58)	0:55.69 [7] (0:11.25)	0:44.44 [7] (0:10.76)	0:33.68 [7] (0:10.77)	0:22.91 [7] (0:11.07)	0:11.84 [6] (0:11.84)
Average Speed [km/h]	49.6	63.6	66.3	66.3	64.4	61.0
Top Speed [km/h]	64.1	65.8	67.1	67.7	65.3	63.0
Avg. Dist. to Rail [m]	3.3	1.3	2.4	2.0	1.6	2.1
Avg. Stride Freq. [Hz]	2.4	2.5	2.5	2.5	2.5	2.4
Avg. Stride Length [m]	5.7	7.1	7.4	7.4	7.2	7.0



- [] Ranking at each section and finish
- .-.- No data available at this section
- NA No data available



Horse/Jockey Name	Hi Jules
Final Rank	7
Fastest Section Time (Section)	0:10.70 (600m)
Top Speed [km/h] (Section)	69.0 (600m)
Race State	Finished



Ipswich QLD Professional

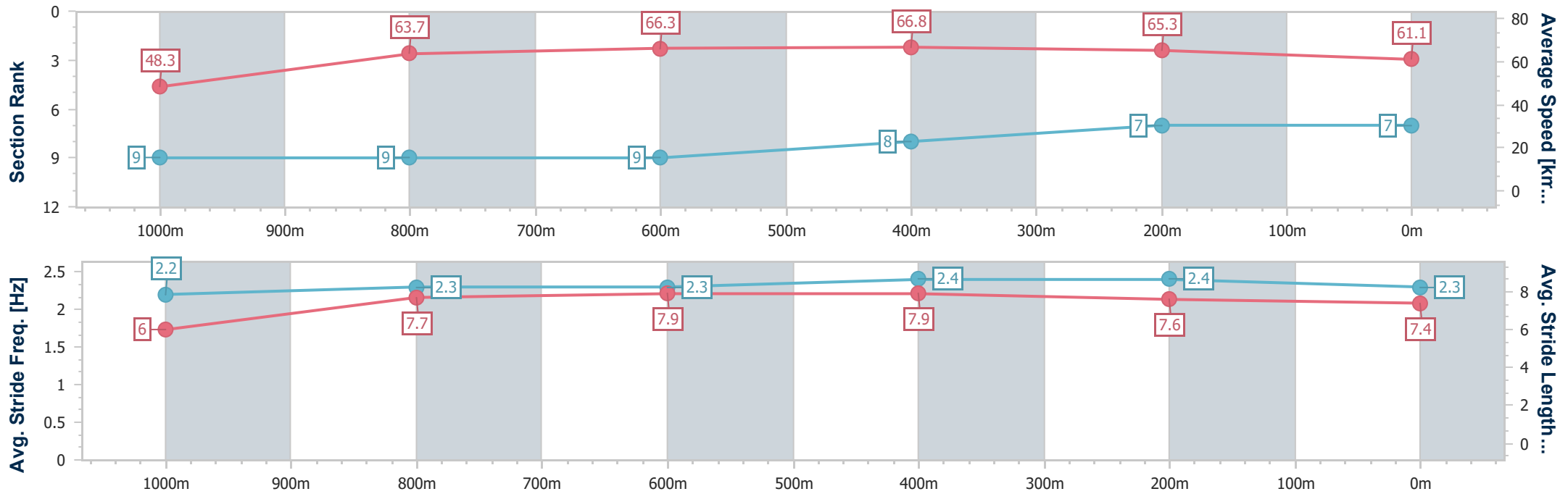
Race 6: TAB RATINGS BAND 0 - 62 Handicap - 1200m

07 November 2024 - 16:02



Track Rating: Good 4, Weather: Fine, Rail Position: +10m Entire

Section	Overall	1000m	800m	600m	400m	200m
Section Times	1:10.36 [7] (0:14.87)	0:55.49 [9] (0:11.27)	0:44.22 [9] (0:10.74)	0:33.48 [9] (0:10.70)	0:22.78 [8] (0:11.00)	0:11.78 [7] (0:11.78)
Average Speed [km/h]	48.3	63.7	66.3	66.8	65.3	61.1
Top Speed [km/h]	63.4	65.8	67.2	69.0	66.9	64.4
Avg. Dist. to Rail [m]	3.4	1.5	2.6	2.4	1.5	5.0
Avg. Stride Freq. [Hz]	2.2	2.3	2.3	2.4	2.4	2.3
Avg. Stride Length [m]	6.0	7.7	7.9	7.9	7.6	7.4



- [] Ranking at each section and finish
- .-.- No data available at this section
- NA No data available



Horse/Jockey Name	Mixed Spice
Final Rank	8
Fastest Section Time (Section)	0:10.84 (600m)
Top Speed [km/h] (Section)	66.7 (600m)
Race State	Finished



Ipswich QLD Professional

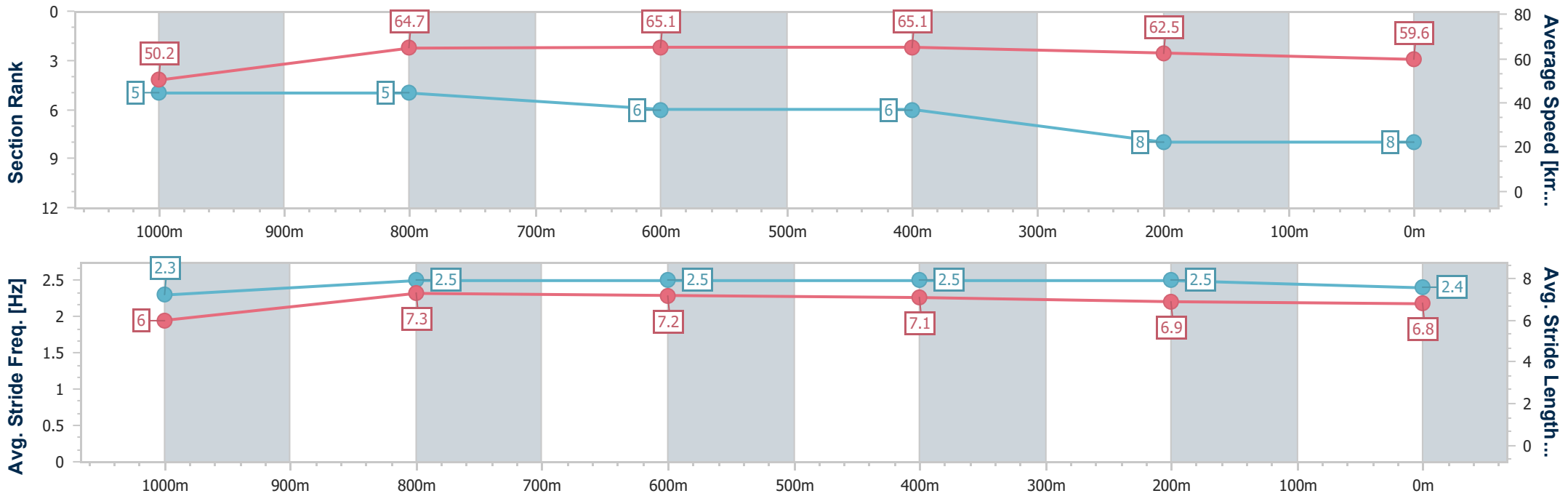
Race 6: TAB RATINGS BAND 0 - 62 Handicap - 1200m

07 November 2024 - 16:02



Track Rating: Good 4, Weather: Fine, Rail Position: +10m Entire

Section	Overall	1000m	800m	600m	400m	200m
Section Times	1:10.67 [8] (0:14.39)	0:56.28 [5] (0:11.07)	0:45.21 [5] (0:10.97)	0:34.24 [6] (0:10.84)	0:23.40 [6] (0:11.33)	0:12.07 [8] (0:12.07)
Average Speed [km/h]	50.2	64.7	65.1	65.1	62.5	59.6
Top Speed [km/h]	64.5	65.9	65.9	66.7	63.4	62.8
Avg. Dist. to Rail [m]	1.4	1.8	2.4	3.9	3.7	1.6
Avg. Stride Freq. [Hz]	2.3	2.5	2.5	2.5	2.5	2.4
Avg. Stride Length [m]	6.0	7.3	7.2	7.1	6.9	6.8



- [] Ranking at each section and finish
- .-.- No data available at this section
- NA No data available



Horse/Jockey Name	Oakfield Storm
Final Rank	9
Fastest Section Time (Section)	0:10.82 (800m)
Top Speed [km/h] (Section)	66.9 (800m)
Race State	Finished



Ipswich QLD Professional

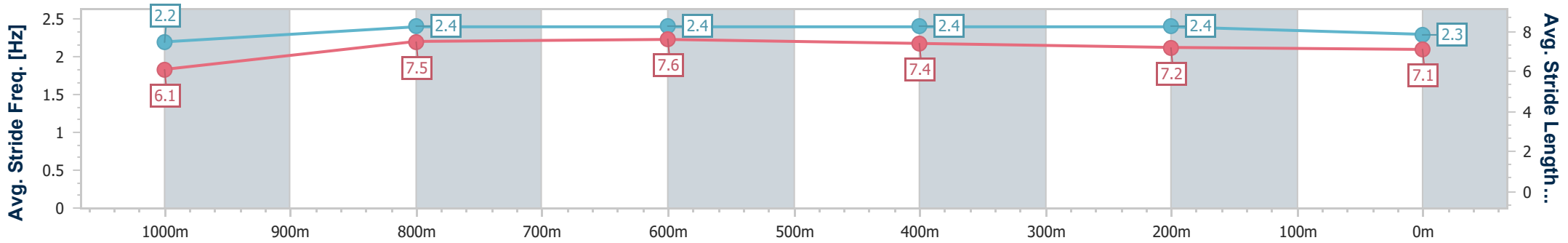
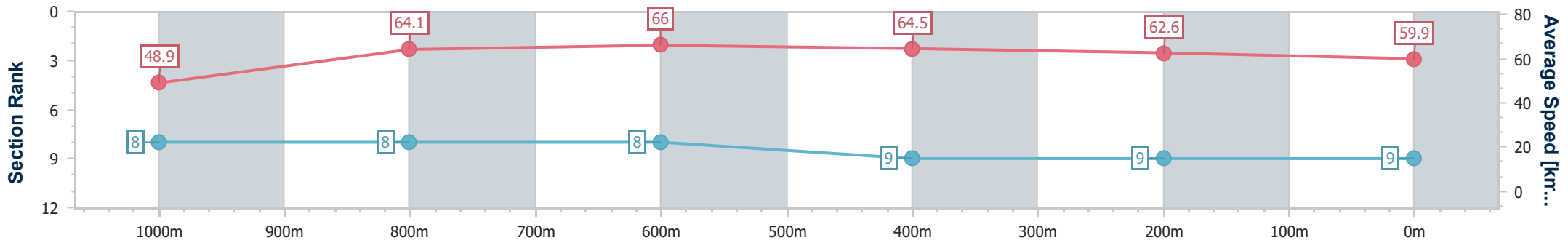
Race 6: TAB RATINGS BAND 0 - 62 Handicap - 1200m

07 November 2024 - 16:02



Track Rating: Good 4, Weather: Fine, Rail Position: +10m Entire

Section	Overall	1000m	800m	600m	400m	200m
Section Times	1:11.15 [9] (0:14.70)	0:56.45 [8] (0:11.19)	0:45.26 [8] (0:10.82)	0:34.44 [8] (0:11.00)	0:23.44 [9] (0:11.42)	0:12.02 [9] (0:12.02)
Average Speed [km/h]	48.9	64.1	66.0	64.5	62.6	59.9
Top Speed [km/h]	64.6	66.1	66.9	65.5	63.8	61.5
Avg. Dist. to Rail [m]	0.8	2.1	2.0	2.4	2.0	0.2
Avg. Stride Freq. [Hz]	2.2	2.4	2.4	2.4	2.4	2.3
Avg. Stride Length [m]	6.1	7.5	7.6	7.4	7.2	7.1



- [] Ranking at each section and finish
- .-.-.- No data available at this section
- NA No data available



Ipswich QLD Professional

Race 7: BARRIER REEF POOLS Class 4 Handicap - 1350m

07 November 2024 - 16:42



Track Rating: Good 4, Weather: Fine, Rail Position: +10m Entire

Section		Field Times										Last 600m	
Overall													
1:20.28												0:33.95	
(0:11.60)												(0:11.04)	
1200m													
1:08.68													
(0:11.38)													
1000m													
0:57.30													
(0:11.63)													
800m													
0:45.67													
(0:11.72)													
600m													
0:33.95													
(0:11.25)													
400m													
0:22.70													
(0:11.04)													
Rank	TAB	Horse/Jockey	Barrier	Top Speed [km/h]	Fastest Section	Overall	1200m	1000m	800m	600m	400m	Last 600m	Distance Travelled [m]
1	5	TWYFORD Martin Harley	6	65.3 400m	0:11.04 400m	1:20.28 [1] (0:11.71)	1:08.57 [3] (0:11.27)	0:57.30 [1] (0:11.63)	0:45.67 [1] (0:11.72)	0:33.95 [1] (0:11.25)	0:22.70 [1] (0:11.04)	0:33.95	
2	3	RIVIERA BLUE Andrew Mallyon	5	65.2 400m	0:11.07 400m	1:20.35 [2] (0:11.84)	1:08.51 [4] (0:11.54)	0:56.97 [4] (0:11.59)	0:45.38 [4] (0:11.66)	0:33.72 [4] (0:11.32)	0:22.40 [4] (0:11.07)	0:33.72	+3
3	8	COBURG Tahlia Fenlon	4	64.9 600m	0:11.17 400m	1:20.49 [3] (0:11.71)	1:08.78 [2] (0:11.48)	0:57.30 [3] (0:11.52)	0:45.78 [2] (0:11.65)	0:34.13 [2] (0:11.29)	0:22.84 [2] (0:11.17)	0:34.13	+2
4	1	SIAN STAR Jai Williams	3	64.7 400m	0:11.21 400m	1:20.67 [4] (0:11.60)	1:09.07 [1] (0:11.53)	0:57.54 [2] (0:11.71)	0:45.83 [3] (0:11.71)	0:34.12 [3] (0:11.27)	0:22.85 [3] (0:11.21)	0:34.12	-1
5	7	TOBA Cody Collis	2	65.7 400m	0:11.02 400m	1:20.69 [5] (0:12.00)	1:08.69 [5] (0:11.60)	0:57.09 [6] (0:11.68)	0:45.41 [8] (0:11.78)	0:33.63 [8] (0:11.33)	0:22.30 [8] (0:11.02)	0:33.63	+2
6	10	VANCITY Jason Taylor	10	64.5 400m	0:11.19 400m	1:20.74 [6] (0:12.02)	1:08.72 [6] (0:11.65)	0:57.07 [7] (0:11.51)	0:45.56 [6] (0:11.56)	0:34.00 [5] (0:11.43)	0:22.57 [5] (0:11.19)	0:34.00	+4
7	11	ATLANTIC ROYAL Mark Du Plessis	8	65.9 400m	0:11.10 400m	1:20.76 [7] (0:12.23)	1:08.53 [8] (0:11.53)	0:57.00 [8] (0:11.45)	0:45.55 [7] (0:11.60)	0:33.95 [6] (0:11.37)	0:22.58 [6] (0:11.10)	0:33.95	+2
8	4	REGAL EDITION Angela Jones	7	65.0 400m	0:11.12 400m	1:21.01 [8] (0:12.02)	1:08.99 [7] (0:11.39)	0:57.60 [5] (0:11.67)	0:45.93 [5] (0:11.74)	0:34.19 [7] (0:11.38)	0:22.81 [7] (0:11.12)	0:34.19	+0

Scratched: Zattastar (#9), Extensive (#6), Launch Pad (#2)

[] Ranking at each section and finish
 -:-:- No data available at this section
 NA No data available

SCN Saddle cloth number
 DNF Did not finish
 DNT Did not track



Ipswich QLD Professional
 Race 7: BARRIER REEF POOLS Class 4 Handicap - 1350m
 07 November 2024 - 16:42



Track Rating: Good 4, Weather: Fine, Rail Position: +10m Entire

Section				200m				Last 600m	
Field Times				0:11.66 (0:11.66)				0:33.95	
Rank	TAB	Horse/Jockey	Barrier	Top Speed [km/h]	Fastest Section	Margin			Distance Travelled [m]
1	5	TWYFORD Martin Harley	6	65.3 400m	0:11.04 400m	0:11.66 [1] (0:11.66)	1:20.28		0:33.95
2	3	RIVIERA BLUE Andrew Mallyon	5	65.2 400m	0:11.07 400m	0:11.33 [3] (0:11.33)	0.44L		0:33.72 +3
3	8	COBURG Tahlia Fenlon	4	64.9 600m	0:11.17 400m	0:11.67 [2] (0:11.67)	1.22L		0:34.13 +2
4	1	SIAN STAR Jai Williams	3	64.7 400m	0:11.21 400m	0:11.64 [4] (0:11.64)	2.28L		0:34.12 -1
5	7	TOBA Cody Collis	2	65.7 400m	0:11.02 400m	0:11.28 [8] (0:11.28)	2.43L		0:33.63 +2
6	10	VANCITY Jason Taylor	10	64.5 400m	0:11.19 400m	0:11.38 [7] (0:11.38)	2.71L		0:34.00 +4
7	11	ATLANTIC ROYAL Mark Du Plessis	8	65.9 400m	0:11.10 400m	0:11.48 [5] (0:11.48)	2.83L		0:33.95 +2
8	4	REGAL EDITION Angela Jones	7	65.0 400m	0:11.12 400m	0:11.69 [6] (0:11.69)	4.3L		0:34.19 +0

Scratched: Zattastar (#9), Extensive (#6), Launch Pad (#2)

[] Ranking at each section and finish
 -:-:- No data available at this section
 NA No data available

SCN Saddle cloth number
 DNF Did not finish
 DNT Did not track



Horse/Jockey Name	Twyford
Final Rank	1
Fastest Section Time (Section)	0:11.04 (400m)
Top Speed [km/h] (Section)	65.3 (400m)
Race State	Finished



Ipswich QLD Professional

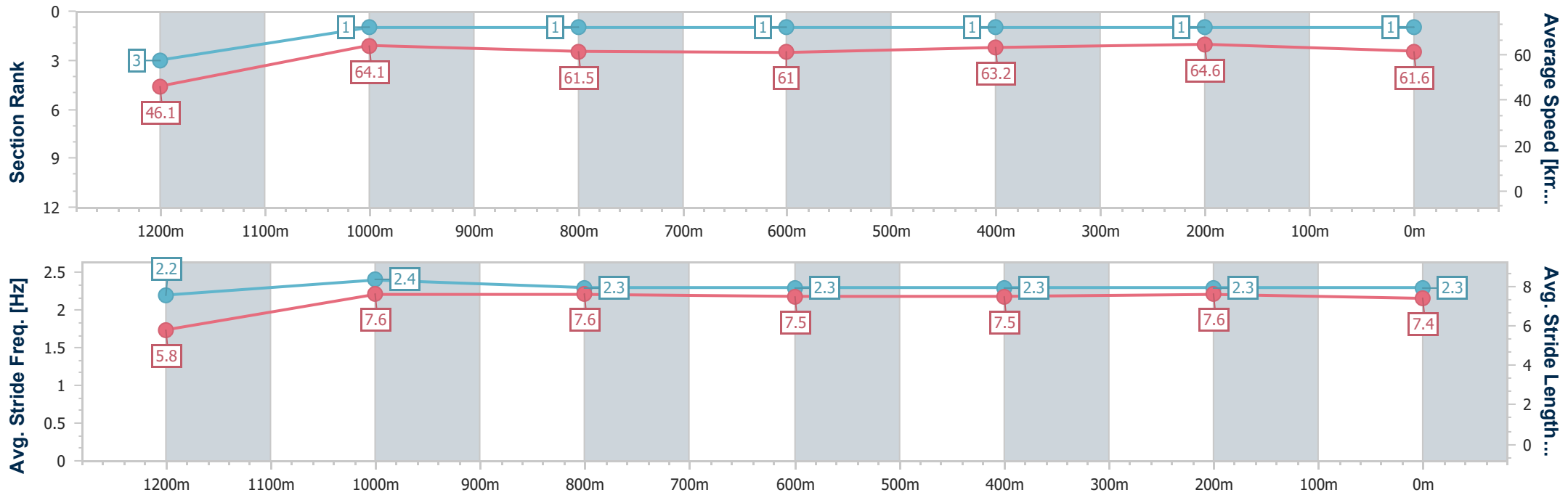
Race 7: BARRIER REEF POOLS Class 4 Handicap - 1350m

07 November 2024 - 16:42



Track Rating: Good 4, Weather: Fine, Rail Position: +10m Entire

Section	Overall	1200m	1000m	800m	600m	400m	200m
Section Times	1:20.28 [1] (0:11.71)	1:08.57 [3] (0:11.27)	0:57.30 [1] (0:11.63)	0:45.67 [1] (0:11.72)	0:33.95 [1] (0:11.25)	0:22.70 [1] (0:11.04)	0:11.66 [1] (0:11.66)
Average Speed [km/h]	46.1	64.1	61.5	61.0	63.2	64.6	61.6
Top Speed [km/h]	61.6	64.9	63.2	61.3	65.0	65.3	65.2
Avg. Dist. to Rail [m]	2.4	1.0	1.6	2.2	2.8	3.1	3.6
Avg. Stride Freq. [Hz]	2.2	2.4	2.3	2.3	2.3	2.3	2.3
Avg. Stride Length [m]	5.8	7.6	7.6	7.5	7.5	7.6	7.4



- [] Ranking at each section and finish
- .-.- No data available at this section
- NA No data available



Horse/Jockey Name	Riviera Blue
Final Rank	2
Fastest Section Time (Section)	0:11.07 (400m)
Top Speed [km/h] (Section)	65.2 (400m)
Race State	Finished



Ipswich QLD Professional

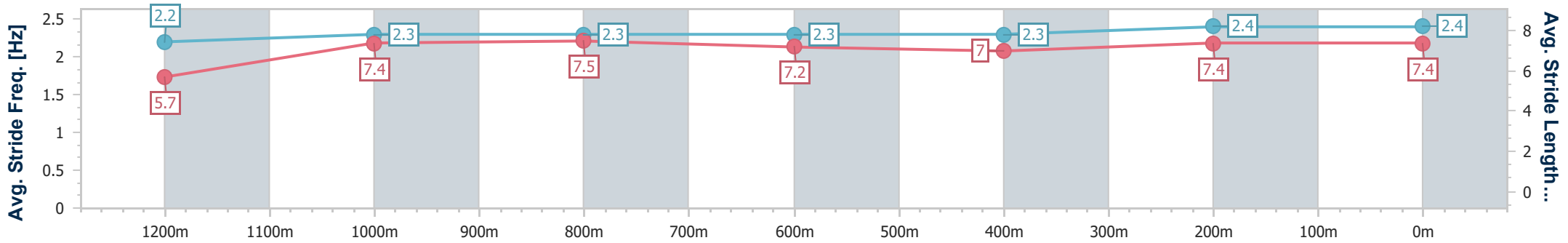
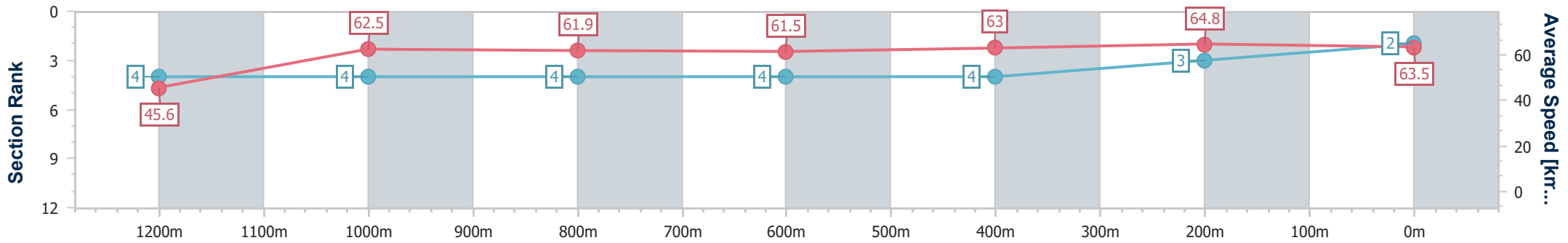
Race 7: BARRIER REEF POOLS Class 4 Handicap - 1350m

07 November 2024 - 16:42



Track Rating: Good 4, Weather: Fine, Rail Position: +10m Entire

Section	Overall	1200m	1000m	800m	600m	400m	200m
Section Times	1:20.35 [2] (0:11.84)	1:08.51 [4] (0:11.54)	0:56.97 [4] (0:11.59)	0:45.38 [4] (0:11.66)	0:33.72 [4] (0:11.32)	0:22.40 [4] (0:11.07)	0:11.33 [3] (0:11.33)
Average Speed [km/h]	45.6	62.5	61.9	61.5	63.0	64.8	63.5
Top Speed [km/h]	59.8	64.8	62.9	62.0	65.0	65.2	64.9
Avg. Dist. to Rail [m]	1.7	0.6	0.6	1.3	1.6	1.1	0.6
Avg. Stride Freq. [Hz]	2.2	2.3	2.3	2.3	2.3	2.4	2.4
Avg. Stride Length [m]	5.7	7.4	7.5	7.2	7.0	7.4	7.4



- [] Ranking at each section and finish
- .-.- No data available at this section
- NA No data available



Horse/Jockey Name	Coburg
Final Rank	3
Fastest Section Time (Section)	0:11.17 (400m)
Top Speed [km/h] (Section)	64.9 (600m)
Race State	Finished



Ipswich QLD Professional

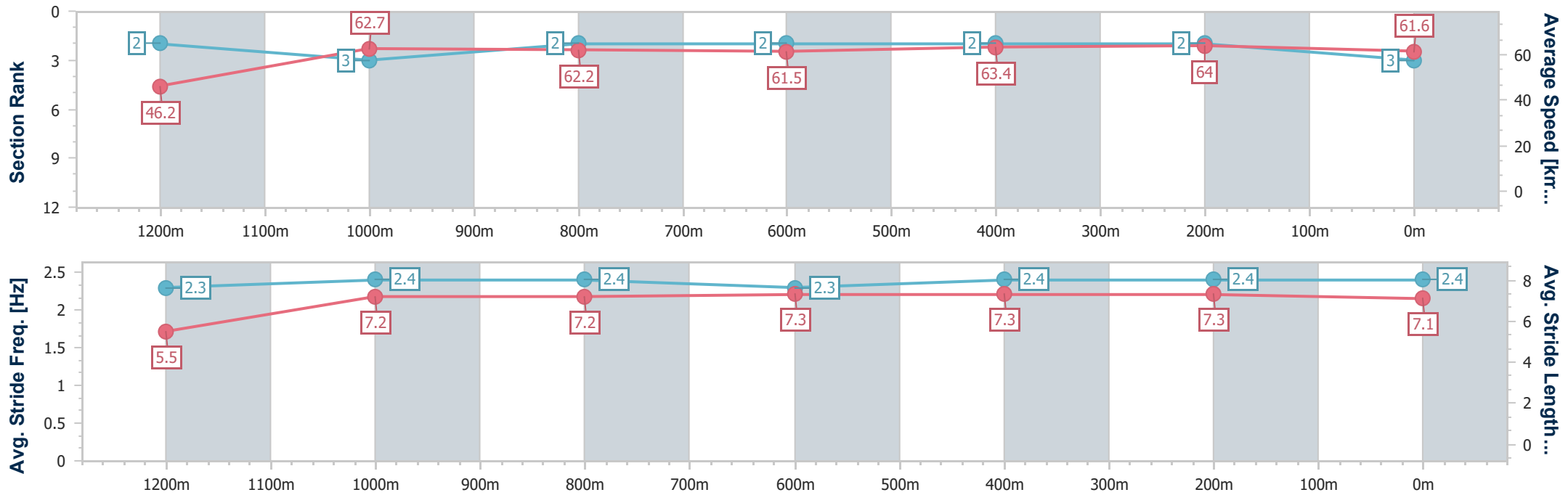
Race 7: BARRIER REEF POOLS Class 4 Handicap - 1350m

07 November 2024 - 16:42



Track Rating: Good 4, Weather: Fine, Rail Position: +10m Entire

Section	Overall	1200m	1000m	800m	600m	400m	200m
Section Times	1:20.49 [3] (0:11.71)	1:08.78 [2] (0:11.48)	0:57.30 [3] (0:11.52)	0:45.78 [2] (0:11.65)	0:34.13 [2] (0:11.29)	0:22.84 [2] (0:11.17)	0:11.67 [2] (0:11.67)
Average Speed [km/h]	46.2	62.7	62.2	61.5	63.4	64.0	61.6
Top Speed [km/h]	61.5	63.1	63.1	61.8	64.9	64.8	63.5
Avg. Dist. to Rail [m]	1.0	0.7	1.1	1.4	1.6	1.4	1.5
Avg. Stride Freq. [Hz]	2.3	2.4	2.4	2.3	2.4	2.4	2.4
Avg. Stride Length [m]	5.5	7.2	7.2	7.3	7.3	7.3	7.1



- [] Ranking at each section and finish
- .-.- No data available at this section
- NA No data available



Horse/Jockey Name	Sian Star
Final Rank	4
Fastest Section Time (Section)	0:11.21 (400m)
Top Speed [km/h] (Section)	64.7 (400m)
Race State	Finished



Ipswich QLD Professional

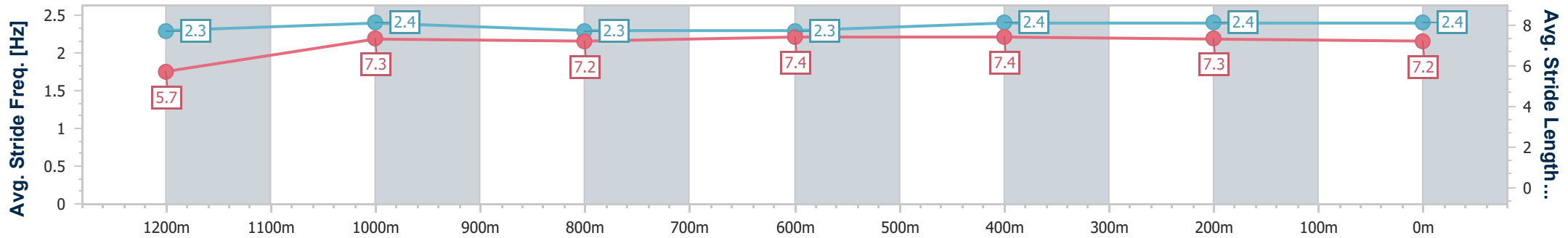
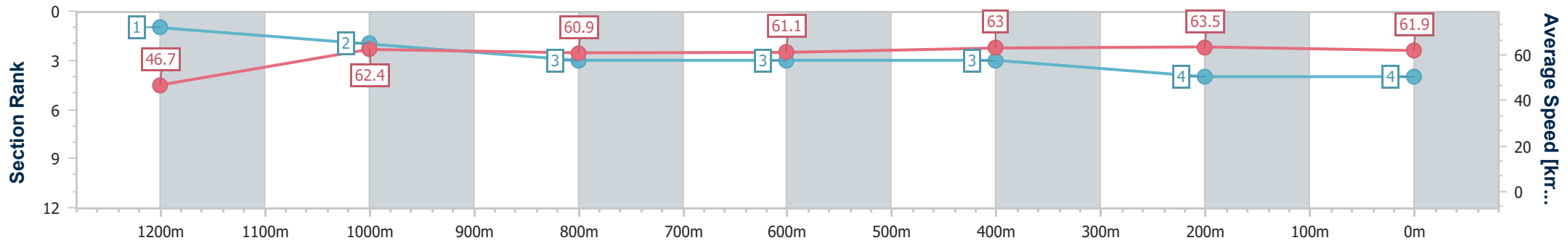
Race 7: BARRIER REEF POOLS Class 4 Handicap - 1350m

07 November 2024 - 16:42



Track Rating: Good 4, Weather: Fine, Rail Position: +10m Entire

Section	Overall	1200m	1000m	800m	600m	400m	200m
Section Times	1:20.67 [4] (0:11.60)	1:09.07 [1] (0:11.53)	0:57.54 [2] (0:11.71)	0:45.83 [3] (0:11.71)	0:34.12 [3] (0:11.27)	0:22.85 [3] (0:11.21)	0:11.64 [4] (0:11.64)
Average Speed [km/h]	46.7	62.4	60.9	61.1	63.0	63.5	61.9
Top Speed [km/h]	62.2	63.4	62.6	62.1	64.6	64.7	64.3
Avg. Dist. to Rail [m]	1.6	1.6	2.1	2.4	2.8	2.4	2.7
Avg. Stride Freq. [Hz]	2.3	2.4	2.3	2.3	2.4	2.4	2.4
Avg. Stride Length [m]	5.7	7.3	7.2	7.4	7.4	7.3	7.2



- [] Ranking at each section and finish
- .-.- No data available at this section
- NA No data available



Horse/Jockey Name	Toba
Final Rank	5
Fastest Section Time (Section)	0:11.02 (400m)
Top Speed [km/h] (Section)	65.7 (400m)
Race State	Finished



Ipswich QLD Professional

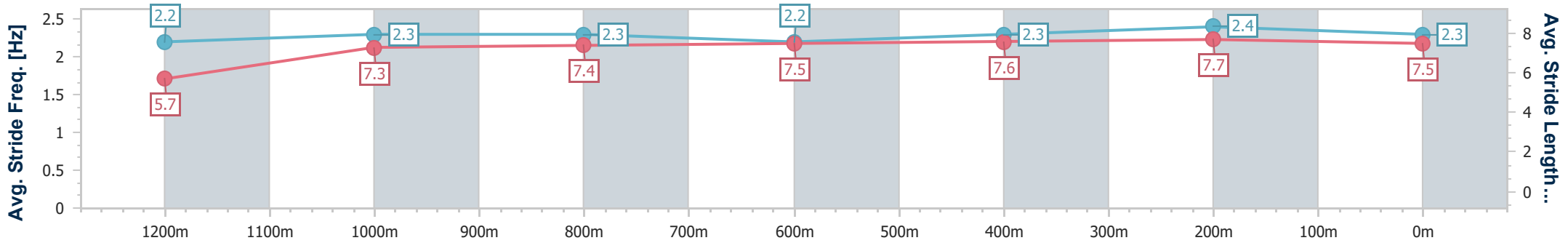
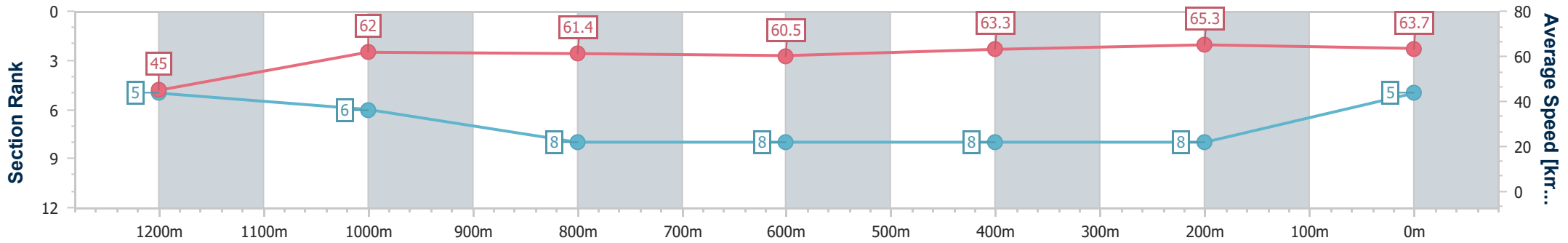
Race 7: BARRIER REEF POOLS Class 4 Handicap - 1350m

07 November 2024 - 16:42



Track Rating: Good 4, Weather: Fine, Rail Position: +10m Entire

Section	Overall	1200m	1000m	800m	600m	400m	200m
Section Times	1:20.69 [5] (0:12.00)	1:08.69 [5] (0:11.60)	0:57.09 [6] (0:11.68)	0:45.41 [8] (0:11.78)	0:33.63 [8] (0:11.33)	0:22.30 [8] (0:11.02)	0:11.28 [8] (0:11.28)
Average Speed [km/h]	45.0	62.0	61.4	60.5	63.3	65.3	63.7
Top Speed [km/h]	61.2	63.1	63.0	61.6	65.5	65.7	65.5
Avg. Dist. to Rail [m]	2.1	1.7	1.8	2.1	1.5	1.4	2.6
Avg. Stride Freq. [Hz]	2.2	2.3	2.3	2.2	2.3	2.4	2.3
Avg. Stride Length [m]	5.7	7.3	7.4	7.5	7.6	7.7	7.5



- [] Ranking at each section and finish
- .-.- No data available at this section
- NA No data available



Horse/Jockey Name	Vancity
Final Rank	6
Fastest Section Time (Section)	0:11.19 (400m)
Top Speed [km/h] (Section)	64.5 (400m)
Race State	Finished



Ipswich QLD Professional

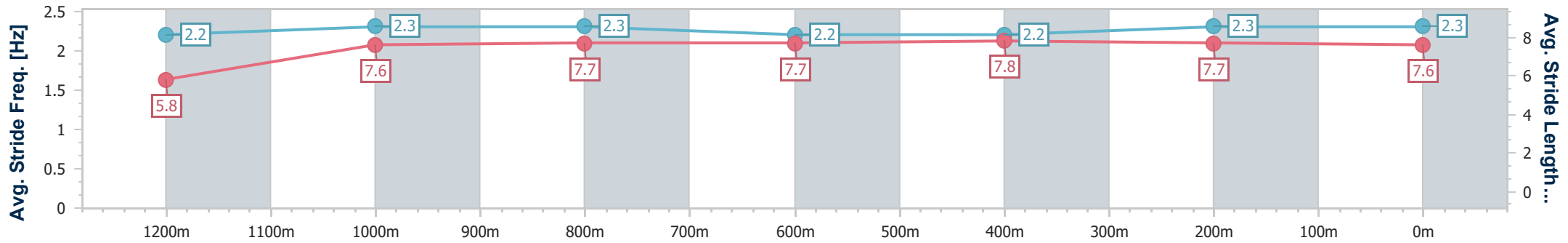
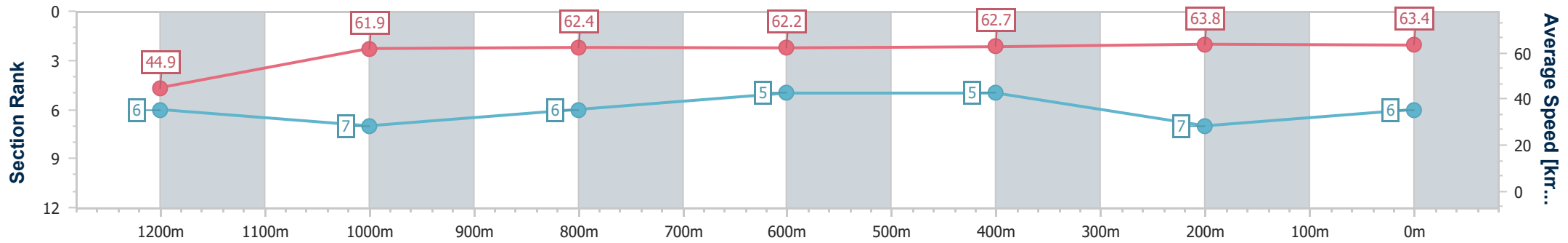
Race 7: BARRIER REEF POOLS Class 4 Handicap - 1350m

07 November 2024 - 16:42



Track Rating: Good 4, Weather: Fine, Rail Position: +10m Entire

Section	Overall	1200m	1000m	800m	600m	400m	200m
Section Times	1:20.74 [6] (0:12.02)	1:08.72 [6] (0:11.65)	0:57.07 [7] (0:11.51)	0:45.56 [6] (0:11.56)	0:34.00 [5] (0:11.43)	0:22.57 [5] (0:11.19)	0:11.38 [7] (0:11.38)
Average Speed [km/h]	44.9	61.9	62.4	62.2	62.7	63.8	63.4
Top Speed [km/h]	61.6	63.1	63.2	62.7	63.7	64.5	64.3
Avg. Dist. to Rail [m]	3.8	1.1	0.3	0.6	1.5	1.2	1.2
Avg. Stride Freq. [Hz]	2.2	2.3	2.3	2.2	2.2	2.3	2.3
Avg. Stride Length [m]	5.8	7.6	7.7	7.7	7.8	7.7	7.6



- [] Ranking at each section and finish
- .-.- No data available at this section
- NA No data available



Horse/Jockey Name	Atlantic Royal
Final Rank	7
Fastest Section Time (Section)	0:11.10 (400m)
Top Speed [km/h] (Section)	65.9 (400m)
Race State	Finished



Ipswich QLD Professional

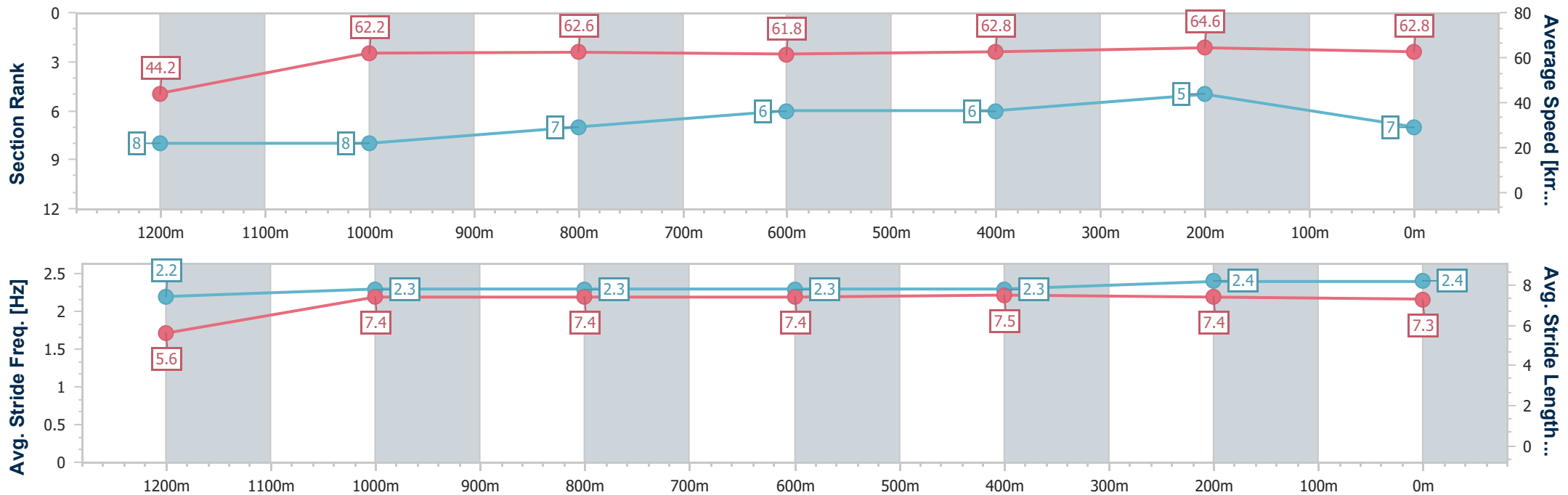
Race 7: BARRIER REEF POOLS Class 4 Handicap - 1350m

07 November 2024 - 16:42



Track Rating: Good 4, Weather: Fine, Rail Position: +10m Entire

Section	Overall	1200m	1000m	800m	600m	400m	200m
Section Times	1:20.76 [7] (0:12.23)	1:08.53 [8] (0:11.53)	0:57.00 [8] (0:11.45)	0:45.55 [7] (0:11.60)	0:33.95 [6] (0:11.37)	0:22.58 [6] (0:11.10)	0:11.48 [5] (0:11.48)
Average Speed [km/h]	44.2	62.2	62.6	61.8	62.8	64.6	62.8
Top Speed [km/h]	60.4	64.1	64.4	62.5	65.6	65.9	64.7
Avg. Dist. to Rail [m]	2.8	0.5	1.6	1.6	1.7	0.9	0.4
Avg. Stride Freq. [Hz]	2.2	2.3	2.3	2.3	2.3	2.4	2.4
Avg. Stride Length [m]	5.6	7.4	7.4	7.4	7.5	7.4	7.3



- [] Ranking at each section and finish
- .-.- No data available at this section
- NA No data available



Horse/Jockey Name	Regal Edition
Final Rank	8
Fastest Section Time (Section)	0:11.12 (400m)
Top Speed [km/h] (Section)	65.0 (400m)
Race State	Finished



Ipswich QLD Professional

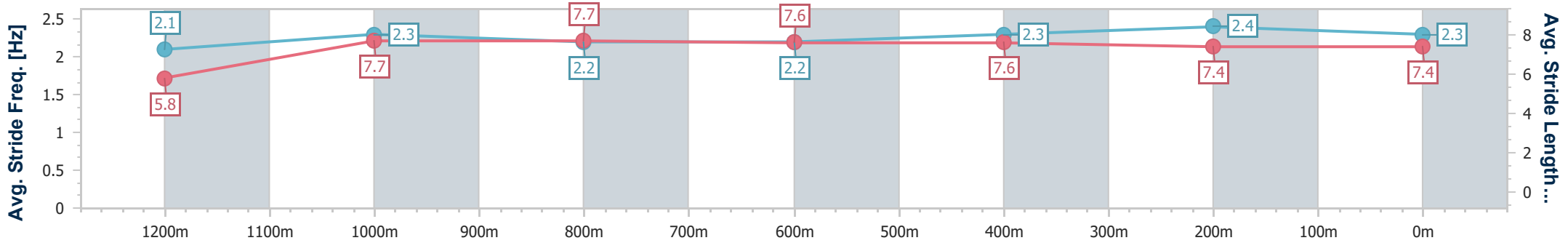
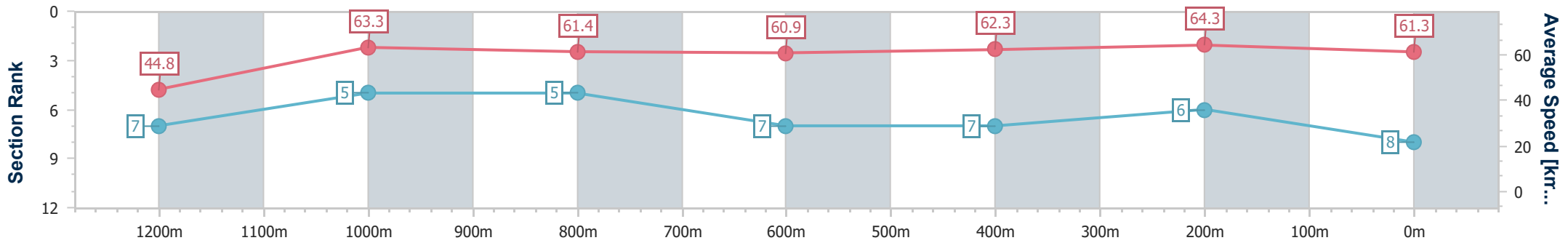
Race 7: BARRIER REEF POOLS Class 4 Handicap - 1350m

07 November 2024 - 16:42



Track Rating: Good 4, Weather: Fine, Rail Position: +10m Entire

Section	Overall	1200m	1000m	800m	600m	400m	200m
Section Times	1:21.01 [8] (0:12.02)	1:08.99 [7] (0:11.39)	0:57.60 [5] (0:11.67)	0:45.93 [5] (0:11.74)	0:34.19 [7] (0:11.38)	0:22.81 [7] (0:11.12)	0:11.69 [6] (0:11.69)
Average Speed [km/h]	44.8	63.3	61.4	60.9	62.3	64.3	61.3
Top Speed [km/h]	61.9	64.5	63.4	61.7	63.7	65.0	63.5
Avg. Dist. to Rail [m]	2.0	0.7	1.4	2.1	2.8	2.9	2.8
Avg. Stride Freq. [Hz]	2.1	2.3	2.2	2.2	2.3	2.4	2.3
Avg. Stride Length [m]	5.8	7.7	7.7	7.6	7.6	7.4	7.4



- [] Ranking at each section and finish
- .-.- No data available at this section
- NA No data available

Track Rating: Good 4, Weather: Fine, Rail Position: +10m Entire

Section		Overall											Last 600m
Field Times		1:44.90	1:35.58	1:24.16	1:12.81	1:00.59	0:47.90	0:35.92	0:35.92	0:12.69	0:11.98	0:12.00	0:35.92
		(0:09.32)	(0:11.42)	(0:11.35)	(0:12.22)	(0:12.69)	(0:11.98)	(0:12.00)					
Rank	TAB	Horse/Jockey	Barrier	Top Speed [km/h]	Fastest Section	Overall	1600m	1400m	1200m	1000m	800m	600m	Distance Travelled [m]
1	1	VICTORY COMMAND Robbie Dolan	9	64.3 200m	0:09.65 Overall	1:44.90 [1] (0:09.65)	1:35.25 [7] (0:11.73)	1:23.52 [8] (0:11.60)	1:11.92 [8] (0:12.20)	0:59.72 [8] (0:12.50)	0:47.22 [8] (0:12.01)	0:35.21 [9] (0:11.86)	0:35.21
2	9	VORTEXIA Bailey Wheeler	4	64.5 1600m	0:09.47 Overall	1:44.93 [2] (0:09.47)	1:35.46 [3] (0:11.39)	1:24.07 [3] (0:11.59)	1:12.48 [3] (0:12.17)	1:00.31 [4] (0:12.38)	0:47.93 [1] (0:11.98)	0:35.95 [1] (0:12.00)	0:35.95 -1
3	7	LASQUETI BOOM Angela Jones	10	63.1 1600m	0:09.79 Overall	1:45.11 [3] (0:09.79)	1:35.32 [9] (0:11.87)	1:23.45 [9] (0:11.59)	1:11.86 [9] (0:12.04)	0:59.82 [9] (0:12.39)	0:47.43 [9] (0:11.91)	0:35.52 [7] (0:11.83)	0:35.52 +4
4	11	ADELAIDE'S LACE Amy Graham	2	63.7 1400m	0:09.54 Overall	1:45.16 [4] (0:09.54)	1:35.62 [6] (0:11.50)	1:24.12 [4] (0:11.43)	1:12.69 [4] (0:12.14)	1:00.55 [3] (0:12.63)	0:47.92 [4] (0:12.10)	0:35.82 [4] (0:11.87)	0:35.82 -6
5	3	MAX 'O' MAX Emily Lang	7	64.3 1600m	0:09.38 Overall	1:45.29 [5] (0:09.38)	1:35.91 [2] (0:11.37)	1:24.54 [2] (0:11.34)	1:13.20 [1] (0:12.24)	1:00.96 [2] (0:12.73)	0:48.23 [3] (0:12.19)	0:36.04 [3] (0:11.84)	0:36.04 +1
6	8	PIREONTI Cejay Graham	5	63.4 1600m	0:09.47 Overall	1:45.57 [6] (0:09.47)	1:36.10 [4] (0:11.58)	1:24.52 [5] (0:11.62)	1:12.90 [5] (0:12.27)	1:00.63 [5] (0:12.45)	0:48.18 [5] (0:12.16)	0:36.02 [6] (0:11.99)	0:36.02 +2
7	12	PLANNED ENCOUNTER Jason Taylor	3	63.0 1200m	0:10.16 Overall	1:45.57 [7] (0:10.16)	1:35.41 [11] (0:11.87)	1:23.54 [11] (0:11.65)	1:11.89 [11] (0:11.96)	0:59.93 [11] (0:12.40)	0:47.53 [11] (0:11.90)	0:35.63 [11] (0:11.80)	0:35.63 +1
8	4	NO DOUBLE DIPPING Brooke Ainsworth	12	62.7 1400m	0:09.50 Overall	1:45.79 [8] (0:09.50)	1:36.29 [5] (0:11.78)	1:24.51 [6] (0:11.67)	1:12.84 [7] (0:12.10)	1:00.74 [7] (0:12.37)	0:48.37 [6] (0:11.98)	0:36.39 [5] (0:11.92)	0:36.39 +4
9	2	OLD SALT Jake Molloy	8	63.4 1600m	0:09.95 Overall	1:46.01 [9] (0:09.95)	1:36.06 [10] (0:11.76)	1:24.30 [10] (0:11.61)	1:12.69 [10] (0:12.06)	1:00.63 [10] (0:12.46)	0:48.17 [10] (0:11.98)	0:36.19 [10] (0:11.91)	0:36.19 -2
10	10	JUST WANT YOU BACK Justin Stanley	6	64.5 1600m	0:09.74 Overall	1:46.11 [10] (0:09.74)	1:36.37 [8] (0:11.56)	1:24.81 [7] (0:11.45)	1:13.36 [6] (0:12.19)	1:01.17 [6] (0:12.57)	0:48.60 [7] (0:12.09)	0:36.51 [8] (0:11.95)	0:36.51 -5

Scratched: Aristella (#6), Wayfarer's Way (#5)



Ipswich QLD Professional

Race 8: RAY WHITE IPSWICH Class 1 Handicap - 1710m

07 November 2024 - 17:23



Track Rating: Good 4, Weather: Fine, Rail Position: +10m Entire

Section	Overall	1600m	1400m	1200m	1000m	800m	600m	Last 600m
Field Times	1:44.90 (0:09.32)	1:35.58 (0:11.42)	1:24.16 (0:11.35)	1:12.81 (0:12.22)	1:00.59 (0:12.69)	0:47.90 (0:11.98)	0:35.92 (0:12.00)	0:35.92

Rank	TAB	Horse/Jockey	Barrier	Top Speed [km/h]	Fastest Section	Overall	1600m	1400m	1200m	1000m	800m	600m	Last 600m	Distance Travelled [m]
11	13	MAPLE MAGIC	1	63.9	0:09.32	1:47.04 [11]	1:37.72 [1]	1:26.30 [1]	1:14.93 [2]	1:02.73 [1]	0:50.01 [2]	0:37.87 [2]	0:37.87	-3
		Mark Du Plessis		1600m	Overall	(0:09.32)	(0:11.42)	(0:11.37)	(0:12.20)	(0:12.72)	(0:12.14)	(0:12.17)		

Scratched: Aristella (#6), Wayfarer's Way (#5)

[] Ranking at each section and finish
 -:-:-:- No data available at this section
 NA No data available

SCN Saddle cloth number
 DNF Did not finish
 DNT Did not track



Ipswich QLD Professional

Race 8: RAY WHITE IPSWICH Class 1 Handicap - 1710m

07 November 2024 - 17:23



Track Rating: Good 4, Weather: Fine, Rail Position: +10m Entire

Section				400m	200m			Last 600m		
Field Times				0:23.92 (0:11.79)	0:12.13 (0:12.13)			0:35.92		
Rank	TAB	Horse/Jockey	Barrier	Top Speed [km/h]	Fastest Section	Margin			Distance Travelled [m]	
1	1	VICTORY COMMAND Robbie Dolan	9	64.3 200m	0:09.65 Overall	0:23.35 [9] (0:11.75)	0:11.60 [6] (0:11.60)	1:44.90	0:35.21	
2	9	VORTEXIA Bailey Wheeler	4	64.5 1600m	0:09.47 Overall	0:23.95 [1] (0:11.79)	0:12.16 [1] (0:12.16)	0.15L	0:35.95	-1
3	7	LASQUETI BOOM Angela Jones	10	63.1 1600m	0:09.79 Overall	0:23.69 [6] (0:11.68)	0:12.01 [4] (0:12.01)	1.19L	0:35.52	+4
4	11	ADELAIDE'S LACE Amy Graham	2	63.7 1400m	0:09.54 Overall	0:23.95 [3] (0:11.82)	0:12.13 [3] (0:12.13)	1.51L	0:35.82	-6
5	3	MAX 'O' MAX Emily Lang	7	64.3 1600m	0:09.38 Overall	0:24.20 [2] (0:11.85)	0:12.35 [2] (0:12.35)	2.27L	0:36.04	+1
6	8	PIREONTI Cejay Graham	5	63.4 1600m	0:09.47 Overall	0:24.03 [7] (0:12.05)	0:11.98 [9] (0:11.98)	3.9L	0:36.02	+2
7	12	PLANNED ENCOUNTER Jason Taylor	3	63.0 1200m	0:10.16 Overall	0:23.83 [11] (0:11.88)	0:11.95 [10] (0:11.95)	3.93L	0:35.63	+1
8	4	NO DOUBLE DIPPING Brooke Ainsworth	12	62.7 1400m	0:09.50 Overall	0:24.47 [4] (0:11.89)	0:12.58 [5] (0:12.58)	5.19L	0:36.39	+4
9	2	OLD SALT Jake Molloy	8	63.4 1600m	0:09.95 Overall	0:24.28 [10] (0:11.90)	0:12.38 [11] (0:12.38)	6.5L	0:36.19	-2
10	10	JUST WANT YOU BACK Justin Stanley	6	64.5 1600m	0:09.74 Overall	0:24.56 [8] (0:11.96)	0:12.60 [7] (0:12.60)	7.11L	0:36.51	-5

Scratched: Aristella (#6), Wayfarer's Way (#5)

[] Ranking at each section and finish
 -:-:- No data available at this section
 NA No data available

SCN Saddle cloth number
 DNF Did not finish
 DNT Did not track



Ipswich QLD Professional

Race 8: RAY WHITE IPSWICH Class 1 Handicap - 1710m

07 November 2024 - 17:23



Track Rating: Good 4, Weather: Fine, Rail Position: +10m Entire

Section		400m	200m			Last 600m			
Field Times		0:23.92 (0:11.79)	0:12.13 (0:12.13)			0:35.92			
Rank	TAB Horse/Jockey	Barrier	Top Speed [km/h]	Fastest Section	Margin	Distance Travelled [m]			
11	13 MAPLE MAGIC	1	63.9	0:09.32	0:25.70 [5]	0:13.48 [8]	12.55L	0:37.87	-3
	Mark Du Plessis		1600m	Overall	(0:12.22)	(0:13.48)			

Scratched: Aristella (#6), Wayfarer's Way (#5)

[] Ranking at each section and finish
 -:-:- No data available at this section
 NA No data available

SCN Saddle cloth number
 DNF Did not finish
 DNT Did not track



Horse/Jockey Name	Victory Command
Final Rank	1
Fastest Section Time (Section)	0:09.65 (Overall)
Top Speed [km/h] (Section)	64.3 (200m)
Race State	Finished



Ipswich QLD Professional

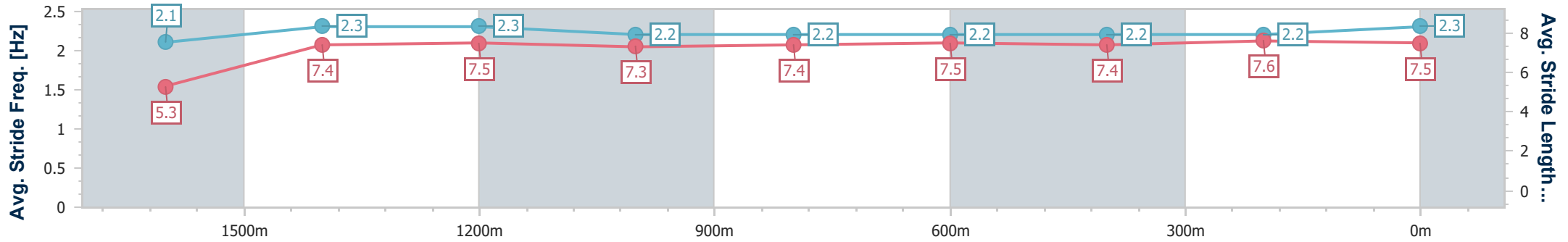
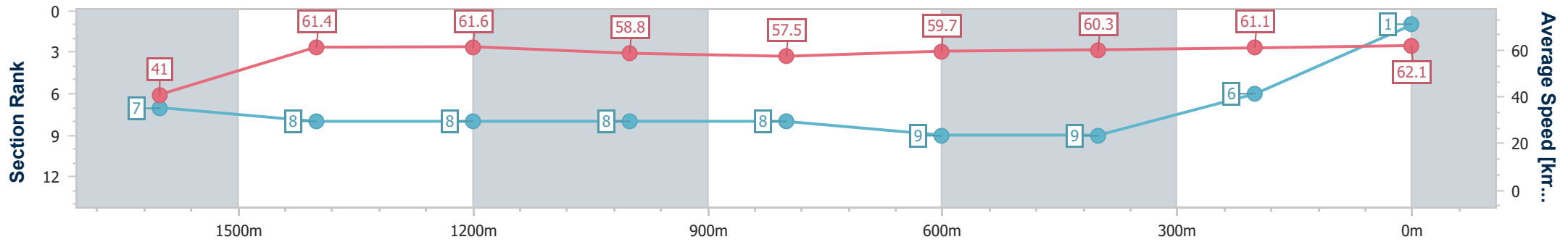
Race 8: RAY WHITE IPSWICH Class 1 Handicap - 1710m

07 November 2024 - 17:23



Track Rating: Good 4, Weather: Fine, Rail Position: +10m Entire

Section	Overall	1600m	1400m	1200m	1000m	800m	600m	400m	200m
Section Times	1:44.90 [1] (0:09.65)	1:35.25 [7] (0:11.73)	1:23.52 [8] (0:11.60)	1:11.92 [8] (0:12.20)	0:59.72 [8] (0:12.50)	0:47.22 [8] (0:12.01)	0:35.21 [9] (0:11.86)	0:23.35 [9] (0:11.75)	0:11.60 [6] (0:11.60)
Average Speed [km/h]	41.0	61.4	61.6	58.8	57.5	59.7	60.3	61.1	62.1
Top Speed [km/h]	59.3	62.8	62.1	62.0	59.4	60.6	61.1	63.9	64.3
Avg. Dist. to Rail [m]	5.3	1.6	2.0	1.0	0.6	1.1	1.2	1.0	2.2
Avg. Stride Freq. [Hz]	2.1	2.3	2.3	2.2	2.2	2.2	2.2	2.2	2.3
Avg. Stride Length [m]	5.3	7.4	7.5	7.3	7.4	7.5	7.4	7.6	7.5



- [] Ranking at each section and finish
- .-.- No data available at this section
- NA No data available



Horse/Jockey Name	Vortexia
Final Rank	2
Fastest Section Time (Section)	0:09.47 (Overall)
Top Speed [km/h] (Section)	64.5 (1600m)
Race State	Finished



Ipswich QLD Professional

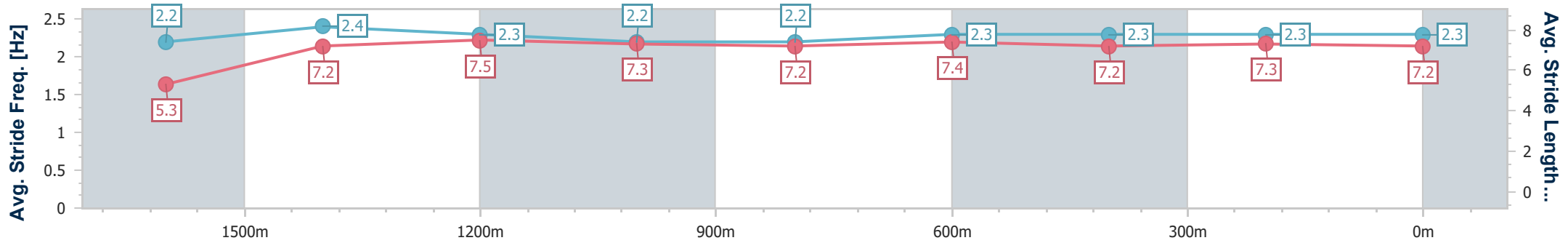
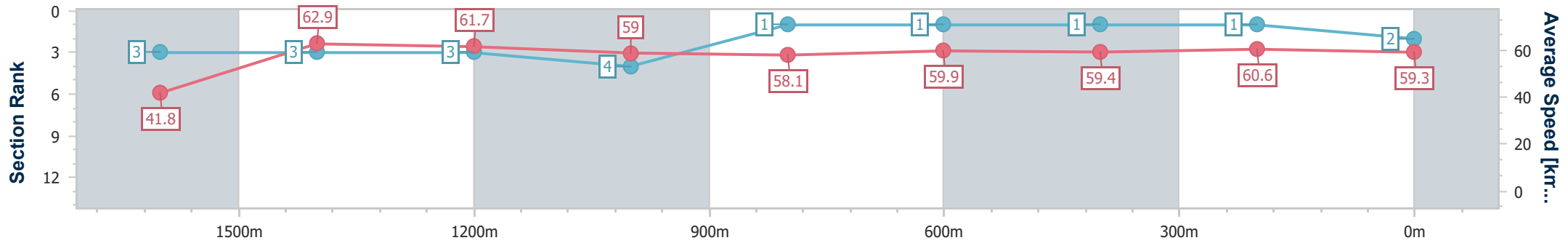
Race 8: RAY WHITE IPSWICH Class 1 Handicap - 1710m

07 November 2024 - 17:23



Track Rating: Good 4, Weather: Fine, Rail Position: +10m Entire

Section	Overall	1600m	1400m	1200m	1000m	800m	600m	400m	200m
Section Times	1:44.93 [2] (0:09.47)	1:35.46 [3] (0:11.39)	1:24.07 [3] (0:11.59)	1:12.48 [3] (0:12.17)	1:00.31 [4] (0:12.38)	0:47.93 [1] (0:11.98)	0:35.95 [1] (0:12.00)	0:23.95 [1] (0:11.79)	0:12.16 [1] (0:12.16)
Average Speed [km/h]	41.8	62.9	61.7	59.0	58.1	59.9	59.4	60.6	59.3
Top Speed [km/h]	60.5	64.5	62.6	62.0	61.2	61.8	60.4	61.8	60.3
Avg. Dist. to Rail [m]	1.5	1.6	2.2	0.8	0.3	1.2	2.2	2.5	2.2
Avg. Stride Freq. [Hz]	2.2	2.4	2.3	2.2	2.2	2.3	2.3	2.3	2.3
Avg. Stride Length [m]	5.3	7.2	7.5	7.3	7.2	7.4	7.2	7.3	7.2



- [] Ranking at each section and finish
- .-.- No data available at this section
- NA No data available



Horse/Jockey Name	Lasqueti Boom
Final Rank	3
Fastest Section Time (Section)	0:09.79 (Overall)
Top Speed [km/h] (Section)	63.1 (1600m)
Race State	Finished



Ipswich QLD Professional

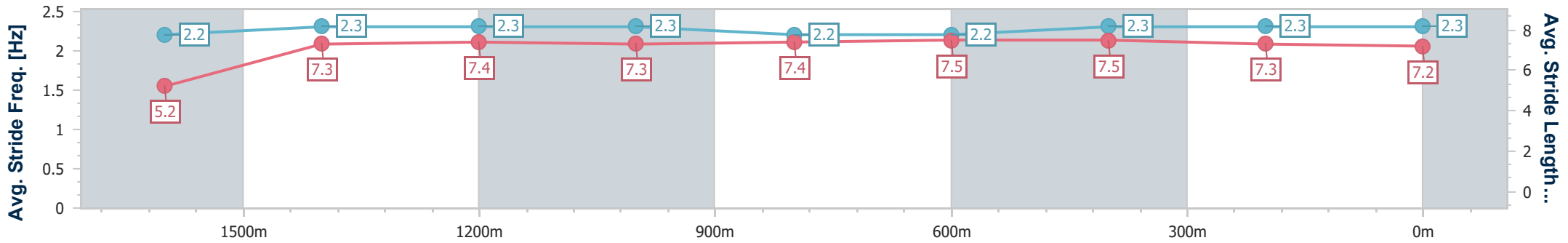
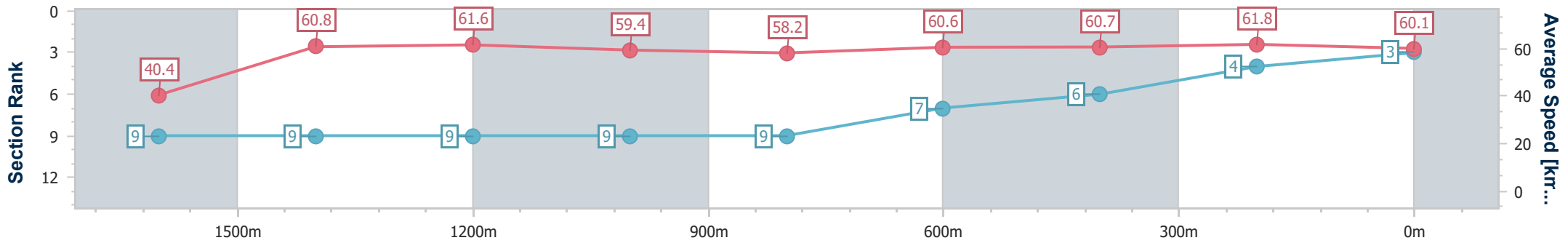
Race 8: RAY WHITE IPSWICH Class 1 Handicap - 1710m

07 November 2024 - 17:23



Track Rating: Good 4, Weather: Fine, Rail Position: +10m Entire

Section	Overall	1600m	1400m	1200m	1000m	800m	600m	400m	200m
Section Times	1:45.11 [3] (0:09.79)	1:35.32 [9] (0:11.87)	1:23.45 [9] (0:11.59)	1:11.86 [9] (0:12.04)	0:59.82 [9] (0:12.39)	0:47.43 [9] (0:11.91)	0:35.52 [7] (0:11.83)	0:23.69 [6] (0:11.68)	0:12.01 [4] (0:12.01)
Average Speed [km/h]	40.4	60.8	61.6	59.4	58.2	60.6	60.7	61.8	60.1
Top Speed [km/h]	57.1	63.1	62.2	62.2	60.4	61.1	61.6	62.2	62.0
Avg. Dist. to Rail [m]	5.7	1.7	1.8	0.8	0.3	0.3	0.3	0.4	1.3
Avg. Stride Freq. [Hz]	2.2	2.3	2.3	2.3	2.2	2.2	2.3	2.3	2.3
Avg. Stride Length [m]	5.2	7.3	7.4	7.3	7.4	7.5	7.5	7.3	7.2



- [] Ranking at each section and finish
- .-.- No data available at this section
- NA No data available



Horse/Jockey Name	Adelaide's Lace
Final Rank	4
Fastest Section Time (Section)	0:09.54 (Overall)
Top Speed [km/h] (Section)	63.7 (1400m)
Race State	Finished



Ipswich QLD Professional

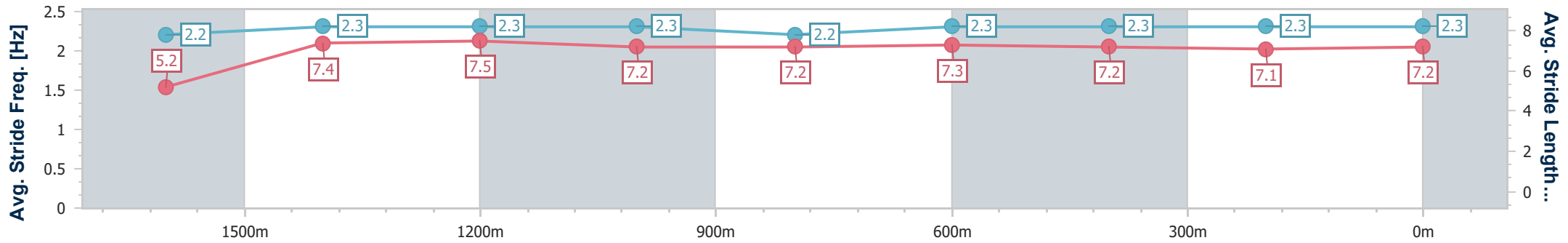
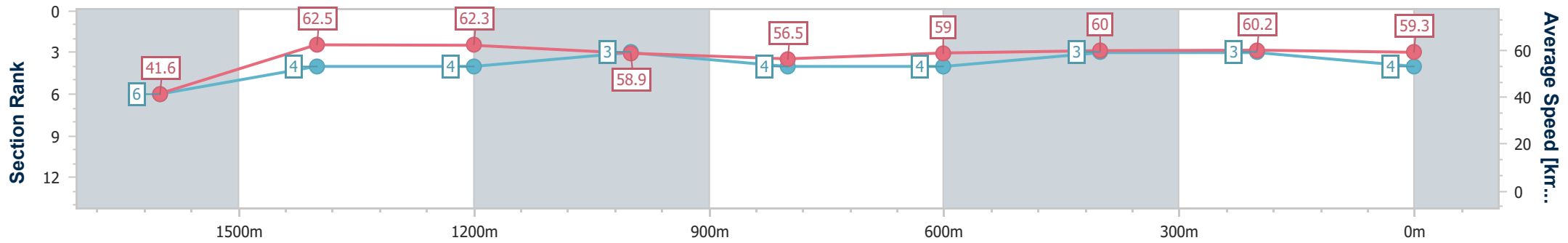
Race 8: RAY WHITE IPSWICH Class 1 Handicap - 1710m

07 November 2024 - 17:23



Track Rating: Good 4, Weather: Fine, Rail Position: +10m Entire

Section	Overall	1600m	1400m	1200m	1000m	800m	600m	400m	200m
Section Times	1:45.16 [4] (0:09.54)	1:35.62 [6] (0:11.50)	1:24.12 [4] (0:11.43)	1:12.69 [4] (0:12.14)	1:00.55 [3] (0:12.63)	0:47.92 [4] (0:12.10)	0:35.82 [4] (0:11.87)	0:23.95 [3] (0:11.82)	0:12.13 [3] (0:12.13)
Average Speed [km/h]	41.6	62.5	62.3	58.9	56.5	59.0	60.0	60.2	59.3
Top Speed [km/h]	61.2	63.4	63.7	62.2	58.4	60.2	61.2	61.2	61.2
Avg. Dist. to Rail [m]	0.9	2.3	2.8	2.0	2.0	2.4	2.7	2.8	3.1
Avg. Stride Freq. [Hz]	2.2	2.3	2.3	2.3	2.2	2.3	2.3	2.3	2.3
Avg. Stride Length [m]	5.2	7.4	7.5	7.2	7.2	7.3	7.2	7.1	7.2



- [] Ranking at each section and finish
- .-.- No data available at this section
- NA No data available



Horse/Jockey Name	Max 'O' Max
Final Rank	5
Fastest Section Time (Section)	0:09.38 (Overall)
Top Speed [km/h] (Section)	64.3 (1600m)
Race State	Finished



Ipswich QLD Professional

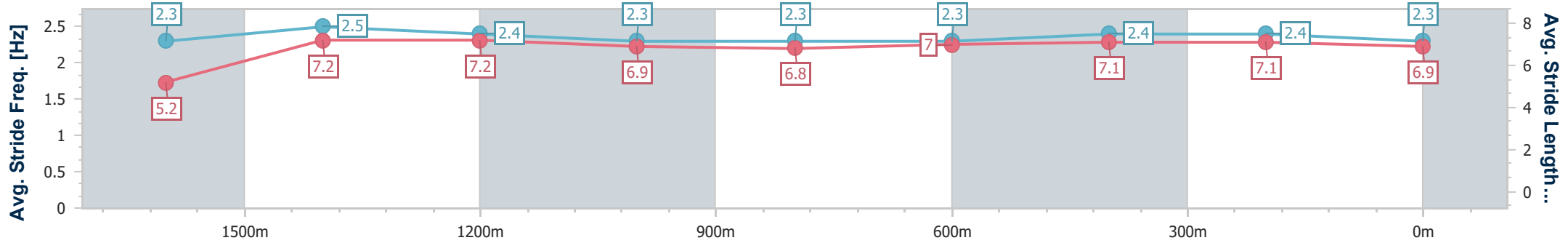
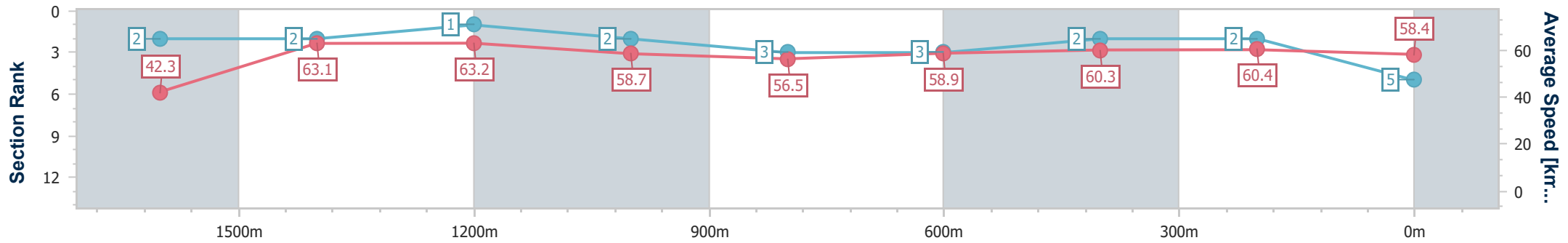
Race 8: RAY WHITE IPSWICH Class 1 Handicap - 1710m

07 November 2024 - 17:23



Track Rating: Good 4, Weather: Fine, Rail Position: +10m Entire

Section	Overall	1600m	1400m	1200m	1000m	800m	600m	400m	200m
Section Times	1:45.29 [5] (0:09.38)	1:35.91 [2] (0:11.37)	1:24.54 [2] (0:11.34)	1:13.20 [1] (0:12.24)	1:00.96 [2] (0:12.73)	0:48.23 [3] (0:12.19)	0:36.04 [3] (0:11.84)	0:24.20 [2] (0:11.85)	0:12.35 [2] (0:12.35)
Average Speed [km/h]	42.3	63.1	63.2	58.7	56.5	58.9	60.3	60.4	58.4
Top Speed [km/h]	60.2	64.3	64.0	61.0	58.1	59.7	61.0	61.2	59.9
Avg. Dist. to Rail [m]	3.8	0.9	1.4	0.6	0.7	1.2	1.0	1.8	0.6
Avg. Stride Freq. [Hz]	2.3	2.5	2.4	2.3	2.3	2.3	2.4	2.4	2.3
Avg. Stride Length [m]	5.2	7.2	7.2	6.9	6.8	7.0	7.1	7.1	6.9



- [] Ranking at each section and finish
- .-.- No data available at this section
- NA No data available



Horse/Jockey Name	Pireonti
Final Rank	6
Fastest Section Time (Section)	0:09.47 (Overall)
Top Speed [km/h] (Section)	63.4 (1600m)
Race State	Finished



Ipswich QLD Professional

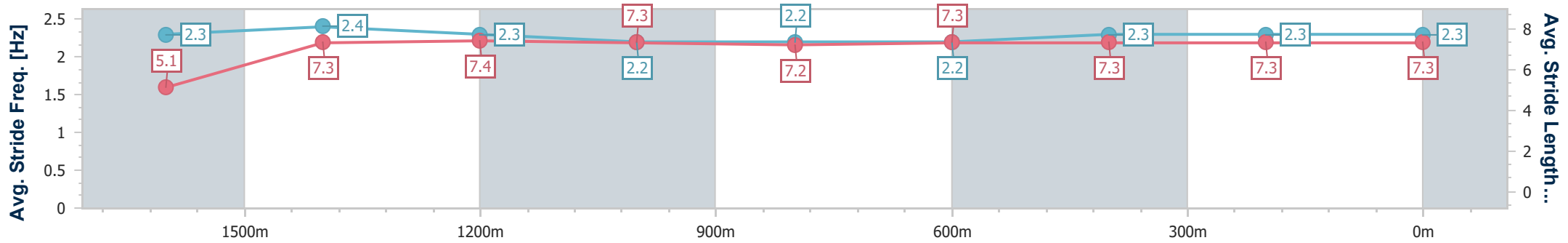
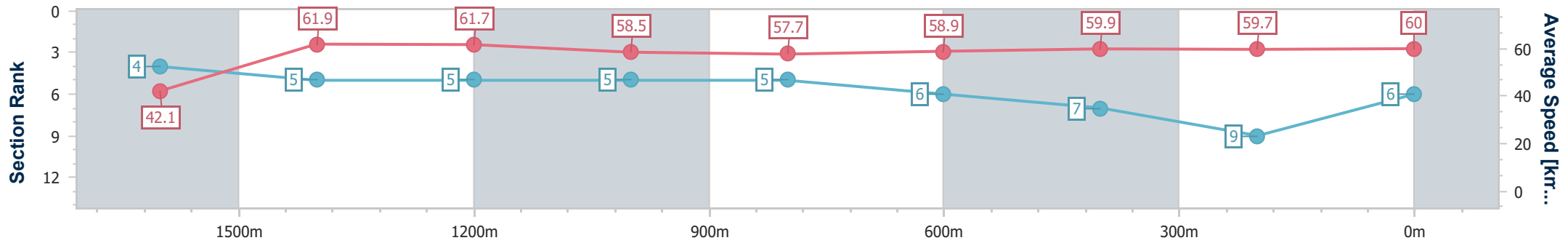
Race 8: RAY WHITE IPSWICH Class 1 Handicap - 1710m

07 November 2024 - 17:23



Track Rating: Good 4, Weather: Fine, Rail Position: +10m Entire

Section	Overall	1600m	1400m	1200m	1000m	800m	600m	400m	200m
Section Times	1:45.57 [6] (0:09.47)	1:36.10 [4] (0:11.58)	1:24.52 [5] (0:11.62)	1:12.90 [5] (0:12.27)	1:00.63 [5] (0:12.45)	0:48.18 [5] (0:12.16)	0:36.02 [6] (0:11.99)	0:24.03 [7] (0:12.05)	0:11.98 [9] (0:11.98)
Average Speed [km/h]	42.1	61.9	61.7	58.5	57.7	58.9	59.9	59.7	60.0
Top Speed [km/h]	59.0	63.4	62.8	61.2	59.5	59.5	61.2	61.6	61.5
Avg. Dist. to Rail [m]	2.4	1.2	1.5	0.7	0.5	1.1	0.9	0.8	3.0
Avg. Stride Freq. [Hz]	2.3	2.4	2.3	2.2	2.2	2.2	2.3	2.3	2.3
Avg. Stride Length [m]	5.1	7.3	7.4	7.3	7.2	7.3	7.3	7.3	7.3



- [] Ranking at each section and finish
- .-.- No data available at this section
- NA No data available



Horse/Jockey Name	Planned Encounter
Final Rank	7
Fastest Section Time (Section)	0:10.16 (Overall)
Top Speed [km/h] (Section)	63.0 (1200m)
Race State	Finished



Ipswich QLD Professional

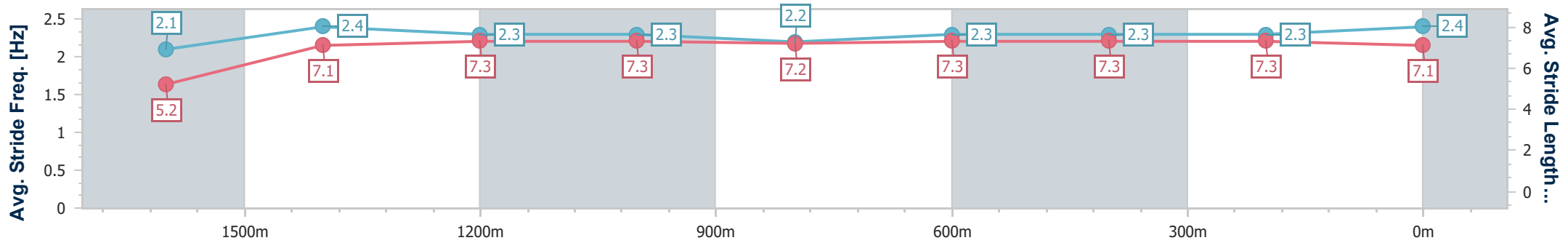
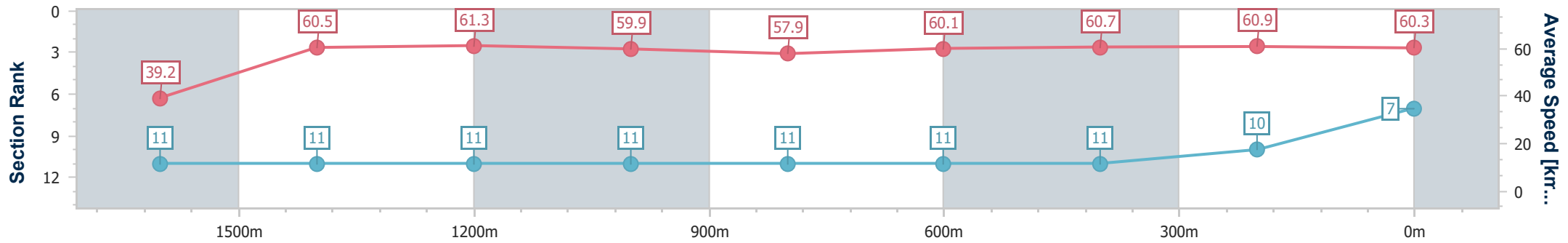
Race 8: RAY WHITE IPSWICH Class 1 Handicap - 1710m

07 November 2024 - 17:23



Track Rating: Good 4, Weather: Fine, Rail Position: +10m Entire

Section	Overall	1600m	1400m	1200m	1000m	800m	600m	400m	200m
Section Times	1:45.57 [7] (0:10.16)	1:35.41 [11] (0:11.87)	1:23.54 [11] (0:11.65)	1:11.89 [11] (0:11.96)	0:59.93 [11] (0:12.40)	0:47.53 [11] (0:11.90)	0:35.63 [11] (0:11.80)	0:23.83 [11] (0:11.88)	0:11.95 [10] (0:11.95)
Average Speed [km/h]	39.2	60.5	61.3	59.9	57.9	60.1	60.7	60.9	60.3
Top Speed [km/h]	58.0	62.7	62.2	63.0	59.4	61.0	61.7	61.8	61.0
Avg. Dist. to Rail [m]	1.8	2.0	2.2	1.1	0.8	1.6	0.9	1.5	4.2
Avg. Stride Freq. [Hz]	2.1	2.4	2.3	2.3	2.2	2.3	2.3	2.3	2.4
Avg. Stride Length [m]	5.2	7.1	7.3	7.3	7.2	7.3	7.3	7.3	7.1



- [] Ranking at each section and finish
- .-.- No data available at this section
- NA No data available



Horse/Jockey Name	No Double Dipping
Final Rank	8
Fastest Section Time (Section)	0:09.50 (Overall)
Top Speed [km/h] (Section)	62.7 (1400m)
Race State	Finished



Ipswich QLD Professional

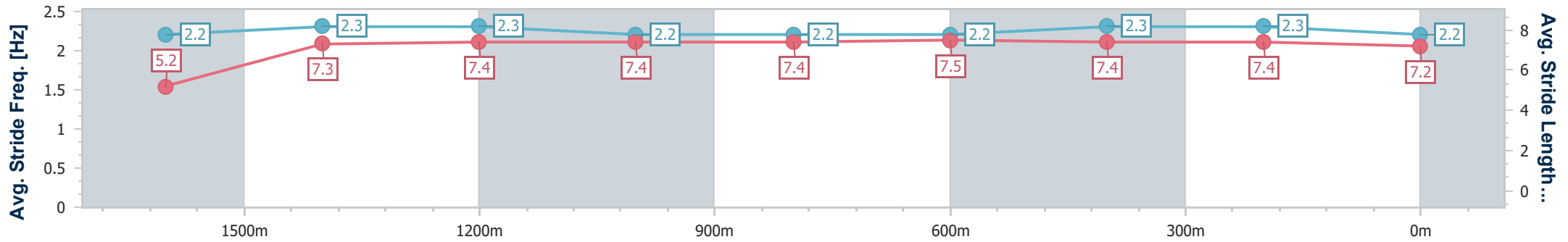
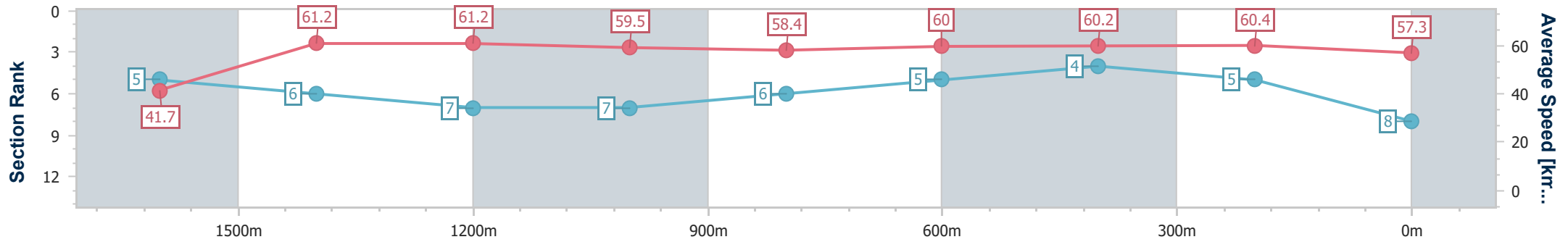
Race 8: RAY WHITE IPSWICH Class 1 Handicap - 1710m

07 November 2024 - 17:23



Track Rating: Good 4, Weather: Fine, Rail Position: +10m Entire

Section	Overall	1600m	1400m	1200m	1000m	800m	600m	400m	200m
Section Times	1:45.79 [8] (0:09.50)	1:36.29 [5] (0:11.78)	1:24.51 [6] (0:11.67)	1:12.84 [7] (0:12.10)	1:00.74 [7] (0:12.37)	0:48.37 [6] (0:11.98)	0:36.39 [5] (0:11.92)	0:24.47 [4] (0:11.89)	0:12.58 [5] (0:12.58)
Average Speed [km/h]	41.7	61.2	61.2	59.5	58.4	60.0	60.2	60.4	57.3
Top Speed [km/h]	59.8	62.6	62.7	62.2	59.9	60.6	61.3	61.0	59.8
Avg. Dist. to Rail [m]	7.1	1.4	1.5	0.3	0.3	0.4	0.4	0.9	0.7
Avg. Stride Freq. [Hz]	2.2	2.3	2.3	2.2	2.2	2.2	2.3	2.3	2.2
Avg. Stride Length [m]	5.2	7.3	7.4	7.4	7.4	7.5	7.4	7.4	7.2



- [] Ranking at each section and finish
- .-.- No data available at this section
- NA No data available



Horse/Jockey Name	Old Salt
Final Rank	9
Fastest Section Time (Section)	0:09.95 (Overall)
Top Speed [km/h] (Section)	63.4 (1600m)
Race State	Finished



Ipswich QLD Professional

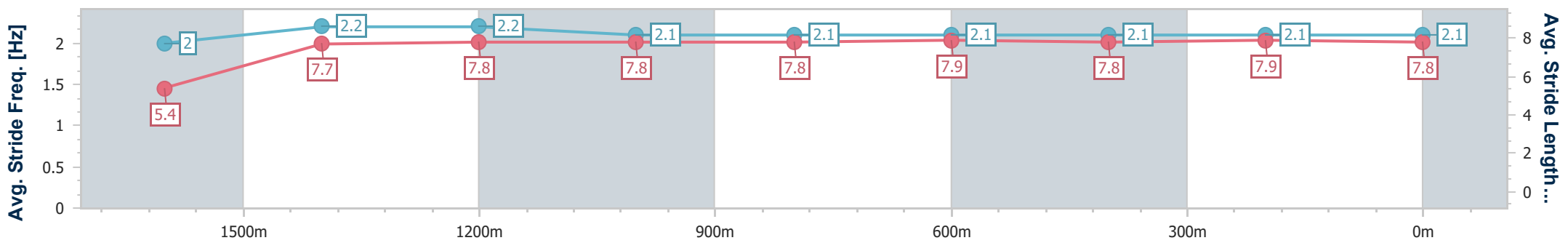
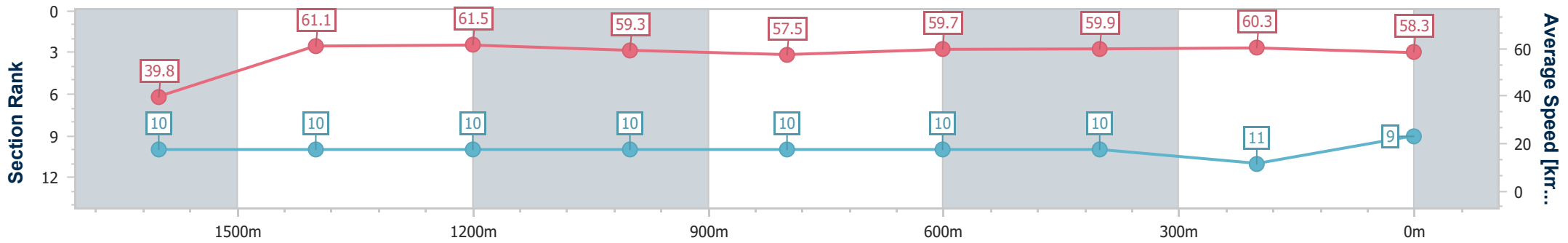
Race 8: RAY WHITE IPSWICH Class 1 Handicap - 1710m

07 November 2024 - 17:23



Track Rating: Good 4, Weather: Fine, Rail Position: +10m Entire

Section	Overall	1600m	1400m	1200m	1000m	800m	600m	400m	200m
Section Times	1:46.01 [9] (0:09.95)	1:36.06 [10] (0:11.76)	1:24.30 [10] (0:11.61)	1:12.69 [10] (0:12.06)	1:00.63 [10] (0:12.46)	0:48.17 [10] (0:11.98)	0:36.19 [10] (0:11.91)	0:24.28 [10] (0:11.90)	0:12.38 [11] (0:12.38)
Average Speed [km/h]	39.8	61.1	61.5	59.3	57.5	59.7	59.9	60.3	58.3
Top Speed [km/h]	57.8	63.4	63.0	62.3	58.6	60.8	61.4	61.4	61.9
Avg. Dist. to Rail [m]	3.9	2.7	2.7	1.5	1.5	1.9	1.9	0.9	2.1
Avg. Stride Freq. [Hz]	2.0	2.2	2.2	2.1	2.1	2.1	2.1	2.1	2.1
Avg. Stride Length [m]	5.4	7.7	7.8	7.8	7.8	7.9	7.8	7.9	7.8



- [] Ranking at each section and finish
- .-.- No data available at this section
- NA No data available



Horse/Jockey Name	Just Want You Back
Final Rank	10
Fastest Section Time (Section)	0:09.74 (Overall)
Top Speed [km/h] (Section)	64.5 (1600m)
Race State	Finished



Ipswich QLD Professional

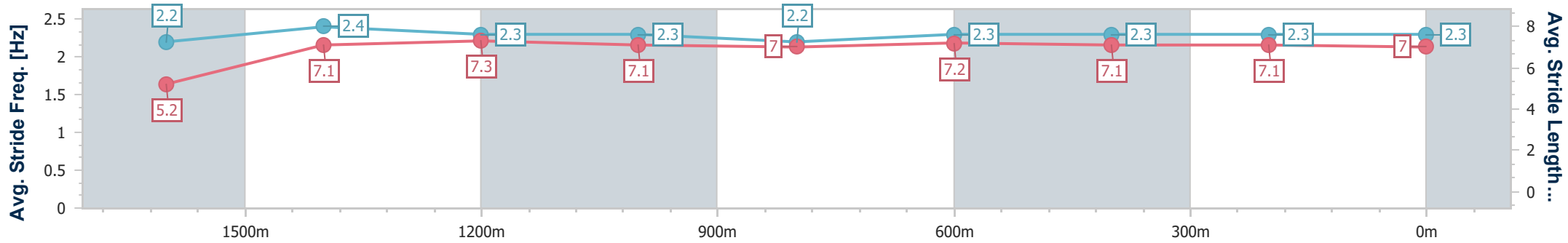
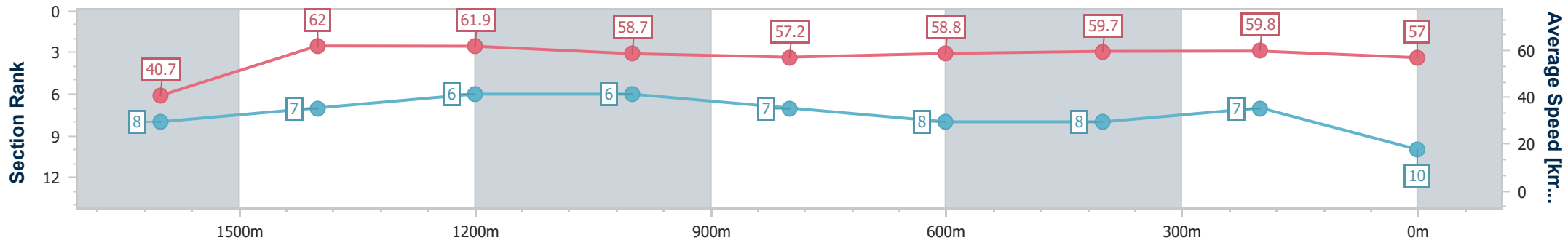
Race 8: RAY WHITE IPSWICH Class 1 Handicap - 1710m

07 November 2024 - 17:23



Track Rating: Good 4, Weather: Fine, Rail Position: +10m Entire

Section	Overall	1600m	1400m	1200m	1000m	800m	600m	400m	200m			
Section Times	1:46.11 [10] (0:09.74)	1:36.37 [8] (0:11.56)	1:24.81 [7] (0:11.45)	1:13.36 [6] (0:12.19)	1:01.17 [6] (0:12.57)	0:48.60 [7] (0:12.09)	0:36.51 [8] (0:11.95)	0:24.56 [8] (0:11.96)	0:12.60 [7] (0:12.60)			
Average Speed [km/h]	40.7	62.0	61.9	58.7	57.2	58.8	59.7	59.8	57.0			
Top Speed [km/h]	60.2	64.5	62.9	62.7	58.6	60.0	60.9	61.0	58.4			
Avg. Dist. to Rail [m]	2.8	3.5	3.1	1.7	1.6	2.1	2.2	2.8	2.8			
Avg. Stride Freq. [Hz]	2.2	2.4	2.3	2.3	2.2	2.3	2.3	2.3	2.3			
Avg. Stride Length [m]	5.2	7.1	7.3	7.1	7.0	7.2	7.1	7.1	7.0			



- [] Ranking at each section and finish
- .-.- No data available at this section
- NA No data available



Horse/Jockey Name	Maple Magic
Final Rank	11
Fastest Section Time (Section)	0:09.32 (Overall)
Top Speed [km/h] (Section)	63.9 (1600m)
Race State	Finished



Ipswich QLD Professional

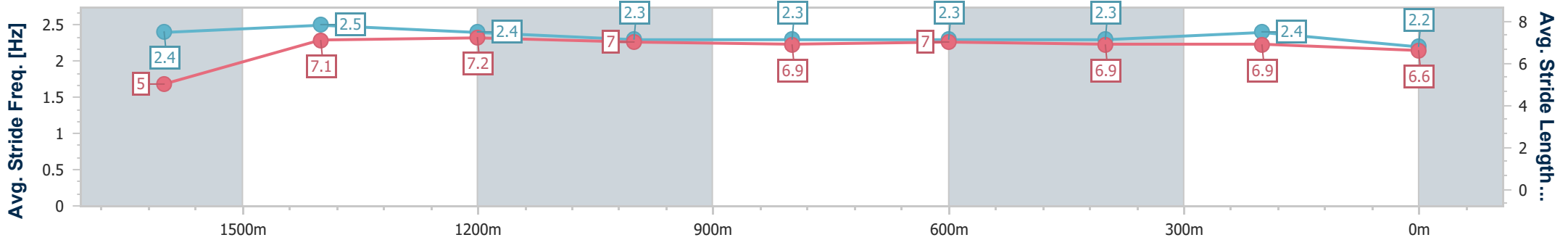
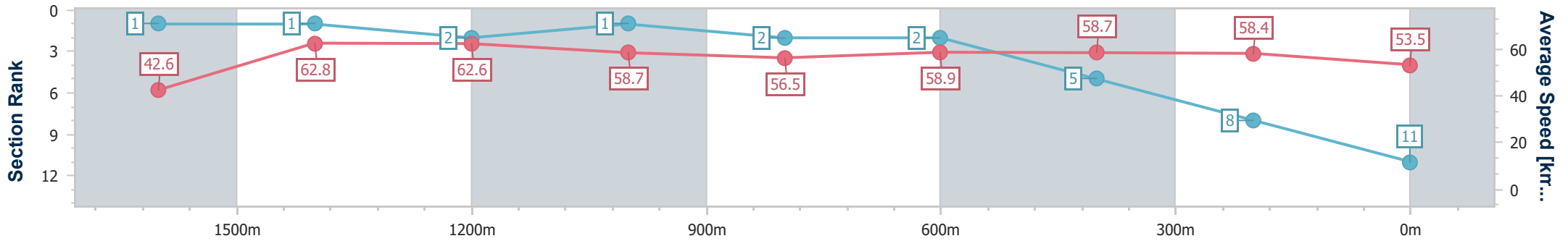
Race 8: RAY WHITE IPSWICH Class 1 Handicap - 1710m

07 November 2024 - 17:23



Track Rating: Good 4, Weather: Fine, Rail Position: +10m Entire

Section	Overall	1600m	1400m	1200m	1000m	800m	600m	400m	200m
Section Times	1:47.04 [11] (0:09.32)	1:37.72 [1] (0:11.42)	1:26.30 [1] (0:11.37)	1:14.93 [2] (0:12.20)	1:02.73 [1] (0:12.72)	0:50.01 [2] (0:12.14)	0:37.87 [2] (0:12.17)	0:25.70 [5] (0:12.22)	0:13.48 [8]
Average Speed [km/h]	42.6	62.8	62.6	58.7	56.5	58.9	58.7	58.4	53.5
Top Speed [km/h]	60.0	63.9	63.4	61.4	57.9	59.8	59.8	59.3	57.9
Avg. Dist. to Rail [m]	1.4	3.5	2.3	1.2	1.3	2.0	1.5	1.8	1.1
Avg. Stride Freq. [Hz]	2.4	2.5	2.4	2.3	2.3	2.3	2.3	2.4	2.2
Avg. Stride Length [m]	5.0	7.1	7.2	7.0	6.9	7.0	6.9	6.9	6.6



- [] Ranking at each section and finish
- .-.- No data available at this section
- NA No data available