



Eagle Farm QLD Professional

Race 2: SEN Maiden Plate - 1600m

05 November 2024 - 12:12



BRISBANE
RACING CLUB

Track Rating: Good 3, Weather: Fine, Rail Position: +8m Entire

Section		Field Times												
		Overall	1400m	1200m	1000m	800m	600m	400m	Last 600m					
		1:34.55 (0:13.39)	1:21.16 (0:10.85)	1:10.31 (0:11.26)	0:59.05 (0:12.02)	0:47.03 (0:11.62)	0:35.41 (0:11.47)	0:23.94 (0:11.64)	0:35.41					
Rank	TAB Horse/Jockey	Barrier	Top Speed [km/h]	Fastest Section										Distance Travelled [m]
1	11 AUTORA Samantha Collett	3	66.7 1400m	0:11.06 1400m	1:34.55 [1] (0:13.97)	1:20.58 [8] (0:11.06)	1:09.52 [8] (0:11.33)	0:58.19 [8] (0:12.02)	0:46.17 [7] (0:11.58)	0:34.59 [7] (0:11.26)	0:23.33 [5] (0:11.32)	0:34.59		
2	3 NAGAMIE Martin Harley	9	67.9 1400m	0:10.84 1400m	1:34.69 [2] (0:13.43)	1:21.26 [2] (0:10.84)	1:10.42 [2] (0:11.31)	0:59.11 [2] (0:12.06)	0:47.05 [2] (0:11.55)	0:35.50 [2] (0:11.45)	0:24.05 [2] (0:11.61)	0:35.50	-1	
3	15 LA COMETA Andrew Mallyon	7	66.9 1400m	0:10.85 1400m	1:35.08 [3] (0:13.58)	1:21.50 [3] (0:10.85)	1:10.65 [3] (0:11.44)	0:59.21 [3] (0:12.11)	0:47.10 [3] (0:11.62)	0:35.48 [3] (0:11.43)	0:24.05 [3] (0:11.61)	0:35.48	+2	
4	10 ARGERICH Emily Lang	4	66.8 1400m	0:11.06 1400m	1:35.23 [4] (0:13.86)	1:21.37 [7] (0:11.06)	1:10.31 [7] (0:11.33)	0:58.98 [7] (0:12.22)	0:46.76 [8] (0:11.67)	0:35.09 [8] (0:11.35)	0:23.74 [7] (0:11.56)	0:35.09	+3	
5	7 ZOUGO BOSS Angela Jones	6	66.7 1400m	0:11.06 1400m	1:35.31 [5] (0:13.63)	1:21.68 [4] (0:11.06)	1:10.62 [4] (0:11.40)	0:59.22 [5] (0:12.23)	0:46.99 [6] (0:11.59)	0:35.40 [6] (0:11.46)	0:23.94 [6] (0:11.51)	0:35.40	+2	
6	4 NAPA VALLEY Boris Thornton	1	66.7 1400m	0:11.02 1400m	1:35.95 [6] (0:13.70)	1:22.25 [5] (0:11.02)	1:11.23 [5] (0:11.34)	0:59.89 [4] (0:12.08)	0:47.81 [5] (0:11.58)	0:36.23 [4] (0:11.44)	0:24.79 [4] (0:11.78)	0:36.23	-4	
7	2 ELROY Taylor Marshall	8	67.6 400m	0:11.08 600m	1:36.01 [7] (0:14.40)	1:21.61 [11] (0:11.37)	1:10.24 [12] (0:11.31)	0:58.93 [12] (0:11.84)	0:47.09 [11] (0:11.59)	0:35.50 [11] (0:11.08)	0:24.42 [9] (0:11.29)	0:35.50	-3	
8	16 ROTHSPHENE Cejay Graham	5	65.3 1400m	0:11.23 1200m	1:36.09 [8] (0:14.14)	1:21.95 [10] (0:11.28)	1:10.67 [10] (0:11.23)	0:59.44 [10] (0:11.93)	0:47.51 [9] (0:11.69)	0:35.82 [9] (0:11.37)	0:24.45 [11] (0:11.46)	0:35.82	+1	
9	1 DONI TONDO Adin Thompson	2	67.3 1400m	0:10.85 1400m	1:36.37 [9] (0:13.39)	1:22.98 [1] (0:10.85)	1:12.13 [1] (0:11.26)	1:00.87 [1] (0:12.02)	0:48.85 [1] (0:11.62)	0:37.23 [1] (0:11.47)	0:25.76 [1] (0:12.21)	0:37.23	-3	
10	9 STAPLETON Justin Stanley	10	65.9 1400m	0:11.01 1400m	1:36.41 [10] (0:13.77)	1:22.64 [6] (0:11.01)	1:11.63 [6] (0:11.33)	1:00.30 [6] (0:11.90)	0:48.40 [4] (0:11.78)	0:36.62 [5] (0:11.71)	0:24.91 [8] (0:11.88)	0:36.62	+7	

Scratched: State A Fact (#6), Noctilucent (#5), Metcalfe (#8), Migratory (#12)

[] Ranking at each section and finish
 -:-:- No data available at this section
 NA No data available

SCN Saddle cloth number
 DNF Did not finish
 DNT Did not track



Eagle Farm QLD Professional

Race 2: SEN Maiden Plate - 1600m

05 November 2024 - 12:12



BRISBANE
RACING CLUB

Track Rating: Good 3, Weather: Fine, Rail Position: +8m Entire

Section		Overall	1400m	1200m	1000m	800m	600m	400m	Last 600m
Field Times		1:34.55 (0:13.39)	1:21.16 (0:10.85)	1:10.31 (0:11.26)	0:59.05 (0:12.02)	0:47.03 (0:11.62)	0:35.41 (0:11.47)	0:23.94 (0:11.64)	0:35.41

Rank	TAB	Horse/Jockey	Barrier	Top Speed [km/h]	Fastest Section	Overall	1400m	1200m	1000m	800m	600m	400m	Last 600m	Distance Travelled [m]
11	14	WHISKEY TOWER Tahlia Fenlon	11	65.7 1400m	0:11.20 1400m	1:36.45 [11] (0:14.41)	1:22.04 [12] (0:11.20)	1:10.84 [11] (0:11.22)	0:59.62 [11] (0:12.13)	0:47.49 [12] (0:11.68)	0:35.81 [12] (0:11.36)	0:24.45 [12] (0:11.70)	0:35.81	+1
12	13	SHE'S WORTH IT Bailey Wheeler	12	66.0 600m	0:11.18 1400m	1:36.66 [12] (0:14.04)	1:22.62 [9] (0:11.18)	1:11.44 [9] (0:11.27)	1:00.17 [9] (0:12.21)	0:47.96 [10] (0:11.64)	0:36.32 [10] (0:11.27)	0:25.05 [10] (0:11.83)	0:36.32	+5

Scratched: State A Fact (#6), Noctilucent (#5), Metcalfe (#8), Migratory (#12)

[] Ranking at each section and finish
 -:-:-:- No data available at this section
 NA No data available

SCN Saddle cloth number
 DNF Did not finish
 DNT Did not track



Eagle Farm QLD Professional

Race 2: SEN Maiden Plate - 1600m

05 November 2024 - 12:12



BRISBANE
RACING CLUB

Track Rating: Good 3, Weather: Fine, Rail Position: +8m Entire

Section				200m				Last 600m	
Field Times				0:12.30 (0:12.30)				0:35.41	
Rank	TAB	Horse/Jockey	Barrier	Top Speed [km/h]	Fastest Section	Margin			Distance Travelled [m]
1	11	AUTORA Samantha Collett	3	66.7 1400m	0:11.06 1400m	0:12.01 [2] (0:12.01)	1:34.55		0:34.59
2	3	NAGAMIE Martin Harley	9	67.9 1400m	0:10.84 1400m	0:12.44 [1] (0:12.44)	0.84L		0:35.50 -1
3	15	LA COMETA Andrew Mallyon	7	66.9 1400m	0:10.85 1400m	0:12.44 [3] (0:12.44)	3.14L		0:35.48 +2
4	10	ARGERICH Emily Lang	4	66.8 1400m	0:11.06 1400m	0:12.18 [8] (0:12.18)	4L		0:35.09 +3
5	7	ZOUGO BOSS Angela Jones	6	66.7 1400m	0:11.06 1400m	0:12.43 [5] (0:12.43)	4.49L		0:35.40 +2
6	4	NAPA VALLEY Boris Thornton	1	66.7 1400m	0:11.02 1400m	0:13.01 [7] (0:13.01)	8.27L		0:36.23 -4
7	2	ELROY Taylor Marshall	8	67.6 400m	0:11.08 600m	0:13.13 [6] (0:13.13)	8.62L		0:35.50 -3
8	16	ROTHSPHENE Cejay Graham	5	65.3 1400m	0:11.23 1200m	0:12.99 [9] (0:12.99)	9.09L		0:35.82 +1
9	1	DONI TONDO Adin Thompson	2	67.3 1400m	0:10.85 1400m	0:13.55 [4] (0:13.55)	10.74L		0:37.23 -3
10	9	STAPLETON Justin Stanley	10	65.9 1400m	0:11.01 1400m	0:13.03 [10] (0:13.03)	10.98L		0:36.62 +7

Scratched: State A Fact (#6), Noctilucent (#5), Metcalfe (#8), Migratory (#12)

[] Ranking at each section and finish
 -:-:- No data available at this section
 NA No data available

SCN Saddle cloth number
 DNF Did not finish
 DNT Did not track



Eagle Farm QLD Professional

Race 2: SEN Maiden Plate - 1600m

05 November 2024 - 12:12



BRISBANE
RACING CLUB

Track Rating: Good 3, Weather: Fine, Rail Position: +8m Entire

Section				200m				Last 600m	
Field Times				0:12.30 (0:12.30)				0:35.41	
Rank	TAB Horse/Jockey	Barrier	Top Speed [km/h]	Fastest Section	Margin				Distance Travelled [m]
11	14 WHISKEY TOWER Tahlia Fenlon	11	65.7 1400m	0:11.20 1400m	0:12.75 [12] (0:12.75)	11.17L		0:35.81	+1
12	13 SHE'S WORTH IT Bailey Wheeler	12	66.0 600m	0:11.18 1400m	0:13.22 [11] (0:13.22)	12.41L		0:36.32	+5

Scratched: State A Fact (#6), Noctilucent (#5), Metcalfe (#8), Migratory (#12)

[] Ranking at each section and finish
 -:-:-:- No data available at this section
 NA No data available

SCN Saddle cloth number
 DNF Did not finish
 DNT Did not track



Horse/Jockey Name	Autura
Final Rank	1
Fastest Section Time (Section)	0:11.06 (1400m)
Top Speed [km/h] (Section)	66.7 (1400m)
Race State	Finished



Eagle Farm QLD Professional

Race 2: SEN Maiden Plate - 1600m

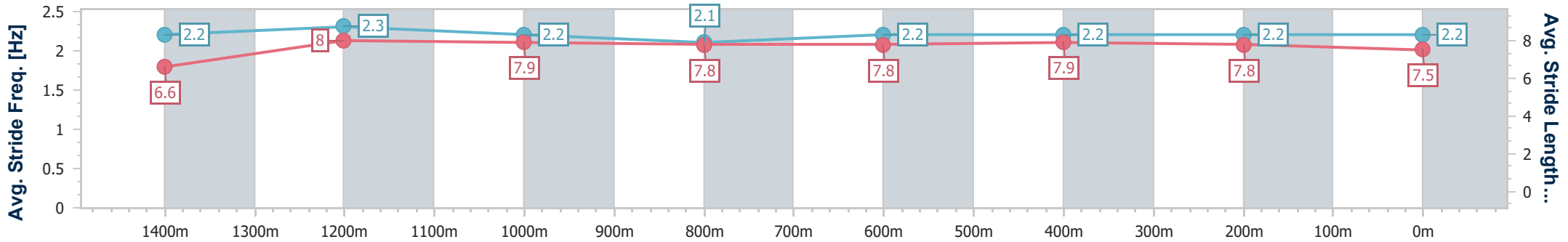
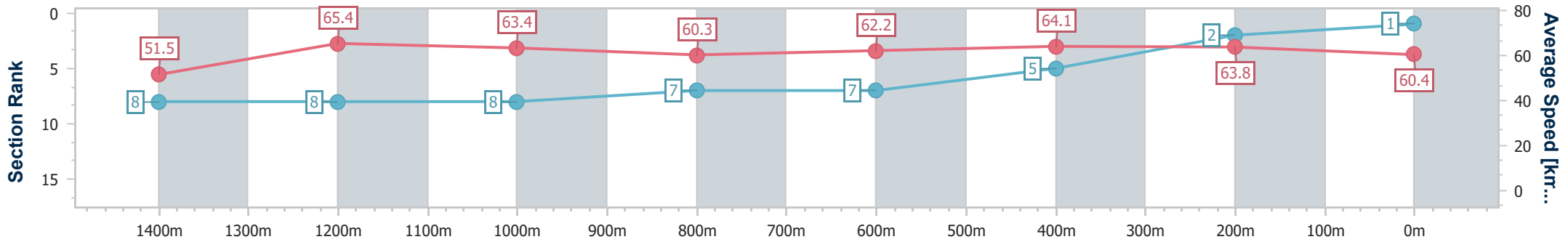
05 November 2024 - 12:12

Track Rating: Good 3, Weather: Fine, Rail Position: +8m Entire



BRISBANE RACING CLUB

Section	Overall	1400m	1200m	1000m	800m	600m	400m	200m
Section Times	1:34.55 [1] (0:13.97)	1:20.58 [8] (0:11.06)	1:09.52 [8] (0:11.33)	0:58.19 [8] (0:12.02)	0:46.17 [7] (0:11.58)	0:34.59 [7] (0:11.26)	0:23.33 [5] (0:11.32)	0:12.01 [2] (0:12.01)
Average Speed [km/h]	51.5	65.4	63.4	60.3	62.2	64.1	63.8	60.4
Top Speed [km/h]	65.7	66.7	65.3	61.2	64.0	66.0	65.4	62.0
Avg. Dist. to Rail [m]	1.8	1.4	1.6	0.8	0.6	0.9	6.1	7.4
Avg. Stride Freq. [Hz]	2.2	2.3	2.2	2.1	2.2	2.2	2.2	2.2
Avg. Stride Length [m]	6.6	8.0	7.9	7.8	7.8	7.9	7.8	7.5



- [] Ranking at each section and finish
- .-.- No data available at this section
- NA No data available



Horse/Jockey Name	Nagamie
Final Rank	2
Fastest Section Time (Section)	0:10.84 (1400m)
Top Speed [km/h] (Section)	67.9 (1400m)
Race State	Finished



Eagle Farm QLD Professional

Race 2: SEN Maiden Plate - 1600m

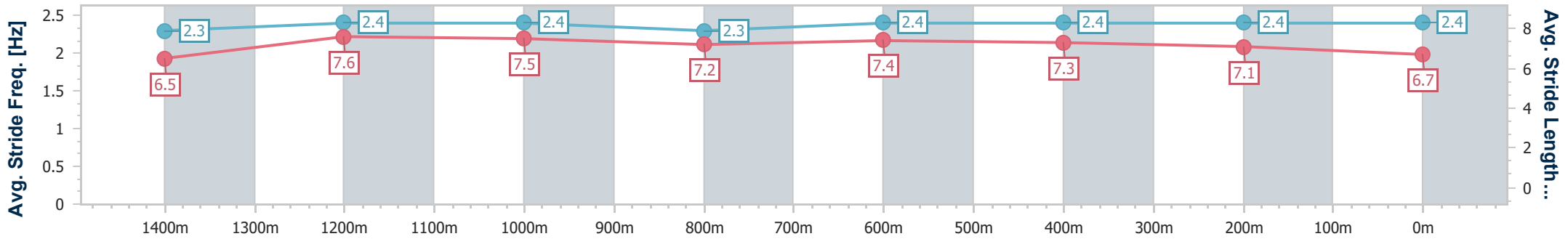
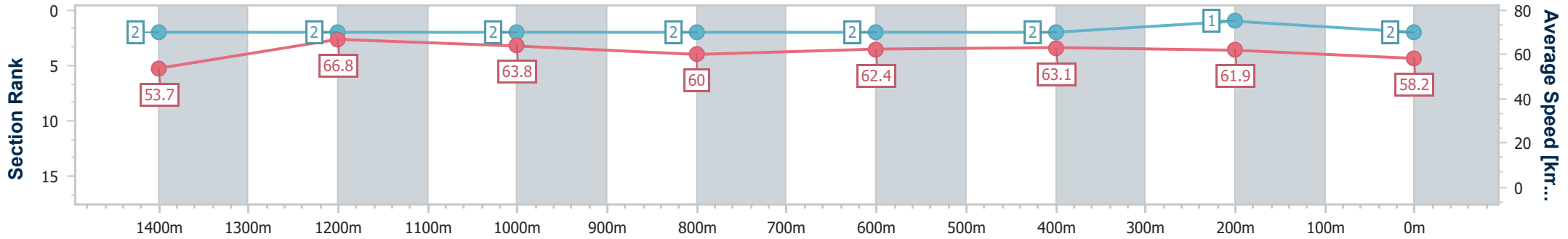
05 November 2024 - 12:12

Track Rating: Good 3, Weather: Fine, Rail Position: +8m Entire



BRISBANE RACING CLUB

Section	Overall	1400m	1200m	1000m	800m	600m	400m	200m
Section Times	1:34.69 [2] (0:13.43)	1:21.26 [2] (0:10.84)	1:10.42 [2] (0:11.31)	0:59.11 [2] (0:12.06)	0:47.05 [2] (0:11.55)	0:35.50 [2] (0:11.45)	0:24.05 [2] (0:11.61)	0:12.44 [1] (0:12.44)
Average Speed [km/h]	53.7	66.8	63.8	60.0	62.4	63.1	61.9	58.2
Top Speed [km/h]	67.0	67.9	67.3	61.3	63.3	64.3	63.2	60.3
Avg. Dist. to Rail [m]	8.1	4.6	2.9	1.1	0.5	0.8	1.9	0.8
Avg. Stride Freq. [Hz]	2.3	2.4	2.4	2.3	2.4	2.4	2.4	2.4
Avg. Stride Length [m]	6.5	7.6	7.5	7.2	7.4	7.3	7.1	6.7



- [] Ranking at each section and finish
- .-.- No data available at this section
- NA No data available



Horse/Jockey Name	La Cometa
Final Rank	3
Fastest Section Time (Section)	0:10.85 (1400m)
Top Speed [km/h] (Section)	66.9 (1400m)
Race State	Finished



Eagle Farm QLD Professional

Race 2: SEN Maiden Plate - 1600m

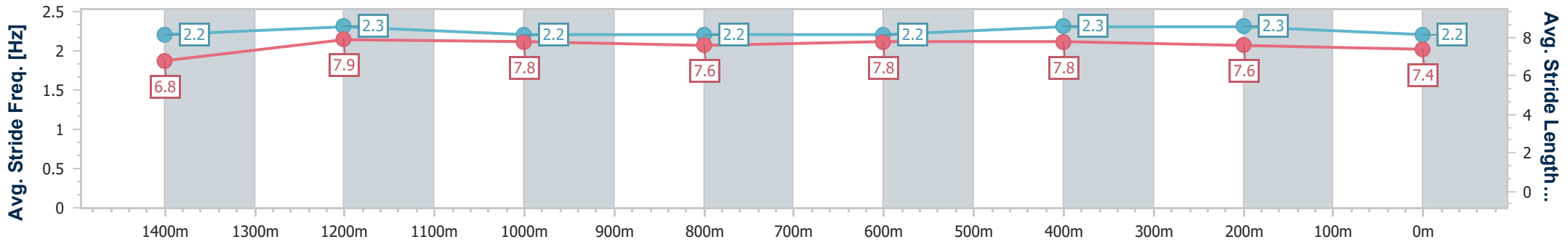
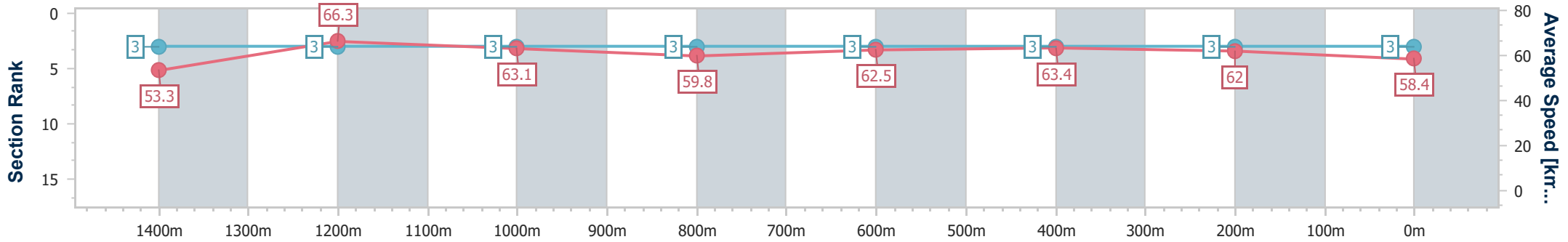
05 November 2024 - 12:12

Track Rating: Good 3, Weather: Fine, Rail Position: +8m Entire



BRISBANE RACING CLUB

Section	Overall	1400m	1200m	1000m	800m	600m	400m	200m
Section Times	1:35.08 [3] (0:13.58)	1:21.50 [3] (0:10.85)	1:10.65 [3] (0:11.44)	0:59.21 [3] (0:12.11)	0:47.10 [3] (0:11.62)	0:35.48 [3] (0:11.43)	0:24.05 [3] (0:11.61)	0:12.44 [3] (0:12.44)
Average Speed [km/h]	53.3	66.3	63.1	59.8	62.5	63.4	62.0	58.4
Top Speed [km/h]	66.7	66.9	64.8	60.5	63.4	63.9	63.9	60.2
Avg. Dist. to Rail [m]	5.9	1.8	2.0	1.5	1.5	1.1	3.3	3.5
Avg. Stride Freq. [Hz]	2.2	2.3	2.2	2.2	2.2	2.3	2.3	2.2
Avg. Stride Length [m]	6.8	7.9	7.8	7.6	7.8	7.8	7.6	7.4



- [] Ranking at each section and finish
- .-.- No data available at this section
- NA No data available



Horse/Jockey Name	Argerich
Final Rank	4
Fastest Section Time (Section)	0:11.06 (1400m)
Top Speed [km/h] (Section)	66.8 (1400m)
Race State	Finished



Eagle Farm QLD Professional

Race 2: SEN Maiden Plate - 1600m

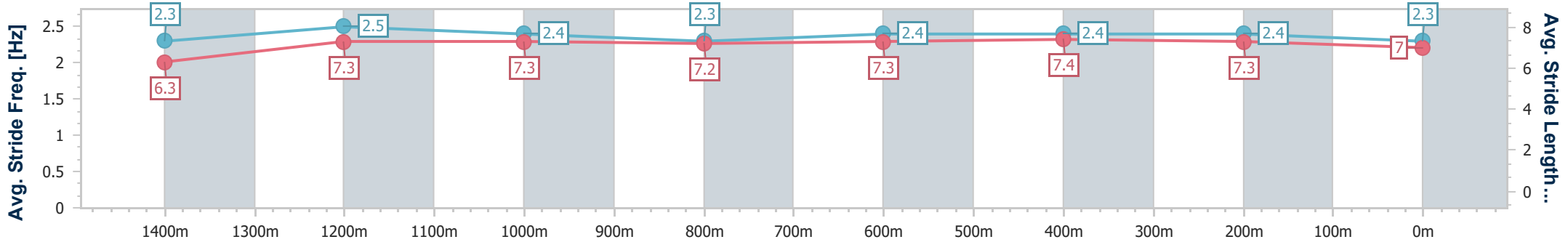
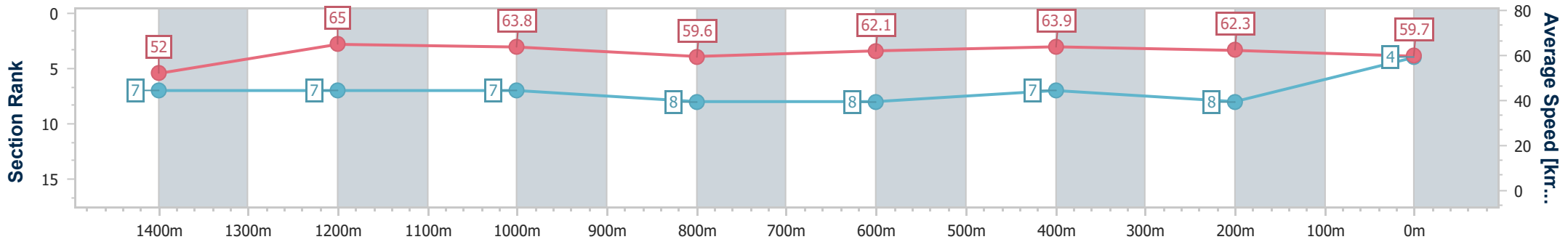
05 November 2024 - 12:12

Track Rating: Good 3, Weather: Fine, Rail Position: +8m Entire



BRISBANE RACING CLUB

Section	Overall	1400m	1200m	1000m	800m	600m	400m	200m
Section Times	1:35.23 [4] (0:13.86)	1:21.37 [7] (0:11.06)	1:10.31 [7] (0:11.33)	0:58.98 [7] (0:12.22)	0:46.76 [8] (0:11.67)	0:35.09 [8] (0:11.35)	0:23.74 [7] (0:11.56)	0:12.18 [8] (0:12.18)
Average Speed [km/h]	52.0	65.0	63.8	59.6	62.1	63.9	62.3	59.7
Top Speed [km/h]	64.3	66.8	64.9	61.0	65.0	65.4	64.0	61.6
Avg. Dist. to Rail [m]	2.8	0.4	1.8	2.0	1.8	1.6	4.4	7.4
Avg. Stride Freq. [Hz]	2.3	2.5	2.4	2.3	2.4	2.4	2.4	2.3
Avg. Stride Length [m]	6.3	7.3	7.3	7.2	7.3	7.4	7.3	7.0



- [] Ranking at each section and finish
- .-.- No data available at this section
- NA No data available



Horse/Jockey Name	Zougo Boss
Final Rank	5
Fastest Section Time (Section)	0:11.06 (1400m)
Top Speed [km/h] (Section)	66.7 (1400m)
Race State	Finished



Eagle Farm QLD Professional

Race 2: SEN Maiden Plate - 1600m

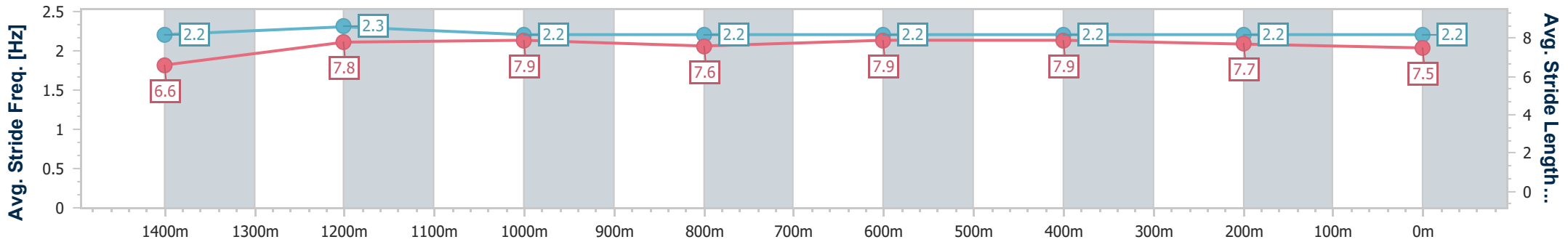
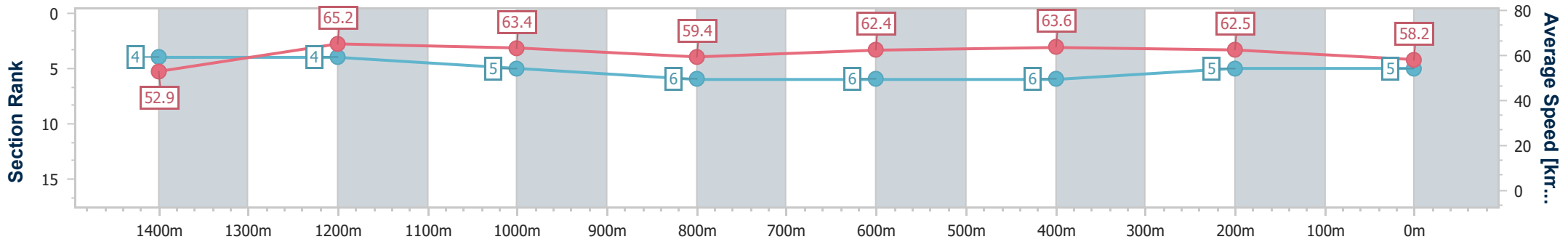
05 November 2024 - 12:12

Track Rating: Good 3, Weather: Fine, Rail Position: +8m Entire



BRISBANE RACING CLUB

Section	Overall	1400m	1200m	1000m	800m	600m	400m	200m
Section Times	1:35.31 [5] (0:13.63)	1:21.68 [4] (0:11.06)	1:10.62 [4] (0:11.40)	0:59.22 [5] (0:12.23)	0:46.99 [6] (0:11.59)	0:35.40 [6] (0:11.46)	0:23.94 [6] (0:11.51)	0:12.43 [5] (0:12.43)
Average Speed [km/h]	52.9	65.2	63.4	59.4	62.4	63.6	62.5	58.2
Top Speed [km/h]	65.5	66.7	65.0	60.1	64.2	64.4	64.3	59.5
Avg. Dist. to Rail [m]	4.8	2.8	3.1	1.9	0.8	2.1	5.6	6.5
Avg. Stride Freq. [Hz]	2.2	2.3	2.2	2.2	2.2	2.2	2.2	2.2
Avg. Stride Length [m]	6.6	7.8	7.9	7.6	7.9	7.9	7.7	7.5



- [] Ranking at each section and finish
- .-.- No data available at this section
- NA No data available



Horse/Jockey Name	Napa Valley
Final Rank	6
Fastest Section Time (Section)	0:11.02 (1400m)
Top Speed [km/h] (Section)	66.7 (1400m)
Race State	Finished



Eagle Farm QLD Professional

Race 2: SEN Maiden Plate - 1600m

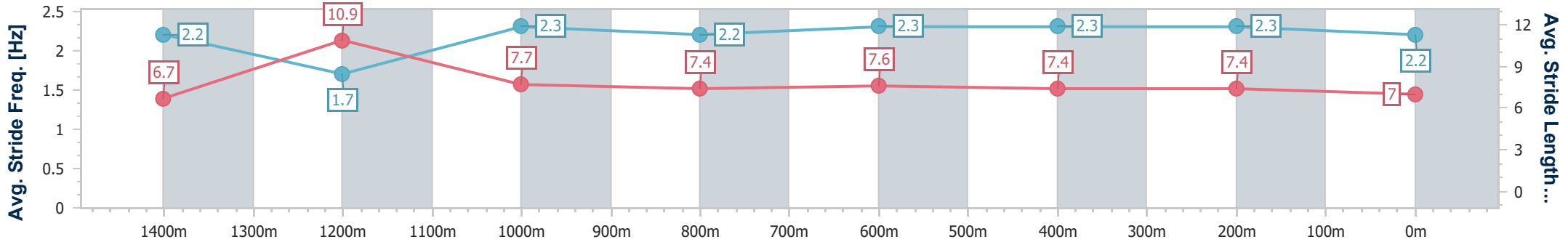
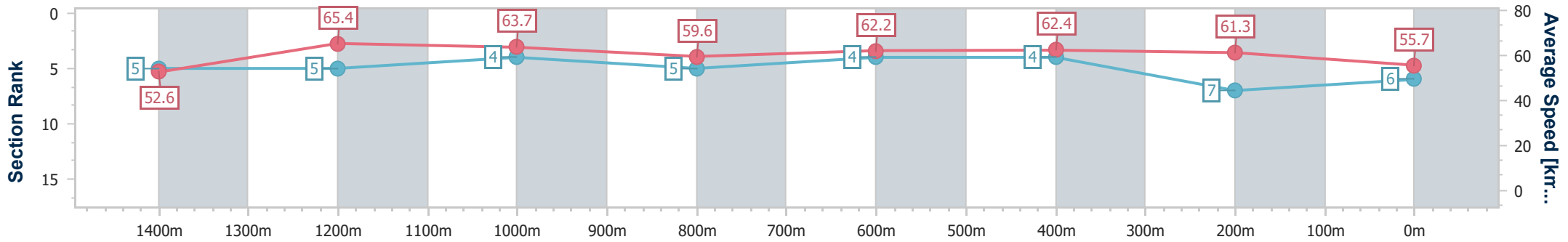
05 November 2024 - 12:12

Track Rating: Good 3, Weather: Fine, Rail Position: +8m Entire



BRISBANE RACING CLUB

Section	Overall	1400m	1200m	1000m	800m	600m	400m	200m
Section Times	1:35.95 [6] (0:13.70)	1:22.25 [5] (0:11.02)	1:11.23 [5] (0:11.34)	0:59.89 [4] (0:12.08)	0:47.81 [5] (0:11.58)	0:36.23 [4] (0:11.44)	0:24.79 [4] (0:11.78)	0:13.01 [7] (0:13.01)
Average Speed [km/h]	52.6	65.4	63.7	59.6	62.2	62.4	61.3	55.7
Top Speed [km/h]	65.5	66.7	65.1	60.8	63.4	63.5	63.4	58.6
Avg. Dist. to Rail [m]	1.5	1.4	1.5	0.6	0.4	0.9	1.7	2.2
Avg. Stride Freq. [Hz]	2.2	1.7	2.3	2.2	2.3	2.3	2.3	2.2
Avg. Stride Length [m]	6.7	10.9	7.7	7.4	7.6	7.4	7.4	7.0



- [] Ranking at each section and finish
- .-.- No data available at this section
- NA No data available



Horse/Jockey Name	Elroy
Final Rank	7
Fastest Section Time (Section)	0:11.08 (600m)
Top Speed [km/h] (Section)	67.6 (400m)
Race State	Finished



Eagle Farm QLD Professional

Race 2: SEN Maiden Plate - 1600m

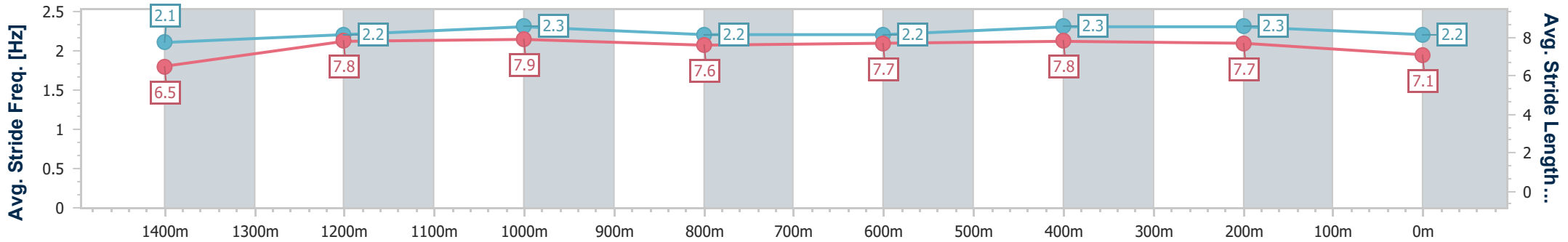
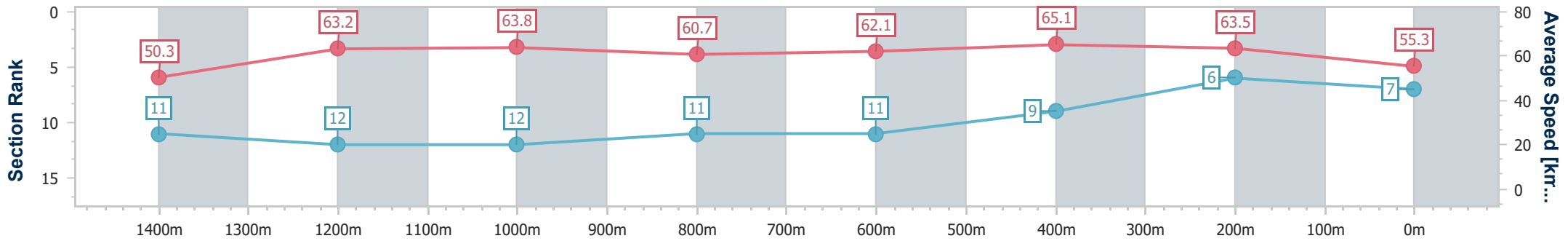
05 November 2024 - 12:12

Track Rating: Good 3, Weather: Fine, Rail Position: +8m Entire



BRISBANE RACING CLUB

Section	Overall	1400m	1200m	1000m	800m	600m	400m	200m
Section Times	1:36.01 [7] (0:14.40)	1:21.61 [11] (0:11.37)	1:10.24 [12] (0:11.31)	0:58.93 [12] (0:11.84)	0:47.09 [11] (0:11.59)	0:35.50 [11] (0:11.08)	0:24.42 [9] (0:11.29)	0:13.13 [6] (0:13.13)
Average Speed [km/h]	50.3	63.2	63.8	60.7	62.1	65.1	63.5	55.3
Top Speed [km/h]	64.3	65.1	64.6	63.4	65.0	66.5	67.6	59.4
Avg. Dist. to Rail [m]	5.5	1.7	1.7	0.4	0.5	0.8	4.1	4.8
Avg. Stride Freq. [Hz]	2.1	2.2	2.3	2.2	2.2	2.3	2.3	2.2
Avg. Stride Length [m]	6.5	7.8	7.9	7.6	7.7	7.8	7.7	7.1



- [] Ranking at each section and finish
- .-.- No data available at this section
- NA No data available



Horse/Jockey Name	Rothsphene
Final Rank	8
Fastest Section Time (Section)	0:11.23 (1200m)
Top Speed [km/h] (Section)	65.3 (1400m)
Race State	Finished



Eagle Farm QLD Professional

Race 2: SEN Maiden Plate - 1600m

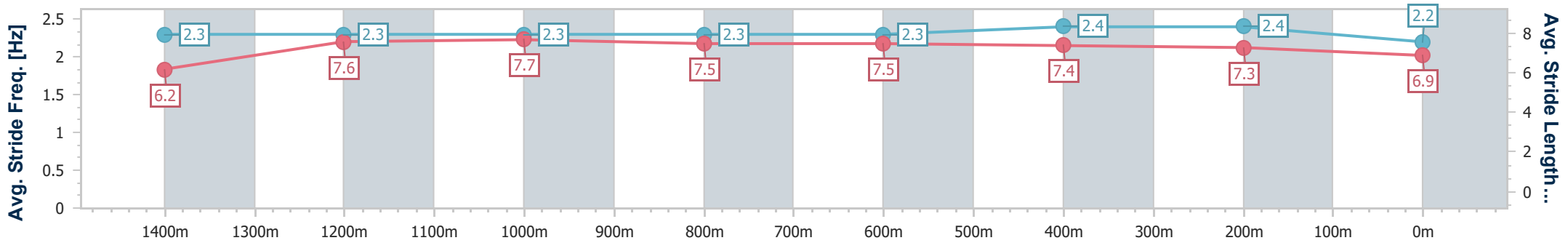
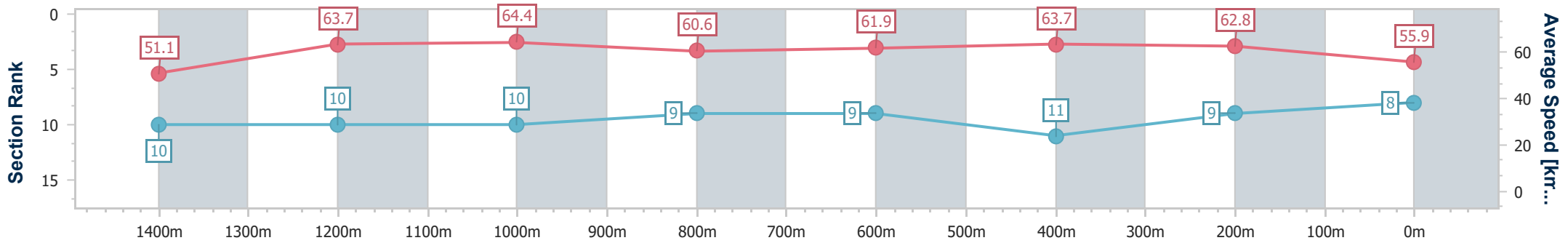
05 November 2024 - 12:12

Track Rating: Good 3, Weather: Fine, Rail Position: +8m Entire



BRISBANE RACING CLUB

Section	Overall	1400m	1200m	1000m	800m	600m	400m	200m
Section Times	1:36.09 [8] (0:14.14)	1:21.95 [10] (0:11.28)	1:10.67 [10] (0:11.23)	0:59.44 [10] (0:11.93)	0:47.51 [9] (0:11.69)	0:35.82 [9] (0:11.37)	0:24.45 [11] (0:11.46)	0:12.99 [9] (0:12.99)
Average Speed [km/h]	51.1	63.7	64.4	60.6	61.9	63.7	62.8	55.9
Top Speed [km/h]	64.1	65.3	65.2	63.1	64.1	64.6	64.4	59.7
Avg. Dist. to Rail [m]	4.3	1.5	1.7	1.2	0.9	0.7	1.2	0.2
Avg. Stride Freq. [Hz]	2.3	2.3	2.3	2.3	2.3	2.4	2.4	2.2
Avg. Stride Length [m]	6.2	7.6	7.7	7.5	7.5	7.4	7.3	6.9



- [] Ranking at each section and finish
- .-.- No data available at this section
- NA No data available



Horse/Jockey Name	Doni Tondo
Final Rank	9
Fastest Section Time (Section)	0:10.85 (1400m)
Top Speed [km/h] (Section)	67.3 (1400m)
Race State	Finished



Eagle Farm QLD Professional

Race 2: SEN Maiden Plate - 1600m

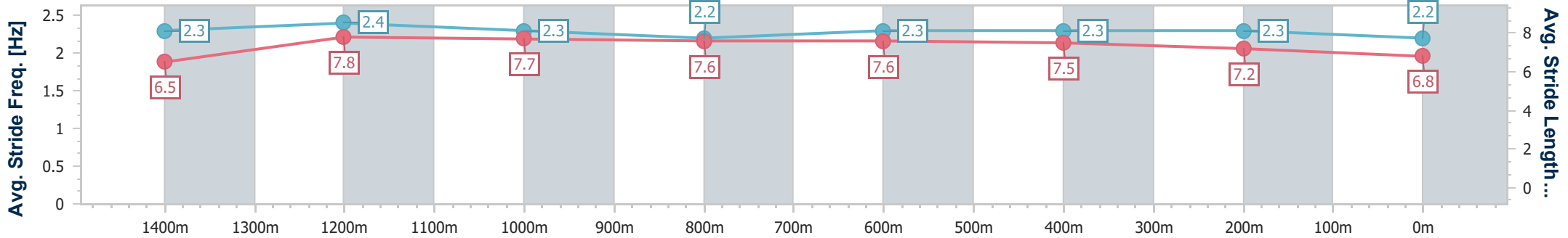
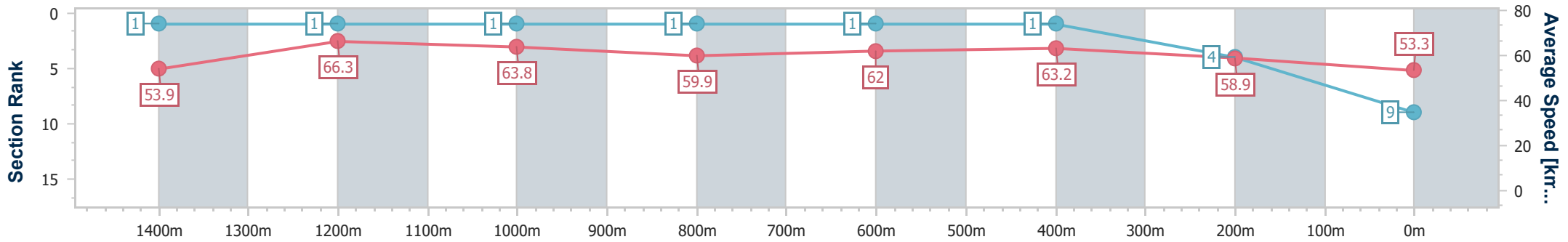
05 November 2024 - 12:12

Track Rating: Good 3, Weather: Fine, Rail Position: +8m Entire



BRISBANE RACING CLUB

Section	Overall	1400m	1200m	1000m	800m	600m	400m	200m
Section Times	1:36.37 [9] (0:13.39)	1:22.98 [1] (0:10.85)	1:12.13 [1] (0:11.26)	1:00.87 [1] (0:12.02)	0:48.85 [1] (0:11.62)	0:37.23 [1] (0:11.47)	0:25.76 [1] (0:12.21)	0:13.55 [4] (0:13.55)
Average Speed [km/h]	53.9	66.3	63.8	59.9	62.0	63.2	58.9	53.3
Top Speed [km/h]	66.0	67.3	66.9	60.9	63.2	64.6	61.5	56.8
Avg. Dist. to Rail [m]	2.5	0.5	0.1	0.5	0.4	1.3	3.2	1.9
Avg. Stride Freq. [Hz]	2.3	2.4	2.3	2.2	2.3	2.3	2.3	2.2
Avg. Stride Length [m]	6.5	7.8	7.7	7.6	7.6	7.5	7.2	6.8



- [] Ranking at each section and finish
- .-.- No data available at this section
- NA No data available



Horse/Jockey Name	Stapleton
Final Rank	10
Fastest Section Time (Section)	0:11.01 (1400m)
Top Speed [km/h] (Section)	65.9 (1400m)
Race State	Finished



Eagle Farm QLD Professional

Race 2: SEN Maiden Plate - 1600m

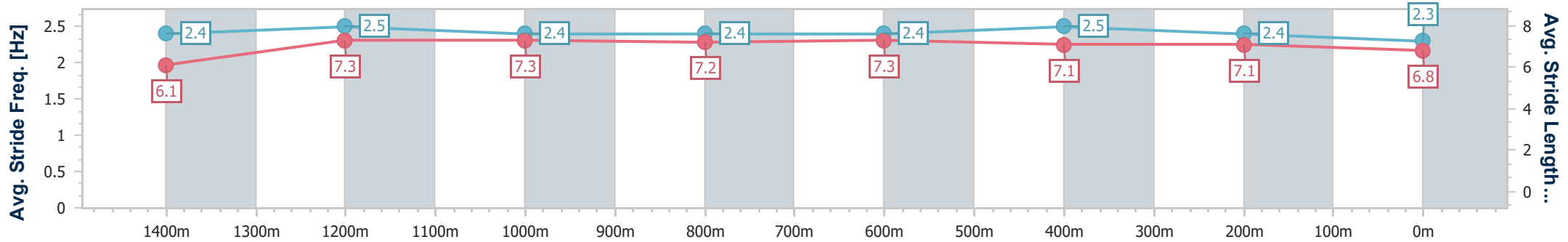
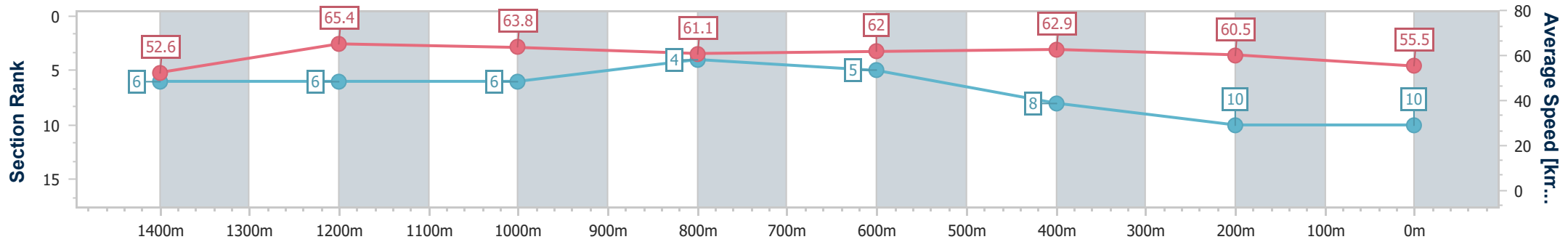
05 November 2024 - 12:12

Track Rating: Good 3, Weather: Fine, Rail Position: +8m Entire



BRISBANE RACING CLUB

Section	Overall	1400m	1200m	1000m	800m	600m	400m	200m
Section Times	1:36.41 [10] (0:13.77)	1:22.64 [6] (0:11.01)	1:11.63 [6] (0:11.33)	1:00.30 [6] (0:11.90)	0:48.40 [4] (0:11.78)	0:36.62 [5] (0:11.71)	0:24.91 [8] (0:11.88)	0:13.03 [10] (0:13.03)
Average Speed [km/h]	52.6	65.4	63.8	61.1	62.0	62.9	60.5	55.5
Top Speed [km/h]	65.8	65.9	65.6	63.0	64.2	64.2	63.1	57.9
Avg. Dist. to Rail [m]	9.0	1.3	1.2	2.1	2.9	4.9	7.1	4.8
Avg. Stride Freq. [Hz]	2.4	2.5	2.4	2.4	2.4	2.5	2.4	2.3
Avg. Stride Length [m]	6.1	7.3	7.3	7.2	7.3	7.1	7.1	6.8



- [] Ranking at each section and finish
- .-.- No data available at this section
- NA No data available



Horse/Jockey Name	Whiskey Tower
Final Rank	11
Fastest Section Time (Section)	0:11.20 (1400m)
Top Speed [km/h] (Section)	65.7 (1400m)
Race State	Finished



Eagle Farm QLD Professional

Race 2: SEN Maiden Plate - 1600m

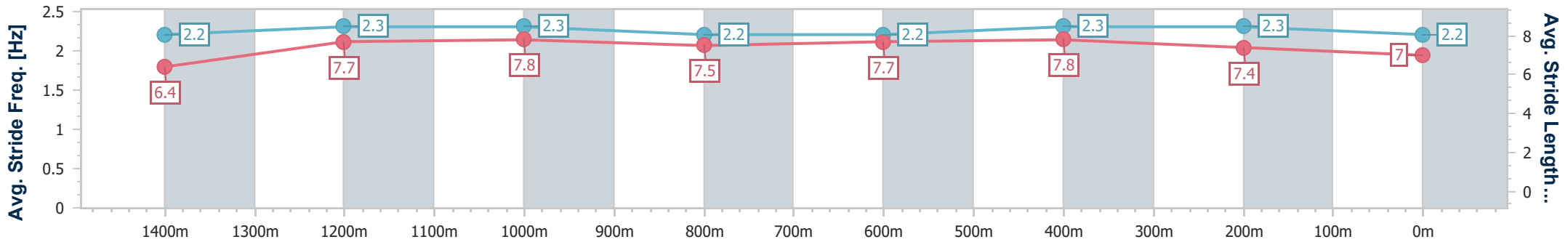
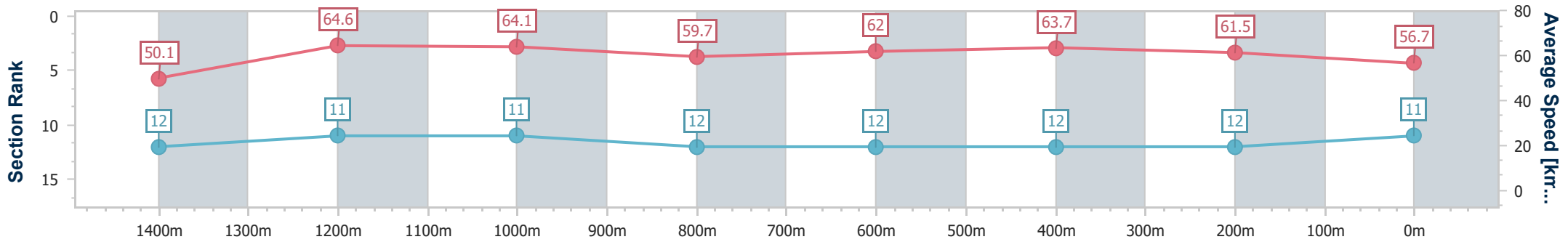
05 November 2024 - 12:12

Track Rating: Good 3, Weather: Fine, Rail Position: +8m Entire



BRISBANE RACING CLUB

Section	Overall	1400m	1200m	1000m	800m	600m	400m	200m
Section Times	1:36.45 [11] (0:14.41)	1:22.04 [12] (0:11.20)	1:10.84 [11] (0:11.22)	0:59.62 [11] (0:12.13)	0:47.49 [12] (0:11.68)	0:35.81 [12] (0:11.36)	0:24.45 [12] (0:11.70)	0:12.75 [12] (0:12.75)
Average Speed [km/h]	50.1	64.6	64.1	59.7	62.0	63.7	61.5	56.7
Top Speed [km/h]	63.3	65.7	65.2	62.5	65.3	65.2	63.8	58.4
Avg. Dist. to Rail [m]	7.0	2.3	2.0	0.9	0.9	1.5	5.1	4.5
Avg. Stride Freq. [Hz]	2.2	2.3	2.3	2.2	2.2	2.3	2.3	2.2
Avg. Stride Length [m]	6.4	7.7	7.8	7.5	7.7	7.8	7.4	7.0



- [] Ranking at each section and finish
- .-.- No data available at this section
- NA No data available



Horse/Jockey Name	She's Worth It
Final Rank	12
Fastest Section Time (Section)	0:11.18 (1400m)
Top Speed [km/h] (Section)	66.0 (600m)
Race State	Finished



Eagle Farm QLD Professional

Race 2: SEN Maiden Plate - 1600m

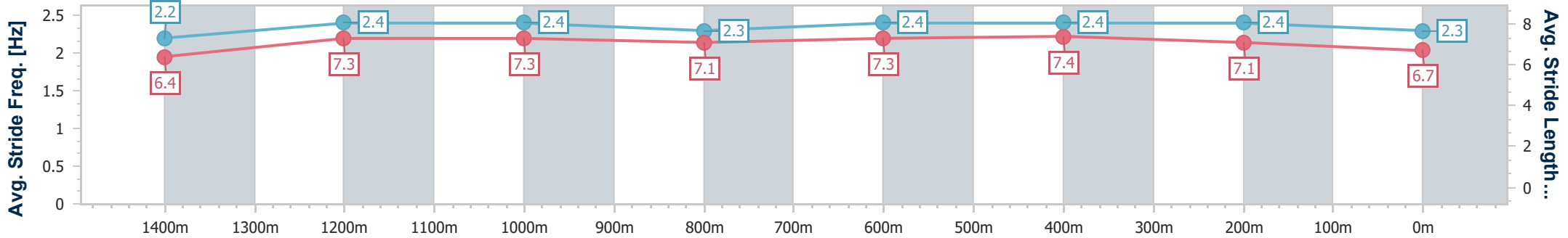
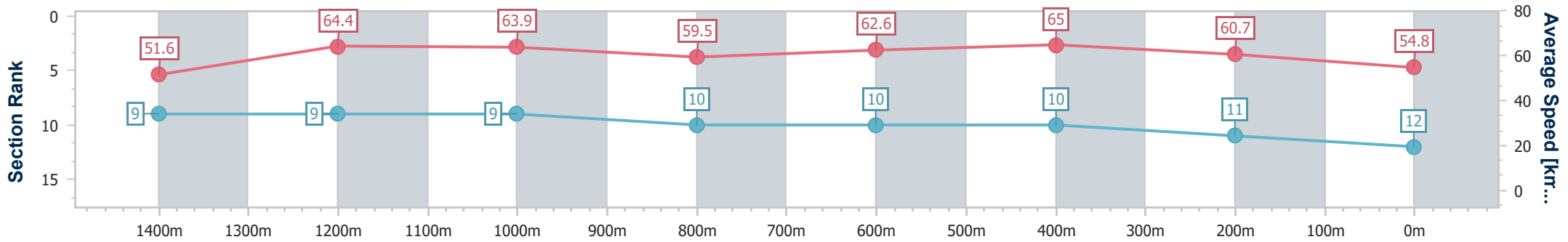
05 November 2024 - 12:12

Track Rating: Good 3, Weather: Fine, Rail Position: +8m Entire



BRISBANE RACING CLUB

Section	Overall	1400m	1200m	1000m	800m	600m	400m	200m
Section Times	1:36.66 [12] (0:14.04)	1:22.62 [9] (0:11.18)	1:11.44 [9] (0:11.27)	1:00.17 [9] (0:12.21)	0:47.96 [10] (0:11.64)	0:36.32 [10] (0:11.27)	0:25.05 [10] (0:11.83)	0:13.22 [11] (0:13.22)
Average Speed [km/h]	51.6	64.4	63.9	59.5	62.6	65.0	60.7	54.8
Top Speed [km/h]	64.7	65.9	64.8	61.2	65.0	66.0	64.1	57.9
Avg. Dist. to Rail [m]	8.2	1.9	2.2	2.0	2.3	3.2	8.5	8.0
Avg. Stride Freq. [Hz]	2.2	2.4	2.4	2.3	2.4	2.4	2.4	2.3
Avg. Stride Length [m]	6.4	7.3	7.3	7.1	7.3	7.4	7.1	6.7



- [] Ranking at each section and finish
- .-.- No data available at this section
- NA No data available