



Eagle Farm QLD Professional
Race 1: DrinkWise Maiden Plate - 1000m
05 November 2024 - 11:34



BRISBANE
RACING CLUB

Track Rating: Good 4, Weather: Fine, Rail Position: +8m Entire

Section		Overall	800m	600m	400m	200m	Last 600m					
Field Times		0:56.79 (0:13.33)	0:43.46 (0:10.71)	0:32.75 (0:10.77)	0:21.98 (0:10.72)	0:11.26 (0:11.26)	0:32.75					
Rank	TAB Horse/Jockey	Barrier	Top Speed [km/h]	Fastest Section	Margin					Distance Travelled [m]		
1	7 DISMANTLE Angela Jones	2	68.2 800m	0:10.71 400m	0:56.79 [1] (0:13.33)	0:43.46 [1] (0:10.75)	0:32.71 [2] (0:10.74)	0:21.97 [2] (0:10.71)	0:11.26 [1] (0:11.26)	0:56.79	0:32.71	
2	3 SER JOH Noel Callow	7	69.6 Overall	0:10.57 400m	0:56.80 [2] (0:13.64)	0:43.16 [5] (0:10.61)	0:32.55 [5] (0:10.86)	0:21.69 [5] (0:10.57)	0:11.12 [3] (0:11.12)	0.05L	0:32.55	+4
3	11 NOVEMBER SUN Andrew Mallyon	1	68.0 600m	0:10.67 600m	0:57.12 [3] (0:13.46)	0:43.66 [4] (0:10.77)	0:32.89 [4] (0:10.67)	0:22.22 [4] (0:10.75)	0:11.47 [2] (0:11.47)	1.95L	0:32.89	-6
4	9 ESPRIT DU JOUR Bailey Wheeler	4	68.2 400m	0:10.68 400m	0:57.29 [4] (0:13.65)	0:43.64 [6] (0:10.91)	0:32.73 [6] (0:10.69)	0:22.04 [6] (0:10.68)	0:11.36 [5] (0:11.36)	2.92L	0:32.73	+3
5	4 SOBUTE Cejay Graham	8	69.1 600m	0:10.64 600m	0:57.30 [5] (0:13.94)	0:43.36 [7] (0:10.69)	0:32.67 [7] (0:10.64)	0:22.03 [7] (0:10.67)	0:11.36 [6] (0:11.36)	3.01L	0:32.67	+0
6	2 RUSTIC TZAR Justin Stanley	6	69.2 Overall	0:10.71 800m	0:57.47 [6] (0:13.38)	0:44.09 [3] (0:10.71)	0:33.38 [3] (0:10.80)	0:22.58 [3] (0:10.91)	0:11.67 [4] (0:11.67)	3.97L	0:33.38	+8
7	10 HONKYTONK HUSTLE Samantha Collett	3	68.6 600m	0:10.67 800m	0:58.49 [7] (0:13.37)	0:45.12 [2] (0:10.67)	0:34.45 [1] (0:10.77)	0:23.68 [1] (0:11.30)	0:12.38 [7] (0:12.38)	9.98L	0:34.45	+3

Scratched: Brazen Act (#5), Mercian (#1), Iced Chocolate (#6), Rebellious Spirit (#12), Dominant Darcy (#8)

[] Ranking at each section and finish
 -:-:- No data available at this section
 NA No data available

SCN Saddle cloth number
 DNF Did not finish
 DNT Did not track



Horse/Jockey Name	Dismantle
Final Rank	1
Fastest Section Time (Section)	0:10.71 (400m)
Top Speed [km/h] (Section)	68.2 (800m)
Race State	Finished



Eagle Farm QLD Professional

Race 1: DrinkWise Maiden Plate - 1000m

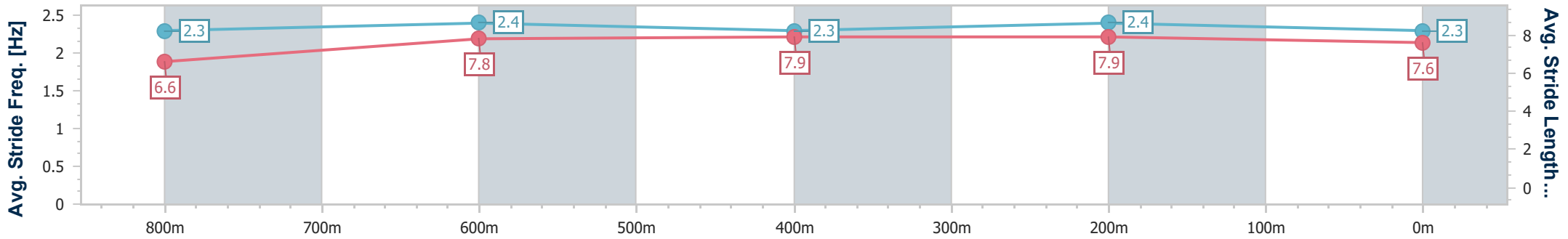
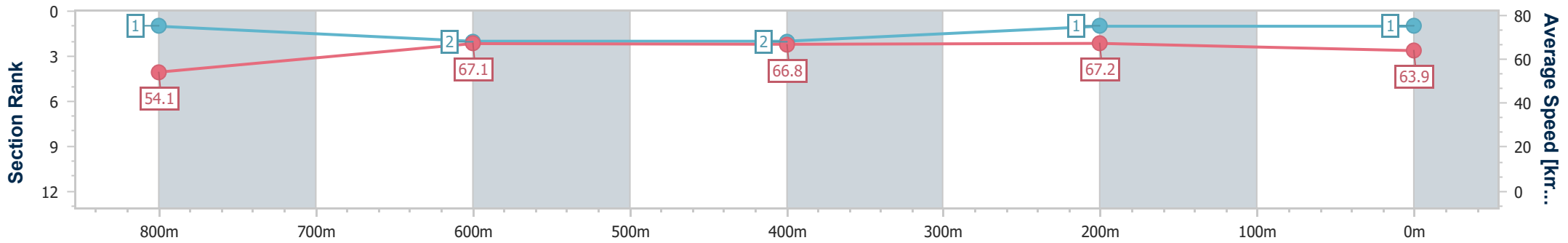
05 November 2024 - 11:34

Track Rating: Good 4, Weather: Fine, Rail Position: +8m Entire



BRISBANE RACING CLUB

Section	Overall	800m	600m	400m	200m
Section Times	0:56.79 [1] (0:13.33)	0:43.46 [1] (0:10.75)	0:32.71 [2] (0:10.74)	0:21.97 [2] (0:10.71)	0:11.26 [1] (0:11.26)
Average Speed [km/h]	54.1	67.1	66.8	67.2	63.9
Top Speed [km/h]	67.9	68.2	68.0	68.0	66.1
Avg. Dist. to Rail [m]	1.4	0.4	0.7	0.7	0.7
Avg. Stride Freq. [Hz]	2.3	2.4	2.3	2.4	2.3
Avg. Stride Length [m]	6.6	7.8	7.9	7.9	7.6



- [] Ranking at each section and finish
- .-.- No data available at this section
- NA No data available



Horse/Jockey Name	Ser Joh
Final Rank	2
Fastest Section Time (Section)	0:10.57 (400m)
Top Speed [km/h] (Section)	69.6 (Overall)
Race State	Finished



Eagle Farm QLD Professional

Race 1: DrinkWise Maiden Plate - 1000m

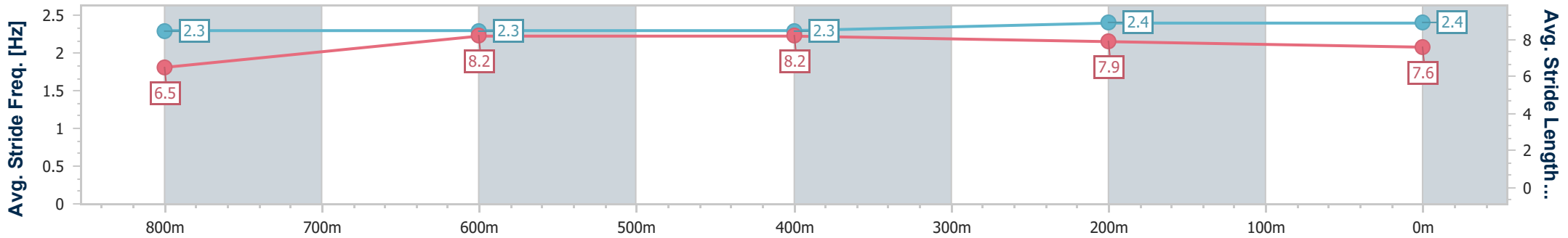
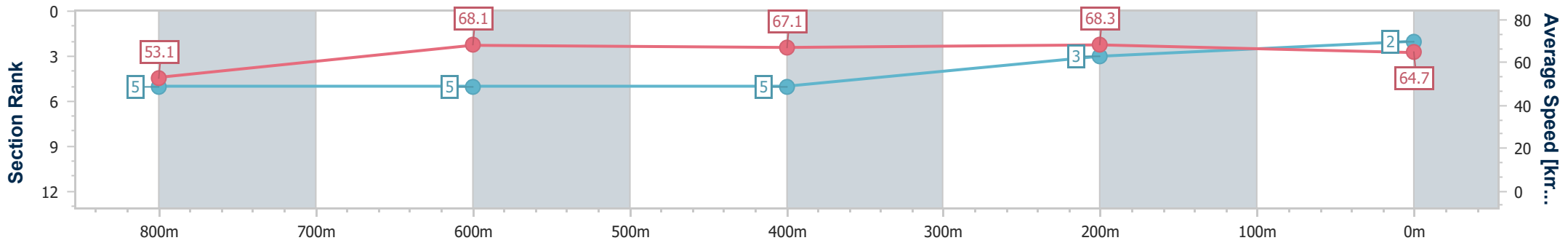
05 November 2024 - 11:34

Track Rating: Good 4, Weather: Fine, Rail Position: +8m Entire



BRISBANE RACING CLUB

Section	Overall	800m	600m	400m	200m
Section Times	0:56.80 [2] (0:13.64)	0:43.16 [5] (0:10.61)	0:32.55 [5] (0:10.86)	0:21.69 [5] (0:10.57)	0:11.12 [3] (0:11.12)
Average Speed [km/h]	53.1	68.1	67.1	68.3	64.7
Top Speed [km/h]	69.6	69.4	67.9	69.1	68.0
Avg. Dist. to Rail [m]	1.9	1.2	2.5	4.7	3.8
Avg. Stride Freq. [Hz]	2.3	2.3	2.3	2.4	2.4
Avg. Stride Length [m]	6.5	8.2	8.2	7.9	7.6



- [] Ranking at each section and finish
- .-.- No data available at this section
- NA No data available



Horse/Jockey Name	November Sun
Final Rank	3
Fastest Section Time (Section)	0:10.67 (600m)
Top Speed [km/h] (Section)	68.0 (600m)
Race State	Finished



Eagle Farm QLD Professional

Race 1: DrinkWise Maiden Plate - 1000m

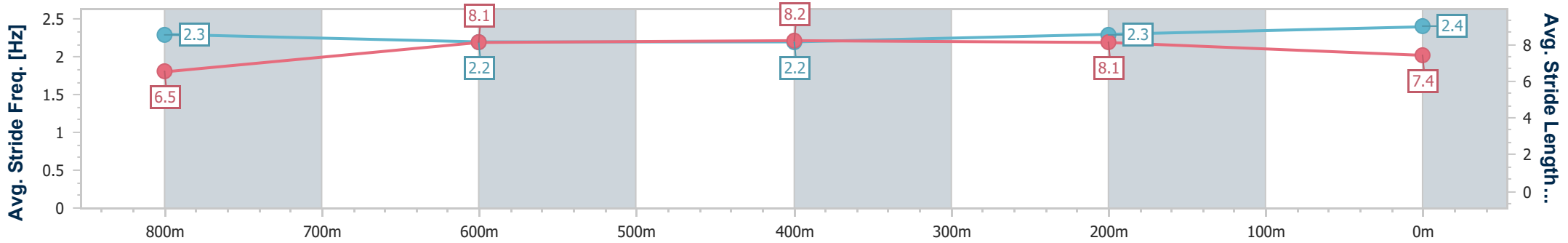
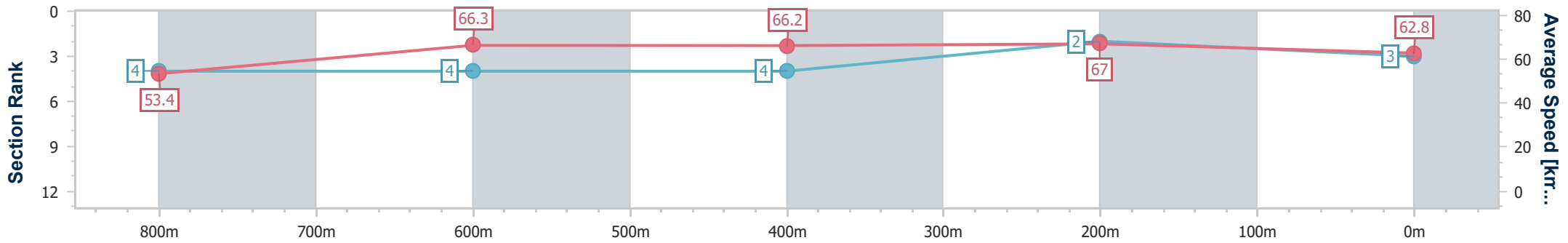
05 November 2024 - 11:34

Track Rating: Good 4, Weather: Fine, Rail Position: +8m Entire



BRISBANE RACING CLUB

Section	Overall	800m	600m	400m	200m
Section Times	0:57.12 [3] (0:13.46)	0:43.66 [4] (0:10.77)	0:32.89 [4] (0:10.67)	0:22.22 [4] (0:10.75)	0:11.47 [2] (0:11.47)
Average Speed [km/h]	53.4	66.3	66.2	67.0	62.8
Top Speed [km/h]	67.3	67.2	68.0	67.9	66.2
Avg. Dist. to Rail [m]	1.7	2.4	2.7	0.4	0.3
Avg. Stride Freq. [Hz]	2.3	2.2	2.2	2.3	2.4
Avg. Stride Length [m]	6.5	8.1	8.2	8.1	7.4



- [] Ranking at each section and finish
- .-.- No data available at this section
- NA No data available



Horse/Jockey Name	Esprit Du Jour
Final Rank	4
Fastest Section Time (Section)	0:10.68 (400m)
Top Speed [km/h] (Section)	68.2 (400m)
Race State	Finished



Eagle Farm QLD Professional

Race 1: DrinkWise Maiden Plate - 1000m

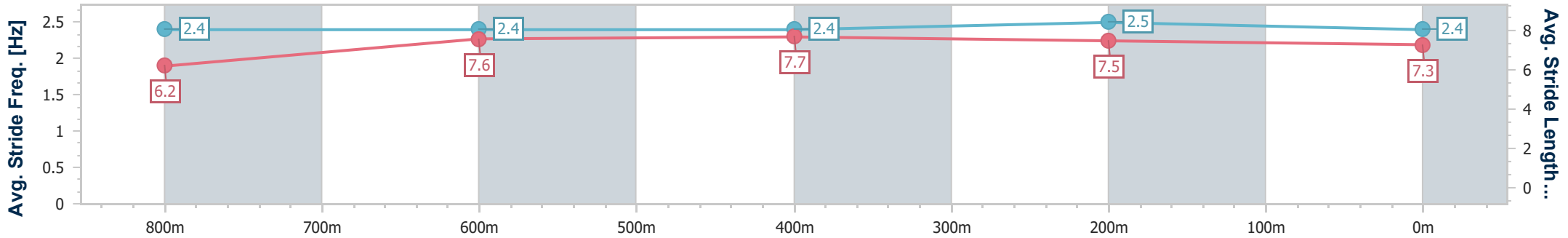
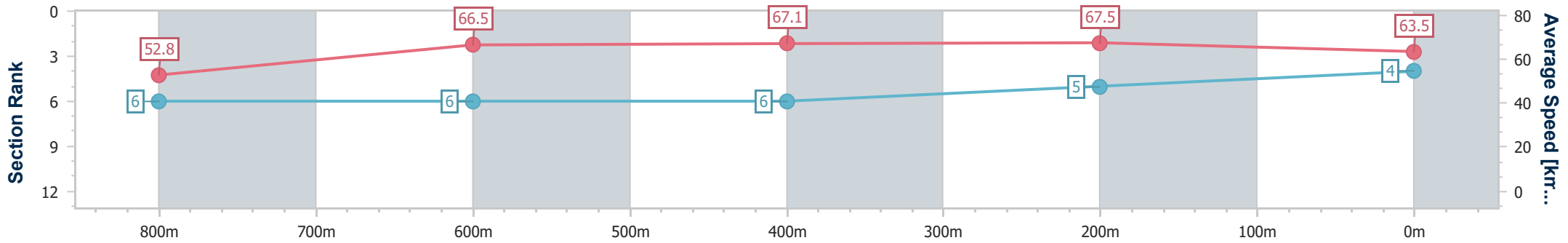
05 November 2024 - 11:34

Track Rating: Good 4, Weather: Fine, Rail Position: +8m Entire



BRISBANE RACING CLUB

Section	Overall	800m	600m	400m	200m
Section Times	0:57.29 [4] (0:13.65)	0:43.64 [6] (0:10.91)	0:32.73 [6] (0:10.69)	0:22.04 [6] (0:10.68)	0:11.36 [5] (0:11.36)
Average Speed [km/h]	52.8	66.5	67.1	67.5	63.5
Top Speed [km/h]	64.2	66.9	68.1	68.2	68.0
Avg. Dist. to Rail [m]	1.0	0.8	0.6	1.4	0.8
Avg. Stride Freq. [Hz]	2.4	2.4	2.4	2.5	2.4
Avg. Stride Length [m]	6.2	7.6	7.7	7.5	7.3



- [] Ranking at each section and finish
- .-.- No data available at this section
- NA No data available



Horse/Jockey Name	Sobute
Final Rank	5
Fastest Section Time (Section)	0:10.64 (600m)
Top Speed [km/h] (Section)	69.1 (600m)
Race State	Finished



Eagle Farm QLD Professional

Race 1: DrinkWise Maiden Plate - 1000m

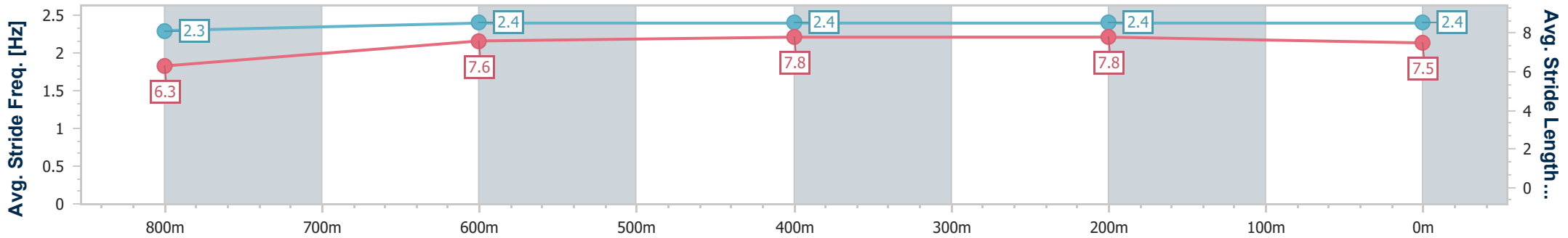
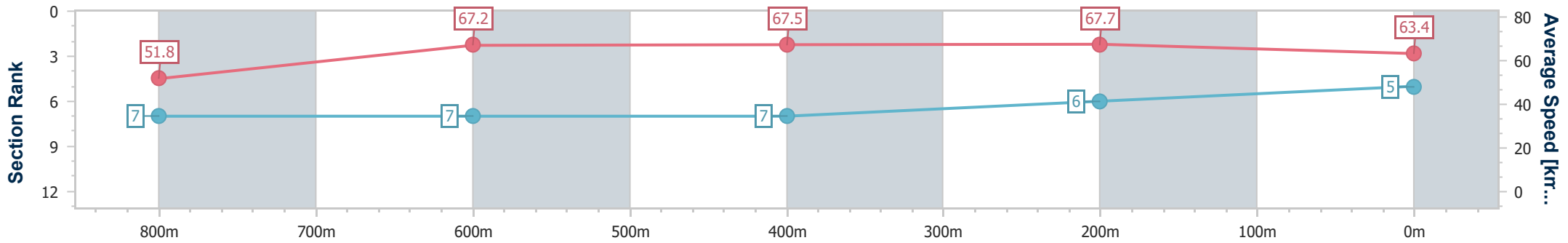
05 November 2024 - 11:34

Track Rating: Good 4, Weather: Fine, Rail Position: +8m Entire



BRISBANE RACING CLUB

Section	Overall	800m	600m	400m	200m
Section Times	0:57.30 [5] (0:13.94)	0:43.36 [7] (0:10.69)	0:32.67 [7] (0:10.64)	0:22.03 [7] (0:10.67)	0:11.36 [6] (0:11.36)
Average Speed [km/h]	51.8	67.2	67.5	67.7	63.4
Top Speed [km/h]	69.0	68.8	69.1	68.8	65.4
Avg. Dist. to Rail [m]	2.3	0.3	0.7	3.2	3.2
Avg. Stride Freq. [Hz]	2.3	2.4	2.4	2.4	2.4
Avg. Stride Length [m]	6.3	7.6	7.8	7.8	7.5



- [] Ranking at each section and finish
- .-.- No data available at this section
- NA No data available



Horse/Jockey Name	Rustic Tzar
Final Rank	6
Fastest Section Time (Section)	0:10.71 (800m)
Top Speed [km/h] (Section)	69.2 (Overall)
Race State	Finished



Eagle Farm QLD Professional

Race 1: DrinkWise Maiden Plate - 1000m

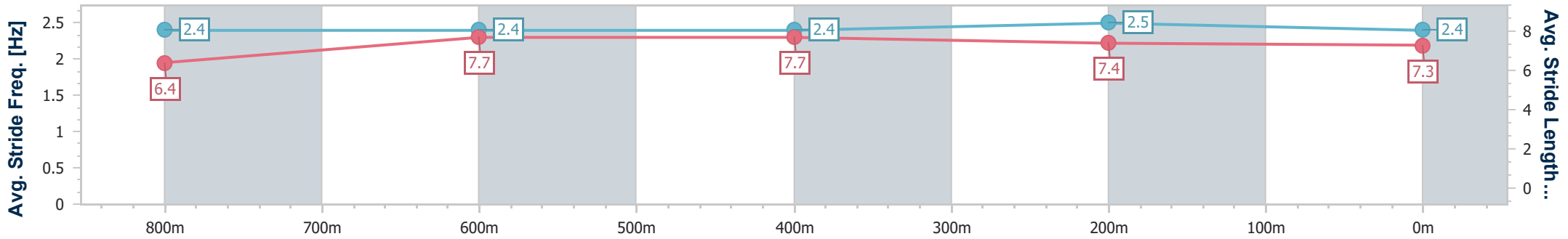
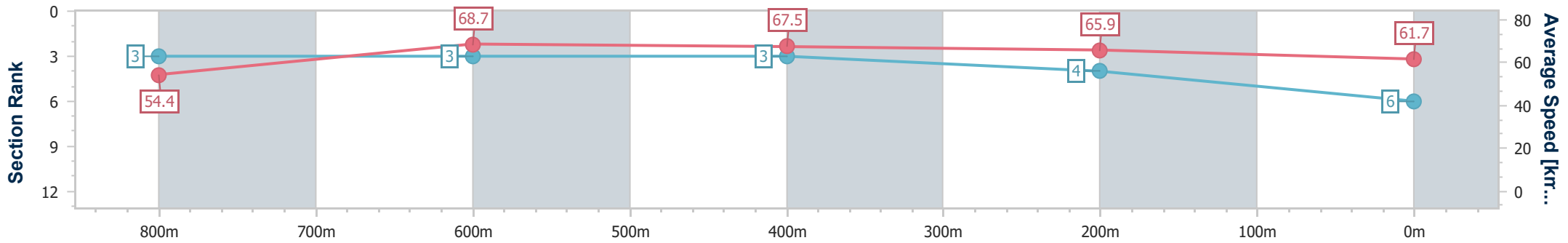
05 November 2024 - 11:34

Track Rating: Good 4, Weather: Fine, Rail Position: +8m Entire



BRISBANE RACING CLUB

Section	Overall	800m	600m	400m	200m
Section Times	0:57.47 [6] (0:13.38)	0:44.09 [3] (0:10.71)	0:33.38 [3] (0:10.80)	0:22.58 [3] (0:10.91)	0:11.67 [4] (0:11.67)
Average Speed [km/h]	54.4	68.7	67.5	65.9	61.7
Top Speed [km/h]	69.2	69.1	67.7	67.0	64.1
Avg. Dist. to Rail [m]	3.6	4.7	2.4	4.2	4.4
Avg. Stride Freq. [Hz]	2.4	2.4	2.4	2.5	2.4
Avg. Stride Length [m]	6.4	7.7	7.7	7.4	7.3



- [] Ranking at each section and finish
- .-.- No data available at this section
- NA No data available



Horse/Jockey Name	Honkytonk Hustle
Final Rank	7
Fastest Section Time (Section)	0:10.67 (800m)
Top Speed [km/h] (Section)	68.6 (600m)
Race State	Finished



Eagle Farm QLD Professional

Race 1: DrinkWise Maiden Plate - 1000m

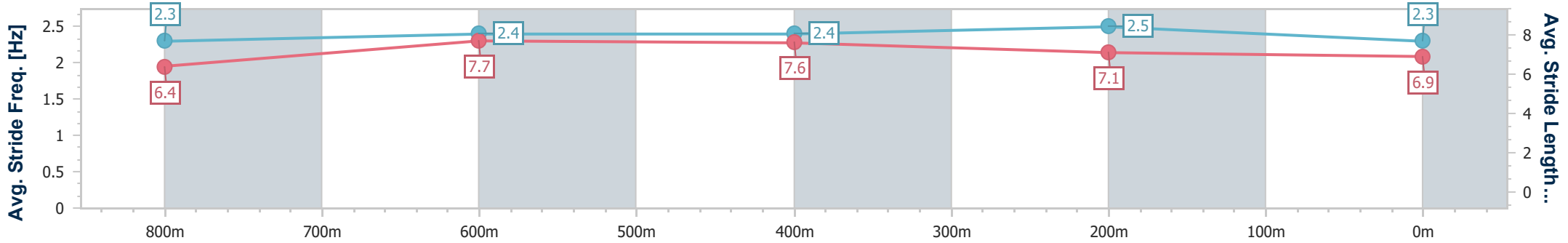
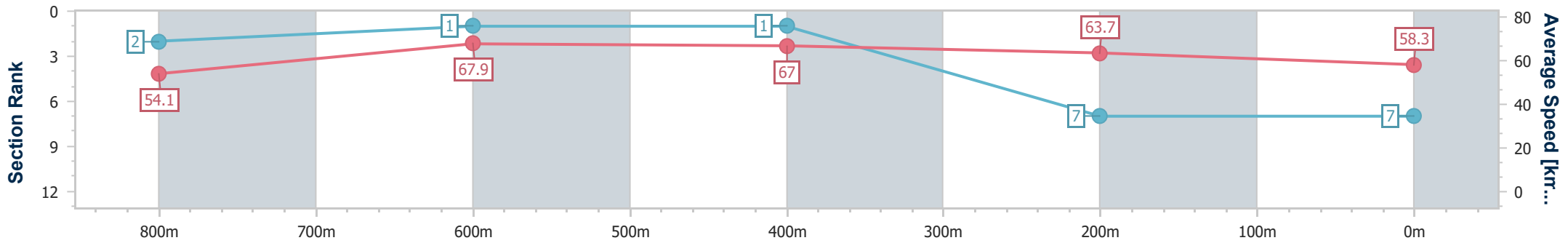
05 November 2024 - 11:34

Track Rating: Good 4, Weather: Fine, Rail Position: +8m Entire



BRISBANE RACING CLUB

Section	Overall	800m	600m	400m	200m
Section Times	0:58.49 [7] (0:13.37)	0:45.12 [2] (0:10.67)	0:34.45 [1] (0:10.77)	0:23.68 [1] (0:11.30)	0:12.38 [7] (0:12.38)
Average Speed [km/h]	54.1	67.9	67.0	63.7	58.3
Top Speed [km/h]	67.5	68.2	68.6	65.7	61.9
Avg. Dist. to Rail [m]	1.6	1.7	0.9	3.4	2.9
Avg. Stride Freq. [Hz]	2.3	2.4	2.4	2.5	2.3
Avg. Stride Length [m]	6.4	7.7	7.6	7.1	6.9



- [] Ranking at each section and finish
- .-.- No data available at this section
- NA No data available



Eagle Farm QLD Professional

Race 2: SEN Maiden Plate - 1600m

05 November 2024 - 12:12



BRISBANE
RACING CLUB

Track Rating: Good 3, Weather: Fine, Rail Position: +8m Entire

Section		Field Times												
		Overall	1400m	1200m	1000m	800m	600m	400m	Last 600m					
		1:34.55 (0:13.39)	1:21.16 (0:10.85)	1:10.31 (0:11.26)	0:59.05 (0:12.02)	0:47.03 (0:11.62)	0:35.41 (0:11.47)	0:23.94 (0:11.64)	0:35.41					
Rank	TAB	Horse/Jockey	Barrier	Top Speed [km/h]	Fastest Section								Distance Travelled [m]	
1	11	AUTORA Samantha Collett	3	66.7 1400m	0:11.06 1400m	1:34.55 [1] (0:13.97)	1:20.58 [8] (0:11.06)	1:09.52 [8] (0:11.33)	0:58.19 [8] (0:12.02)	0:46.17 [7] (0:11.58)	0:34.59 [7] (0:11.26)	0:23.33 [5] (0:11.32)	0:34.59	
2	3	NAGAMIE Martin Harley	9	67.9 1400m	0:10.84 1400m	1:34.69 [2] (0:13.43)	1:21.26 [2] (0:10.84)	1:10.42 [2] (0:11.31)	0:59.11 [2] (0:12.06)	0:47.05 [2] (0:11.55)	0:35.50 [2] (0:11.45)	0:24.05 [2] (0:11.61)	0:35.50	-1
3	15	LA COMETA Andrew Mallyon	7	66.9 1400m	0:10.85 1400m	1:35.08 [3] (0:13.58)	1:21.50 [3] (0:10.85)	1:10.65 [3] (0:11.44)	0:59.21 [3] (0:12.11)	0:47.10 [3] (0:11.62)	0:35.48 [3] (0:11.43)	0:24.05 [3] (0:11.61)	0:35.48	+2
4	10	ARGERICH Emily Lang	4	66.8 1400m	0:11.06 1400m	1:35.23 [4] (0:13.86)	1:21.37 [7] (0:11.06)	1:10.31 [7] (0:11.33)	0:58.98 [7] (0:12.22)	0:46.76 [8] (0:11.67)	0:35.09 [8] (0:11.35)	0:23.74 [7] (0:11.56)	0:35.09	+3
5	7	ZOUGO BOSS Angela Jones	6	66.7 1400m	0:11.06 1400m	1:35.31 [5] (0:13.63)	1:21.68 [4] (0:11.06)	1:10.62 [4] (0:11.40)	0:59.22 [5] (0:12.23)	0:46.99 [6] (0:11.59)	0:35.40 [6] (0:11.46)	0:23.94 [6] (0:11.51)	0:35.40	+2
6	4	NAPA VALLEY Boris Thornton	1	66.7 1400m	0:11.02 1400m	1:35.95 [6] (0:13.70)	1:22.25 [5] (0:11.02)	1:11.23 [5] (0:11.34)	0:59.89 [4] (0:12.08)	0:47.81 [5] (0:11.58)	0:36.23 [4] (0:11.44)	0:24.79 [4] (0:11.78)	0:36.23	-4
7	2	ELROY Taylor Marshall	8	67.6 400m	0:11.08 600m	1:36.01 [7] (0:14.40)	1:21.61 [11] (0:11.37)	1:10.24 [12] (0:11.31)	0:58.93 [12] (0:11.84)	0:47.09 [11] (0:11.59)	0:35.50 [11] (0:11.08)	0:24.42 [9] (0:11.29)	0:35.50	-3
8	16	ROTHSPHENE Cejay Graham	5	65.3 1400m	0:11.23 1200m	1:36.09 [8] (0:14.14)	1:21.95 [10] (0:11.28)	1:10.67 [10] (0:11.23)	0:59.44 [10] (0:11.93)	0:47.51 [9] (0:11.69)	0:35.82 [9] (0:11.37)	0:24.45 [11] (0:11.46)	0:35.82	+1
9	1	DONI TONDO Adin Thompson	2	67.3 1400m	0:10.85 1400m	1:36.37 [9] (0:13.39)	1:22.98 [1] (0:10.85)	1:12.13 [1] (0:11.26)	1:00.87 [1] (0:12.02)	0:48.85 [1] (0:11.62)	0:37.23 [1] (0:11.47)	0:25.76 [1] (0:12.21)	0:37.23	-3
10	9	STAPLETON Justin Stanley	10	65.9 1400m	0:11.01 1400m	1:36.41 [10] (0:13.77)	1:22.64 [6] (0:11.01)	1:11.63 [6] (0:11.33)	1:00.30 [6] (0:11.90)	0:48.40 [4] (0:11.78)	0:36.62 [5] (0:11.71)	0:24.91 [8] (0:11.88)	0:36.62	+7

Scratched: State A Fact (#6), Noctilucent (#5), Metcalfe (#8), Migratory (#12)

[] Ranking at each section and finish
 -:-:- No data available at this section
 NA No data available

SCN Saddle cloth number
 DNF Did not finish
 DNT Did not track



Eagle Farm QLD Professional

Race 2: SEN Maiden Plate - 1600m

05 November 2024 - 12:12



BRISBANE
RACING CLUB

Track Rating: Good 3, Weather: Fine, Rail Position: +8m Entire

Section		Overall	1400m	1200m	1000m	800m	600m	400m	Last 600m
Field Times		1:34.55 (0:13.39)	1:21.16 (0:10.85)	1:10.31 (0:11.26)	0:59.05 (0:12.02)	0:47.03 (0:11.62)	0:35.41 (0:11.47)	0:23.94 (0:11.64)	0:35.41

Rank	TAB	Horse/Jockey	Barrier	Top Speed [km/h]	Fastest Section	Overall	1400m	1200m	1000m	800m	600m	400m	Last 600m	Distance Travelled [m]
11	14	WHISKEY TOWER Tahlia Fenlon	11	65.7 1400m	0:11.20 1400m	1:36.45 [11] (0:14.41)	1:22.04 [12] (0:11.20)	1:10.84 [11] (0:11.22)	0:59.62 [11] (0:12.13)	0:47.49 [12] (0:11.68)	0:35.81 [12] (0:11.36)	0:24.45 [12] (0:11.70)	0:35.81	+1
12	13	SHE'S WORTH IT Bailey Wheeler	12	66.0 600m	0:11.18 1400m	1:36.66 [12] (0:14.04)	1:22.62 [9] (0:11.18)	1:11.44 [9] (0:11.27)	1:00.17 [9] (0:12.21)	0:47.96 [10] (0:11.64)	0:36.32 [10] (0:11.27)	0:25.05 [10] (0:11.83)	0:36.32	+5

Scratched: State A Fact (#6), Noctilucent (#5), Metcalfe (#8), Migratory (#12)

[] Ranking at each section and finish
 -:-:-:- No data available at this section
 NA No data available

SCN Saddle cloth number
 DNF Did not finish
 DNT Did not track



Eagle Farm QLD Professional

Race 2: SEN Maiden Plate - 1600m

05 November 2024 - 12:12



BRISBANE
RACING CLUB

Track Rating: Good 3, Weather: Fine, Rail Position: +8m Entire

Section							200m			Last 600m
Field Times							0:12.30			0:35.41
							(0:12.30)			
Rank	TAB	Horse/Jockey	Barrier	Top Speed [km/h]	Fastest Section	Margin			Distance Travelled [m]	
1	11	AUTORA Samantha Collett	3	66.7 1400m	0:11.06 1400m	0:12.01 [2] (0:12.01)	1:34.55		0:34.59	
2	3	NAGAMIE Martin Harley	9	67.9 1400m	0:10.84 1400m	0:12.44 [1] (0:12.44)	0.84L		0:35.50 -1	
3	15	LA COMETA Andrew Mallyon	7	66.9 1400m	0:10.85 1400m	0:12.44 [3] (0:12.44)	3.14L		0:35.48 +2	
4	10	ARGERICH Emily Lang	4	66.8 1400m	0:11.06 1400m	0:12.18 [8] (0:12.18)	4L		0:35.09 +3	
5	7	ZOUGO BOSS Angela Jones	6	66.7 1400m	0:11.06 1400m	0:12.43 [5] (0:12.43)	4.49L		0:35.40 +2	
6	4	NAPA VALLEY Boris Thornton	1	66.7 1400m	0:11.02 1400m	0:13.01 [7] (0:13.01)	8.27L		0:36.23 -4	
7	2	ELROY Taylor Marshall	8	67.6 400m	0:11.08 600m	0:13.13 [6] (0:13.13)	8.62L		0:35.50 -3	
8	16	ROTHSPHENE Cejay Graham	5	65.3 1400m	0:11.23 1200m	0:12.99 [9] (0:12.99)	9.09L		0:35.82 +1	
9	1	DONI TONDO Adin Thompson	2	67.3 1400m	0:10.85 1400m	0:13.55 [4] (0:13.55)	10.74L		0:37.23 -3	
10	9	STAPLETON Justin Stanley	10	65.9 1400m	0:11.01 1400m	0:13.03 [10] (0:13.03)	10.98L		0:36.62 +7	

Scratched: State A Fact (#6), Noctilucent (#5), Metcalfe (#8), Migratory (#12)

[] Ranking at each section and finish
 -:-:- No data available at this section
 NA No data available

SCN Saddle cloth number
 DNF Did not finish
 DNT Did not track



Eagle Farm QLD Professional

Race 2: SEN Maiden Plate - 1600m

05 November 2024 - 12:12



BRISBANE
RACING CLUB

Track Rating: Good 3, Weather: Fine, Rail Position: +8m Entire

Section				200m				Last 600m		
Field Times				0:12.30 (0:12.30)				0:35.41		
Rank	TAB	Horse/Jockey	Barrier	Top Speed [km/h]	Fastest Section	Margin			Distance Travelled [m]	
11	14	WHISKEY TOWER	11	65.7	0:11.20	0:12.75 [12]	11.17L		0:35.81	+1
		Tahlia Fenlon		1400m	1400m	(0:12.75)				
12	13	SHE'S WORTH IT	12	66.0	0:11.18	0:13.22 [11]	12.41L		0:36.32	+5
		Bailey Wheeler		600m	1400m	(0:13.22)				

Scratched: State A Fact (#6), Noctilucent (#5), Metcalfe (#8), Migratory (#12)

[] Ranking at each section and finish
 -:-:-:- No data available at this section
 NA No data available

SCN Saddle cloth number
 DNF Did not finish
 DNT Did not track



Horse/Jockey Name	Autura
Final Rank	1
Fastest Section Time (Section)	0:11.06 (1400m)
Top Speed [km/h] (Section)	66.7 (1400m)
Race State	Finished



Eagle Farm QLD Professional

Race 2: SEN Maiden Plate - 1600m

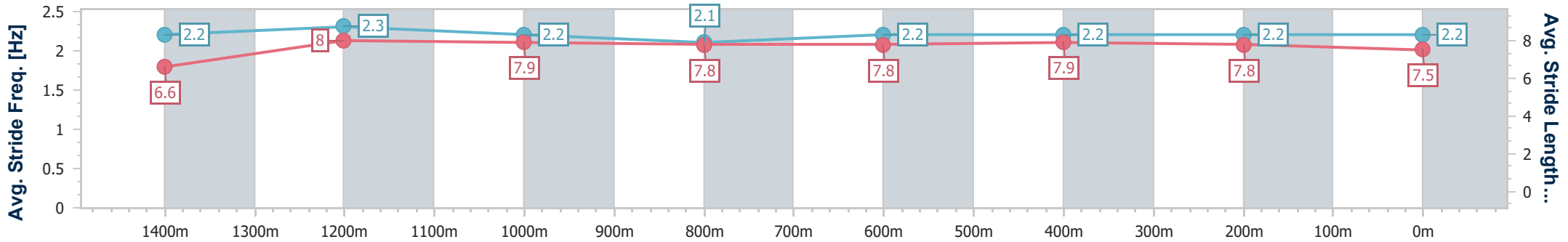
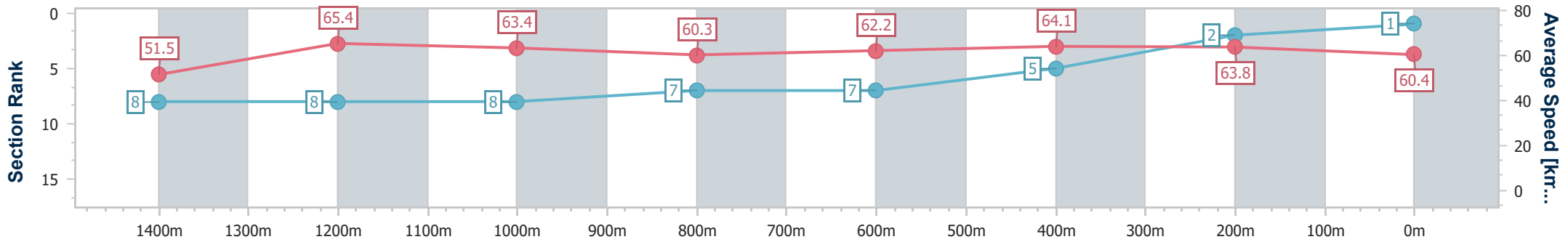
05 November 2024 - 12:12

Track Rating: Good 3, Weather: Fine, Rail Position: +8m Entire



BRISBANE RACING CLUB

Section	Overall	1400m	1200m	1000m	800m	600m	400m	200m
Section Times	1:34.55 [1] (0:13.97)	1:20.58 [8] (0:11.06)	1:09.52 [8] (0:11.33)	0:58.19 [8] (0:12.02)	0:46.17 [7] (0:11.58)	0:34.59 [7] (0:11.26)	0:23.33 [5] (0:11.32)	0:12.01 [2] (0:12.01)
Average Speed [km/h]	51.5	65.4	63.4	60.3	62.2	64.1	63.8	60.4
Top Speed [km/h]	65.7	66.7	65.3	61.2	64.0	66.0	65.4	62.0
Avg. Dist. to Rail [m]	1.8	1.4	1.6	0.8	0.6	0.9	6.1	7.4
Avg. Stride Freq. [Hz]	2.2	2.3	2.2	2.1	2.2	2.2	2.2	2.2
Avg. Stride Length [m]	6.6	8.0	7.9	7.8	7.8	7.9	7.8	7.5



- [] Ranking at each section and finish
- .-.- No data available at this section
- NA No data available



Horse/Jockey Name	Nagamie
Final Rank	2
Fastest Section Time (Section)	0:10.84 (1400m)
Top Speed [km/h] (Section)	67.9 (1400m)
Race State	Finished



Eagle Farm QLD Professional

Race 2: SEN Maiden Plate - 1600m

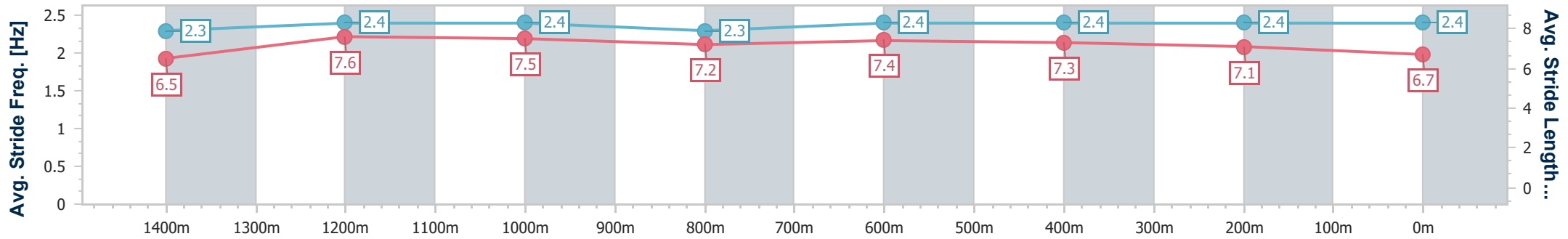
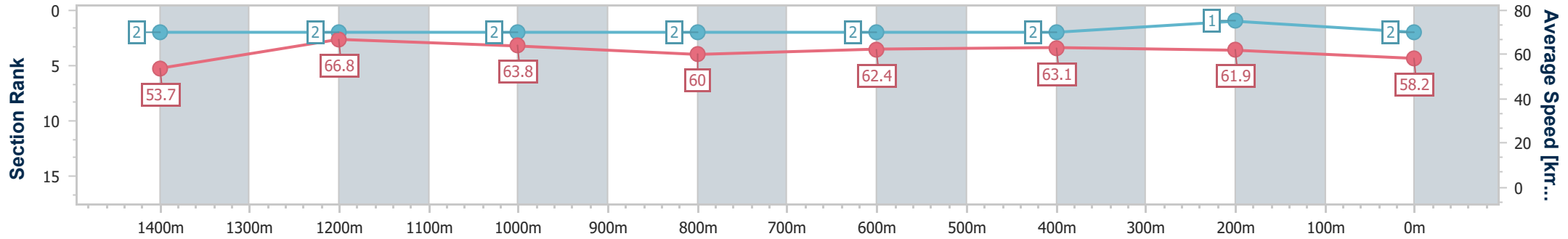
05 November 2024 - 12:12

Track Rating: Good 3, Weather: Fine, Rail Position: +8m Entire



BRISBANE RACING CLUB

Section	Overall	1400m	1200m	1000m	800m	600m	400m	200m
Section Times	1:34.69 [2] (0:13.43)	1:21.26 [2] (0:10.84)	1:10.42 [2] (0:11.31)	0:59.11 [2] (0:12.06)	0:47.05 [2] (0:11.55)	0:35.50 [2] (0:11.45)	0:24.05 [2] (0:11.61)	0:12.44 [1] (0:12.44)
Average Speed [km/h]	53.7	66.8	63.8	60.0	62.4	63.1	61.9	58.2
Top Speed [km/h]	67.0	67.9	67.3	61.3	63.3	64.3	63.2	60.3
Avg. Dist. to Rail [m]	8.1	4.6	2.9	1.1	0.5	0.8	1.9	0.8
Avg. Stride Freq. [Hz]	2.3	2.4	2.4	2.3	2.4	2.4	2.4	2.4
Avg. Stride Length [m]	6.5	7.6	7.5	7.2	7.4	7.3	7.1	6.7



- [] Ranking at each section and finish
- .-.- No data available at this section
- NA No data available



Horse/Jockey Name	La Cometa
Final Rank	3
Fastest Section Time (Section)	0:10.85 (1400m)
Top Speed [km/h] (Section)	66.9 (1400m)
Race State	Finished



Eagle Farm QLD Professional

Race 2: SEN Maiden Plate - 1600m

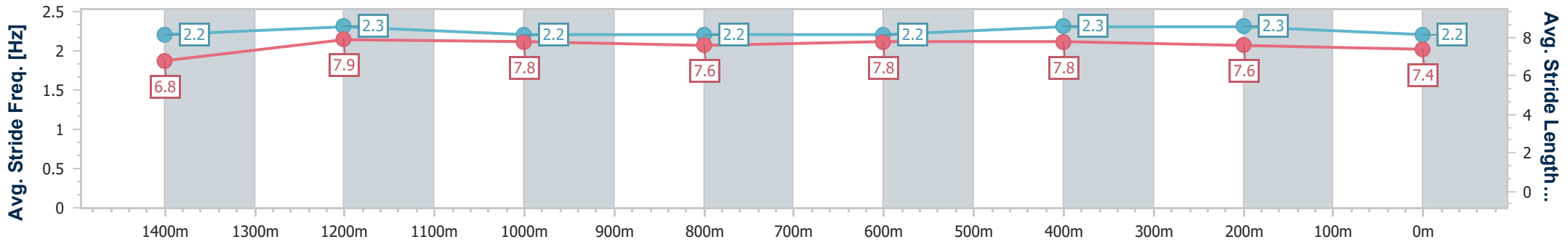
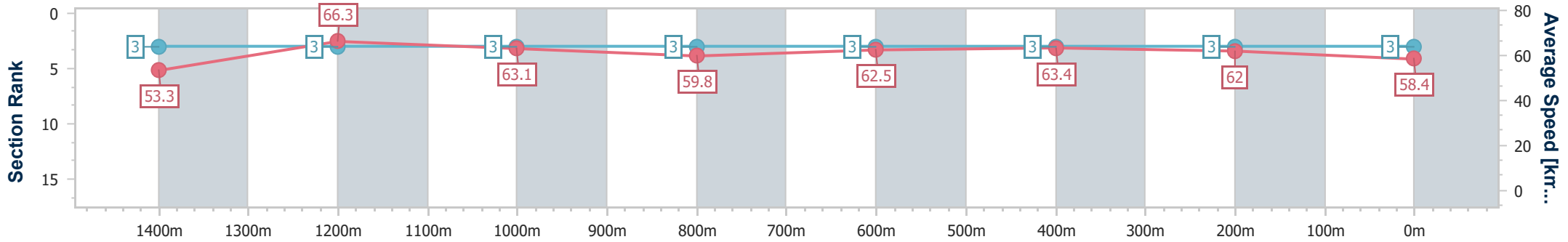
05 November 2024 - 12:12

Track Rating: Good 3, Weather: Fine, Rail Position: +8m Entire



BRISBANE RACING CLUB

Section	Overall	1400m	1200m	1000m	800m	600m	400m	200m
Section Times	1:35.08 [3] (0:13.58)	1:21.50 [3] (0:10.85)	1:10.65 [3] (0:11.44)	0:59.21 [3] (0:12.11)	0:47.10 [3] (0:11.62)	0:35.48 [3] (0:11.43)	0:24.05 [3] (0:11.61)	0:12.44 [3] (0:12.44)
Average Speed [km/h]	53.3	66.3	63.1	59.8	62.5	63.4	62.0	58.4
Top Speed [km/h]	66.7	66.9	64.8	60.5	63.4	63.9	63.9	60.2
Avg. Dist. to Rail [m]	5.9	1.8	2.0	1.5	1.5	1.1	3.3	3.5
Avg. Stride Freq. [Hz]	2.2	2.3	2.2	2.2	2.2	2.3	2.3	2.2
Avg. Stride Length [m]	6.8	7.9	7.8	7.6	7.8	7.8	7.6	7.4



- [] Ranking at each section and finish
- .-.- No data available at this section
- NA No data available



Horse/Jockey Name	Argerich
Final Rank	4
Fastest Section Time (Section)	0:11.06 (1400m)
Top Speed [km/h] (Section)	66.8 (1400m)
Race State	Finished



Eagle Farm QLD Professional

Race 2: SEN Maiden Plate - 1600m

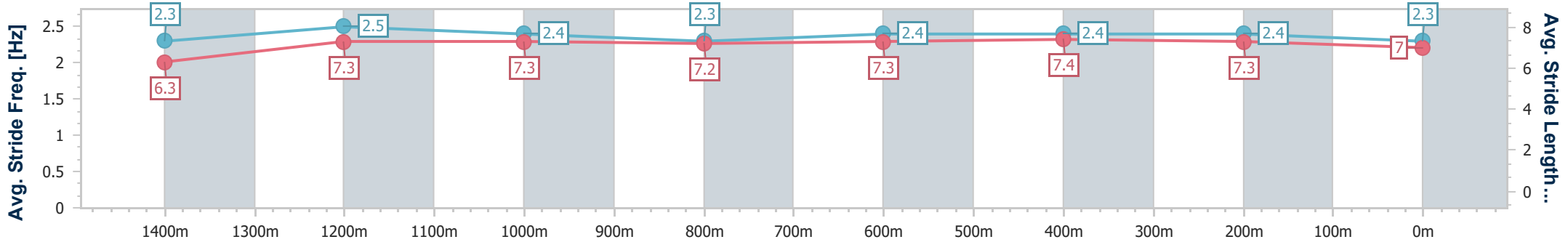
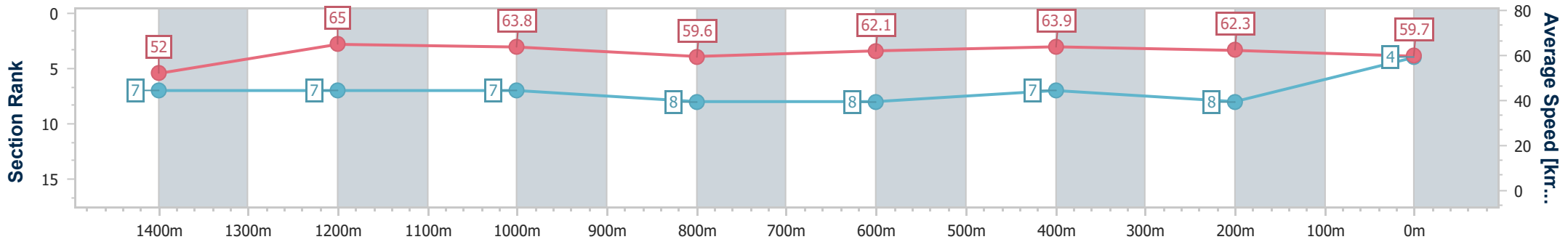
05 November 2024 - 12:12

Track Rating: Good 3, Weather: Fine, Rail Position: +8m Entire



BRISBANE RACING CLUB

Section	Overall	1400m	1200m	1000m	800m	600m	400m	200m
Section Times	1:35.23 [4] (0:13.86)	1:21.37 [7] (0:11.06)	1:10.31 [7] (0:11.33)	0:58.98 [7] (0:12.22)	0:46.76 [8] (0:11.67)	0:35.09 [8] (0:11.35)	0:23.74 [7] (0:11.56)	0:12.18 [8] (0:12.18)
Average Speed [km/h]	52.0	65.0	63.8	59.6	62.1	63.9	62.3	59.7
Top Speed [km/h]	64.3	66.8	64.9	61.0	65.0	65.4	64.0	61.6
Avg. Dist. to Rail [m]	2.8	0.4	1.8	2.0	1.8	1.6	4.4	7.4
Avg. Stride Freq. [Hz]	2.3	2.5	2.4	2.3	2.4	2.4	2.4	2.3
Avg. Stride Length [m]	6.3	7.3	7.3	7.2	7.3	7.4	7.3	7.0



- [] Ranking at each section and finish
- .-.- No data available at this section
- NA No data available



Horse/Jockey Name	Zougo Boss
Final Rank	5
Fastest Section Time (Section)	0:11.06 (1400m)
Top Speed [km/h] (Section)	66.7 (1400m)
Race State	Finished



Eagle Farm QLD Professional

Race 2: SEN Maiden Plate - 1600m

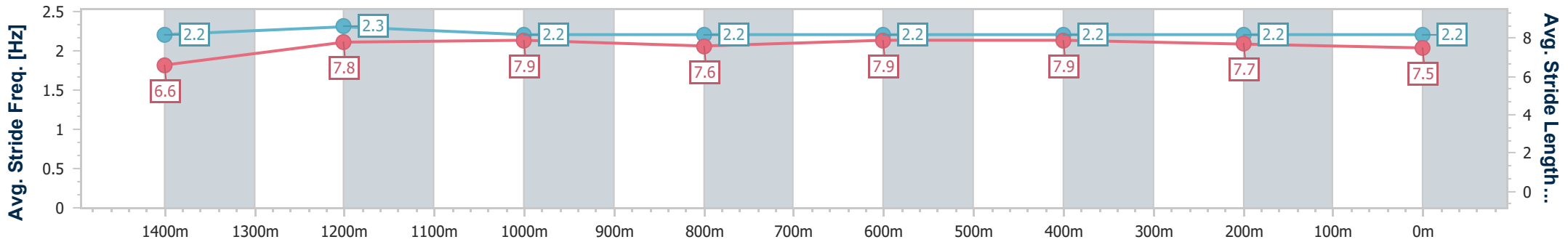
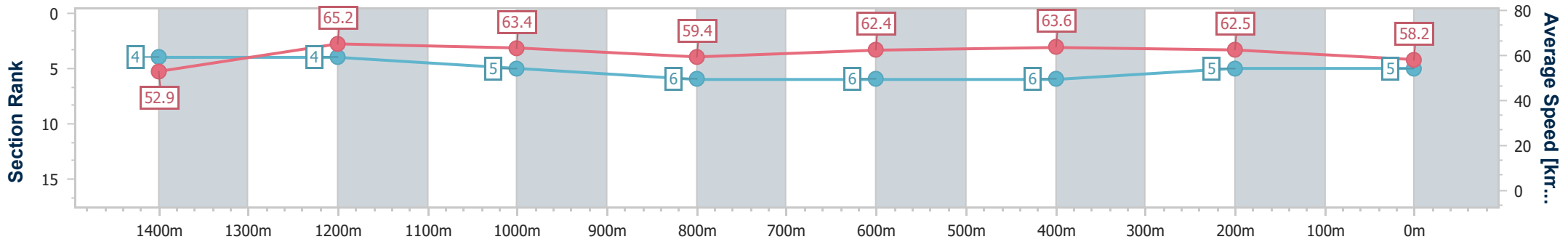
05 November 2024 - 12:12

Track Rating: Good 3, Weather: Fine, Rail Position: +8m Entire



BRISBANE RACING CLUB

Section	Overall	1400m	1200m	1000m	800m	600m	400m	200m
Section Times	1:35.31 [5] (0:13.63)	1:21.68 [4] (0:11.06)	1:10.62 [4] (0:11.40)	0:59.22 [5] (0:12.23)	0:46.99 [6] (0:11.59)	0:35.40 [6] (0:11.46)	0:23.94 [6] (0:11.51)	0:12.43 [5] (0:12.43)
Average Speed [km/h]	52.9	65.2	63.4	59.4	62.4	63.6	62.5	58.2
Top Speed [km/h]	65.5	66.7	65.0	60.1	64.2	64.4	64.3	59.5
Avg. Dist. to Rail [m]	4.8	2.8	3.1	1.9	0.8	2.1	5.6	6.5
Avg. Stride Freq. [Hz]	2.2	2.3	2.2	2.2	2.2	2.2	2.2	2.2
Avg. Stride Length [m]	6.6	7.8	7.9	7.6	7.9	7.9	7.7	7.5



- [] Ranking at each section and finish
- .-.- No data available at this section
- NA No data available



Horse/Jockey Name	Napa Valley
Final Rank	6
Fastest Section Time (Section)	0:11.02 (1400m)
Top Speed [km/h] (Section)	66.7 (1400m)
Race State	Finished



Eagle Farm QLD Professional

Race 2: SEN Maiden Plate - 1600m

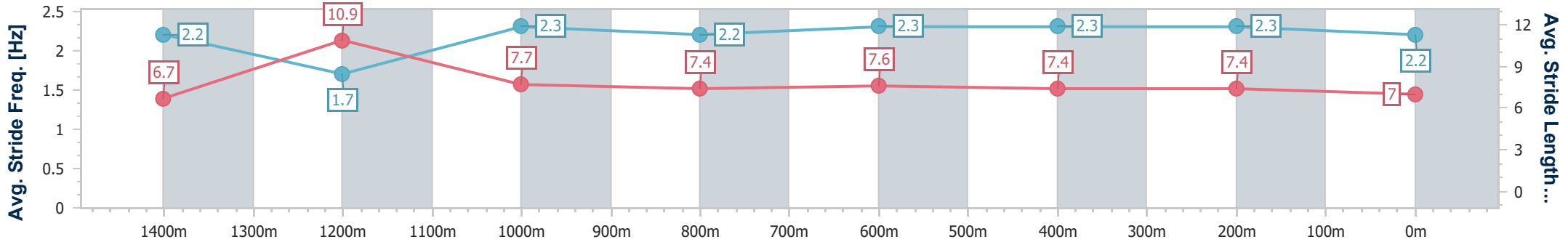
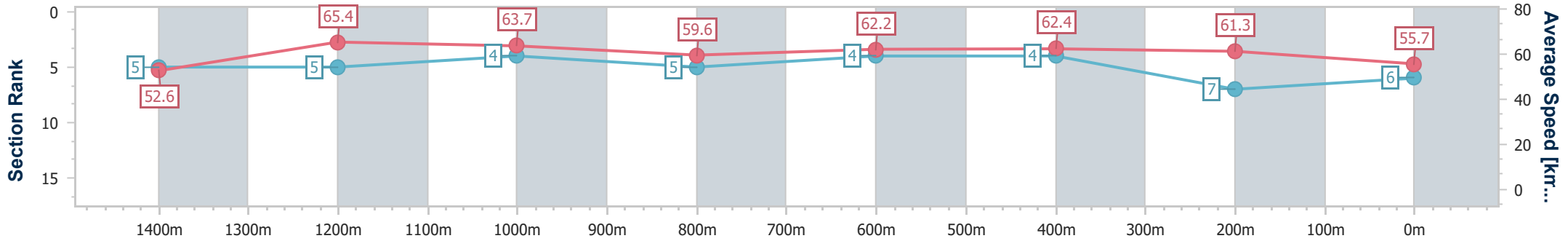
05 November 2024 - 12:12

Track Rating: Good 3, Weather: Fine, Rail Position: +8m Entire



BRISBANE RACING CLUB

Section	Overall	1400m	1200m	1000m	800m	600m	400m	200m
Section Times	1:35.95 [6] (0:13.70)	1:22.25 [5] (0:11.02)	1:11.23 [5] (0:11.34)	0:59.89 [4] (0:12.08)	0:47.81 [5] (0:11.58)	0:36.23 [4] (0:11.44)	0:24.79 [4] (0:11.78)	0:13.01 [7] (0:13.01)
Average Speed [km/h]	52.6	65.4	63.7	59.6	62.2	62.4	61.3	55.7
Top Speed [km/h]	65.5	66.7	65.1	60.8	63.4	63.5	63.4	58.6
Avg. Dist. to Rail [m]	1.5	1.4	1.5	0.6	0.4	0.9	1.7	2.2
Avg. Stride Freq. [Hz]	2.2	1.7	2.3	2.2	2.3	2.3	2.3	2.2
Avg. Stride Length [m]	6.7	10.9	7.7	7.4	7.6	7.4	7.4	7.0



- [] Ranking at each section and finish
- .-.- No data available at this section
- NA No data available



Horse/Jockey Name	Elroy
Final Rank	7
Fastest Section Time (Section)	0:11.08 (600m)
Top Speed [km/h] (Section)	67.6 (400m)
Race State	Finished



Eagle Farm QLD Professional

Race 2: SEN Maiden Plate - 1600m

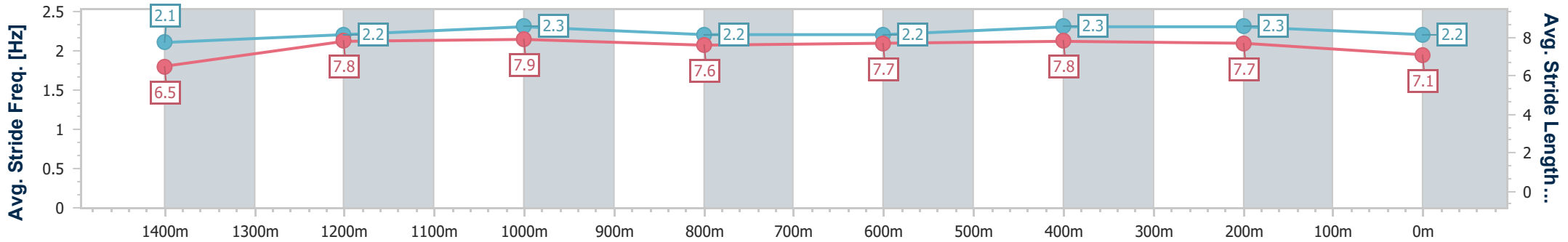
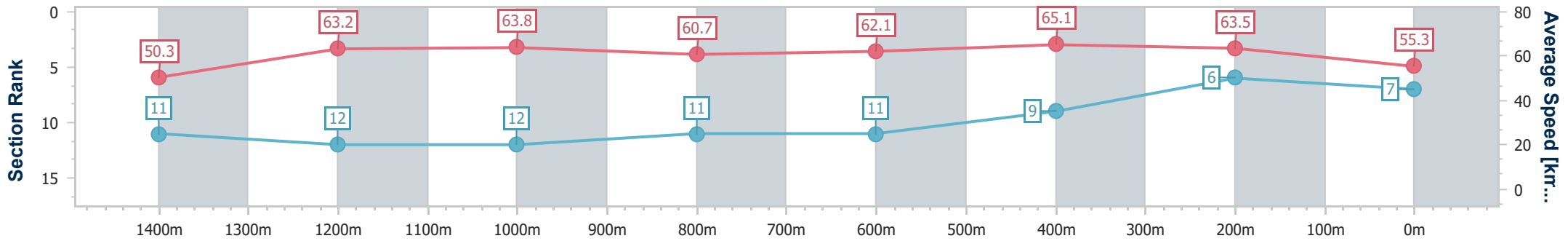
05 November 2024 - 12:12

Track Rating: Good 3, Weather: Fine, Rail Position: +8m Entire



BRISBANE RACING CLUB

Section	Overall	1400m	1200m	1000m	800m	600m	400m	200m
Section Times	1:36.01 [7] (0:14.40)	1:21.61 [11] (0:11.37)	1:10.24 [12] (0:11.31)	0:58.93 [12] (0:11.84)	0:47.09 [11] (0:11.59)	0:35.50 [11] (0:11.08)	0:24.42 [9] (0:11.29)	0:13.13 [6] (0:13.13)
Average Speed [km/h]	50.3	63.2	63.8	60.7	62.1	65.1	63.5	55.3
Top Speed [km/h]	64.3	65.1	64.6	63.4	65.0	66.5	67.6	59.4
Avg. Dist. to Rail [m]	5.5	1.7	1.7	0.4	0.5	0.8	4.1	4.8
Avg. Stride Freq. [Hz]	2.1	2.2	2.3	2.2	2.2	2.3	2.3	2.2
Avg. Stride Length [m]	6.5	7.8	7.9	7.6	7.7	7.8	7.7	7.1



- [] Ranking at each section and finish
- .-.- No data available at this section
- NA No data available



Horse/Jockey Name	Rothsphene
Final Rank	8
Fastest Section Time (Section)	0:11.23 (1200m)
Top Speed [km/h] (Section)	65.3 (1400m)
Race State	Finished



Eagle Farm QLD Professional

Race 2: SEN Maiden Plate - 1600m

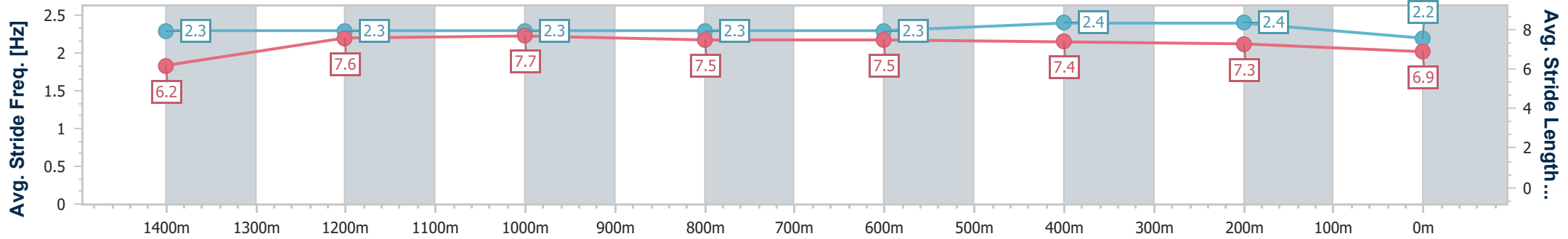
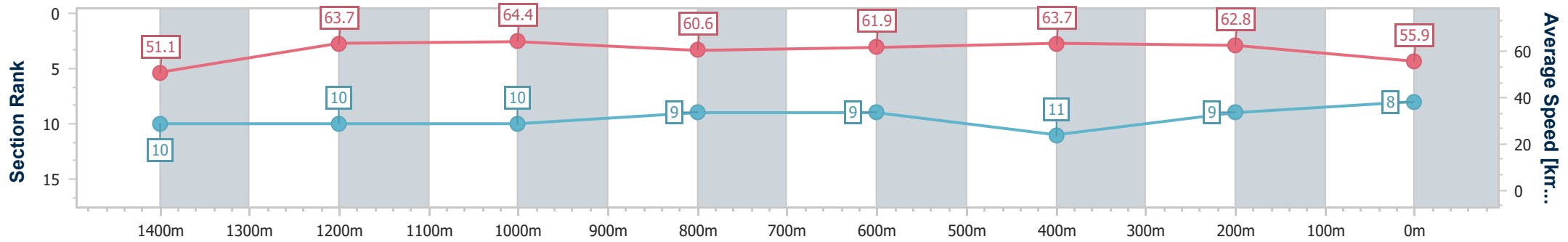
05 November 2024 - 12:12

Track Rating: Good 3, Weather: Fine, Rail Position: +8m Entire



BRISBANE RACING CLUB

Section	Overall	1400m	1200m	1000m	800m	600m	400m	200m
Section Times	1:36.09 [8] (0:14.14)	1:21.95 [10] (0:11.28)	1:10.67 [10] (0:11.23)	0:59.44 [10] (0:11.93)	0:47.51 [9] (0:11.69)	0:35.82 [9] (0:11.37)	0:24.45 [11] (0:11.46)	0:12.99 [9] (0:12.99)
Average Speed [km/h]	51.1	63.7	64.4	60.6	61.9	63.7	62.8	55.9
Top Speed [km/h]	64.1	65.3	65.2	63.1	64.1	64.6	64.4	59.7
Avg. Dist. to Rail [m]	4.3	1.5	1.7	1.2	0.9	0.7	1.2	0.2
Avg. Stride Freq. [Hz]	2.3	2.3	2.3	2.3	2.3	2.4	2.4	2.2
Avg. Stride Length [m]	6.2	7.6	7.7	7.5	7.5	7.4	7.3	6.9



- [] Ranking at each section and finish
- .-.- No data available at this section
- NA No data available



Horse/Jockey Name	Doni Tondo
Final Rank	9
Fastest Section Time (Section)	0:10.85 (1400m)
Top Speed [km/h] (Section)	67.3 (1400m)
Race State	Finished



Eagle Farm QLD Professional

Race 2: SEN Maiden Plate - 1600m

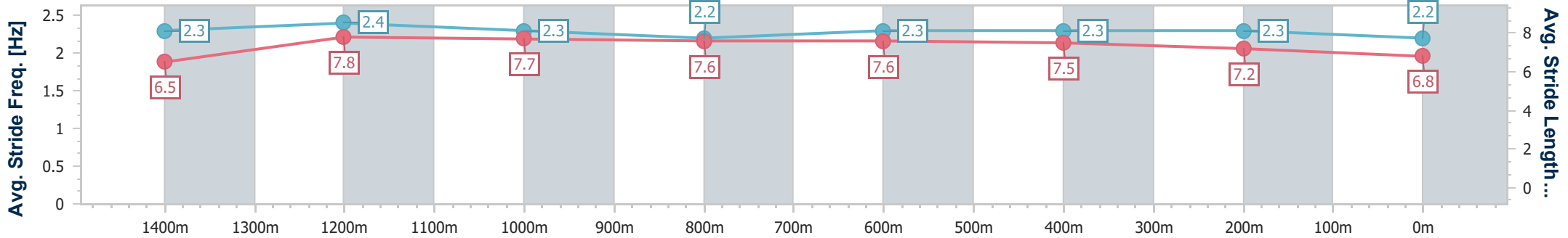
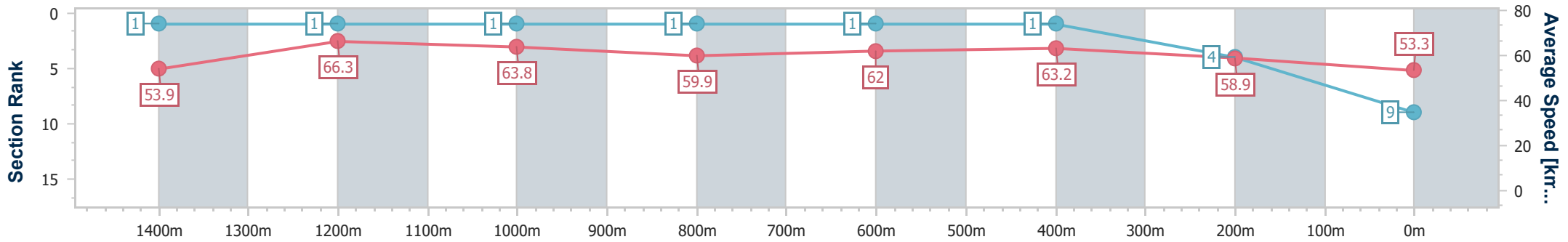
05 November 2024 - 12:12

Track Rating: Good 3, Weather: Fine, Rail Position: +8m Entire



BRISBANE RACING CLUB

Section	Overall	1400m	1200m	1000m	800m	600m	400m	200m
Section Times	1:36.37 [9] (0:13.39)	1:22.98 [1] (0:10.85)	1:12.13 [1] (0:11.26)	1:00.87 [1] (0:12.02)	0:48.85 [1] (0:11.62)	0:37.23 [1] (0:11.47)	0:25.76 [1] (0:12.21)	0:13.55 [4] (0:13.55)
Average Speed [km/h]	53.9	66.3	63.8	59.9	62.0	63.2	58.9	53.3
Top Speed [km/h]	66.0	67.3	66.9	60.9	63.2	64.6	61.5	56.8
Avg. Dist. to Rail [m]	2.5	0.5	0.1	0.5	0.4	1.3	3.2	1.9
Avg. Stride Freq. [Hz]	2.3	2.4	2.3	2.2	2.3	2.3	2.3	2.2
Avg. Stride Length [m]	6.5	7.8	7.7	7.6	7.6	7.5	7.2	6.8



- [] Ranking at each section and finish
- .-.- No data available at this section
- NA No data available



Horse/Jockey Name	Stapleton
Final Rank	10
Fastest Section Time (Section)	0:11.01 (1400m)
Top Speed [km/h] (Section)	65.9 (1400m)
Race State	Finished



Eagle Farm QLD Professional

Race 2: SEN Maiden Plate - 1600m

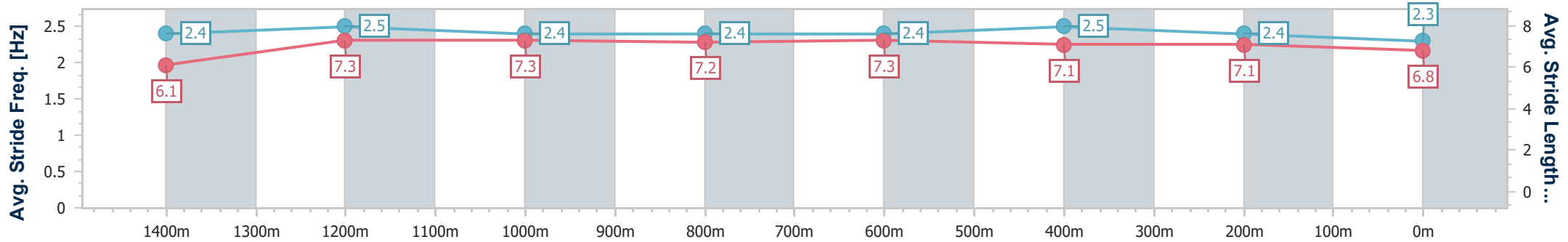
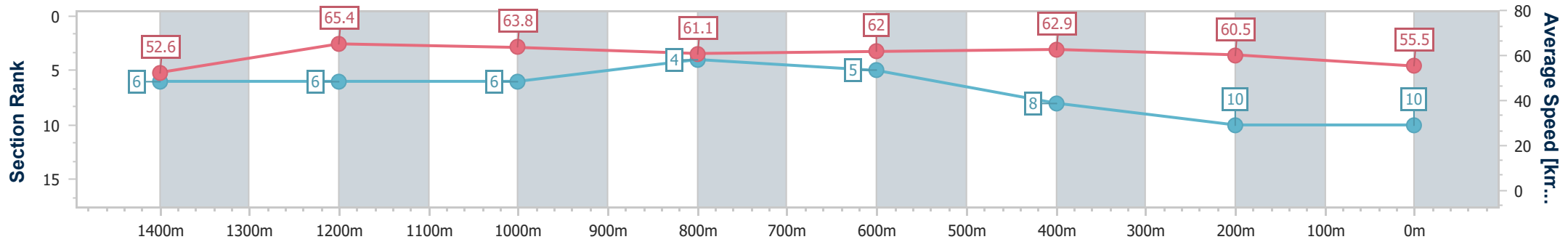
05 November 2024 - 12:12

Track Rating: Good 3, Weather: Fine, Rail Position: +8m Entire



BRISBANE RACING CLUB

Section	Overall	1400m	1200m	1000m	800m	600m	400m	200m
Section Times	1:36.41 [10] (0:13.77)	1:22.64 [6] (0:11.01)	1:11.63 [6] (0:11.33)	1:00.30 [6] (0:11.90)	0:48.40 [4] (0:11.78)	0:36.62 [5] (0:11.71)	0:24.91 [8] (0:11.88)	0:13.03 [10] (0:13.03)
Average Speed [km/h]	52.6	65.4	63.8	61.1	62.0	62.9	60.5	55.5
Top Speed [km/h]	65.8	65.9	65.6	63.0	64.2	64.2	63.1	57.9
Avg. Dist. to Rail [m]	9.0	1.3	1.2	2.1	2.9	4.9	7.1	4.8
Avg. Stride Freq. [Hz]	2.4	2.5	2.4	2.4	2.4	2.5	2.4	2.3
Avg. Stride Length [m]	6.1	7.3	7.3	7.2	7.3	7.1	7.1	6.8



- [] Ranking at each section and finish
- .-.- No data available at this section
- NA No data available



Horse/Jockey Name	Whiskey Tower
Final Rank	11
Fastest Section Time (Section)	0:11.20 (1400m)
Top Speed [km/h] (Section)	65.7 (1400m)
Race State	Finished



Eagle Farm QLD Professional

Race 2: SEN Maiden Plate - 1600m

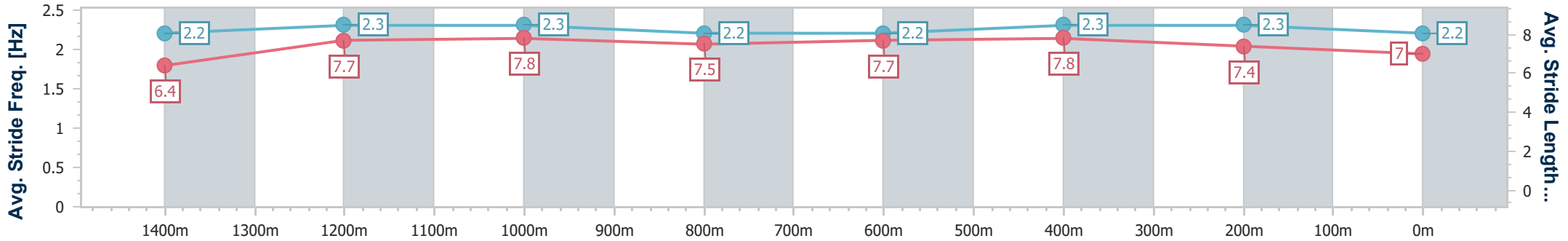
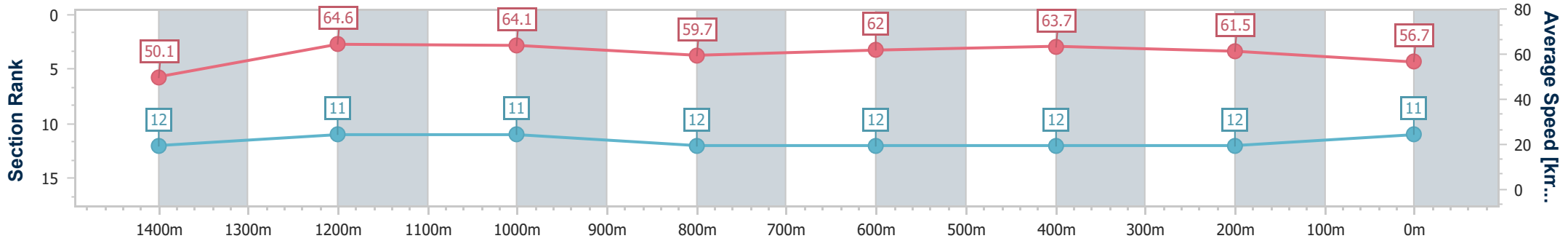
05 November 2024 - 12:12

Track Rating: Good 3, Weather: Fine, Rail Position: +8m Entire



BRISBANE RACING CLUB

Section	Overall	1400m	1200m	1000m	800m	600m	400m	200m
Section Times	1:36.45 [11] (0:14.41)	1:22.04 [12] (0:11.20)	1:10.84 [11] (0:11.22)	0:59.62 [11] (0:12.13)	0:47.49 [12] (0:11.68)	0:35.81 [12] (0:11.36)	0:24.45 [12] (0:11.70)	0:12.75 [12] (0:12.75)
Average Speed [km/h]	50.1	64.6	64.1	59.7	62.0	63.7	61.5	56.7
Top Speed [km/h]	63.3	65.7	65.2	62.5	65.3	65.2	63.8	58.4
Avg. Dist. to Rail [m]	7.0	2.3	2.0	0.9	0.9	1.5	5.1	4.5
Avg. Stride Freq. [Hz]	2.2	2.3	2.3	2.2	2.2	2.3	2.3	2.2
Avg. Stride Length [m]	6.4	7.7	7.8	7.5	7.7	7.8	7.4	7.0



- [] Ranking at each section and finish
- .-.- No data available at this section
- NA No data available



Horse/Jockey Name	She's Worth It
Final Rank	12
Fastest Section Time (Section)	0:11.18 (1400m)
Top Speed [km/h] (Section)	66.0 (600m)
Race State	Finished



Eagle Farm QLD Professional

Race 2: SEN Maiden Plate - 1600m

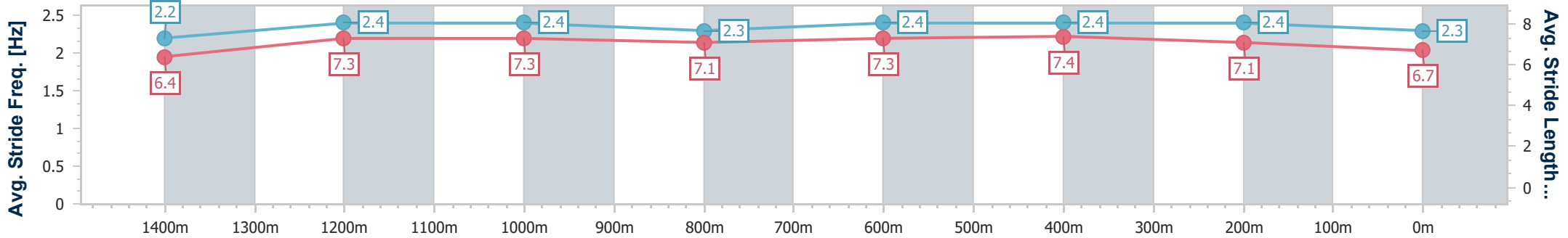
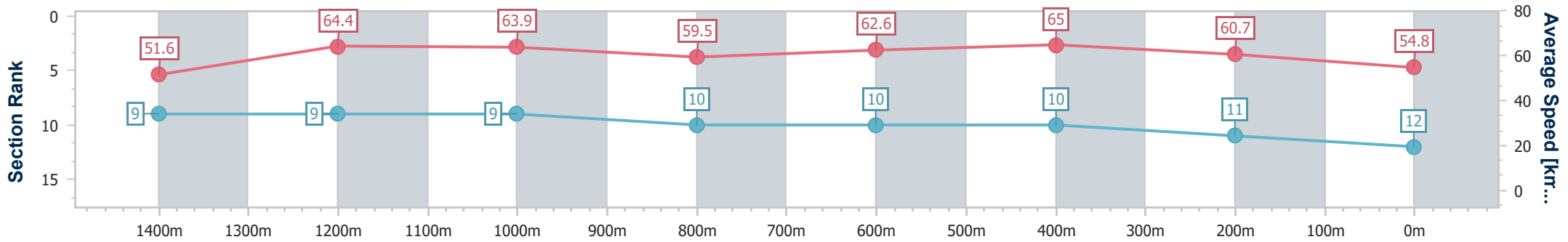
05 November 2024 - 12:12

Track Rating: Good 3, Weather: Fine, Rail Position: +8m Entire



BRISBANE RACING CLUB

Section	Overall	1400m	1200m	1000m	800m	600m	400m	200m
Section Times	1:36.66 [12] (0:14.04)	1:22.62 [9] (0:11.18)	1:11.44 [9] (0:11.27)	1:00.17 [9] (0:12.21)	0:47.96 [10] (0:11.64)	0:36.32 [10] (0:11.27)	0:25.05 [10] (0:11.83)	0:13.22 [11] (0:13.22)
Average Speed [km/h]	51.6	64.4	63.9	59.5	62.6	65.0	60.7	54.8
Top Speed [km/h]	64.7	65.9	64.8	61.2	65.0	66.0	64.1	57.9
Avg. Dist. to Rail [m]	8.2	1.9	2.2	2.0	2.3	3.2	8.5	8.0
Avg. Stride Freq. [Hz]	2.2	2.4	2.4	2.3	2.4	2.4	2.4	2.3
Avg. Stride Length [m]	6.4	7.3	7.3	7.1	7.3	7.4	7.1	6.7



- [] Ranking at each section and finish
- .-.- No data available at this section
- NA No data available



Eagle Farm QLD Professional

Race 3: ASCOT GREEN QTIS Three-Years-Old Maiden Plate - 1200m

05 November 2024 - 12:49



BRISBANE
RACING CLUB

Track Rating: Good 3, Weather: Fine, Rail Position: +8m Entire

Section		Overall	1000m	800m	600m	400m	200m	Last 600m					
Field Times		1:10.15 (0:13.57)	0:56.58 (0:10.94)	0:45.64 (0:11.29)	0:34.35 (0:11.52)	0:22.83 (0:11.16)	0:11.67 (0:11.67)	0:34.35					
Rank	TAB Horse/Jockey	Barrier	Top Speed [km/h]	Fastest Section	Margin						Distance Travelled [m]		
1	10 ALLY Cejay Graham	8	67.6	0:10.88	1:10.15 [1] (0:13.66)	0:56.49 [3] (0:11.17)	0:45.32 [3] (0:11.34)	0:33.98 [3] (0:11.43)	0:22.55 [3] (0:10.88)	0:11.67 [1] (0:11.67)	1:10.15	0:33.98	
2	4 CELESTIAL BLAZE Bailey Wheeler	2	66.5	0:10.97	1:10.27 [2] (0:13.64)	0:56.63 [2] (0:10.97)	0:45.66 [2] (0:11.37)	0:34.29 [2] (0:11.44)	0:22.85 [2] (0:11.08)	0:11.77 [2] (0:11.77)	0.69L	0:34.29	-2
3	1 BOOMROUX Martin Harley	5	67.5	0:10.89	1:10.32 [3] (0:13.77)	0:56.55 [4] (0:11.18)	0:45.37 [5] (0:11.42)	0:33.95 [6] (0:11.42)	0:22.53 [6] (0:10.89)	0:11.64 [3] (0:11.64)	0.97L	0:33.95	+1
4	14 VALENCIA ROC Samantha Collett	6	67.9	0:10.86	1:10.36 [4] (0:14.38)	0:55.98 [8] (0:10.86)	0:45.12 [7] (0:11.09)	0:34.03 [5] (0:11.35)	0:22.68 [5] (0:11.05)	0:11.63 [5] (0:11.63)	1.23L	0:34.03	-8
5	17 KING BOOM Ryan Maloney	16	67.3	0:10.89	1:10.47 [5] (0:14.23)	0:56.24 [7] (0:11.17)	0:45.07 [8] (0:11.26)	0:33.81 [8] (0:11.26)	0:22.55 [7] (0:10.89)	0:11.66 [6] (0:11.66)	1.89L	0:33.81	-2
6	8 RUM RUMBLE Noel Callow	1	67.0	0:11.05	1:10.76 [6] (0:13.82)	0:56.94 [5] (0:11.05)	0:45.89 [4] (0:11.32)	0:34.57 [4] (0:11.46)	0:23.11 [4] (0:11.21)	0:11.90 [7] (0:11.90)	3.59L	0:34.57	-2
7	12 OCEAN ANNA Jag Guthmann-Chester	7	68.5	0:11.00	1:10.80 [7] (0:13.88)	0:56.92 [6] (0:11.20)	0:45.72 [6] (0:11.48)	0:34.24 [7] (0:11.45)	0:22.79 [8] (0:11.00)	0:11.79 [8] (0:11.79)	3.83L	0:34.24	+4
8	5 IMPERIAL RED Andrew Mallyon	9	68.6	0:10.94	1:10.90 [8] (0:13.57)	0:57.33 [1] (0:10.94)	0:46.39 [1] (0:11.29)	0:35.10 [1] (0:11.52)	0:23.58 [1] (0:11.40)	0:12.18 [4] (0:12.18)	4.39L	0:35.10	+4

Scratched: Blitzum (#15), Parisienne Piper (#19), Let'sgo Hugo (#7), Esprit Du Jour (#11), November Sun (#16), Rum Runner (#9), Rebellious Spirit (#18), Cantankerous (#3), Shamouti (#13), Brazen Act (#2),

[] Ranking at each section and finish
 -:-:- No data available at this section
 NA No data available

SCN Saddle cloth number
 DNF Did not finish
 DNT Did not track



Horse/Jockey Name	Ally
Final Rank	1
Fastest Section Time (Section)	0:10.88 (400m)
Top Speed [km/h] (Section)	67.6 (Overall)
Race State	Finished

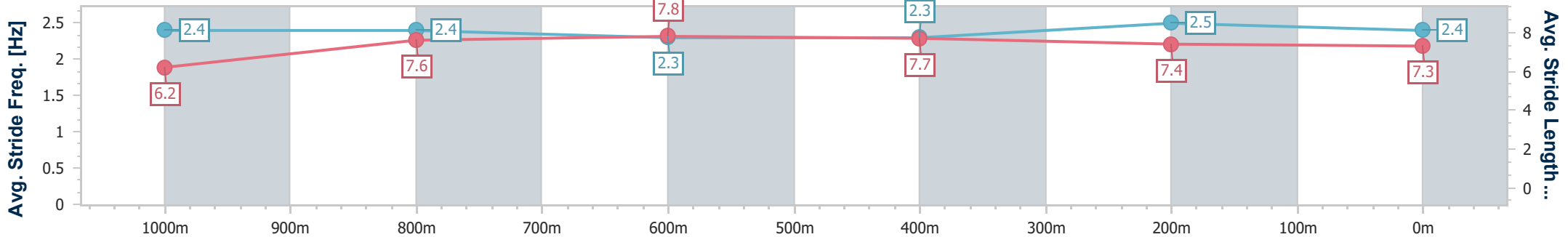
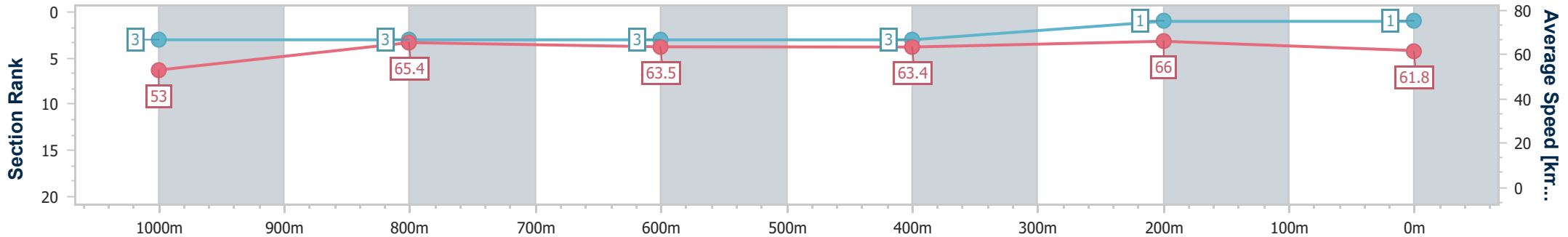


Eagle Farm QLD Professional
 Race 3: ASCOT GREEN QTIS Three-Years-Old Maiden Plate - 1200m
 05 November 2024 - 12:49
 Track Rating: Good 3, Weather: Fine, Rail Position: +8m Entire



BRISBANE
 RACING CLUB

Section	Overall	1000m	800m	600m	400m	200m
Section Times	1:10.15 [1] (0:13.66)	0:56.49 [3] (0:11.17)	0:45.32 [3] (0:11.34)	0:33.98 [3] (0:11.43)	0:22.55 [3] (0:10.88)	0:11.67 [1] (0:11.67)
Average Speed [km/h]	53.0	65.4	63.5	63.4	66.0	61.8
Top Speed [km/h]	67.6	67.0	64.7	65.4	67.5	65.3
Avg. Dist. to Rail [m]	5.0	2.4	0.8	1.1	2.8	2.0
Avg. Stride Freq. [Hz]	2.4	2.4	2.3	2.3	2.5	2.4
Avg. Stride Length [m]	6.2	7.6	7.8	7.7	7.4	7.3



- [] Ranking at each section and finish
- .-.- No data available at this section
- NA No data available



Horse/Jockey Name	Celestial Blaze
Final Rank	2
Fastest Section Time (Section)	0:10.97 (1000m)
Top Speed [km/h] (Section)	66.5 (1000m)
Race State	Finished

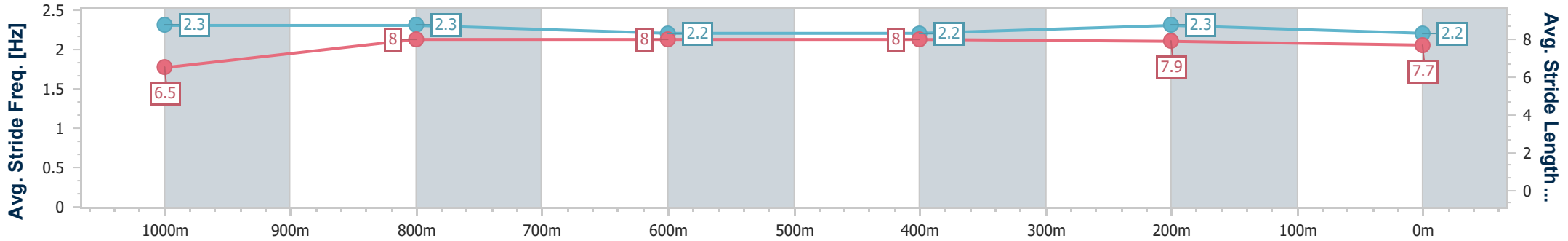
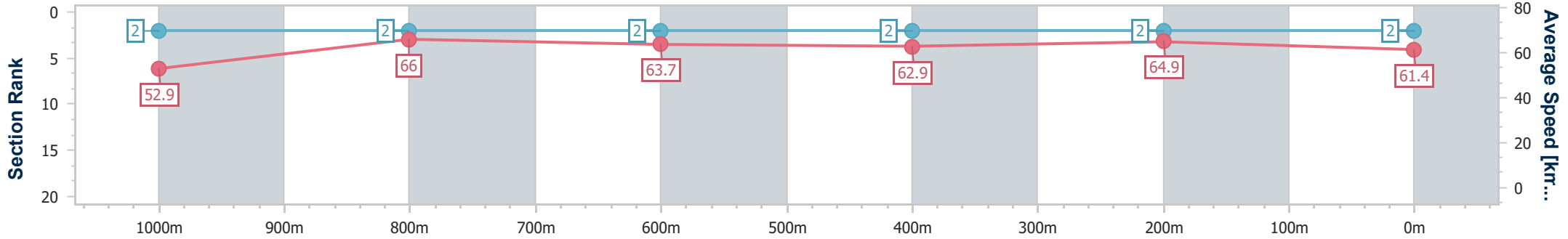


Eagle Farm QLD Professional
 Race 3: ASCOT GREEN QTIS Three-Years-Old Maiden Plate - 1200m
 05 November 2024 - 12:49
 Track Rating: Good 3, Weather: Fine, Rail Position: +8m Entire



BRISBANE RACING CLUB

Section	Overall	1000m	800m	600m	400m	200m
Section Times	1:10.27 [2] (0:13.64)	0:56.63 [2] (0:10.97)	0:45.66 [2] (0:11.37)	0:34.29 [2] (0:11.44)	0:22.85 [2] (0:11.08)	0:11.77 [2] (0:11.77)
Average Speed [km/h]	52.9	66.0	63.7	62.9	64.9	61.4
Top Speed [km/h]	65.2	66.5	65.5	64.8	66.3	64.2
Avg. Dist. to Rail [m]	2.0	1.0	0.9	0.7	1.2	0.7
Avg. Stride Freq. [Hz]	2.3	2.3	2.2	2.2	2.3	2.2
Avg. Stride Length [m]	6.5	8.0	8.0	8.0	7.9	7.7



- [] Ranking at each section and finish
- .-.- No data available at this section
- NA No data available



Horse/Jockey Name	Boomroux
Final Rank	3
Fastest Section Time (Section)	0:10.89 (400m)
Top Speed [km/h] (Section)	67.5 (400m)
Race State	Finished

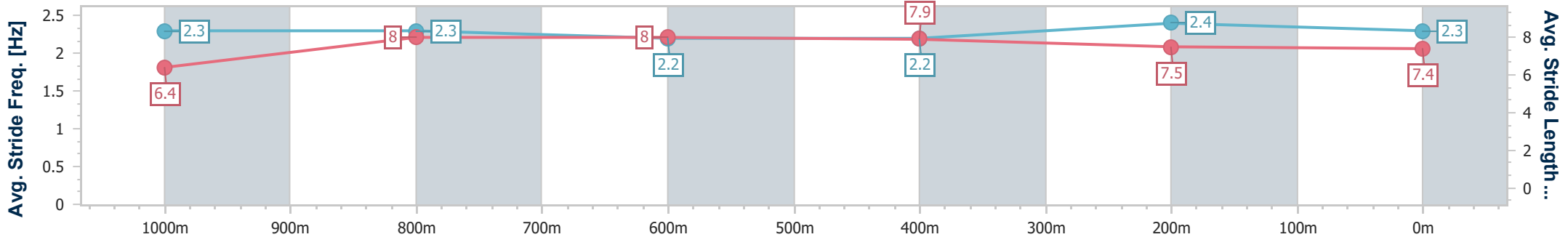
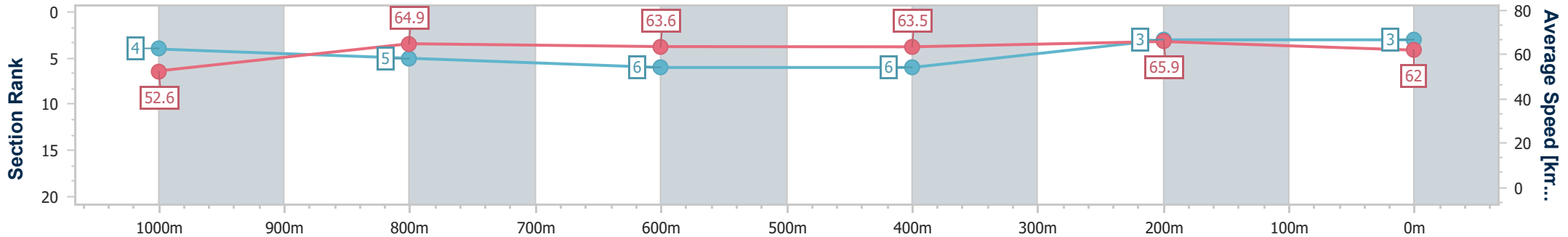


Eagle Farm QLD Professional
 Race 3: ASCOT GREEN QTIS Three-Years-Old Maiden Plate - 1200m
 05 November 2024 - 12:49
 Track Rating: Good 3, Weather: Fine, Rail Position: +8m Entire



BRISBANE
RACING CLUB

Section	Overall	1000m	800m	600m	400m	200m
Section Times	1:10.32 [3] (0:13.77)	0:56.55 [4] (0:11.18)	0:45.37 [5] (0:11.42)	0:33.95 [6] (0:11.42)	0:22.53 [6] (0:10.89)	0:11.64 [3] (0:11.64)
Average Speed [km/h]	52.6	64.9	63.6	63.5	65.9	62.0
Top Speed [km/h]	65.4	66.6	64.6	66.6	67.5	65.4
Avg. Dist. to Rail [m]	2.7	2.3	1.5	1.6	5.6	4.4
Avg. Stride Freq. [Hz]	2.3	2.3	2.2	2.2	2.4	2.3
Avg. Stride Length [m]	6.4	8.0	8.0	7.9	7.5	7.4



- [] Ranking at each section and finish
- .-.- No data available at this section
- NA No data available



Horse/Jockey Name	Valencia Roc
Final Rank	4
Fastest Section Time (Section)	0:10.86 (1000m)
Top Speed [km/h] (Section)	67.9 (1000m)
Race State	Finished



Eagle Farm QLD Professional
Race 3: ASCOT GREEN QTIS Three-Years-Old Maiden Plate - 1200m

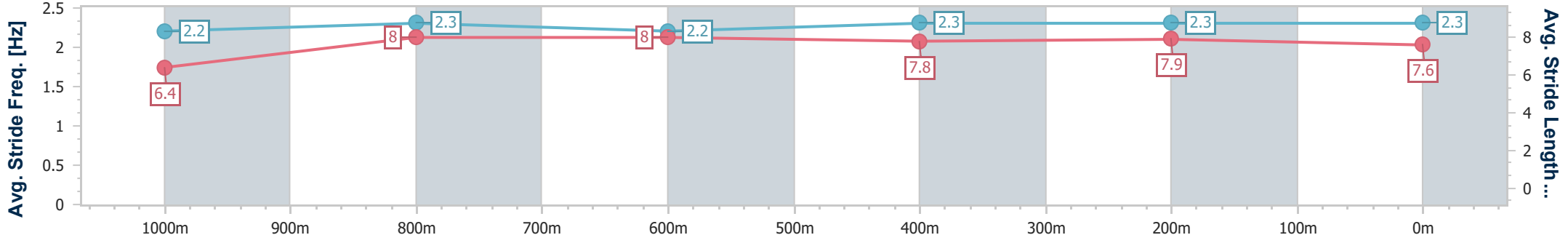
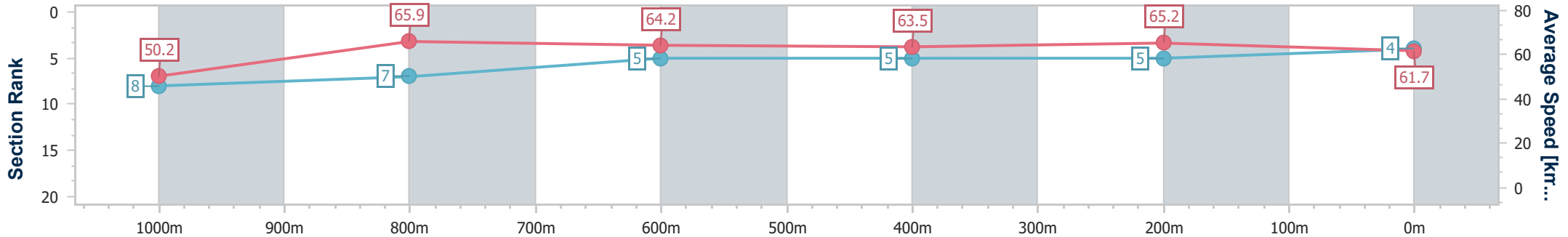
05 November 2024 - 12:49

Track Rating: Good 3, Weather: Fine, Rail Position: +8m Entire



BRISBANE RACING CLUB

Section	Overall	1000m	800m	600m	400m	200m
Section Times	1:10.36 [4] (0:14.38)	0:55.98 [8] (0:10.86)	0:45.12 [7] (0:11.09)	0:34.03 [5] (0:11.35)	0:22.68 [5] (0:11.05)	0:11.63 [5] (0:11.63)
Average Speed [km/h]	50.2	65.9	64.2	63.5	65.2	61.7
Top Speed [km/h]	66.1	67.9	65.6	65.0	66.5	63.7
Avg. Dist. to Rail [m]	3.4	1.6	1.9	1.0	2.3	0.7
Avg. Stride Freq. [Hz]	2.2	2.3	2.2	2.3	2.3	2.3
Avg. Stride Length [m]	6.4	8.0	8.0	7.8	7.9	7.6



- [] Ranking at each section and finish
- .-.- No data available at this section
- NA No data available



Horse/Jockey Name	King Boom
Final Rank	5
Fastest Section Time (Section)	0:10.89 (400m)
Top Speed [km/h] (Section)	67.3 (1000m)
Race State	Finished

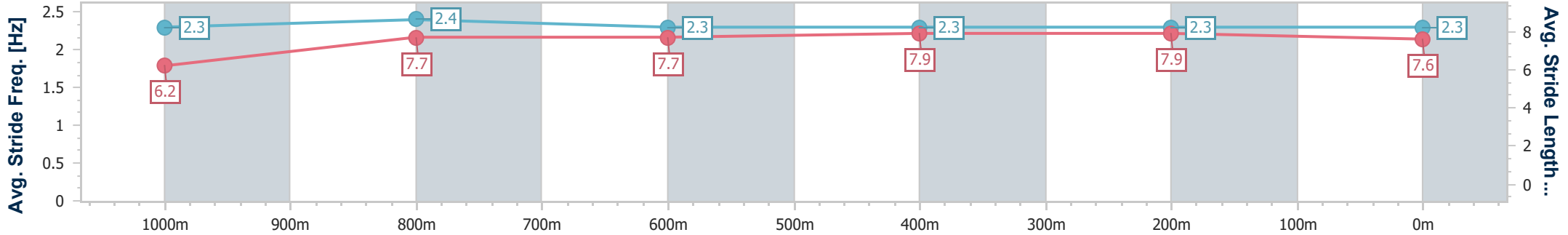
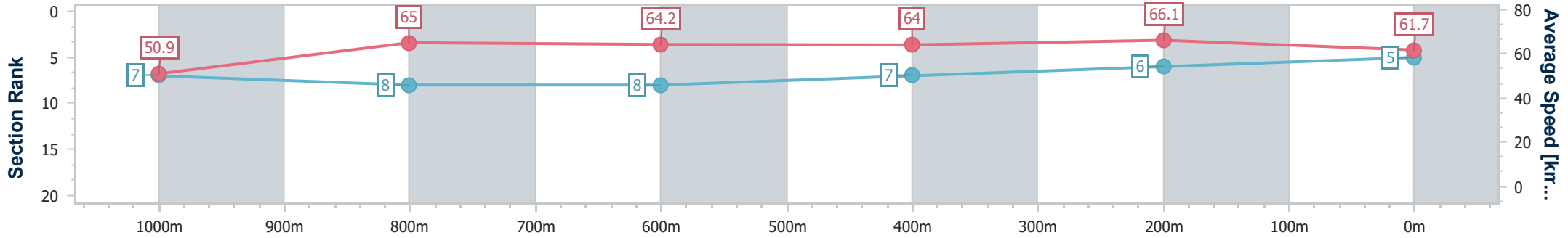


Eagle Farm QLD Professional
 Race 3: ASCOT GREEN QTIS Three-Years-Old Maiden Plate - 1200m
 05 November 2024 - 12:49
 Track Rating: Good 3, Weather: Fine, Rail Position: +8m Entire



BRISBANE RACING CLUB

Section	Overall	1000m	800m	600m	400m	200m
Section Times	1:10.47 [5] (0:14.23)	0:56.24 [7] (0:11.17)	0:45.07 [8] (0:11.26)	0:33.81 [8] (0:11.26)	0:22.55 [7] (0:10.89)	0:11.66 [6] (0:11.66)
Average Speed [km/h]	50.9	65.0	64.2	64.0	66.1	61.7
Top Speed [km/h]	64.3	67.3	67.2	66.6	67.1	64.7
Avg. Dist. to Rail [m]	5.4	2.2	0.6	0.7	4.3	4.4
Avg. Stride Freq. [Hz]	2.3	2.4	2.3	2.3	2.3	2.3
Avg. Stride Length [m]	6.2	7.7	7.7	7.9	7.9	7.6



- [] Ranking at each section and finish
- .-.- No data available at this section
- NA No data available



Horse/Jockey Name	Rum Rumble
Final Rank	6
Fastest Section Time (Section)	0:11.05 (1000m)
Top Speed [km/h] (Section)	67.0 (1000m)
Race State	Finished

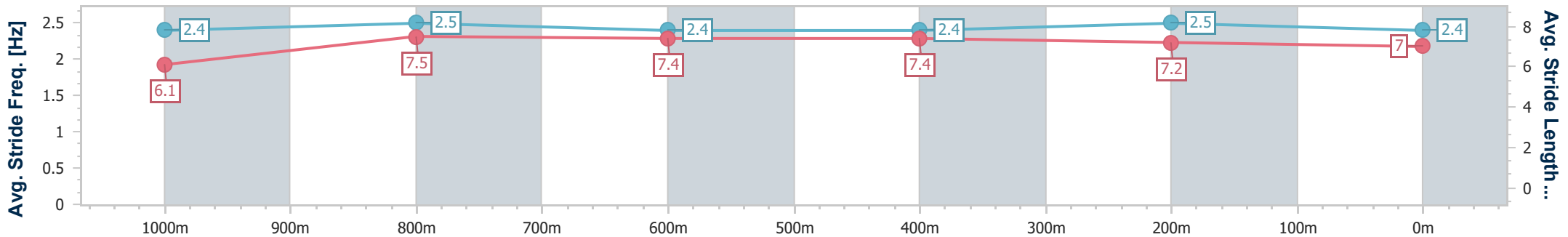
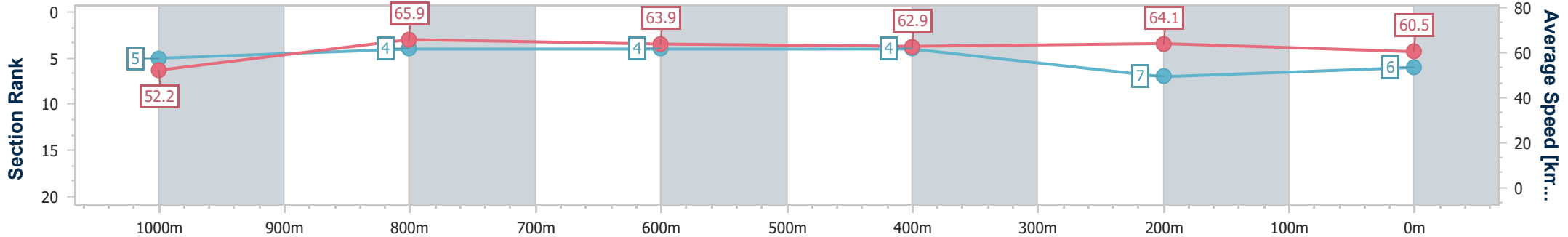


Eagle Farm QLD Professional
 Race 3: ASCOT GREEN QTIS Three-Years-Old Maiden Plate - 1200m
 05 November 2024 - 12:49
 Track Rating: Good 3, Weather: Fine, Rail Position: +8m Entire



BRISBANE
RACING CLUB

Section	Overall	1000m	800m	600m	400m	200m
Section Times	1:10.76 [6] (0:13.82)	0:56.94 [5] (0:11.05)	0:45.89 [4] (0:11.32)	0:34.57 [4] (0:11.46)	0:23.11 [4] (0:11.21)	0:11.90 [7] (0:11.90)
Average Speed [km/h]	52.2	65.9	63.9	62.9	64.1	60.5
Top Speed [km/h]	66.6	67.0	65.6	64.2	64.7	63.9
Avg. Dist. to Rail [m]	1.1	2.0	1.1	0.4	0.7	0.3
Avg. Stride Freq. [Hz]	2.4	2.5	2.4	2.4	2.5	2.4
Avg. Stride Length [m]	6.1	7.5	7.4	7.4	7.2	7.0



- [] Ranking at each section and finish
- .-.- No data available at this section
- NA No data available



Horse/Jockey Name	Ocean Anna
Final Rank	7
Fastest Section Time (Section)	0:11.00 (400m)
Top Speed [km/h] (Section)	68.5 (400m)
Race State	Finished

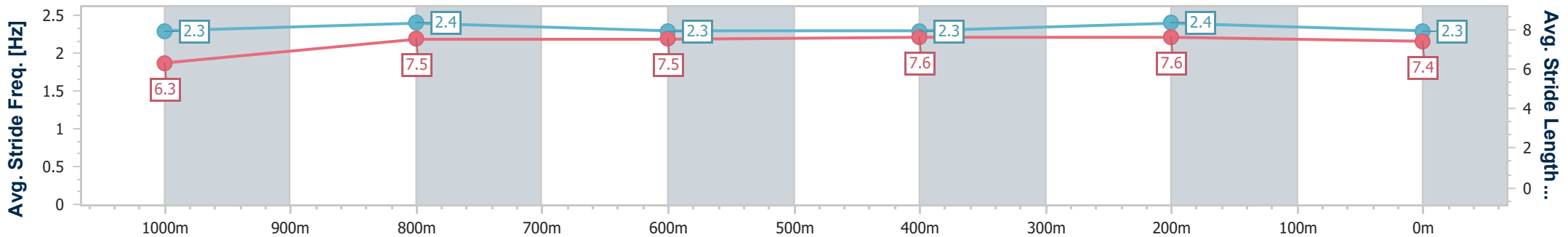
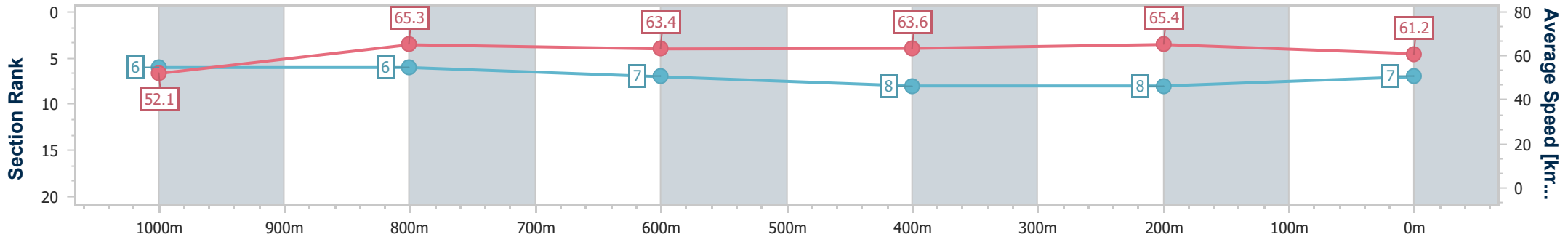


Eagle Farm QLD Professional
 Race 3: ASCOT GREEN QTIS Three-Years-Old Maiden Plate - 1200m
 05 November 2024 - 12:49
 Track Rating: Good 3, Weather: Fine, Rail Position: +8m Entire



BRISBANE
RACING CLUB

Section	Overall	1000m	800m	600m	400m	200m
Section Times	1:10.80 [7] (0:13.88)	0:56.92 [6] (0:11.20)	0:45.72 [6] (0:11.48)	0:34.24 [7] (0:11.45)	0:22.79 [8] (0:11.00)	0:11.79 [8] (0:11.79)
Average Speed [km/h]	52.1	65.3	63.4	63.6	65.4	61.2
Top Speed [km/h]	65.2	66.5	64.1	64.9	68.5	64.1
Avg. Dist. to Rail [m]	3.9	3.2	2.9	2.3	5.0	6.1
Avg. Stride Freq. [Hz]	2.3	2.4	2.3	2.3	2.4	2.3
Avg. Stride Length [m]	6.3	7.5	7.5	7.6	7.6	7.4



- [] Ranking at each section and finish
- .-.- No data available at this section
- NA No data available



Horse/Jockey Name	Imperial Red
Final Rank	8
Fastest Section Time (Section)	0:10.94 (1000m)
Top Speed [km/h] (Section)	68.6 (1000m)
Race State	Finished

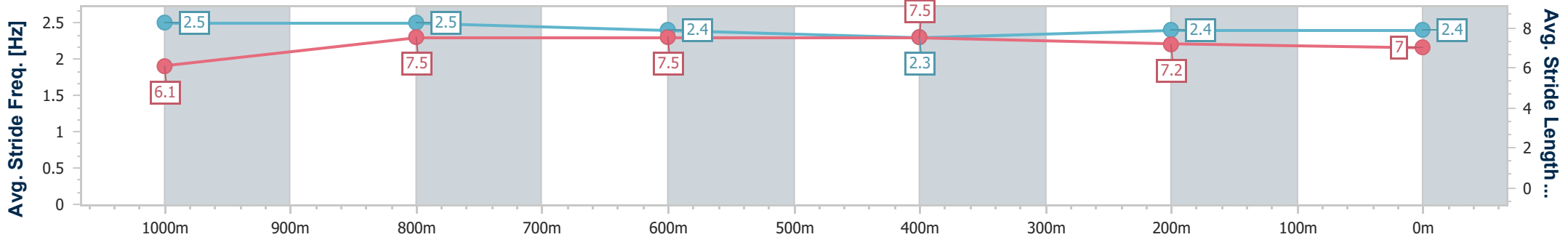
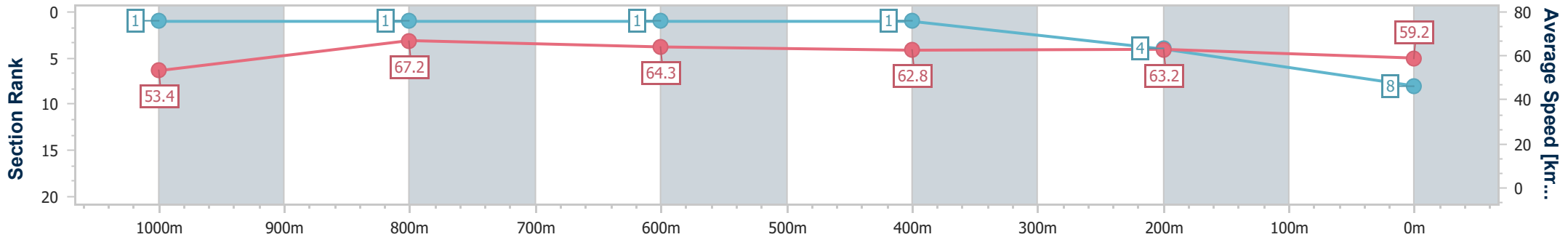


Eagle Farm QLD Professional
 Race 3: ASCOT GREEN QTIS Three-Years-Old Maiden Plate - 1200m
 05 November 2024 - 12:49
 Track Rating: Good 3, Weather: Fine, Rail Position: +8m Entire



BRISBANE RACING CLUB

Section	Overall	1000m	800m	600m	400m	200m
Section Times	1:10.90 [8] (0:13.57)	0:57.33 [1] (0:10.94)	0:46.39 [1] (0:11.29)	0:35.10 [1] (0:11.52)	0:23.58 [1] (0:11.40)	0:12.18 [4] (0:12.18)
Average Speed [km/h]	53.4	67.2	64.3	62.8	63.2	59.2
Top Speed [km/h]	68.5	68.6	65.7	63.9	64.5	62.1
Avg. Dist. to Rail [m]	6.2	4.1	2.0	1.9	1.5	0.8
Avg. Stride Freq. [Hz]	2.5	2.5	2.4	2.3	2.4	2.4
Avg. Stride Length [m]	6.1	7.5	7.5	7.5	7.2	7.0



- [] Ranking at each section and finish
- .-.- No data available at this section
- NA No data available



Eagle Farm QLD Professional

Race 4: IMPRESSU Class 4 Handicap - 1000m

05 November 2024 - 13:35



BRISBANE
RACING CLUB

Track Rating: Good 4, Weather: Fine, Rail Position: +8m Entire

Section		Overall	800m	600m	400m	200m	Last 600m					
Field Times		0:56.23 (0:13.00)	0:43.23 (0:10.15)	0:33.08 (0:10.44)	0:22.64 (0:10.84)	0:11.80 (0:11.80)	0:33.08					
Rank	TAB Horse/Jockey	Barrier	Top Speed [km/h]	Fastest Section	Margin					Distance Travelled [m]		
1	6 ARISPHERE Angela Jones	3	72.1 800m	0:10.24 800m	0:56.23 [1] (0:13.11)	0:43.12 [2] (0:10.24)	0:32.88 [2] (0:10.43)	0:22.45 [2] (0:10.74)	0:11.71 [2] (0:11.71)	0:56.23	0:32.88	
2	7 SHE'S A ROGUE Tahlia Fenlon	1	71.7 800m	0:10.15 800m	0:56.43 [2] (0:13.00)	0:43.43 [1] (0:10.15)	0:33.28 [1] (0:10.44)	0:22.84 [1] (0:10.84)	0:12.00 [1] (0:12.00)	1.22L	0:33.28	-4
3	4 ONE 'N' ONLY Jag Guthmann-Chester	2	71.7 800m	0:10.16 800m	0:56.50 [3] (0:13.23)	0:43.27 [4] (0:10.16)	0:33.11 [3] (0:10.45)	0:22.66 [3] (0:10.84)	0:11.82 [4] (0:11.82)	1.58L	0:33.11	-4
4	1 MR GALAZI Samantha Collett	6	71.8 800m	0:10.26 800m	0:56.53 [4] (0:13.17)	0:43.36 [3] (0:10.26)	0:33.10 [4] (0:10.41)	0:22.69 [4] (0:10.83)	0:11.86 [3] (0:11.86)	1.77L	0:33.10	+3
5	9 KELLY'S LANDING Cejay Graham	7	72.7 800m	0:10.33 800m	0:56.65 [5] (0:13.27)	0:43.38 [5] (0:10.33)	0:33.05 [5] (0:10.41)	0:22.64 [5] (0:10.73)	0:11.91 [5] (0:11.91)	2.49L	0:33.05	+2

Scratched: I Stole It (#8), Maximum Vortex (#2), Preemptory (#3), Shako (#5)



Horse/Jockey Name	Arisphere
Final Rank	1
Fastest Section Time (Section)	0:10.24 (800m)
Top Speed [km/h] (Section)	72.1 (800m)
Race State	Finished

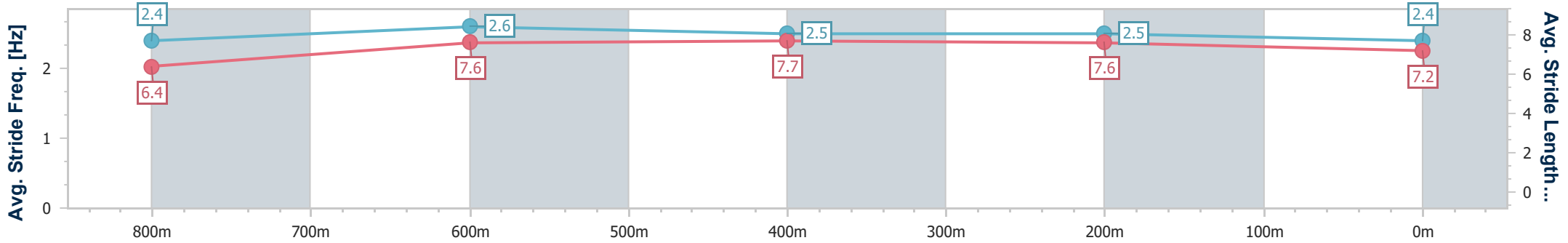
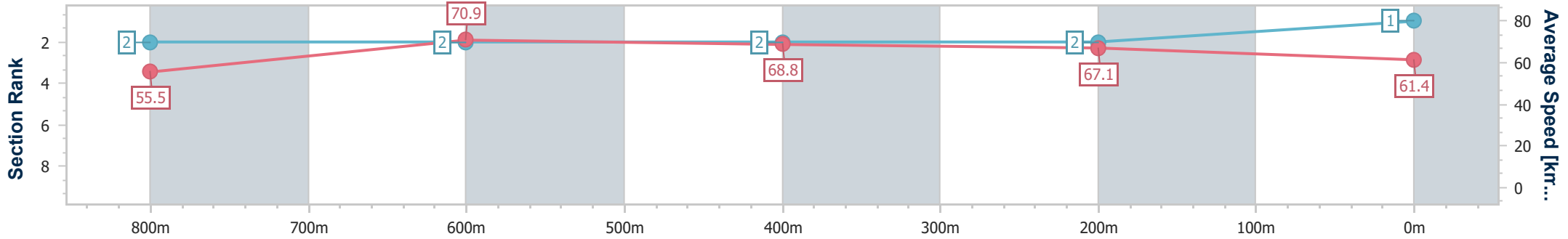


Eagle Farm QLD Professional
 Race 4: IMPRESSU Class 4 Handicap - 1000m
 05 November 2024 - 13:35
 Track Rating: Good 4, Weather: Fine, Rail Position: +8m Entire



BRISBANE
 RACING CLUB

Section	Overall	800m	600m	400m	200m
Section Times	0:56.23 [1] (0:13.11)	0:43.12 [2] (0:10.24)	0:32.88 [2] (0:10.43)	0:22.45 [2] (0:10.74)	0:11.71 [2] (0:11.71)
Average Speed [km/h]	55.5	70.9	68.8	67.1	61.4
Top Speed [km/h]	70.2	72.1	71.7	69.0	64.4
Avg. Dist. to Rail [m]	3.0	1.7	0.5	0.7	1.2
Avg. Stride Freq. [Hz]	2.4	2.6	2.5	2.5	2.4
Avg. Stride Length [m]	6.4	7.6	7.7	7.6	7.2



- [] Ranking at each section and finish
- .-.- No data available at this section
- NA No data available



Horse/Jockey Name	She's A Rogue
Final Rank	2
Fastest Section Time (Section)	0:10.15 (800m)
Top Speed [km/h] (Section)	71.7 (800m)
Race State	Finished

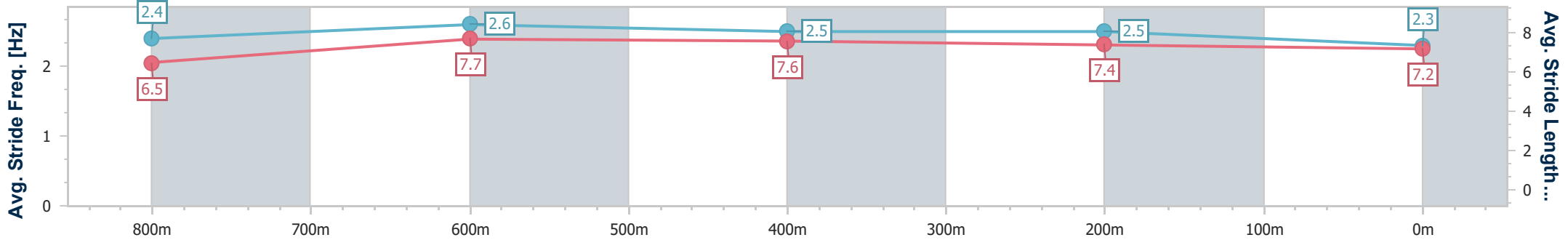
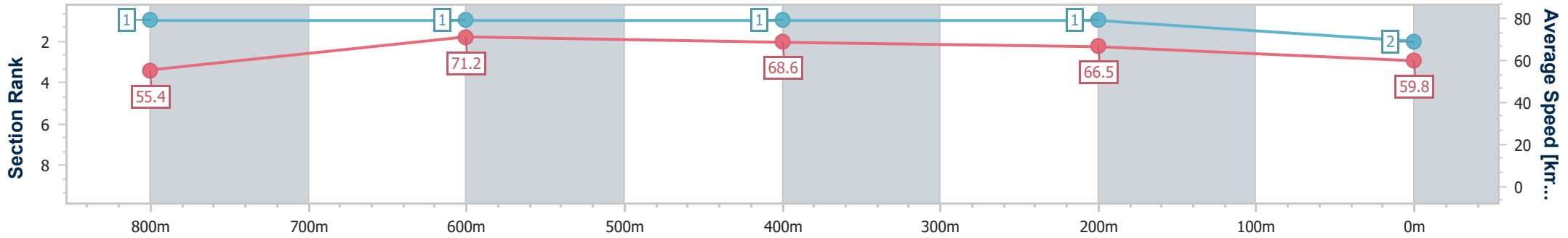


Eagle Farm QLD Professional
 Race 4: IMPRESSU Class 4 Handicap - 1000m
 05 November 2024 - 13:35
 Track Rating: Good 4, Weather: Fine, Rail Position: +8m Entire



BRISBANE
 RACING CLUB

Section	Overall	800m	600m	400m	200m
Section Times	0:56.43 [2] (0:13.00)	0:43.43 [1] (0:10.15)	0:33.28 [1] (0:10.44)	0:22.84 [1] (0:10.84)	0:12.00 [1] (0:12.00)
Average Speed [km/h]	55.4	71.2	68.6	66.5	59.8
Top Speed [km/h]	71.4	71.7	69.6	67.6	63.9
Avg. Dist. to Rail [m]	3.4	0.3	0.7	0.9	1.7
Avg. Stride Freq. [Hz]	2.4	2.6	2.5	2.5	2.3
Avg. Stride Length [m]	6.5	7.7	7.6	7.4	7.2



- [] Ranking at each section and finish
- .-.- No data available at this section
- NA No data available



Horse/Jockey Name	One 'N' Only
Final Rank	3
Fastest Section Time (Section)	0:10.16 (800m)
Top Speed [km/h] (Section)	71.7 (800m)
Race State	Finished

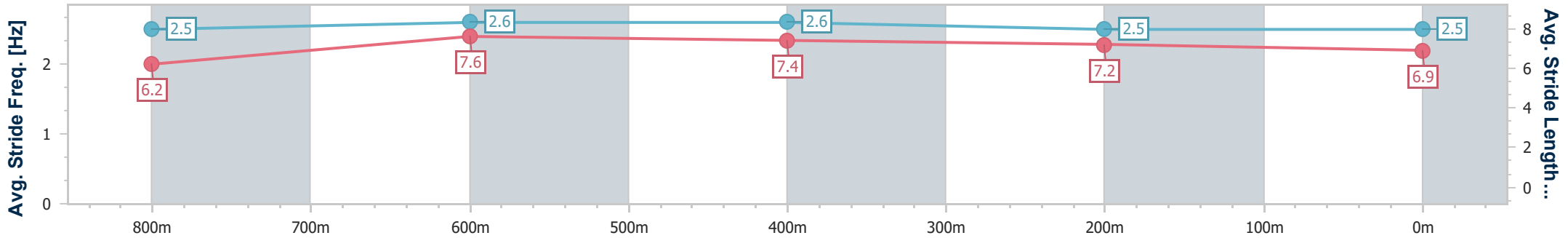
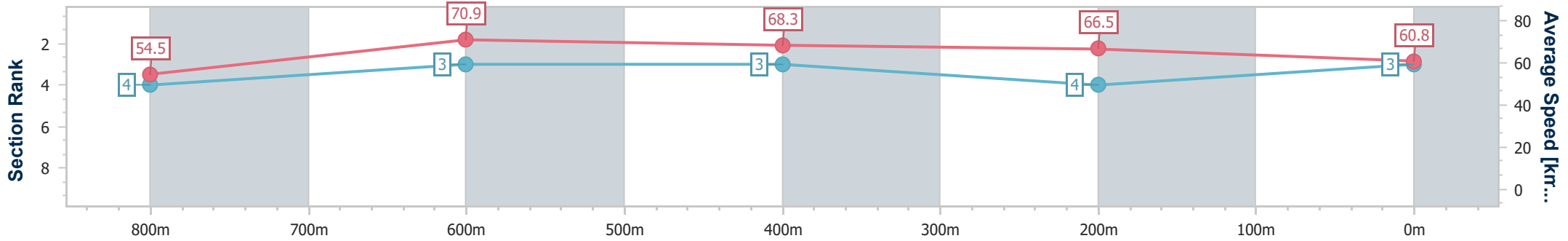


Eagle Farm QLD Professional
 Race 4: IMPRESSU Class 4 Handicap - 1000m
 05 November 2024 - 13:35
 Track Rating: Good 4, Weather: Fine, Rail Position: +8m Entire



BRISBANE
RACING CLUB

Section	Overall	800m	600m	400m	200m
Section Times	0:56.50 [3] (0:13.23)	0:43.27 [4] (0:10.16)	0:33.11 [3] (0:10.45)	0:22.66 [3] (0:10.84)	0:11.82 [4] (0:11.82)
Average Speed [km/h]	54.5	70.9	68.3	66.5	60.8
Top Speed [km/h]	70.1	71.7	70.2	67.5	64.8
Avg. Dist. to Rail [m]	1.7	0.7	0.7	1.6	2.4
Avg. Stride Freq. [Hz]	2.5	2.6	2.6	2.5	2.5
Avg. Stride Length [m]	6.2	7.6	7.4	7.2	6.9



- [] Ranking at each section and finish
- .-.- No data available at this section
- NA No data available



Horse/Jockey Name	Mr Galazi
Final Rank	4
Fastest Section Time (Section)	0:10.26 (800m)
Top Speed [km/h] (Section)	71.8 (800m)
Race State	Finished



Eagle Farm QLD Professional

Race 4: IMPRESSU Class 4 Handicap - 1000m

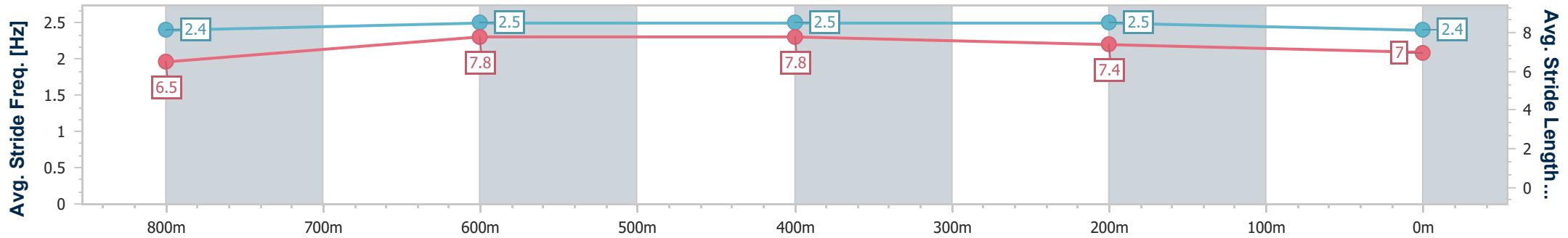
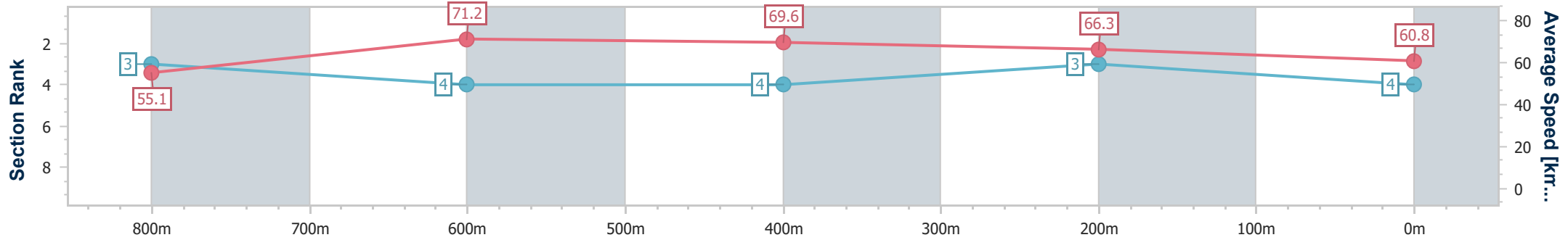
05 November 2024 - 13:35

Track Rating: Good 4, Weather: Fine, Rail Position: +8m Entire



BRISBANE RACING CLUB

Section	Overall	800m	600m	400m	200m
Section Times	0:56.53 [4] (0:13.17)	0:43.36 [3] (0:10.26)	0:33.10 [4] (0:10.41)	0:22.69 [4] (0:10.83)	0:11.86 [3] (0:11.86)
Average Speed [km/h]	55.1	71.2	69.6	66.3	60.8
Top Speed [km/h]	71.3	71.8	70.4	68.0	65.0
Avg. Dist. to Rail [m]	3.1	2.4	1.8	1.4	2.3
Avg. Stride Freq. [Hz]	2.4	2.5	2.5	2.5	2.4
Avg. Stride Length [m]	6.5	7.8	7.8	7.4	7.0



- [] Ranking at each section and finish
- .-.- No data available at this section
- NA No data available



Horse/Jockey Name	Kelly's Landing
Final Rank	5
Fastest Section Time (Section)	0:10.33 (800m)
Top Speed [km/h] (Section)	72.7 (800m)
Race State	Finished

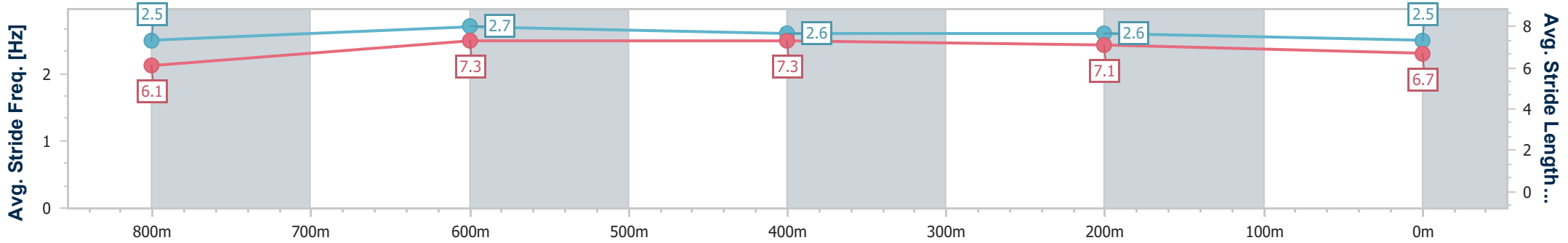
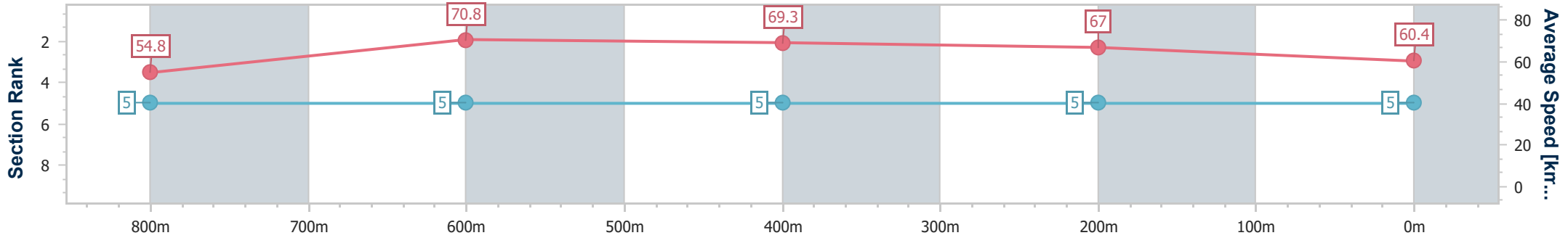


Eagle Farm QLD Professional
 Race 4: IMPRESSU Class 4 Handicap - 1000m
 05 November 2024 - 13:35
 Track Rating: Good 4, Weather: Fine, Rail Position: +8m Entire



BRISBANE
 RACING CLUB

Section	Overall	800m	600m	400m	200m
Section Times	0:56.65 [5] (0:13.27)	0:43.38 [5] (0:10.33)	0:33.05 [5] (0:10.41)	0:22.64 [5] (0:10.73)	0:11.91 [5] (0:11.91)
Average Speed [km/h]	54.8	70.8	69.3	67.0	60.4
Top Speed [km/h]	72.5	72.7	70.0	69.8	63.5
Avg. Dist. to Rail [m]	4.0	2.9	0.5	3.8	4.2
Avg. Stride Freq. [Hz]	2.5	2.7	2.6	2.6	2.5
Avg. Stride Length [m]	6.1	7.3	7.3	7.1	6.7



- [] Ranking at each section and finish
- .-.- No data available at this section
- NA No data available



Eagle Farm QLD Professional

Race 5: Intro Recruitment Cup Class 5 Handicap - 1400m

05 November 2024 - 14:42



BRISBANE
RACING CLUB

Track Rating: Good 3, Weather: Fine, Rail Position: +8m Entire

Section							Overall	1200m	1000m	800m	600m	400m	Last 600m
Field Times							1:21.50 (0:13.81)	1:07.69 (0:10.96)	0:56.73 (0:11.40)	0:45.33 (0:11.29)	0:34.04 (0:11.23)	0:22.81 (0:11.10)	0:34.04
Rank	TAB	Horse/Jockey	Barrier	Top Speed [km/h]	Fastest Section								Distance Travelled [m]
1	3	BEAUTANTES Noel Callow	10	67.6 1200m	0:10.92 1200m	1:21.50 [1] (0:13.85)	1:07.65 [2] (0:10.92)	0:56.73 [1] (0:11.42)	0:45.31 [2] (0:11.27)	0:34.04 [1] (0:11.23)	0:22.81 [1] (0:11.10)	0:34.04	
2	7	BLAZEN BOOTS Angela Jones	4	67.2 600m	0:10.95 400m	1:21.77 [2] (0:13.93)	1:07.84 [3] (0:11.25)	0:56.59 [5] (0:11.38)	0:45.21 [5] (0:11.46)	0:33.75 [5] (0:11.11)	0:22.64 [4] (0:10.95)	0:33.75	+1
3	1	OUGHTON Ryan Maloney	9	67.5 400m	0:11.03 400m	1:21.98 [3] (0:13.81)	1:08.17 [1] (0:11.13)	0:57.04 [3] (0:11.31)	0:45.73 [3] (0:11.36)	0:34.37 [2] (0:11.18)	0:23.19 [3] (0:11.03)	0:34.37	-3
4	9	LARRIKIN ROGUE Andrew Mallyon	5	66.4 400m	0:10.96 400m	1:22.09 [4] (0:14.48)	1:07.61 [8] (0:11.19)	0:56.42 [8] (0:11.52)	0:44.90 [8] (0:11.25)	0:33.65 [8] (0:11.00)	0:22.65 [7] (0:10.96)	0:33.65	-3
5	10	DROP THE MIC Samantha Collett	3	67.0 400m	0:11.01 400m	1:22.26 [5] (0:14.32)	1:07.94 [7] (0:11.17)	0:56.77 [6] (0:11.43)	0:45.34 [7] (0:11.40)	0:33.94 [7] (0:11.14)	0:22.80 [8] (0:11.01)	0:33.94	+0
5	6	STRIPPED BACK Martin Harley	7	70.0 1200m	0:10.71 1200m	1:22.26 [5] (0:14.13)	1:08.13 [5] (0:10.71)	0:57.42 [2] (0:11.33)	0:46.09 [1] (0:11.47)	0:34.62 [3] (0:11.10)	0:23.52 [2] (0:11.22)	0:34.62	-1
7	2	TOJAKI Cody Collis	6	67.7 1200m	0:11.03 1200m	1:22.47 [7] (0:14.06)	1:08.41 [4] (0:11.03)	0:57.38 [4] (0:11.40)	0:45.98 [4] (0:11.41)	0:34.57 [4] (0:11.29)	0:23.28 [5] (0:11.33)	0:34.57	+1
8	4	GOLDEELUCK Emily Lang	1	65.9 400m	0:11.17 600m	1:22.83 [8] (0:14.29)	1:08.54 [6] (0:11.21)	0:57.33 [7] (0:11.35)	0:45.98 [6] (0:11.33)	0:34.65 [6] (0:11.17)	0:23.48 [6] (0:11.21)	0:34.65	-6

Scratched: American Phireball (#8), Starry Eyes (#5)

[] Ranking at each section and finish
 -:-:- No data available at this section
 NA No data available

SCN Saddle cloth number
 DNF Did not finish
 DNT Did not track



Eagle Farm QLD Professional

Race 5: Intro Recruitment Cup Class 5 Handicap - 1400m

05 November 2024 - 14:42



BRISBANE
RACING CLUB

Track Rating: Good 3, Weather: Fine, Rail Position: +8m Entire

Section							200m			Last 600m
Field Times							0:11.71			0:34.04
							(0:11.71)			
Rank	TAB	Horse/Jockey	Barrier	Top Speed [km/h]	Fastest Section	Margin			Distance Travelled [m]	
1	3	BEAUTANTES Noel Callow	10	67.6 1200m	0:10.92 1200m	0:11.71 [1] (0:11.71)	1:21.50			0:34.04
2	7	BLAZEN BOOTS Angela Jones	4	67.2 600m	0:10.95 400m	0:11.69 [4] (0:11.69)	1.56L			0:33.75 +1
3	1	OUGHTON Ryan Maloney	9	67.5 400m	0:11.03 400m	0:12.16 [2] (0:12.16)	2.84L			0:34.37 -3
4	9	LARRIKIN ROGUE Andrew Mallyon	5	66.4 400m	0:10.96 400m	0:11.69 [5] (0:11.69)	3.48L			0:33.65 -3
5	10	DROP THE MIC Samantha Collett	3	67.0 400m	0:11.01 400m	0:11.79 [6] (0:11.79)	4.44L			0:33.94 +0
5	6	STRIPPED BACK Martin Harley	7	70.0 1200m	0:10.71 1200m	0:12.30 [3] (0:12.30)	4.44L			0:34.62 -1
7	2	TOJAKI Cody Collis	6	67.7 1200m	0:11.03 1200m	0:11.95 [7] (0:11.95)	5.71L			0:34.57 +1
8	4	GOLDEELUCK Emily Lang	1	65.9 400m	0:11.17 600m	0:12.27 [8] (0:12.27)	7.83L			0:34.65 -6

Scratched: American Phireball (#8), Starry Eyes (#5)

[] Ranking at each section and finish
 -:-:- No data available at this section
 NA No data available

SCN Saddle cloth number
 DNF Did not finish
 DNT Did not track



Horse/Jockey Name	Beautantes
Final Rank	1
Fastest Section Time (Section)	0:10.92 (1200m)
Top Speed [km/h] (Section)	67.6 (1200m)
Race State	Finished



Eagle Farm QLD Professional

Race 5: Intro Recruitment Cup Class 5 Handicap - 1400m

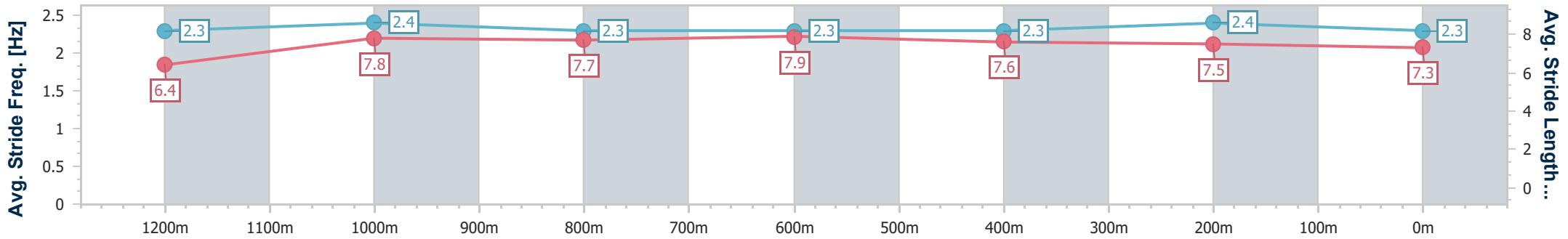
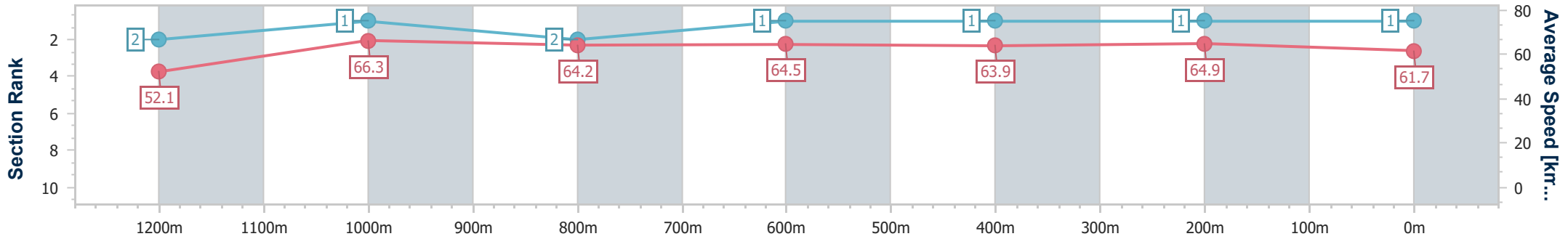
05 November 2024 - 14:42

Track Rating: Good 3, Weather: Fine, Rail Position: +8m Entire



BRISBANE RACING CLUB

Section	Overall	1200m	1000m	800m	600m	400m	200m
Section Times	1:21.50 [1] (0:13.85)	1:07.65 [2] (0:10.92)	0:56.73 [1] (0:11.42)	0:45.31 [2] (0:11.27)	0:34.04 [1] (0:11.23)	0:22.81 [1] (0:11.10)	0:11.71 [1] (0:11.71)
Average Speed [km/h]	52.1	66.3	64.2	64.5	63.9	64.9	61.7
Top Speed [km/h]	67.3	67.6	64.9	64.8	65.7	66.8	64.0
Avg. Dist. to Rail [m]	7.2	4.5	4.0	1.8	0.7	0.4	1.9
Avg. Stride Freq. [Hz]	2.3	2.4	2.3	2.3	2.3	2.4	2.3
Avg. Stride Length [m]	6.4	7.8	7.7	7.9	7.6	7.5	7.3



- [] Ranking at each section and finish
- .-.- No data available at this section
- NA No data available



Horse/Jockey Name	Blazen Boots
Final Rank	2
Fastest Section Time (Section)	0:10.95 (400m)
Top Speed [km/h] (Section)	67.2 (600m)
Race State	Finished



Eagle Farm QLD Professional

Race 5: Intro Recruitment Cup Class 5 Handicap - 1400m

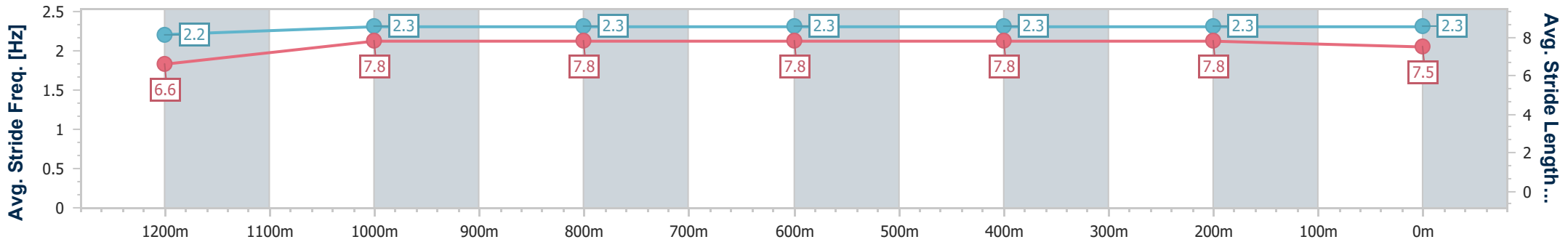
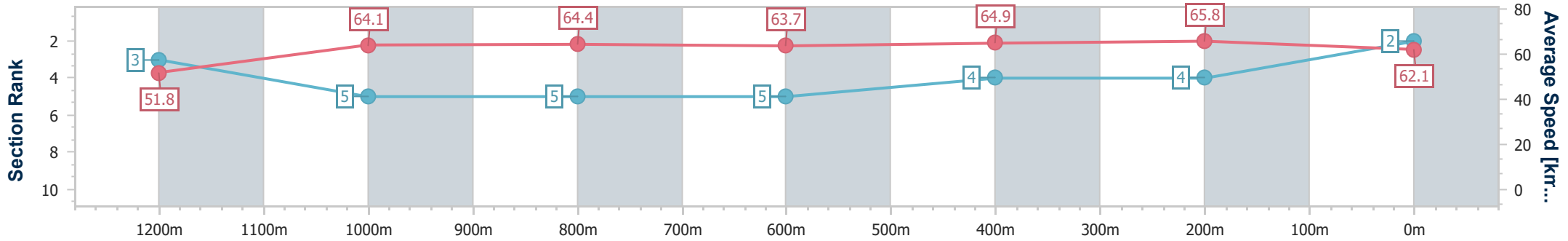
05 November 2024 - 14:42

Track Rating: Good 3, Weather: Fine, Rail Position: +8m Entire



BRISBANE RACING CLUB

Section	Overall	1200m	1000m	800m	600m	400m	200m
Section Times	1:21.77 [2] (0:13.93)	1:07.84 [3] (0:11.25)	0:56.59 [5] (0:11.38)	0:45.21 [5] (0:11.46)	0:33.75 [5] (0:11.11)	0:22.64 [4] (0:10.95)	0:11.69 [4] (0:11.69)
Average Speed [km/h]	51.8	64.1	64.4	63.7	64.9	65.8	62.1
Top Speed [km/h]	65.5	65.6	64.7	64.7	67.2	66.9	64.0
Avg. Dist. to Rail [m]	2.9	2.0	3.2	3.2	0.7	2.3	1.5
Avg. Stride Freq. [Hz]	2.2	2.3	2.3	2.3	2.3	2.3	2.3
Avg. Stride Length [m]	6.6	7.8	7.8	7.8	7.8	7.8	7.5



- [] Ranking at each section and finish
- .-.- No data available at this section
- NA No data available



Horse/Jockey Name	Oughton
Final Rank	3
Fastest Section Time (Section)	0:11.03 (400m)
Top Speed [km/h] (Section)	67.5 (400m)
Race State	Finished



Eagle Farm QLD Professional

Race 5: Intro Recruitment Cup Class 5 Handicap - 1400m

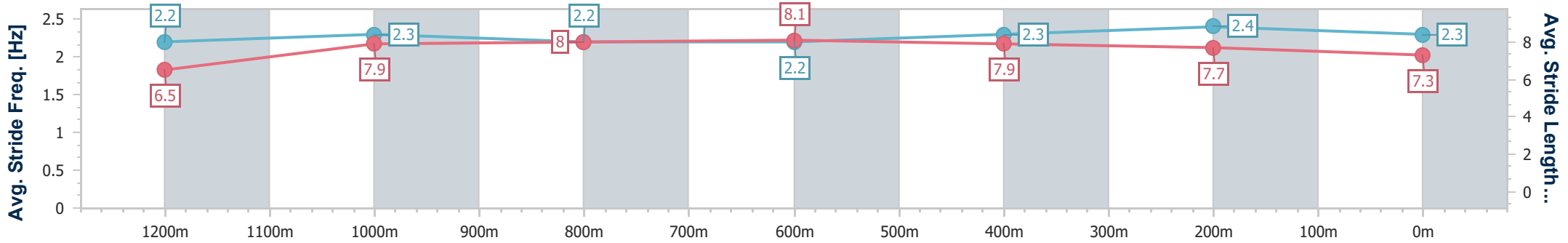
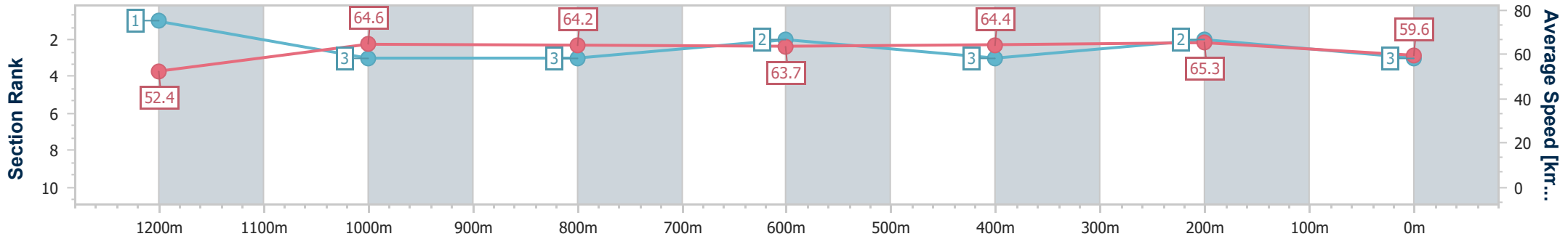
05 November 2024 - 14:42

Track Rating: Good 3, Weather: Fine, Rail Position: +8m Entire



BRISBANE RACING CLUB

Section	Overall	1200m	1000m	800m	600m	400m	200m
Section Times	1:21.98 [3] (0:13.81)	1:08.17 [1] (0:11.13)	0:57.04 [3] (0:11.31)	0:45.73 [3] (0:11.36)	0:34.37 [2] (0:11.18)	0:23.19 [3] (0:11.03)	0:12.16 [2] (0:12.16)
Average Speed [km/h]	52.4	64.6	64.2	63.7	64.4	65.3	59.6
Top Speed [km/h]	65.9	66.7	64.5	64.3	67.2	67.5	62.0
Avg. Dist. to Rail [m]	5.7	1.2	1.2	1.1	0.8	2.2	0.4
Avg. Stride Freq. [Hz]	2.2	2.3	2.2	2.2	2.3	2.4	2.3
Avg. Stride Length [m]	6.5	7.9	8.0	8.1	7.9	7.7	7.3



- [] Ranking at each section and finish
- .-.- No data available at this section
- NA No data available



Horse/Jockey Name	Larrikin Rogue
Final Rank	4
Fastest Section Time (Section)	0:10.96 (400m)
Top Speed [km/h] (Section)	66.4 (400m)
Race State	Finished



Eagle Farm QLD Professional

Race 5: Intro Recruitment Cup Class 5 Handicap - 1400m

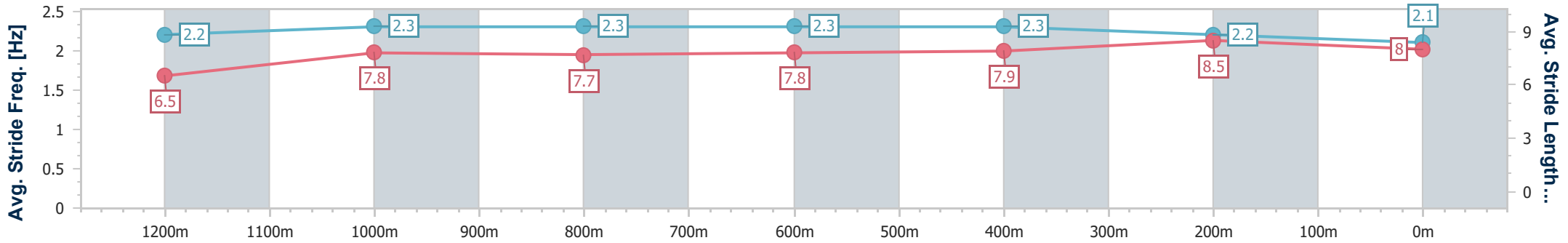
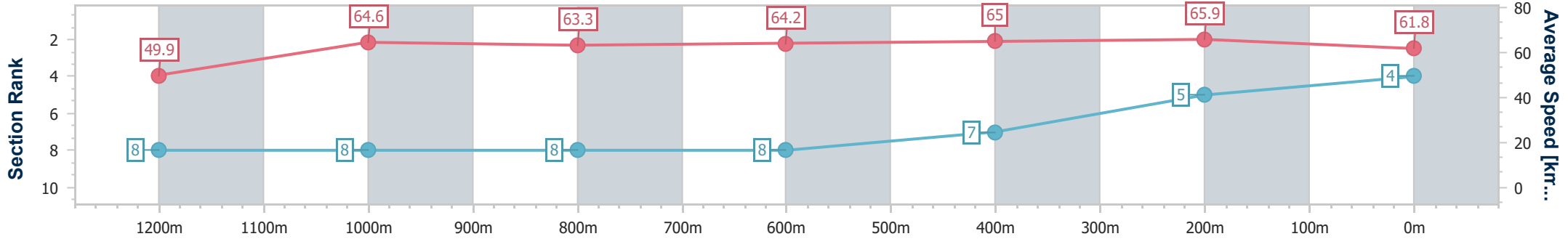
05 November 2024 - 14:42

Track Rating: Good 3, Weather: Fine, Rail Position: +8m Entire



BRISBANE RACING CLUB

Section	Overall	1200m	1000m	800m	600m	400m	200m
Section Times	1:22.09 [4] (0:14.48)	1:07.61 [8] (0:11.19)	0:56.42 [8] (0:11.52)	0:44.90 [8] (0:11.25)	0:33.65 [8] (0:11.00)	0:22.65 [7] (0:10.96)	0:11.69 [5] (0:11.69)
Average Speed [km/h]	49.9	64.6	63.3	64.2	65.0	65.9	61.8
Top Speed [km/h]	65.1	65.5	64.4	65.3	66.2	66.4	65.4
Avg. Dist. to Rail [m]	4.4	3.6	2.9	1.1	1.4	1.3	2.4
Avg. Stride Freq. [Hz]	2.2	2.3	2.3	2.3	2.3	2.2	2.1
Avg. Stride Length [m]	6.5	7.8	7.7	7.8	7.9	8.5	8.0



- [] Ranking at each section and finish
- .-.- No data available at this section
- NA No data available



Horse/Jockey Name	Drop The Mic
Final Rank	5
Fastest Section Time (Section)	0:11.01 (400m)
Top Speed [km/h] (Section)	67.0 (400m)
Race State	Finished



Eagle Farm QLD Professional

Race 5: Intro Recruitment Cup Class 5 Handicap - 1400m

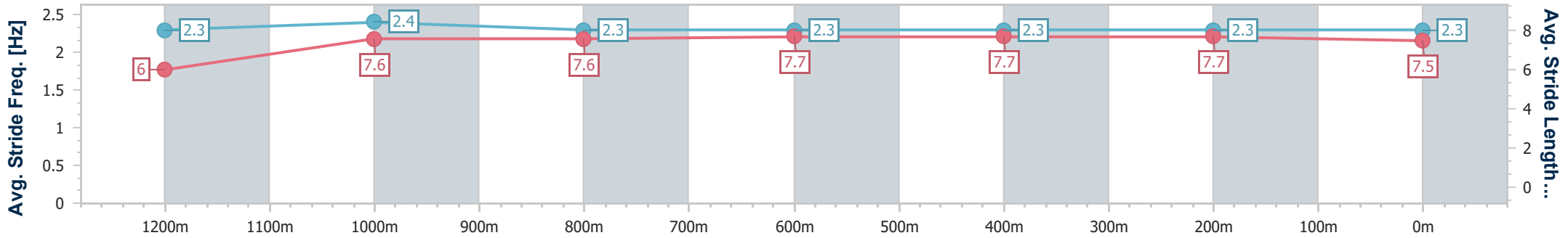
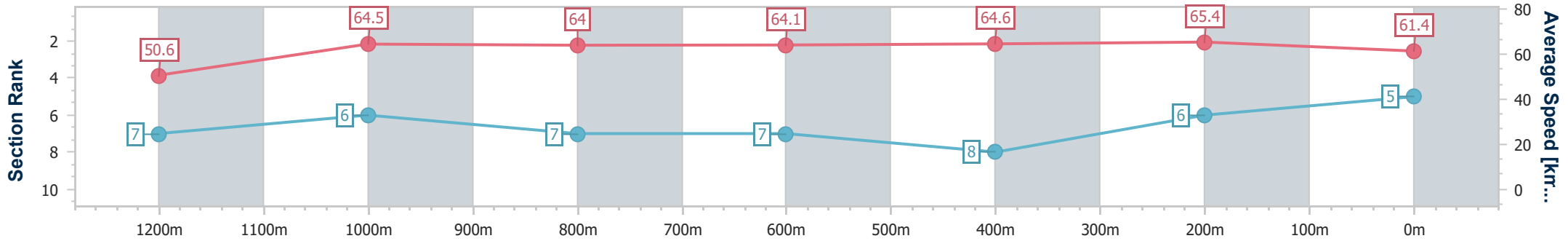
05 November 2024 - 14:42

Track Rating: Good 3, Weather: Fine, Rail Position: +8m Entire



BRISBANE RACING CLUB

Section	Overall	1200m	1000m	800m	600m	400m	200m
Section Times	1:22.26 [5] (0:14.32)	1:07.94 [7] (0:11.17)	0:56.77 [6] (0:11.43)	0:45.34 [7] (0:11.40)	0:33.94 [7] (0:11.14)	0:22.80 [8] (0:11.01)	0:11.79 [6]
Average Speed [km/h]	50.6	64.5	64.0	64.1	64.6	65.4	61.4
Top Speed [km/h]	63.6	66.1	65.0	65.4	66.0	67.0	63.2
Avg. Dist. to Rail [m]	3.6	3.4	2.8	3.0	0.6	0.5	0.3
Avg. Stride Freq. [Hz]	2.3	2.4	2.3	2.3	2.3	2.3	2.3
Avg. Stride Length [m]	6.0	7.6	7.6	7.7	7.7	7.7	7.5



- [] Ranking at each section and finish
- .-.- No data available at this section
- NA No data available



Horse/Jockey Name	Stripped Back
Final Rank	5
Fastest Section Time (Section)	0:10.71 (1200m)
Top Speed [km/h] (Section)	70.0 (1200m)
Race State	Finished



Eagle Farm QLD Professional

Race 5: Intro Recruitment Cup Class 5 Handicap - 1400m

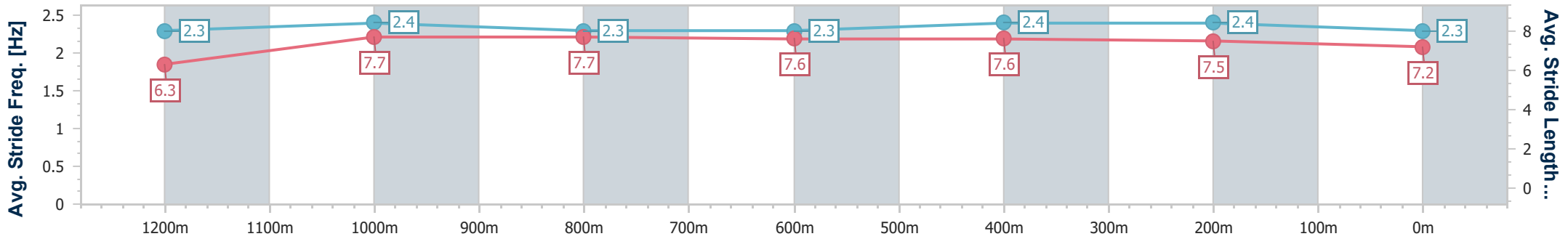
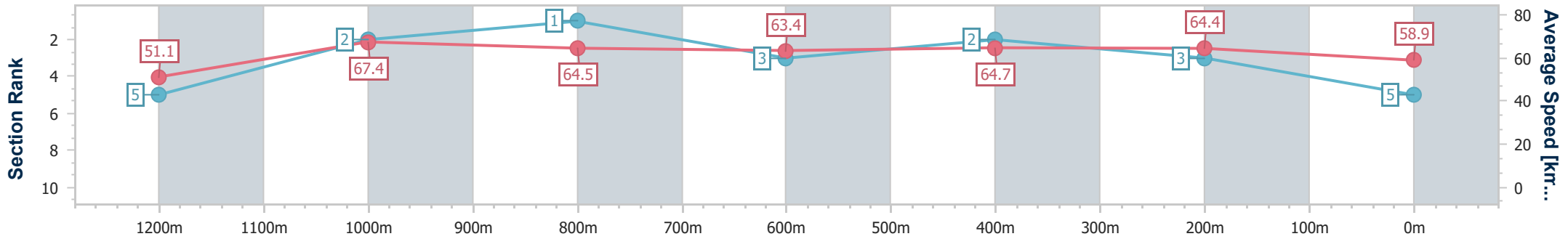
05 November 2024 - 14:42

Track Rating: Good 3, Weather: Fine, Rail Position: +8m Entire



BRISBANE RACING CLUB

Section	Overall	1200m	1000m	800m	600m	400m	200m
Section Times	1:22.26 [5] (0:14.13)	1:08.13 [5] (0:10.71)	0:57.42 [2] (0:11.33)	0:46.09 [1] (0:11.47)	0:34.62 [3] (0:11.10)	0:23.52 [2] (0:11.22)	0:12.30 [3] (0:12.30)
Average Speed [km/h]	51.1	67.4	64.5	63.4	64.7	64.4	58.9
Top Speed [km/h]	65.8	70.0	65.2	64.4	65.5	65.6	61.4
Avg. Dist. to Rail [m]	5.8	3.7	3.0	2.6	0.8	0.4	0.4
Avg. Stride Freq. [Hz]	2.3	2.4	2.3	2.3	2.4	2.4	2.3
Avg. Stride Length [m]	6.3	7.7	7.7	7.6	7.6	7.5	7.2



- [] Ranking at each section and finish
- .-.- No data available at this section
- NA No data available



Horse/Jockey Name	Tojaki
Final Rank	7
Fastest Section Time (Section)	0:11.03 (1200m)
Top Speed [km/h] (Section)	67.7 (1200m)
Race State	Finished



Eagle Farm QLD Professional

Race 5: Intro Recruitment Cup Class 5 Handicap - 1400m

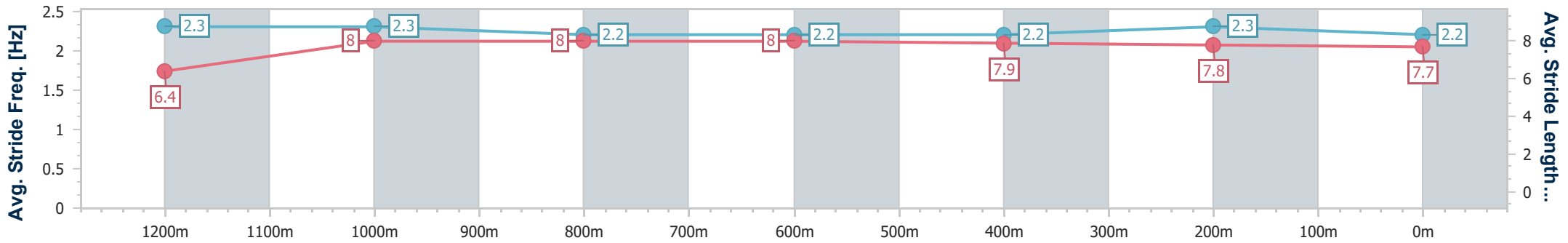
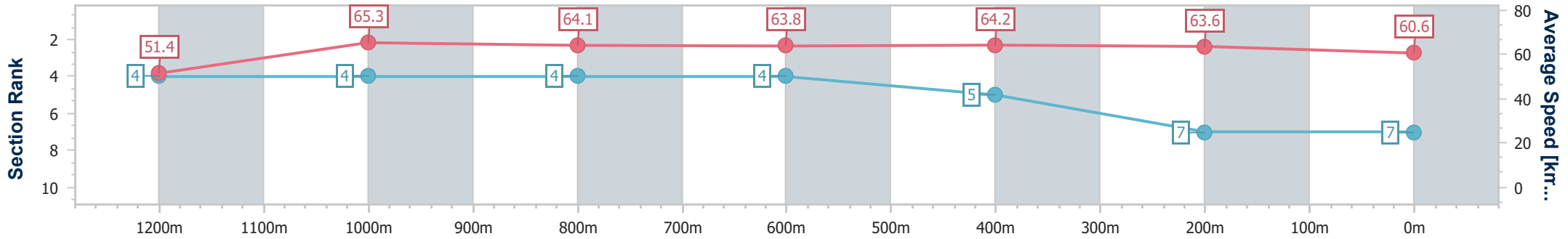
05 November 2024 - 14:42

Track Rating: Good 3, Weather: Fine, Rail Position: +8m Entire



BRISBANE RACING CLUB

Section	Overall	1200m	1000m	800m	600m	400m	200m
Section Times	1:22.47 [7] (0:14.06)	1:08.41 [4] (0:11.03)	0:57.38 [4] (0:11.40)	0:45.98 [4] (0:11.41)	0:34.57 [4] (0:11.29)	0:23.28 [5] (0:11.33)	0:11.95 [7] (0:11.95)
Average Speed [km/h]	51.4	65.3	64.1	63.8	64.2	63.6	60.6
Top Speed [km/h]	64.1	67.7	64.5	64.6	64.7	63.9	62.2
Avg. Dist. to Rail [m]	4.5	2.9	3.3	2.5	1.0	3.1	2.4
Avg. Stride Freq. [Hz]	2.3	2.3	2.2	2.2	2.2	2.3	2.2
Avg. Stride Length [m]	6.4	8.0	8.0	8.0	7.9	7.8	7.7



- [] Ranking at each section and finish
- .-.- No data available at this section
- NA No data available



Horse/Jockey Name	Goidealuck
Final Rank	8
Fastest Section Time (Section)	0:11.17 (600m)
Top Speed [km/h] (Section)	65.9 (400m)
Race State	Finished



Eagle Farm QLD Professional

Race 5: Intro Recruitment Cup Class 5 Handicap - 1400m

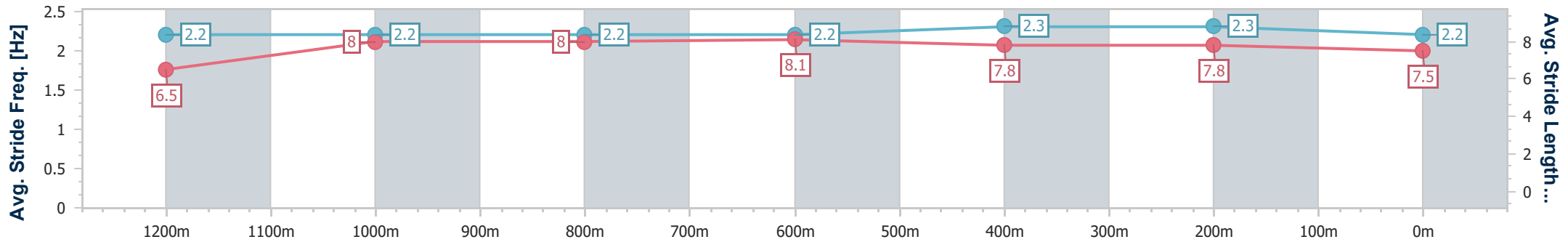
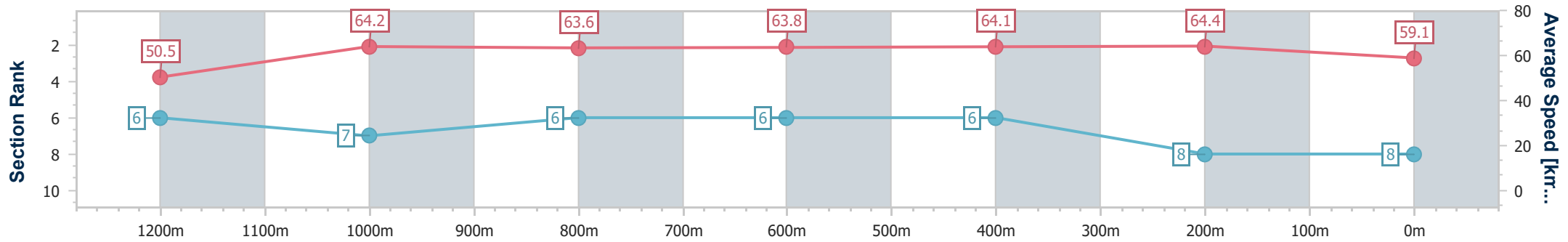
05 November 2024 - 14:42

Track Rating: Good 3, Weather: Fine, Rail Position: +8m Entire



BRISBANE RACING CLUB

Section	Overall	1200m	1000m	800m	600m	400m	200m
Section Times	1:22.83 [8] (0:14.29)	1:08.54 [6] (0:11.21)	0:57.33 [7] (0:11.35)	0:45.98 [6] (0:11.33)	0:34.65 [6] (0:11.17)	0:23.48 [6] (0:11.21)	0:12.27 [8] (0:12.27)
Average Speed [km/h]	50.5	64.2	63.6	63.8	64.1	64.4	59.1
Top Speed [km/h]	64.2	65.4	64.6	64.9	65.2	65.9	61.4
Avg. Dist. to Rail [m]	1.4	0.8	0.4	0.5	0.6	0.8	1.3
Avg. Stride Freq. [Hz]	2.2	2.2	2.2	2.2	2.3	2.3	2.2
Avg. Stride Length [m]	6.5	8.0	8.0	8.1	7.8	7.8	7.5



- [] Ranking at each section and finish
- .-.- No data available at this section
- NA No data available



Eagle Farm QLD Professional

Race 6: Seven BM65 Handicap - 2418m

05 November 2024 - 15:23



BRISBANE
RACING CLUB

Track Rating: Good 3, Weather: Fine, Rail Position: +8m Entire

Section		Overall	2200m	2000m	1800m	1600m	1400m	1200m	Last 600m				
Field Times		2:29.65 (0:14.87)	2:14.78 (0:11.66)	2:03.12 (0:12.21)	1:50.91 (0:12.85)	1:38.06 (0:12.42)	1:25.64 (0:12.33)	1:13.31 (0:12.62)	0:36.07				
Rank	TAB Horse/Jockey	Barrier	Top Speed [km/h]	Fastest Section									Distance Travelled [m]
1	5 SIMPLY REFUSE Taylor Marshall	7	63.5 600m	0:11.54 400m	2:29.65 [1] (0:15.63)	2:14.02 [7] (0:11.68)	2:02.34 [7] (0:12.21)	1:50.13 [7] (0:12.93)	1:37.20 [8] (0:12.58)	1:24.62 [8] (0:12.34)	1:12.28 [8] (0:12.56)	0:35.29	
2	2 BEDFORD SQUARE Emily Lang	6	64.5 400m	0:11.46 400m	2:29.92 [2] (0:16.03)	2:13.89 [9] (0:11.74)	2:02.15 [9] (0:12.29)	1:49.86 [9] (0:12.67)	1:37.19 [9] (0:12.60)	1:24.59 [9] (0:12.27)	1:12.32 [9] (0:12.51)	0:35.51	+0
3	7 IMPUNITY Jackson Morris	2	63.6 2200m	0:11.61 2200m	2:29.93 [3] (0:15.11)	2:14.82 [4] (0:11.61)	2:03.21 [3] (0:12.23)	1:50.98 [4] (0:12.99)	1:37.99 [4] (0:12.53)	1:25.46 [4] (0:12.40)	1:13.06 [4] (0:12.59)	0:36.02	-5
4	4 THE IRISH Boris Thornton	8	63.6 400m	0:11.66 600m	2:30.20 [4] (0:15.73)	2:14.47 [8] (0:11.74)	2:02.73 [8] (0:12.18)	1:50.55 [8] (0:12.67)	1:37.88 [7] (0:12.64)	1:25.24 [7] (0:12.30)	1:12.94 [7] (0:12.53)	0:36.01	+5
5	9 EVERLASTING KISS Michael Heagney	3	63.6 2200m	0:11.56 2200m	2:30.57 [5] (0:14.97)	2:15.60 [2] (0:11.56)	2:04.04 [1] (0:12.27)	1:51.77 [2] (0:12.90)	1:38.87 [3] (0:12.61)	1:26.26 [3] (0:12.30)	1:13.96 [3] (0:12.49)	0:36.82	+7
6	8 LOST ILLUSIONS Andrew Mallyon	5	62.9 2200m	0:11.65 2200m	2:30.68 [6] (0:15.42)	2:15.26 [6] (0:11.65)	2:03.61 [5] (0:12.17)	1:51.44 [5] (0:12.82)	1:38.62 [5] (0:12.56)	1:26.06 [5] (0:12.27)	1:13.79 [5] (0:12.63)	0:36.65	+4
7	6 SIR LEONIDAS Angela Jones	4	63.2 Overall	0:11.74 2200m	2:30.93 [7] (0:15.08)	2:15.85 [3] (0:11.74)	2:04.11 [4] (0:12.11)	1:52.00 [3] (0:12.70)	1:39.30 [2] (0:12.38)	1:26.92 [1] (0:12.33)	1:14.59 [1] (0:12.62)	0:37.35	+9
8	3 MR TADASHI Bailey Wheeler	10	63.7 Overall	0:11.67 2200m	2:30.98 [8] (0:14.87)	2:16.11 [1] (0:11.67)	2:04.44 [2] (0:12.20)	1:52.24 [1] (0:12.85)	1:39.39 [1] (0:12.46)	1:26.93 [2] (0:12.49)	1:14.44 [2] (0:12.66)	0:37.08	-6
9	1 INTUITU Cody Collis	1	62.6 2200m	0:11.73 2200m	2:31.75 [9] (0:15.36)	2:16.39 [5] (0:11.73)	2:04.66 [6] (0:12.17)	1:52.49 [6] (0:12.90)	1:39.59 [6] (0:12.57)	1:27.02 [6] (0:12.34)	1:14.68 [6] (0:12.58)	0:37.66	-5

Scratched: Another Dazzler (#11), Papal Miss (#10)



Eagle Farm QLD Professional

Race 6: Seven BM65 Handicap - 2418m

05 November 2024 - 15:23



Track Rating: Good 3, Weather: Fine, Rail Position: +8m Entire

Section		1000m	800m	600m	400m	200m	Last 600m					
Field Times		1:00.69 (0:12.33)	0:48.36 (0:12.29)	0:36.07 (0:12.01)	0:24.06 (0:11.94)	0:12.12 (0:12.12)	0:36.07					
Rank	TAB Horse/Jockey	Barrier	Top Speed [km/h]	Fastest Section	Margin					Distance Travelled [m]		
1	5 SIMPLY REFUSE Taylor Marshall	7	63.5	0:11.54 600m	0:59.72 [8] (0:12.28)	0:47.44 [8] (0:12.15)	0:35.29 [8] (0:11.71)	0:23.58 [8] (0:11.54)	0:12.04 [4] (0:12.04)	2:29.65	0:35.29	
2	2 BEDFORD SQUARE Emily Lang	6	64.5	0:11.46 400m	0:59.81 [9] (0:12.17)	0:47.64 [9] (0:12.13)	0:35.51 [9] (0:11.68)	0:23.83 [9] (0:11.46)	0:12.37 [2] (0:12.37)	1.56L	0:35.51	+0
3	7 IMPUNITY Jackson Morris	2	63.6	0:11.61 2200m	1:00.47 [4] (0:12.21)	0:48.26 [4] (0:12.24)	0:36.02 [4] (0:11.77)	0:24.25 [2] (0:11.85)	0:12.40 [1] (0:12.40)	1.66L	0:36.02	-5
4	4 THE IRISH Boris Thornton	8	63.6	0:11.66 400m	1:00.41 [7] (0:12.23)	0:48.18 [7] (0:12.17)	0:36.01 [7] (0:11.66)	0:24.35 [5] (0:11.70)	0:12.65 [2] (0:12.65)	3.24L	0:36.01	+5
5	9 EVERLASTING KISS Michael Heagney	3	63.6	0:11.56 2200m	1:01.47 [2] (0:12.30)	0:49.17 [2] (0:12.35)	0:36.82 [2] (0:11.98)	0:24.84 [3] (0:11.95)	0:12.89 [5] (0:12.89)	5.37L	0:36.82	+7
6	8 LOST ILLUSIONS Andrew Mallyon	5	62.9	0:11.65 2200m	1:01.16 [5] (0:12.28)	0:48.88 [5] (0:12.23)	0:36.65 [5] (0:11.82)	0:24.83 [4] (0:11.95)	0:12.88 [6] (0:12.88)	6.07L	0:36.65	+4
7	6 SIR LEONIDAS Angela Jones	4	63.2	0:11.74 Overall	1:01.97 [1] (0:12.33)	0:49.64 [1] (0:12.29)	0:37.35 [1] (0:12.01)	0:25.34 [1] (0:12.30)	0:13.04 [7] (0:13.04)	7.51L	0:37.35	+9
8	3 MR TADASHI Bailey Wheeler	10	63.7	0:11.67 Overall	1:01.78 [3] (0:12.43)	0:49.35 [3] (0:12.27)	0:37.08 [3] (0:12.02)	0:25.06 [6] (0:12.10)	0:12.96 [8] (0:12.96)	7.82L	0:37.08	-6
9	1 INTUITU Cody Collis	1	62.6	0:11.73 2200m	1:02.10 [6] (0:12.30)	0:49.80 [6] (0:12.14)	0:37.66 [6] (0:11.83)	0:25.83 [7] (0:12.19)	0:13.64 [9] (0:13.64)	12.36L	0:37.66	-5

Scratched: Another Dazzler (#11), Papal Miss (#10)

[] Ranking at each section and finish
 -:-:- No data available at this section
 NA No data available

SCN Saddle cloth number
 DNF Did not finish
 DNT Did not track



Horse/Jockey Name	Simply Refuse
Final Rank	1
Fastest Section Time (Section)	0:11.54 (400m)
Top Speed [km/h] (Section)	63.5 (600m)
Race State	Finished



Eagle Farm QLD Professional

Race 6: Seven BM65 Handicap - 2418m

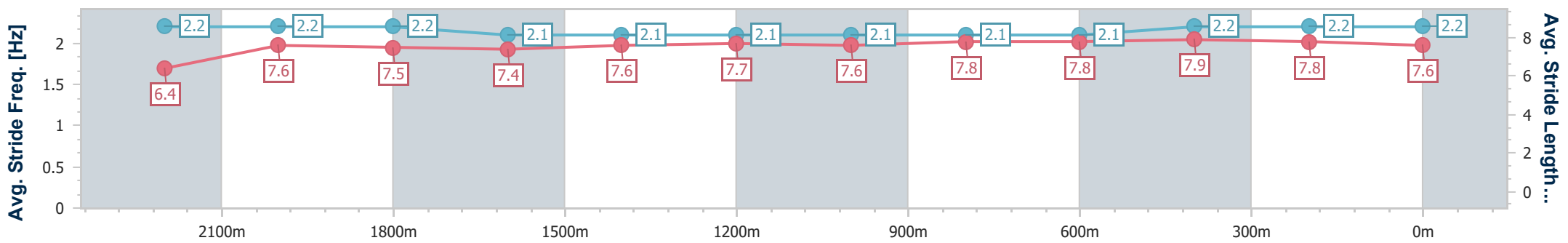
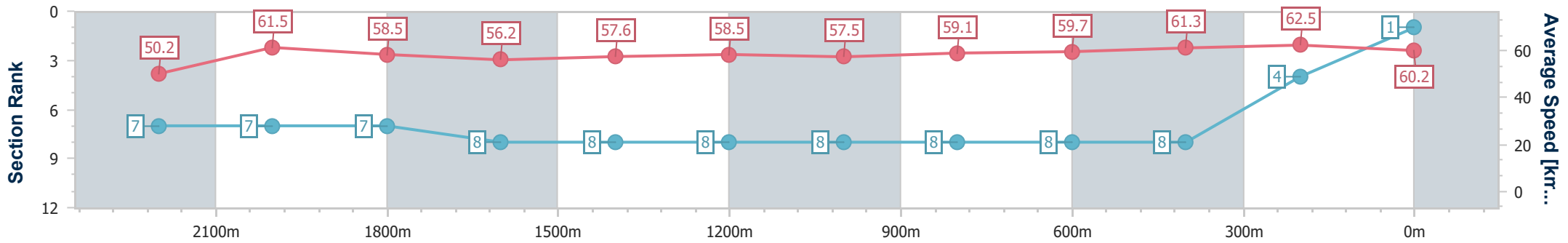
05 November 2024 - 15:23

Track Rating: Good 3, Weather: Fine, Rail Position: +8m Entire



BRISBANE RACING CLUB

Section	Overall	2200m	2000m	1800m	1600m	1400m	1200m	1000m	800m	600m	400m	200m
Section Times	2:29.65 [1] (0:15.63)	2:14.02 [7] (0:11.68)	2:02.34 [7] (0:12.21)	1:50.13 [7] (0:12.93)	1:37.20 [8] (0:12.58)	1:24.62 [8] (0:12.34)	1:12.28 [8] (0:12.56)	0:59.72 [8] (0:12.28)	0:47.44 [8] (0:12.15)	0:35.29 [8] (0:11.71)	0:23.58 [8] (0:11.54)	0:12.04 [4] (0:12.04)
Average Speed [km/h]	50.2	61.5	58.5	56.2	57.6	58.5	57.5	59.1	59.7	61.3	62.5	60.2
Top Speed [km/h]	62.7	62.7	59.5	58.5	58.8	59.2	58.0	60.3	60.2	63.5	63.4	62.7
Avg. Dist. to Rail [m]	3.6	2.6	1.3	1.6	2.6	2.2	2.1	1.8	1.6	1.0	6.1	6.3
Avg. Stride Freq. [Hz]	2.2	2.2	2.2	2.1	2.1	2.1	2.1	2.1	2.1	2.2	2.2	2.2
Avg. Stride Length [m]	6.4	7.6	7.5	7.4	7.6	7.7	7.6	7.8	7.8	7.9	7.8	7.6



- [] Ranking at each section and finish
- .-.- No data available at this section
- NA No data available



Horse/Jockey Name	Bedford Square
Final Rank	2
Fastest Section Time (Section)	0:11.46 (400m)
Top Speed [km/h] (Section)	64.5 (400m)
Race State	Finished



Eagle Farm QLD Professional

Race 6: Seven BM65 Handicap - 2418m

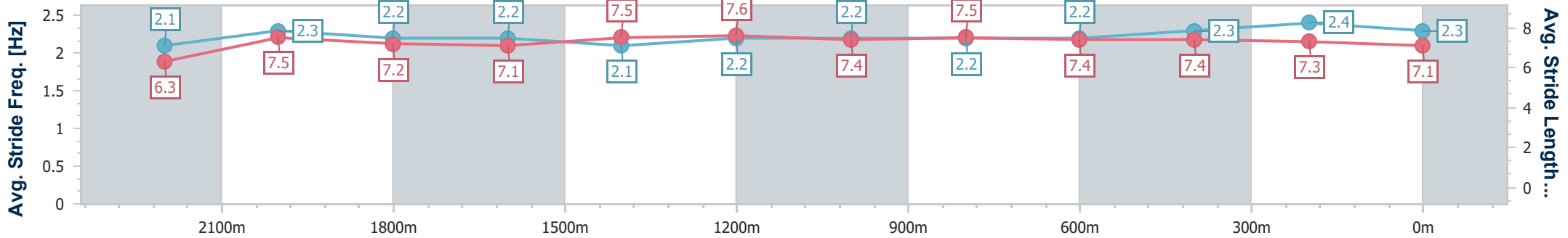
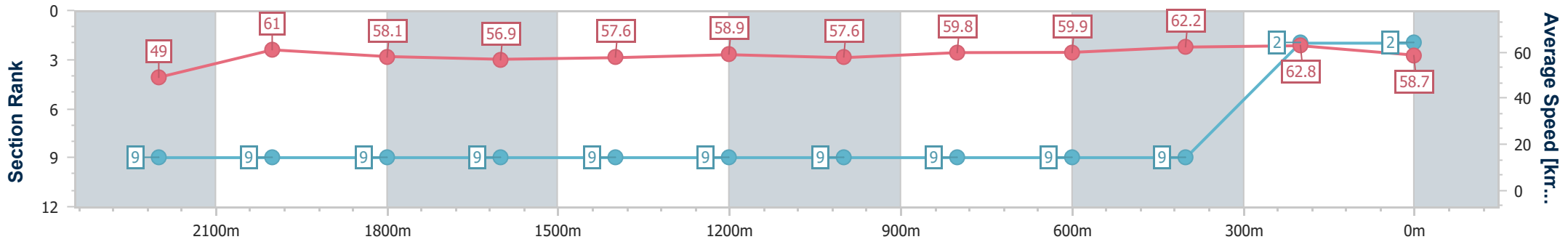
05 November 2024 - 15:23

Track Rating: Good 3, Weather: Fine, Rail Position: +8m Entire



BRISBANE RACING CLUB

Section	Overall	2200m	2000m	1800m	1600m	1400m	1200m	1000m	800m	600m	400m	200m
Section Times	2:29.92 [2] (0:16.03)	2:13.89 [9] (0:11.74)	2:02.15 [9] (0:12.29)	1:49.86 [9] (0:12.67)	1:37.19 [9] (0:12.60)	1:24.59 [9] (0:12.27)	1:12.32 [9] (0:12.51)	0:59.81 [9] (0:12.17)	0:47.64 [9] (0:12.13)	0:35.51 [9] (0:11.68)	0:23.83 [9] (0:11.46)	0:12.37 [2] (0:12.37)
Average Speed [km/h]	49.0	61.0	58.1	56.9	57.6	58.9	57.6	59.8	59.9	62.2	62.8	58.7
Top Speed [km/h]	61.4	61.9	59.8	59.1	59.7	60.0	58.4	62.1	61.1	63.4	64.5	60.9
Avg. Dist. to Rail [m]	2.2	1.3	1.7	1.2	2.1	2.2	2.7	2.2	1.7	1.7	6.9	8.6
Avg. Stride Freq. [Hz]	2.1	2.3	2.2	2.2	2.1	2.2	2.2	2.2	2.2	2.3	2.4	2.3
Avg. Stride Length [m]	6.3	7.5	7.2	7.1	7.5	7.6	7.4	7.5	7.4	7.4	7.3	7.1



- [] Ranking at each section and finish
- .-.- No data available at this section
- NA No data available



Horse/Jockey Name	Impunity
Final Rank	3
Fastest Section Time (Section)	0:11.61 (2200m)
Top Speed [km/h] (Section)	63.6 (2200m)
Race State	Finished



Eagle Farm QLD Professional

Race 6: Seven BM65 Handicap - 2418m

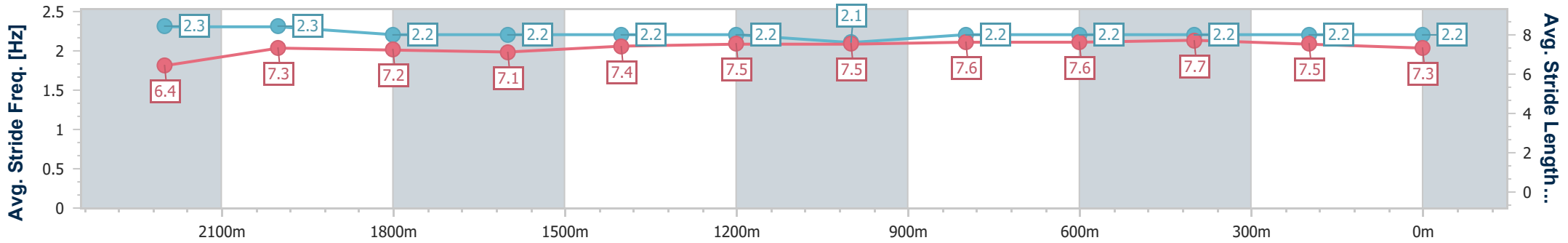
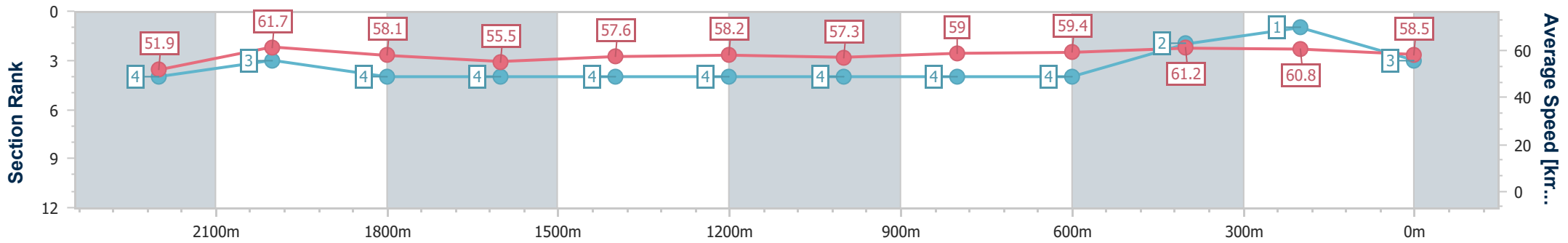
05 November 2024 - 15:23

Track Rating: Good 3, Weather: Fine, Rail Position: +8m Entire



BRISBANE RACING CLUB

Section	Overall	2200m	2000m	1800m	1600m	1400m	1200m	1000m	800m	600m	400m	200m
Section Times	2:29.93 [3] (0:15.11)	2:14.82 [4] (0:11.61)	2:03.21 [3] (0:12.23)	1:50.98 [4] (0:12.99)	1:37.99 [4] (0:12.53)	1:25.46 [4] (0:12.40)	1:13.06 [4] (0:12.59)	1:00.47 [4] (0:12.21)	0:48.26 [4] (0:12.24)	0:36.02 [4] (0:11.77)	0:24.25 [2] (0:11.85)	0:12.40 [1] (0:12.40)
Average Speed [km/h]	51.9	61.7	58.1	55.5	57.6	58.2	57.3	59.0	59.4	61.2	60.8	58.5
Top Speed [km/h]	63.2	63.6	60.2	57.0	59.7	60.2	58.1	59.7	60.9	63.0	63.0	59.7
Avg. Dist. to Rail [m]	1.6	3.4	3.0	1.0	1.7	1.6	1.7	0.5	2.2	0.7	2.8	3.2
Avg. Stride Freq. [Hz]	2.3	2.3	2.2	2.2	2.2	2.2	2.1	2.2	2.2	2.2	2.2	2.2
Avg. Stride Length [m]	6.4	7.3	7.2	7.1	7.4	7.5	7.5	7.6	7.6	7.7	7.5	7.3



- [] Ranking at each section and finish
- .-.- No data available at this section
- NA No data available



Horse/Jockey Name	The Irish
Final Rank	4
Fastest Section Time (Section)	0:11.66 (600m)
Top Speed [km/h] (Section)	63.6 (400m)
Race State	Finished



Eagle Farm QLD Professional

Race 6: Seven BM65 Handicap - 2418m

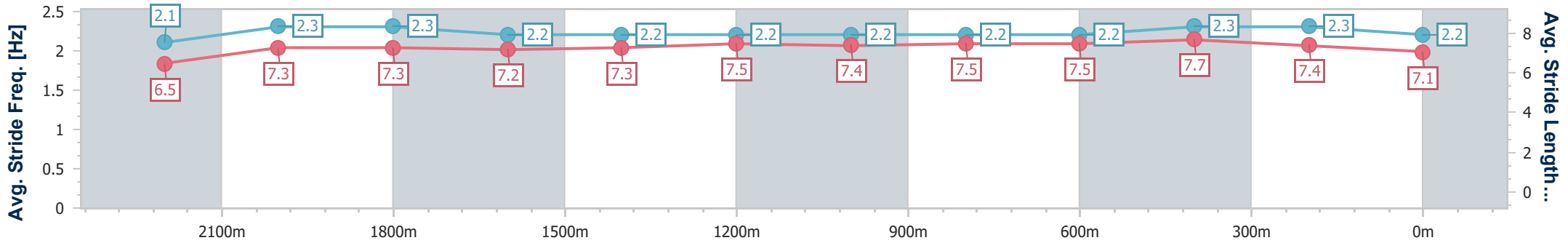
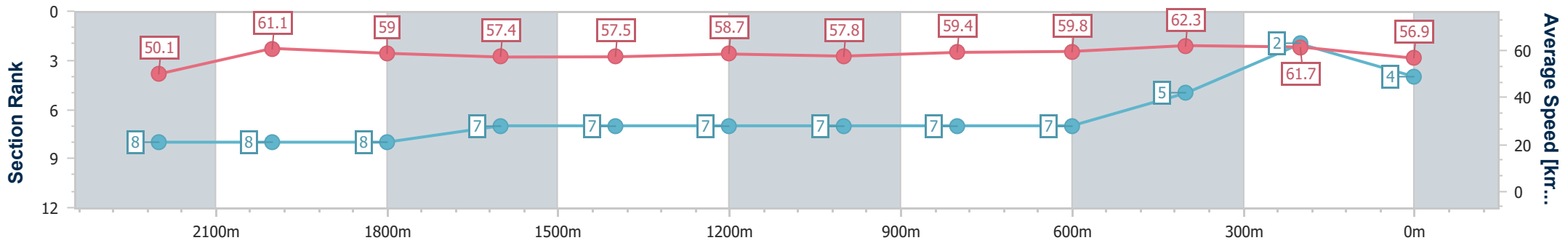
05 November 2024 - 15:23

Track Rating: Good 3, Weather: Fine, Rail Position: +8m Entire



BRISBANE RACING CLUB

Section	Overall	2200m	2000m	1800m	1600m	1400m	1200m	1000m	800m	600m	400m	200m
Section Times	2:30.20 [4] (0:15.73)	2:14.47 [8] (0:11.74)	2:02.73 [8] (0:12.18)	1:50.55 [8] (0:12.67)	1:37.88 [7] (0:12.64)	1:25.24 [7] (0:12.30)	1:12.94 [7] (0:12.53)	1:00.41 [7] (0:12.23)	0:48.18 [7] (0:12.17)	0:36.01 [7] (0:11.66)	0:24.35 [5] (0:11.70)	0:12.65 [2] (0:12.65)
Average Speed [km/h]	50.1	61.1	59.0	57.4	57.5	58.7	57.8	59.4	59.8	62.3	61.7	56.9
Top Speed [km/h]	61.8	62.5	60.0	60.7	58.9	59.6	59.6	61.1	60.3	63.5	63.6	59.8
Avg. Dist. to Rail [m]	4.4	0.6	0.7	2.1	3.3	3.6	3.6	2.5	1.8	2.5	7.4	9.2
Avg. Stride Freq. [Hz]	2.1	2.3	2.3	2.2	2.2	2.2	2.2	2.2	2.2	2.3	2.3	2.2
Avg. Stride Length [m]	6.5	7.3	7.3	7.2	7.3	7.5	7.4	7.5	7.5	7.7	7.4	7.1



- [] Ranking at each section and finish
- .-.- No data available at this section
- NA No data available



Horse/Jockey Name	Everlasting Kiss
Final Rank	5
Fastest Section Time (Section)	0:11.56 (2200m)
Top Speed [km/h] (Section)	63.6 (2200m)
Race State	Finished



Eagle Farm QLD Professional

Race 6: Seven BM65 Handicap - 2418m

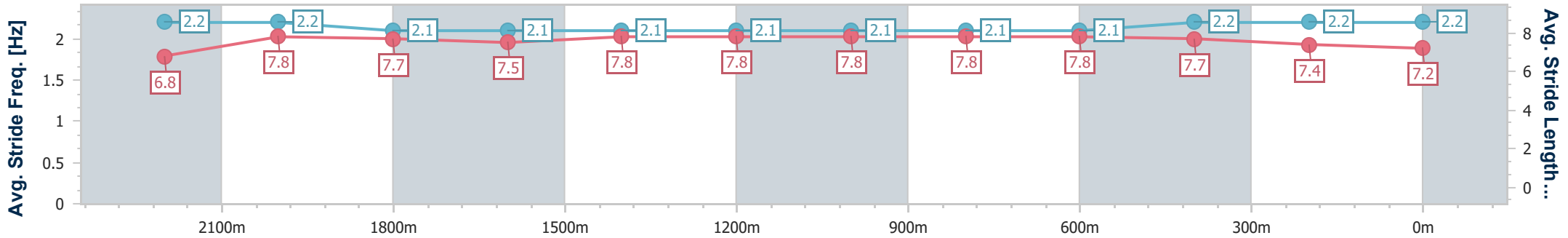
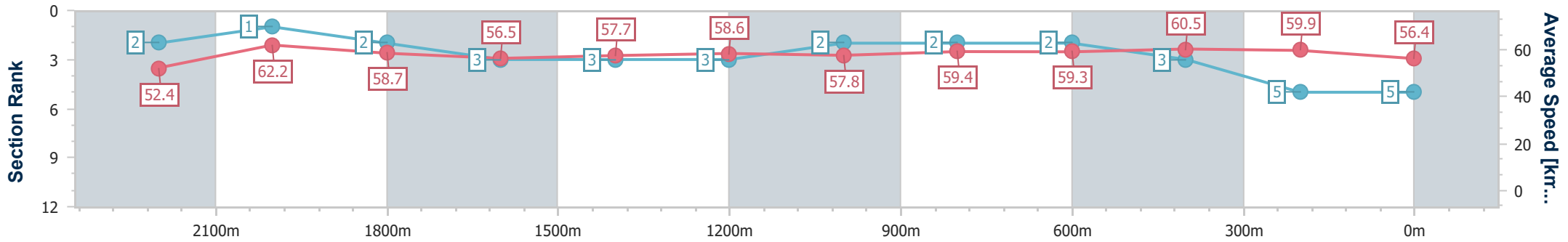
05 November 2024 - 15:23

Track Rating: Good 3, Weather: Fine, Rail Position: +8m Entire



BRISBANE RACING CLUB

Section	Overall	2200m	2000m	1800m	1600m	1400m	1200m	1000m	800m	600m	400m	200m
Section Times	2:30.57 [5] (0:14.97)	2:15.60 [2] (0:11.56)	2:04.04 [1] (0:12.27)	1:51.77 [2] (0:12.90)	1:38.87 [3] (0:12.61)	1:26.26 [3] (0:12.30)	1:13.96 [3] (0:12.49)	1:01.47 [2] (0:12.30)	0:49.17 [2] (0:12.35)	0:36.82 [2] (0:11.98)	0:24.84 [3] (0:11.95)	0:12.89 [5] (0:12.89)
Average Speed [km/h]	52.4	62.2	58.7	56.5	57.7	58.6	57.8	59.4	59.3	60.5	59.9	56.4
Top Speed [km/h]	63.2	63.6	61.1	57.5	59.2	60.0	58.4	60.0	59.9	61.8	61.9	58.2
Avg. Dist. to Rail [m]	1.8	0.9	0.8	2.6	3.0	2.5	2.5	3.3	3.6	1.2	1.4	0.9
Avg. Stride Freq. [Hz]	2.2	2.2	2.1	2.1	2.1	2.1	2.1	2.1	2.1	2.2	2.2	2.2
Avg. Stride Length [m]	6.8	7.8	7.7	7.5	7.8	7.8	7.8	7.8	7.8	7.7	7.4	7.2



- [] Ranking at each section and finish
- .-.- No data available at this section
- NA No data available



Horse/Jockey Name	Lost Illusions
Final Rank	6
Fastest Section Time (Section)	0:11.65 (2200m)
Top Speed [km/h] (Section)	62.9 (2200m)
Race State	Finished



Eagle Farm QLD Professional

Race 6: Seven BM65 Handicap - 2418m

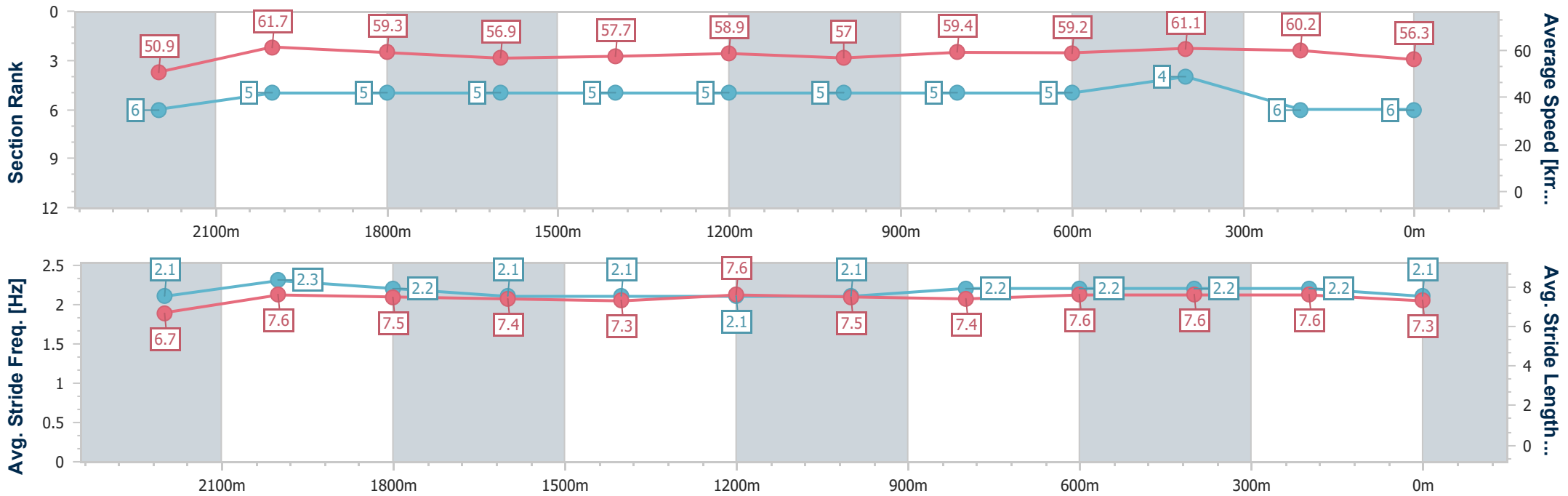
05 November 2024 - 15:23

Track Rating: Good 3, Weather: Fine, Rail Position: +8m Entire



BRISBANE RACING CLUB

Section	Overall	2200m	2000m	1800m	1600m	1400m	1200m	1000m	800m	600m	400m	200m
Section Times	2:30.68 [6] (0:15.42)	2:15.26 [6] (0:11.65)	2:03.61 [5] (0:12.17)	1:51.44 [5] (0:12.82)	1:38.62 [5] (0:12.56)	1:26.06 [5] (0:12.27)	1:13.79 [5] (0:12.63)	1:01.16 [5] (0:12.28)	0:48.88 [5] (0:12.23)	0:36.65 [5] (0:11.82)	0:24.83 [4] (0:11.95)	0:12.88 [6] (0:12.88)
Average Speed [km/h]	50.9	61.7	59.3	56.9	57.7	58.9	57.0	59.4	59.2	61.1	60.2	56.3
Top Speed [km/h]	62.4	62.9	59.7	59.6	58.7	59.2	58.5	60.2	60.0	61.9	61.8	58.4
Avg. Dist. to Rail [m]	3.8	1.0	1.0	2.7	2.5	2.6	3.0	2.4	1.6	0.5	1.5	3.1
Avg. Stride Freq. [Hz]	2.1	2.3	2.2	2.1	2.1	2.1	2.1	2.2	2.2	2.2	2.2	2.1
Avg. Stride Length [m]	6.7	7.6	7.5	7.4	7.3	7.6	7.5	7.4	7.6	7.6	7.6	7.3



- [] Ranking at each section and finish
- .-.- No data available at this section
- NA No data available



Horse/Jockey Name	Sir Leonidas
Final Rank	7
Fastest Section Time (Section)	0:11.74 (2200m)
Top Speed [km/h] (Section)	63.2 (Overall)
Race State	Finished



Eagle Farm QLD Professional

Race 6: Seven BM65 Handicap - 2418m

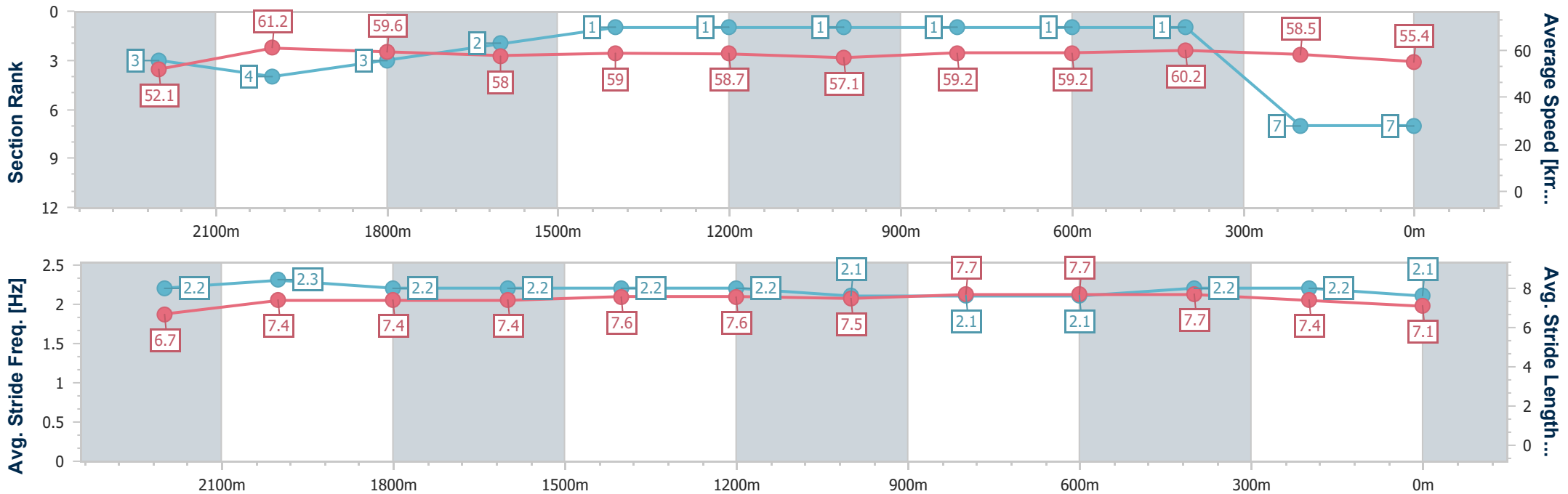
05 November 2024 - 15:23

Track Rating: Good 3, Weather: Fine, Rail Position: +8m Entire



BRISBANE RACING CLUB

Section	Overall	2200m	2000m	1800m	1600m	1400m	1200m	1000m	800m	600m	400m	200m
Section Times	2:30.93 [7] (0:15.08)	2:15.85 [3] (0:11.74)	2:04.11 [4] (0:12.11)	1:52.00 [3] (0:12.70)	1:39.30 [2] (0:12.38)	1:26.92 [1] (0:12.33)	1:14.59 [1] (0:12.62)	1:01.97 [1] (0:12.33)	0:49.64 [1] (0:12.29)	0:37.35 [1] (0:12.01)	0:25.34 [1] (0:12.30)	0:13.04 [7] (0:13.04)
Average Speed [km/h]	52.1	61.2	59.6	58.0	59.0	58.7	57.1	59.2	59.2	60.2	58.5	55.4
Top Speed [km/h]	63.2	62.6	60.4	59.5	59.8	59.8	57.6	60.1	60.0	60.9	60.6	57.5
Avg. Dist. to Rail [m]	3.0	0.9	1.1	4.5	5.4	3.6	3.1	2.6	2.3	1.0	0.5	0.9
Avg. Stride Freq. [Hz]	2.2	2.3	2.2	2.2	2.2	2.2	2.1	2.1	2.1	2.2	2.2	2.1
Avg. Stride Length [m]	6.7	7.4	7.4	7.4	7.6	7.6	7.5	7.7	7.7	7.7	7.4	7.1



- [] Ranking at each section and finish
- .-.- No data available at this section
- NA No data available



Horse/Jockey Name	Mr Tadashi
Final Rank	8
Fastest Section Time (Section)	0:11.67 (2200m)
Top Speed [km/h] (Section)	63.7 (Overall)
Race State	Finished



Eagle Farm QLD Professional

Race 6: Seven BM65 Handicap - 2418m

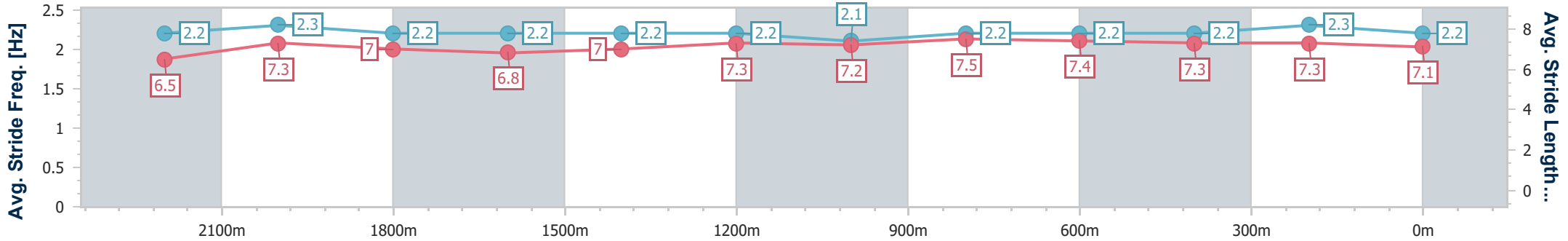
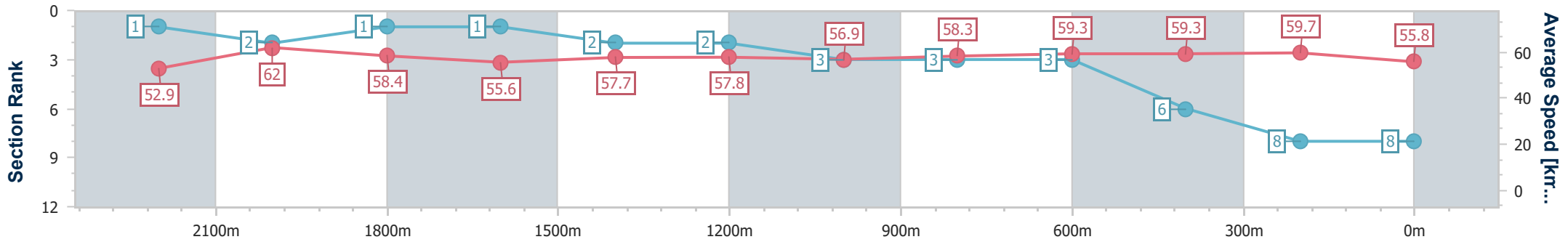
05 November 2024 - 15:23

Track Rating: Good 3, Weather: Fine, Rail Position: +8m Entire



BRISBANE RACING CLUB

Section	Overall	2200m	2000m	1800m	1600m	1400m	1200m	1000m	800m	600m	400m	200m
Section Times	2:30.98 [8] (0:14.87)	2:16.11 [1] (0:11.67)	2:04.44 [2] (0:12.20)	1:52.24 [1] (0:12.85)	1:39.39 [1] (0:12.46)	1:26.93 [2] (0:12.49)	1:14.44 [2] (0:12.66)	1:01.78 [3] (0:12.43)	0:49.35 [3] (0:12.27)	0:37.08 [3] (0:12.02)	0:25.06 [6] (0:12.10)	0:12.96 [8] (0:12.96)
Average Speed [km/h]	52.9	62.0	58.4	55.6	57.7	57.8	56.9	58.3	59.3	59.3	59.7	55.8
Top Speed [km/h]	63.7	63.4	60.5	56.5	59.0	59.0	57.7	59.8	59.6	61.3	61.2	57.9
Avg. Dist. to Rail [m]	8.1	1.4	1.7	1.7	0.4	0.9	1.8	2.1	1.5	1.1	1.0	0.6
Avg. Stride Freq. [Hz]	2.2	2.3	2.2	2.2	2.2	2.2	2.1	2.2	2.2	2.2	2.3	2.2
Avg. Stride Length [m]	6.5	7.3	7.0	6.8	7.0	7.3	7.2	7.5	7.4	7.3	7.3	7.1



- [] Ranking at each section and finish
- .-.- No data available at this section
- NA No data available



Horse/Jockey Name	Intuitu
Final Rank	9
Fastest Section Time (Section)	0:11.73 (2200m)
Top Speed [km/h] (Section)	62.6 (2200m)
Race State	Finished

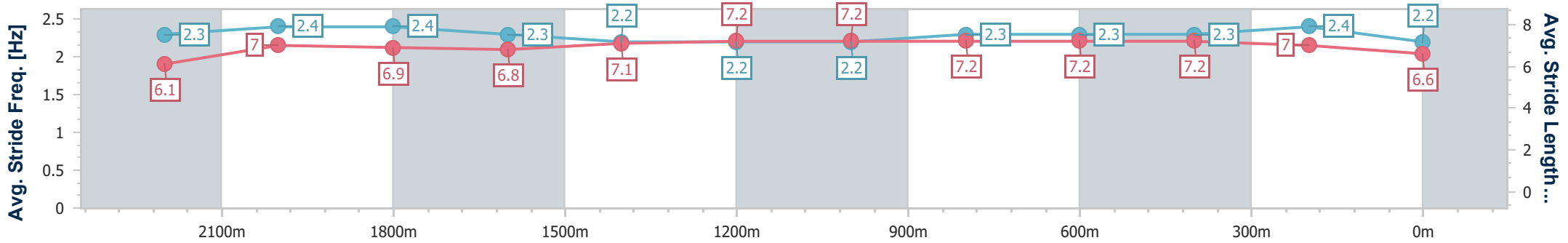
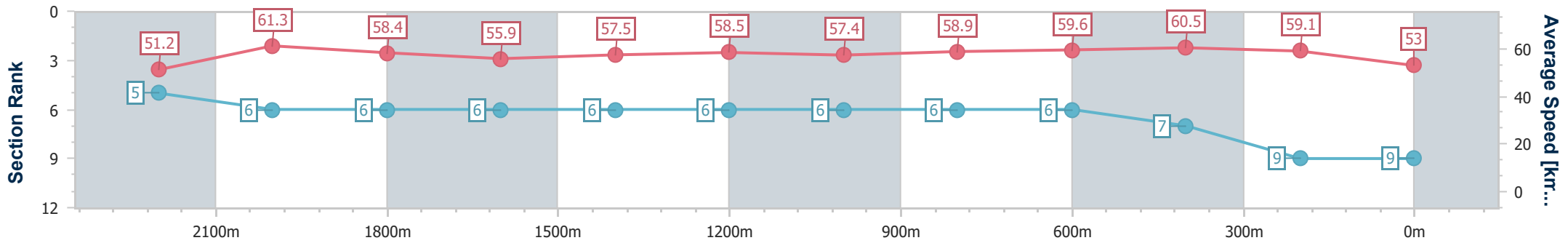


Eagle Farm QLD Professional
 Race 6: Seven BM65 Handicap - 2418m
 05 November 2024 - 15:23
 Track Rating: Good 3, Weather: Fine, Rail Position: +8m Entire



BRISBANE
RACING CLUB

Section	Overall	2200m	2000m	1800m	1600m	1400m	1200m	1000m	800m	600m	400m	200m
Section Times	2:31.75 [9] (0:15.36)	2:16.39 [5] (0:11.73)	2:04.66 [6] (0:12.17)	1:52.49 [6] (0:12.90)	1:39.59 [6] (0:12.57)	1:27.02 [6] (0:12.34)	1:14.68 [6] (0:12.58)	1:02.10 [6] (0:12.30)	0:49.80 [6] (0:12.14)	0:37.66 [6] (0:11.83)	0:25.83 [7] (0:12.19)	0:13.64 [9] (0:13.64)
Average Speed [km/h]	51.2	61.3	58.4	55.9	57.5	58.5	57.4	58.9	59.6	60.5	59.1	53.0
Top Speed [km/h]	62.4	62.6	59.4	57.9	58.8	59.6	57.9	60.1	60.1	61.8	61.6	56.0
Avg. Dist. to Rail [m]	1.1	1.8	2.1	0.9	1.5	1.4	1.8	1.5	0.8	0.7	1.0	0.7
Avg. Stride Freq. [Hz]	2.3	2.4	2.4	2.3	2.2	2.2	2.2	2.3	2.3	2.3	2.4	2.2
Avg. Stride Length [m]	6.1	7.0	6.9	6.8	7.1	7.2	7.2	7.2	7.2	7.2	7.0	6.6



- [] Ranking at each section and finish
- .-.- No data available at this section
- NA No data available



Eagle Farm QLD Professional

Race 7: MORETON HIRE Class 1 Handicap - 1200m

05 November 2024 - 16:06



BRISBANE
RACING CLUB

Track Rating: Good 3, Weather: Fine, Rail Position: +8m Entire

Section		Field Times											
Overall	1000m	800m	600m	400m	200m	Last 600m							
1:09.34 (0:13.35)	0:55.99 (0:10.78)	0:45.21 (0:11.13)	0:34.08 (0:11.27)	0:22.81 (0:10.93)	0:11.88 (0:11.88)	0:34.08							
Rank	TAB	Horse/Jockey	Barrier	Top Speed [km/h]	Fastest Section	Margin						Distance Travelled [m]	
1	1	RUNWITHTHETIDE Bailey Wheeler	4	68.7 Overall	0:10.78 1000m	1:09.34 [1] (0:13.35)	0:55.99 [1] (0:10.78)	0:45.21 [1] (0:11.13)	0:34.08 [1] (0:11.27)	0:22.81 [1] (0:10.93)	0:11.88 [1] (0:11.88)	1:09.34 0:34.08	
2	9	JUNGLE LAW Cejay Graham	3	67.8 1000m	0:10.80 1000m	1:09.49 [2] (0:13.70)	0:55.79 [5] (0:10.80)	0:44.99 [4] (0:11.03)	0:33.96 [3] (0:11.23)	0:22.73 [2] (0:10.93)	0:11.80 [2] (0:11.80)	0.91L 0:33.96	-2
3	12	ADORADEC Cody Collis	5	68.2 1000m	0:10.81 1000m	1:09.54 [3] (0:13.86)	0:55.68 [7] (0:10.81)	0:44.87 [6] (0:11.02)	0:33.85 [5] (0:11.26)	0:22.59 [5] (0:10.83)	0:11.76 [4] (0:11.76)	1.19L 0:33.85	+6
4	4	PIVOTAL LAD Noel Callow	1	69.2 1000m	0:10.65 1000m	1:09.80 [4] (0:14.10)	0:55.70 [8] (0:10.65)	0:45.05 [8] (0:11.04)	0:34.01 [6] (0:11.16)	0:22.85 [6] (0:11.12)	0:11.73 [7] (0:11.73)	2.71L 0:34.01	+0
5	13	JAMAICAN MECRAZY Emily Lang	2	67.5 1000m	0:10.87 400m	1:09.81 [5] (0:13.81)	0:56.00 [6] (0:10.93)	0:45.07 [7] (0:11.19)	0:33.88 [8] (0:11.15)	0:22.73 [8] (0:10.87)	0:11.86 [5] (0:11.86)	2.79L 0:33.88	+5
6	5	THE PLAYER Martin Harley	6	68.3 1000m	0:10.96 1000m	1:09.90 [6] (0:13.61)	0:56.29 [4] (0:10.96)	0:45.33 [5] (0:11.23)	0:34.10 [7] (0:11.19)	0:22.91 [7] (0:10.99)	0:11.92 [6] (0:11.92)	3.33L 0:34.10	+4
7	6	ABLE SEAMAN Jag Guthmann-Chester	9	69.0 Overall	0:10.98 1000m	1:09.93 [7] (0:13.41)	0:56.52 [3] (0:10.98)	0:45.54 [3] (0:11.22)	0:34.32 [4] (0:11.19)	0:23.13 [3] (0:10.98)	0:12.15 [3] (0:12.15)	3.5L 0:34.32	+6
8	16	CRESSBROOK Samantha Collett	7	67.9 1000m	0:10.90 1000m	1:10.04 [8] (0:14.31)	0:55.73 [10] (0:10.90)	0:44.83 [10] (0:10.92)	0:33.91 [10] (0:11.08)	0:22.83 [9] (0:11.10)	0:11.73 [9] (0:11.73)	4.11L 0:33.91	+2
9	10	VELOZES Angela Jones	12	68.1 1000m	0:10.82 1000m	1:10.11 [9] (0:14.15)	0:55.96 [9] (0:10.82)	0:45.14 [9] (0:11.15)	0:33.99 [9] (0:11.12)	0:22.87 [10] (0:10.96)	0:11.91 [8] (0:11.91)	4.56L 0:33.99	+8
10	8	HAKATERE Andrew Mallyon	10	69.5 1000m	0:10.85 1000m	1:12.41 [10] (0:13.40)	0:59.01 [2] (0:10.85)	0:48.16 [2] (0:11.14)	0:37.02 [2] (0:11.46)	0:25.56 [4] (0:11.81)	0:13.75 [10] (0:13.75)	18.08L 0:37.02	+4

Scratched: Dumbi (#2), Barello (#7), Italian Dancer (#11), La Petite Maison (#3), Hi Jules (#14), Super Freeze (#15)

Report Created: Tue 5 November 2024 16:29 GMT (Note: Timing is based on position data)

Page 1/11

[] Ranking at each section and finish
 -:-:- No data available at this section
 NA No data available

SCN Saddle cloth number
 DNF Did not finish
 DNT Did not track

data processed by TRIPLES DATA



Horse/Jockey Name	Runwiththetide
Final Rank	1
Fastest Section Time (Section)	0:10.78 (1000m)
Top Speed [km/h] (Section)	68.7 (Overall)
Race State	Finished



Eagle Farm QLD Professional

Race 7: MORETON HIRE Class 1 Handicap - 1200m

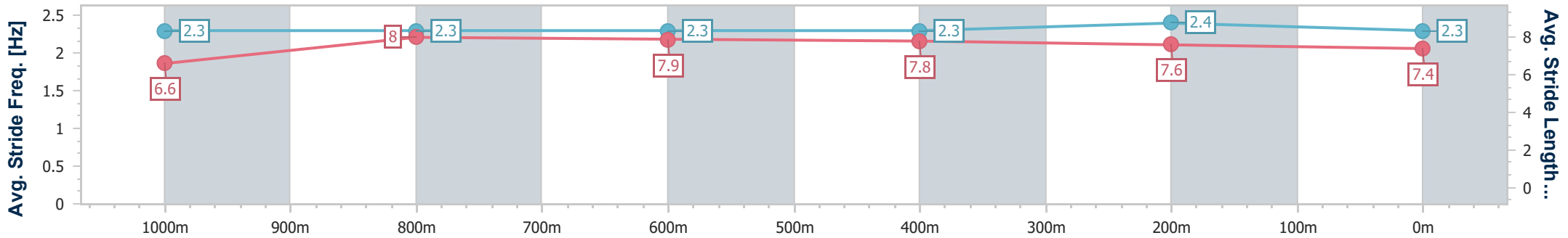
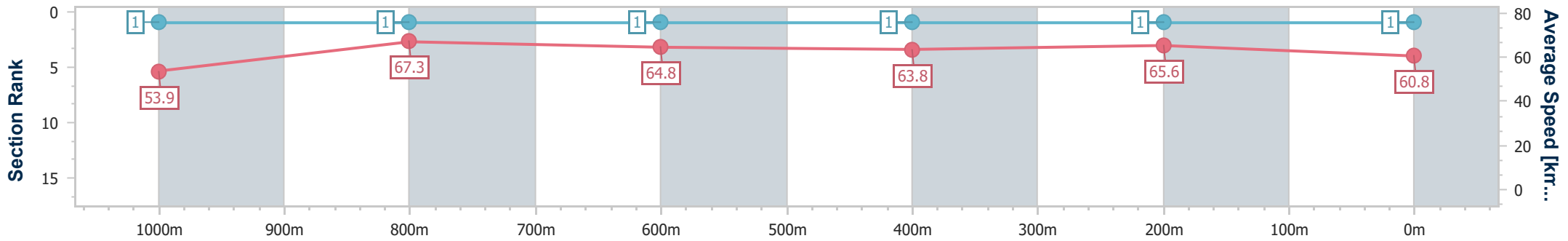
05 November 2024 - 16:06

Track Rating: Good 3, Weather: Fine, Rail Position: +8m Entire



BRISBANE RACING CLUB

Section	Overall	1000m	800m	600m	400m	200m
Section Times	1:09.34 [1] (0:13.35)	0:55.99 [1] (0:10.78)	0:45.21 [1] (0:11.13)	0:34.08 [1] (0:11.27)	0:22.81 [1] (0:10.93)	0:11.88 [1] (0:11.88)
Average Speed [km/h]	53.9	67.3	64.8	63.8	65.6	60.8
Top Speed [km/h]	68.7	67.9	66.7	65.3	67.1	64.1
Avg. Dist. to Rail [m]	2.7	1.2	1.2	1.0	0.4	1.3
Avg. Stride Freq. [Hz]	2.3	2.3	2.3	2.3	2.4	2.3
Avg. Stride Length [m]	6.6	8.0	7.9	7.8	7.6	7.4



- [] Ranking at each section and finish
- .-.- No data available at this section
- NA No data available



Horse/Jockey Name	Jungle Law
Final Rank	2
Fastest Section Time (Section)	0:10.80 (1000m)
Top Speed [km/h] (Section)	67.8 (1000m)
Race State	Finished



Eagle Farm QLD Professional

Race 7: MORETON HIRE Class 1 Handicap - 1200m

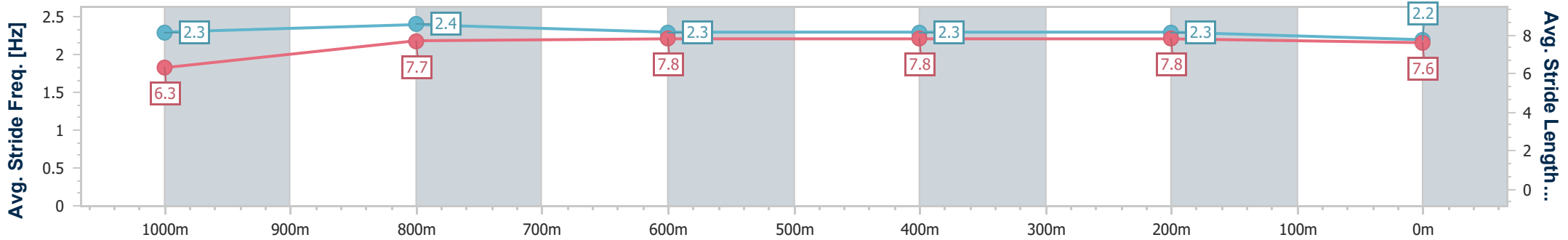
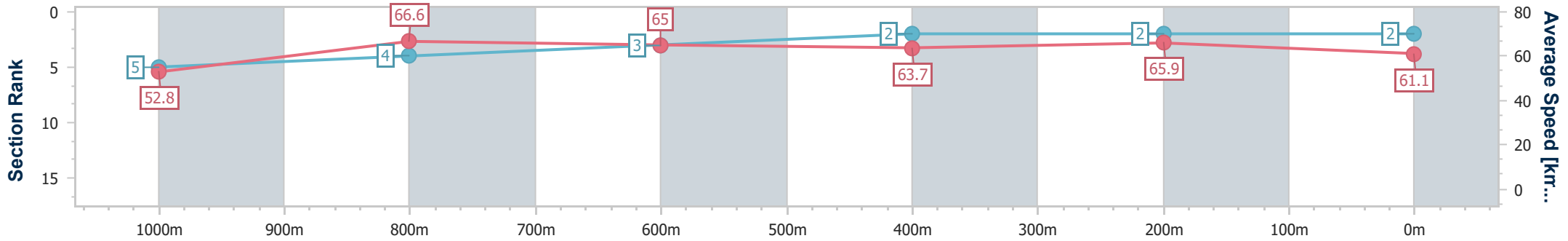
05 November 2024 - 16:06

Track Rating: Good 3, Weather: Fine, Rail Position: +8m Entire



BRISBANE RACING CLUB

Section	Overall	1000m	800m	600m	400m	200m
Section Times	1:09.49 [2] (0:13.70)	0:55.79 [5] (0:10.80)	0:44.99 [4] (0:11.03)	0:33.96 [3] (0:11.23)	0:22.73 [2] (0:10.93)	0:11.80 [2] (0:11.80)
Average Speed [km/h]	52.8	66.6	65.0	63.7	65.9	61.1
Top Speed [km/h]	67.2	67.8	66.1	65.9	67.6	64.1
Avg. Dist. to Rail [m]	1.5	0.6	0.5	1.2	0.2	1.8
Avg. Stride Freq. [Hz]	2.3	2.4	2.3	2.3	2.3	2.2
Avg. Stride Length [m]	6.3	7.7	7.8	7.8	7.8	7.6



- [] Ranking at each section and finish
- .-.- No data available at this section
- NA No data available



Horse/Jockey Name	Adoradec
Final Rank	3
Fastest Section Time (Section)	0:10.81 (1000m)
Top Speed [km/h] (Section)	68.2 (1000m)
Race State	Finished



Eagle Farm QLD Professional

Race 7: MORETON HIRE Class 1 Handicap - 1200m

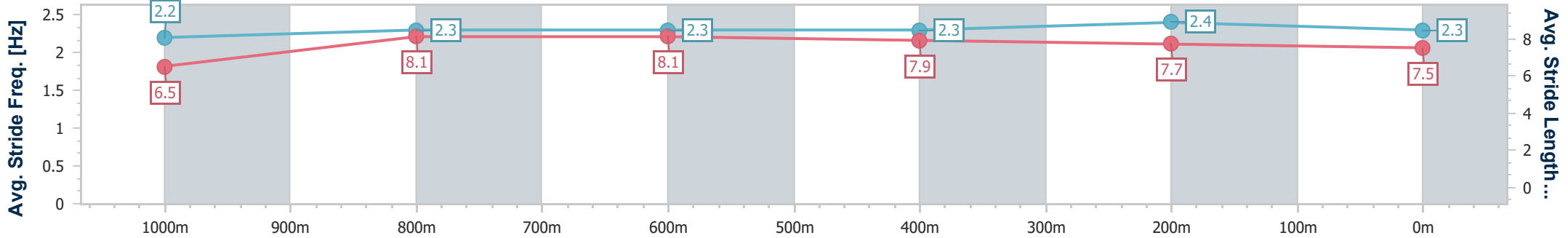
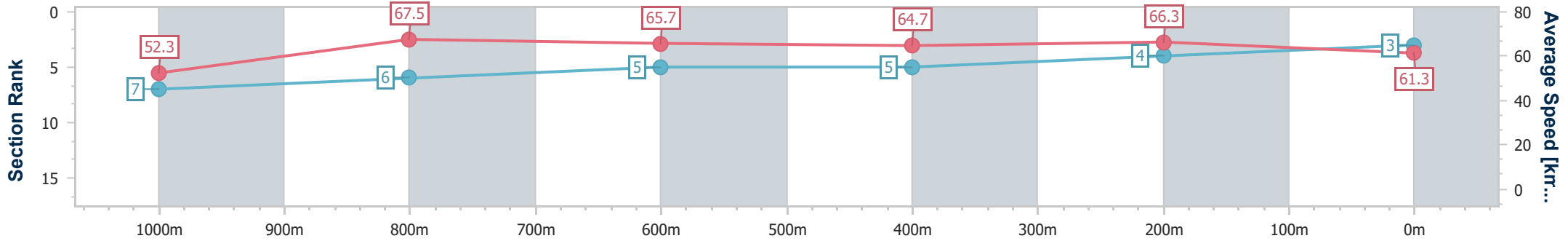
05 November 2024 - 16:06

Track Rating: Good 3, Weather: Fine, Rail Position: +8m Entire



BRISBANE RACING CLUB

Section	Overall	1000m	800m	600m	400m	200m
Section Times	1:09.54 [3] (0:13.86)	0:55.68 [7] (0:10.81)	0:44.87 [6] (0:11.02)	0:33.85 [5] (0:11.26)	0:22.59 [5] (0:10.83)	0:11.76 [4] (0:11.76)
Average Speed [km/h]	52.3	67.5	65.7	64.7	66.3	61.3
Top Speed [km/h]	66.7	68.2	67.2	66.9	67.7	64.6
Avg. Dist. to Rail [m]	3.1	3.1	2.3	1.4	2.9	4.3
Avg. Stride Freq. [Hz]	2.2	2.3	2.3	2.3	2.4	2.3
Avg. Stride Length [m]	6.5	8.1	8.1	7.9	7.7	7.5



- [] Ranking at each section and finish
- .-.- No data available at this section
- NA No data available



Horse/Jockey Name	Pivotal Lad
Final Rank	4
Fastest Section Time (Section)	0:10.65 (1000m)
Top Speed [km/h] (Section)	69.2 (1000m)
Race State	Finished



Eagle Farm QLD Professional

Race 7: MORETON HIRE Class 1 Handicap - 1200m

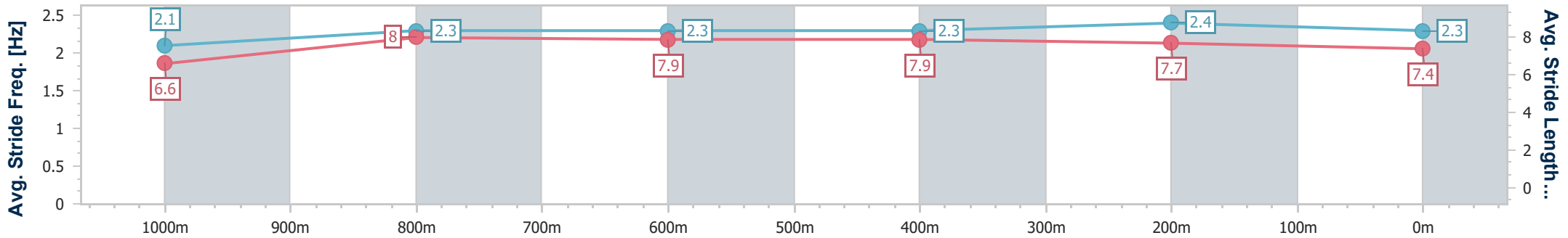
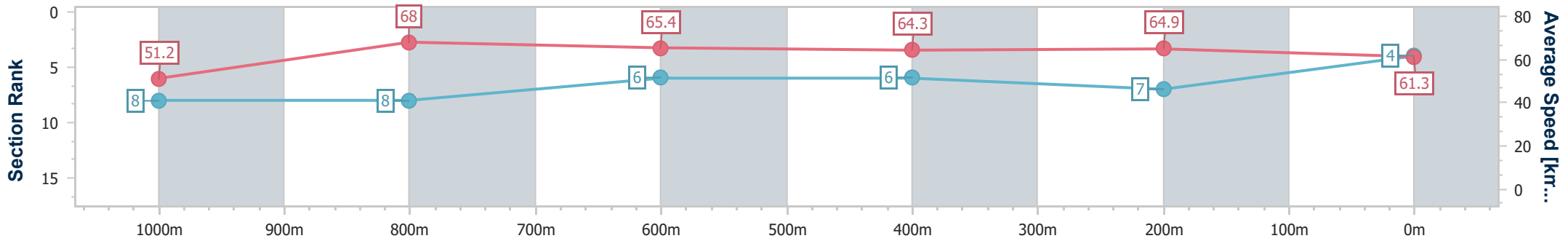
05 November 2024 - 16:06

Track Rating: Good 3, Weather: Fine, Rail Position: +8m Entire



BRISBANE RACING CLUB

Section	Overall	1000m	800m	600m	400m	200m
Section Times	1:09.80 [4] (0:14.10)	0:55.70 [8] (0:10.65)	0:45.05 [8] (0:11.04)	0:34.01 [6] (0:11.16)	0:22.85 [6] (0:11.12)	0:11.73 [7] (0:11.73)
Average Speed [km/h]	51.2	68.0	65.4	64.3	64.9	61.3
Top Speed [km/h]	69.0	69.2	67.7	64.8	65.8	64.2
Avg. Dist. to Rail [m]	1.2	1.1	0.3	0.4	1.2	2.0
Avg. Stride Freq. [Hz]	2.1	2.3	2.3	2.3	2.4	2.3
Avg. Stride Length [m]	6.6	8.0	7.9	7.9	7.7	7.4



- [] Ranking at each section and finish
- .-.- No data available at this section
- NA No data available



Horse/Jockey Name	Jamaican Mecrazy
Final Rank	5
Fastest Section Time (Section)	0:10.87 (400m)
Top Speed [km/h] (Section)	67.5 (1000m)
Race State	Finished



Eagle Farm QLD Professional

Race 7: MORETON HIRE Class 1 Handicap - 1200m

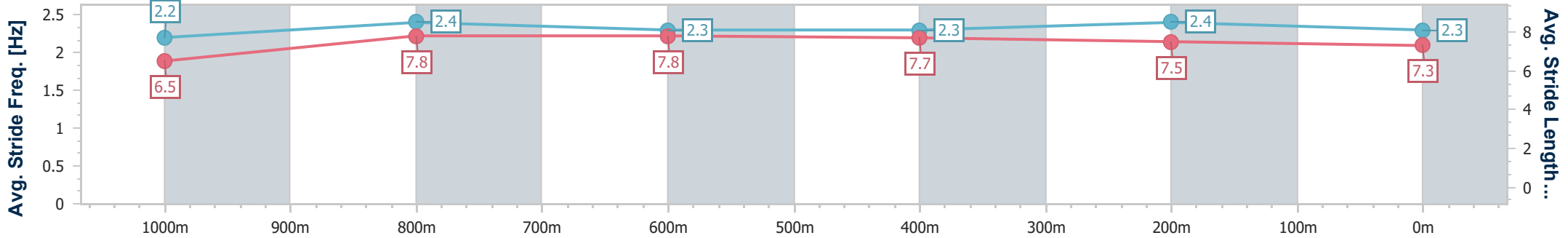
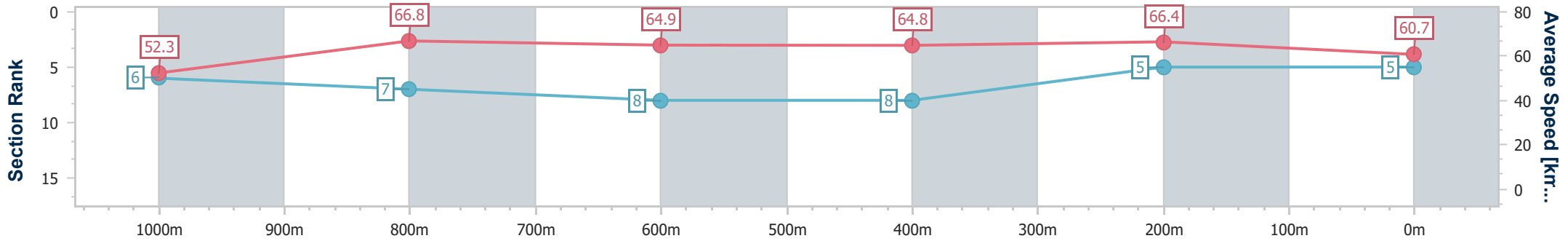
05 November 2024 - 16:06

Track Rating: Good 3, Weather: Fine, Rail Position: +8m Entire



BRISBANE RACING CLUB

Section	Overall	1000m	800m	600m	400m	200m
Section Times	1:09.81 [5] (0:13.81)	0:56.00 [6] (0:10.93)	0:45.07 [7] (0:11.19)	0:33.88 [8] (0:11.15)	0:22.73 [8] (0:10.87)	0:11.86 [5] (0:11.86)
Average Speed [km/h]	52.3	66.8	64.9	64.8	66.4	60.7
Top Speed [km/h]	66.1	67.5	67.1	66.7	67.3	63.9
Avg. Dist. to Rail [m]	1.8	2.9	1.7	1.2	4.9	6.8
Avg. Stride Freq. [Hz]	2.2	2.4	2.3	2.3	2.4	2.3
Avg. Stride Length [m]	6.5	7.8	7.8	7.7	7.5	7.3



- [] Ranking at each section and finish
- .-.- No data available at this section
- NA No data available



Horse/Jockey Name	The Player
Final Rank	6
Fastest Section Time (Section)	0:10.96 (1000m)
Top Speed [km/h] (Section)	68.3 (1000m)
Race State	Finished



Eagle Farm QLD Professional

Race 7: MORETON HIRE Class 1 Handicap - 1200m

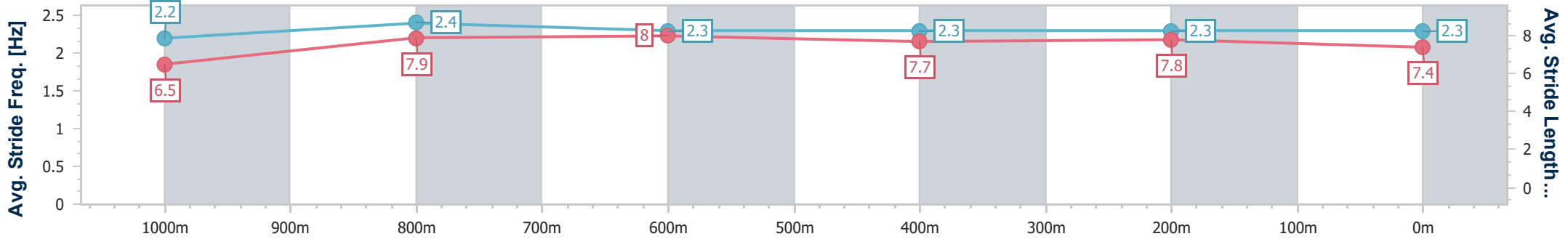
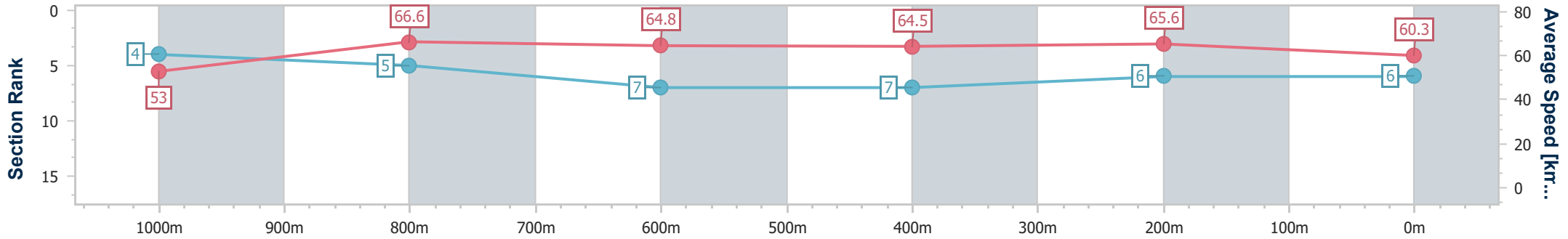
05 November 2024 - 16:06

Track Rating: Good 3, Weather: Fine, Rail Position: +8m Entire



BRISBANE RACING CLUB

Section	Overall	1000m	800m	600m	400m	200m
Section Times	1:09.90 [6] (0:13.61)	0:56.29 [4] (0:10.96)	0:45.33 [5] (0:11.23)	0:34.10 [7] (0:11.19)	0:22.91 [7] (0:10.99)	0:11.92 [6] (0:11.92)
Average Speed [km/h]	53.0	66.6	64.8	64.5	65.6	60.3
Top Speed [km/h]	68.3	68.3	66.4	65.7	66.6	63.5
Avg. Dist. to Rail [m]	5.1	2.8	1.8	0.6	2.8	4.1
Avg. Stride Freq. [Hz]	2.2	2.4	2.3	2.3	2.3	2.3
Avg. Stride Length [m]	6.5	7.9	8.0	7.7	7.8	7.4



- [] Ranking at each section and finish
- .-.-.- No data available at this section
- NA No data available



Horse/Jockey Name	Able Seaman
Final Rank	7
Fastest Section Time (Section)	0:10.98 (1000m)
Top Speed [km/h] (Section)	69.0 (Overall)
Race State	Finished



Eagle Farm QLD Professional

Race 7: MORETON HIRE Class 1 Handicap - 1200m

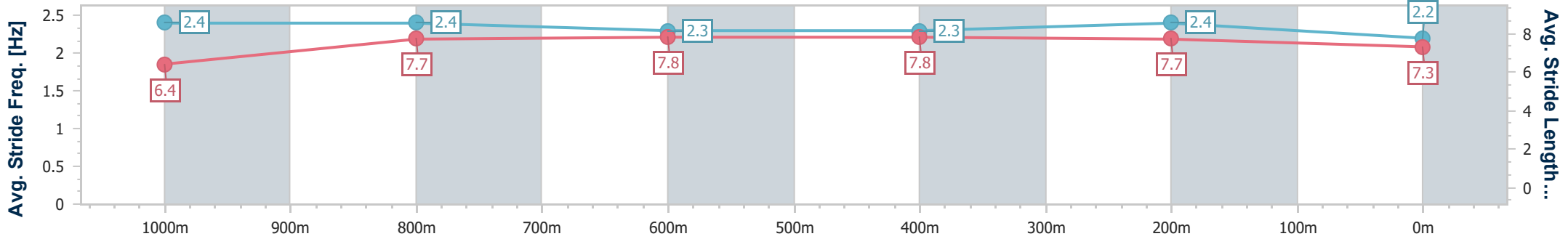
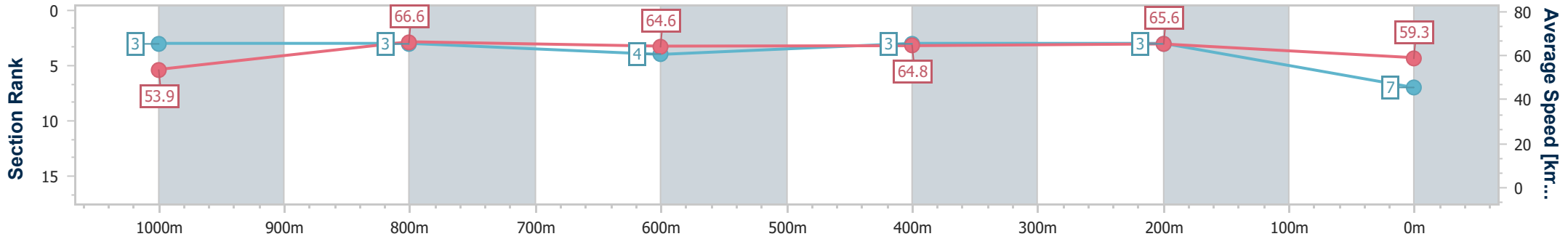
05 November 2024 - 16:06

Track Rating: Good 3, Weather: Fine, Rail Position: +8m Entire



BRISBANE RACING CLUB

Section	Overall	1000m	800m	600m	400m	200m
Section Times	1:09.93 [7] (0:13.41)	0:56.52 [3] (0:10.98)	0:45.54 [3] (0:11.22)	0:34.32 [4] (0:11.19)	0:23.13 [3] (0:10.98)	0:12.15 [3] (0:12.15)
Average Speed [km/h]	53.9	66.6	64.6	64.8	65.6	59.3
Top Speed [km/h]	69.0	67.7	66.9	66.1	67.5	62.6
Avg. Dist. to Rail [m]	5.6	2.9	2.2	1.3	2.1	2.7
Avg. Stride Freq. [Hz]	2.4	2.4	2.3	2.3	2.4	2.2
Avg. Stride Length [m]	6.4	7.7	7.8	7.8	7.7	7.3



- [] Ranking at each section and finish
- .-.- No data available at this section
- NA No data available



Horse/Jockey Name	Cressbrook
Final Rank	8
Fastest Section Time (Section)	0:10.90 (1000m)
Top Speed [km/h] (Section)	67.9 (1000m)
Race State	Finished



Eagle Farm QLD Professional

Race 7: MORETON HIRE Class 1 Handicap - 1200m

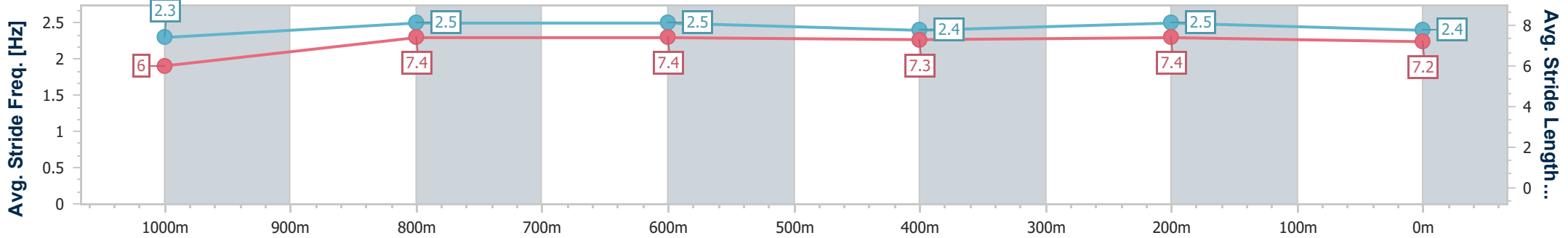
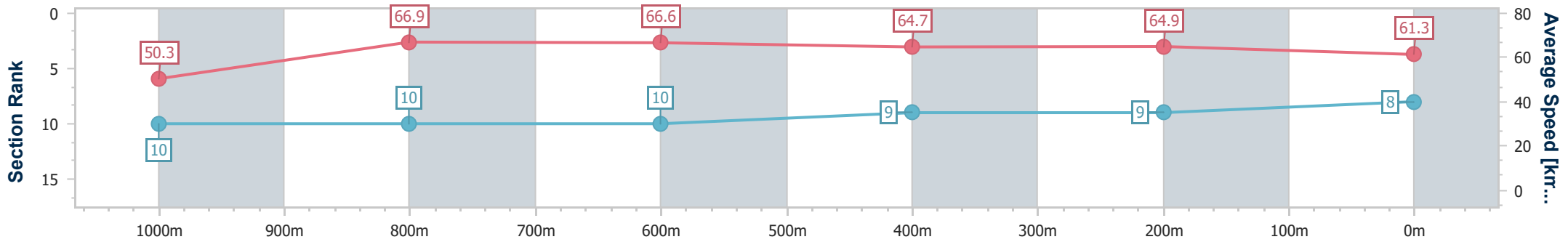
05 November 2024 - 16:06

Track Rating: Good 3, Weather: Fine, Rail Position: +8m Entire



BRISBANE RACING CLUB

Section	Overall	1000m	800m	600m	400m	200m
Section Times	1:10.04 [8] (0:14.31)	0:55.73 [10] (0:10.90)	0:44.83 [10] (0:10.92)	0:33.91 [10] (0:11.08)	0:22.83 [9] (0:11.10)	0:11.73 [9] (0:11.73)
Average Speed [km/h]	50.3	66.9	66.6	64.7	64.9	61.3
Top Speed [km/h]	64.1	67.9	67.4	65.3	65.4	63.4
Avg. Dist. to Rail [m]	3.3	2.1	2.2	0.8	2.1	5.4
Avg. Stride Freq. [Hz]	2.3	2.5	2.5	2.4	2.5	2.4
Avg. Stride Length [m]	6.0	7.4	7.4	7.3	7.4	7.2



- [] Ranking at each section and finish
- .-.- No data available at this section
- NA No data available



Horse/Jockey Name	Velozes
Final Rank	9
Fastest Section Time (Section)	0:10.82 (1000m)
Top Speed [km/h] (Section)	68.1 (1000m)
Race State	Finished



Eagle Farm QLD Professional

Race 7: MORETON HIRE Class 1 Handicap - 1200m

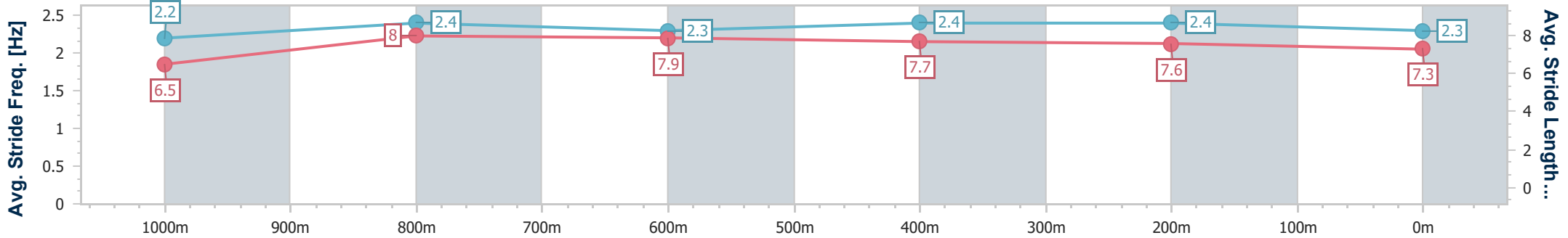
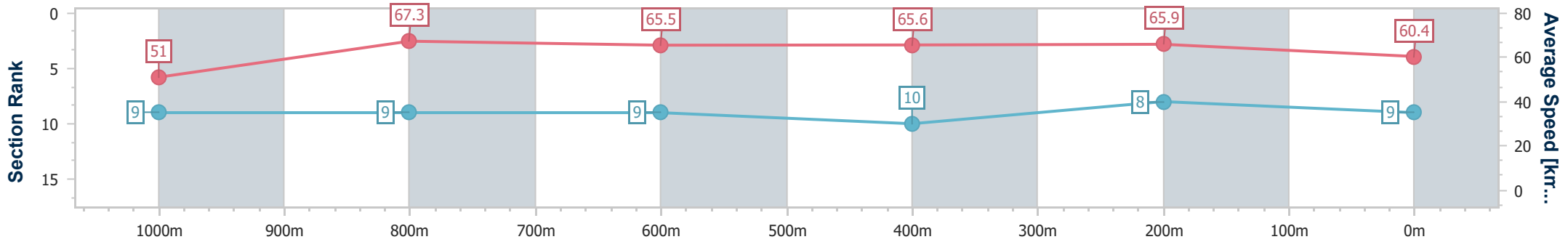
05 November 2024 - 16:06

Track Rating: Good 3, Weather: Fine, Rail Position: +8m Entire



BRISBANE RACING CLUB

Section	Overall	1000m	800m	600m	400m	200m
Section Times	1:10.11 [9] (0:14.15)	0:55.96 [9] (0:10.82)	0:45.14 [9] (0:11.15)	0:33.99 [9] (0:11.12)	0:22.87 [10] (0:10.96)	0:11.91 [8] (0:11.91)
Average Speed [km/h]	51.0	67.3	65.5	65.6	65.9	60.4
Top Speed [km/h]	66.5	68.1	67.3	67.3	67.0	63.1
Avg. Dist. to Rail [m]	5.9	2.8	2.8	3.0	7.0	7.1
Avg. Stride Freq. [Hz]	2.2	2.4	2.3	2.4	2.4	2.3
Avg. Stride Length [m]	6.5	8.0	7.9	7.7	7.6	7.3



- [] Ranking at each section and finish
- .-.- No data available at this section
- NA No data available



Horse/Jockey Name	Hakatere
Final Rank	10
Fastest Section Time (Section)	0:10.85 (1000m)
Top Speed [km/h] (Section)	69.5 (1000m)
Race State	Finished



Eagle Farm QLD Professional

Race 7: MORETON HIRE Class 1 Handicap - 1200m

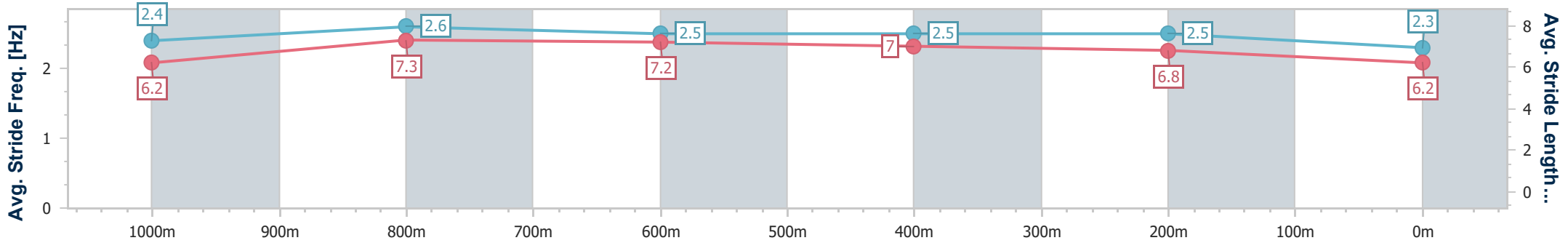
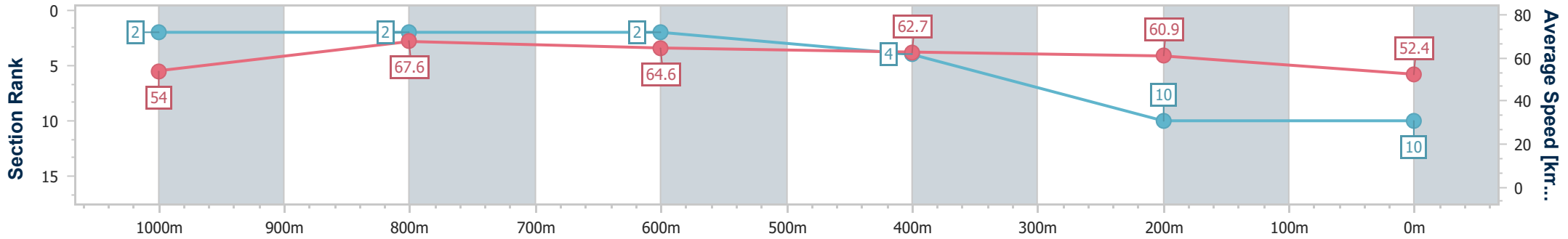
05 November 2024 - 16:06

Track Rating: Good 3, Weather: Fine, Rail Position: +8m Entire



BRISBANE RACING CLUB

Section	Overall	1000m	800m	600m	400m	200m
Section Times	1:12.41 [10] (0:13.40)	0:59.01 [2] (0:10.85)	0:48.16 [2] (0:11.14)	0:37.02 [2] (0:11.46)	0:25.56 [4] (0:11.81)	0:13.75 [10] (0:13.75)
Average Speed [km/h]	54.0	67.6	64.6	62.7	60.9	52.4
Top Speed [km/h]	69.5	69.5	66.4	63.6	62.3	57.2
Avg. Dist. to Rail [m]	7.3	3.7	0.6	0.5	1.9	1.4
Avg. Stride Freq. [Hz]	2.4	2.6	2.5	2.5	2.5	2.3
Avg. Stride Length [m]	6.2	7.3	7.2	7.0	6.8	6.2



- [] Ranking at each section and finish
- .-.- No data available at this section
- NA No data available



Eagle Farm QLD Professional

Race 8: Canadian Club BM65 Handicap - 1500m

05 November 2024 - 16:46



BRISBANE
RACING CLUB

Track Rating: Good 3, Weather: Fine, Rail Position: +8m Entire

Section		Overall	1400m	1200m	1000m	800m	600m	400m	Last 600m				
Field Times		1:28.44 (0:08.01)	1:20.43 (0:11.12)	1:09.31 (0:11.20)	0:58.11 (0:11.52)	0:46.59 (0:11.73)	0:34.86 (0:11.49)	0:23.37 (0:11.38)	0:34.86				
Rank	TAB Horse/Jockey	Barrier	Top Speed [km/h]	Fastest Section	Distance Travelled [m]								
1	8 DISNEY CASTLE Bailey Wheeler	12	66.4 400m	0:08.01 Overall	1:28.44 [1] (0:08.01)	1:20.43 [1] (0:11.27)	1:09.16 [2] (0:11.27)	0:57.89 [3] (0:11.78)	0:46.11 [4] (0:11.77)	0:34.34 [4] (0:11.27)	0:23.07 [3] (0:11.08)	0:34.34	
2	2 DIANA'S AFFAIR Angela Jones	3	66.1 400m	0:08.46 Overall	1:28.50 [2] (0:08.46)	1:20.04 [6] (0:11.22)	1:08.82 [6] (0:11.22)	0:57.60 [6] (0:11.68)	0:45.92 [6] (0:11.68)	0:34.24 [7] (0:11.34)	0:22.90 [7] (0:11.24)	0:34.24	-5
3	3 LUDOVISI Noel Callow	2	66.5 400m	0:08.31 Overall	1:28.52 [3] (0:08.31)	1:20.21 [5] (0:11.28)	1:08.93 [5] (0:11.30)	0:57.63 [5] (0:11.67)	0:45.96 [5] (0:11.66)	0:34.30 [5] (0:11.26)	0:23.04 [6] (0:11.11)	0:34.30	-2
4	7 SUNLORD Ryan Maloney	6	65.8 600m	0:08.62 Overall	1:28.72 [4] (0:08.62)	1:20.10 [10] (0:11.18)	1:08.92 [7] (0:11.26)	0:57.66 [7] (0:11.61)	0:46.05 [7] (0:11.57)	0:34.48 [6] (0:11.23)	0:23.25 [5] (0:11.22)	0:34.48	+0
5	4 OUTBURST Justin Stanley	7	66.5 400m	0:08.49 Overall	1:28.92 [5] (0:08.49)	1:20.43 [7] (0:11.69)	1:08.74 [8] (0:11.27)	0:57.47 [8] (0:11.47)	0:46.00 [8] (0:11.60)	0:34.40 [8] (0:11.20)	0:23.20 [8] (0:11.14)	0:34.40	-4
6	11 CHAYSE 'N' ADAM Cejay Graham	5	67.1 1200m	0:08.22 Overall	1:28.99 [6] (0:08.22)	1:20.77 [3] (0:11.18)	1:09.59 [3] (0:10.96)	0:58.63 [2] (0:11.62)	0:47.01 [2] (0:11.68)	0:35.33 [2] (0:11.46)	0:23.87 [2] (0:11.47)	0:35.33	-1
7	10 WHISTLING SPIRIT Samantha Collett	4	66.5 1400m	0:08.10 Overall	1:29.00 [7] (0:08.10)	1:20.90 [2] (0:11.03)	1:09.87 [1] (0:11.20)	0:58.67 [1] (0:11.52)	0:47.15 [1] (0:11.73)	0:35.42 [1] (0:11.49)	0:23.93 [1] (0:11.49)	0:35.42	-4
8	13 FLIC EN FLAC Martin Harley	1	65.7 1400m	0:08.30 Overall	1:29.29 [8] (0:08.30)	1:20.99 [4] (0:11.17)	1:09.82 [4] (0:11.25)	0:58.57 [4] (0:11.59)	0:46.98 [3] (0:11.69)	0:35.29 [3] (0:11.37)	0:23.92 [4] (0:11.43)	0:35.29	-4
9	6 HALF CROWN Cody Collis	11	65.6 600m	0:08.52 Overall	1:29.31 [9] (0:08.52)	1:20.79 [8] (0:11.84)	1:08.95 [9] (0:11.29)	0:57.66 [9] (0:11.47)	0:46.19 [9] (0:11.56)	0:34.63 [9] (0:11.09)	0:23.54 [9] (0:11.39)	0:34.63	-2
10	12 BLACK OPIUM Jag Guthmann-Chester	13	67.7 600m	0:08.54 Overall	1:29.37 [10] (0:08.54)	1:20.83 [9] (0:12.07)	1:08.76 [10] (0:11.37)	0:57.39 [10] (0:11.49)	0:45.90 [10] (0:11.49)	0:34.41 [10] (0:10.89)	0:23.52 [10] (0:11.18)	0:34.41	+1

Scratched: Cartwheels (#5), Warrant (#9), Poseidon Ruler (#1)

[] Ranking at each section and finish
 -:-:- No data available at this section
 NA No data available

SCN Saddle cloth number
 DNF Did not finish
 DNT Did not track



Eagle Farm QLD Professional

Race 8: Canadian Club BM65 Handicap - 1500m

05 November 2024 - 16:46



BRISBANE
RACING CLUB

Track Rating: Good 3, Weather: Fine, Rail Position: +8m Entire

Section				200m				Last 600m	
Field Times				0:11.99 (0:11.99)				0:34.86	
Rank	TAB	Horse/Jockey	Barrier	Top Speed [km/h]	Fastest Section	Margin			Distance Travelled [m]
1	8	DISNEY CASTLE Bailey Wheeler	12	66.4 400m	0:08.01 Overall	0:11.99 [1] (0:11.99)	1:28.44		0:34.34
2	2	DIANA'S AFFAIR Angela Jones	3	66.1 400m	0:08.46 Overall	0:11.66 [7] (0:11.66)	0.34L		0:34.24 -5
3	3	LUDOVISI Noel Callow	2	66.5 400m	0:08.31 Overall	0:11.93 [4] (0:11.93)	0.49L		0:34.30 -2
4	7	SUNLORD Ryan Maloney	6	65.8 600m	0:08.62 Overall	0:12.03 [5] (0:12.03)	1.66L		0:34.48 +0
5	4	OUTBURST Justin Stanley	7	66.5 400m	0:08.49 Overall	0:12.06 [8] (0:12.06)	2.83L		0:34.40 -4
6	11	CHAYSE 'N' ADAM Cejay Graham	5	67.1 1200m	0:08.22 Overall	0:12.40 [3] (0:12.40)	3.22L		0:35.33 -1
7	10	WHISTLING SPIRIT Samantha Collett	4	66.5 1400m	0:08.10 Overall	0:12.44 [2] (0:12.44)	3.29L		0:35.42 -4
8	13	FLIC EN FLAC Martin Harley	1	65.7 1400m	0:08.30 Overall	0:12.49 [6] (0:12.49)	4.99L		0:35.29 -4
9	6	HALF CROWN Cody Collis	11	65.6 600m	0:08.52 Overall	0:12.15 [10] (0:12.15)	5.11L		0:34.63 -2
10	12	BLACK OPIUM Jag Guthmann-Chester	13	67.7 600m	0:08.54 Overall	0:12.34 [9] (0:12.34)	5.46L		0:34.41 +1

Scratched: Cartwheels (#5), Warrant (#9), Poseidon Ruler (#1)

[] Ranking at each section and finish
 -:-:- No data available at this section
 NA No data available

SCN Saddle cloth number
 DNF Did not finish
 DNT Did not track



Horse/Jockey Name	Disney Castle
Final Rank	1
Fastest Section Time (Section)	0:08.01 (Overall)
Top Speed [km/h] (Section)	66.4 (400m)
Race State	Finished



Eagle Farm QLD Professional

Race 8: Canadian Club BM65 Handicap - 1500m

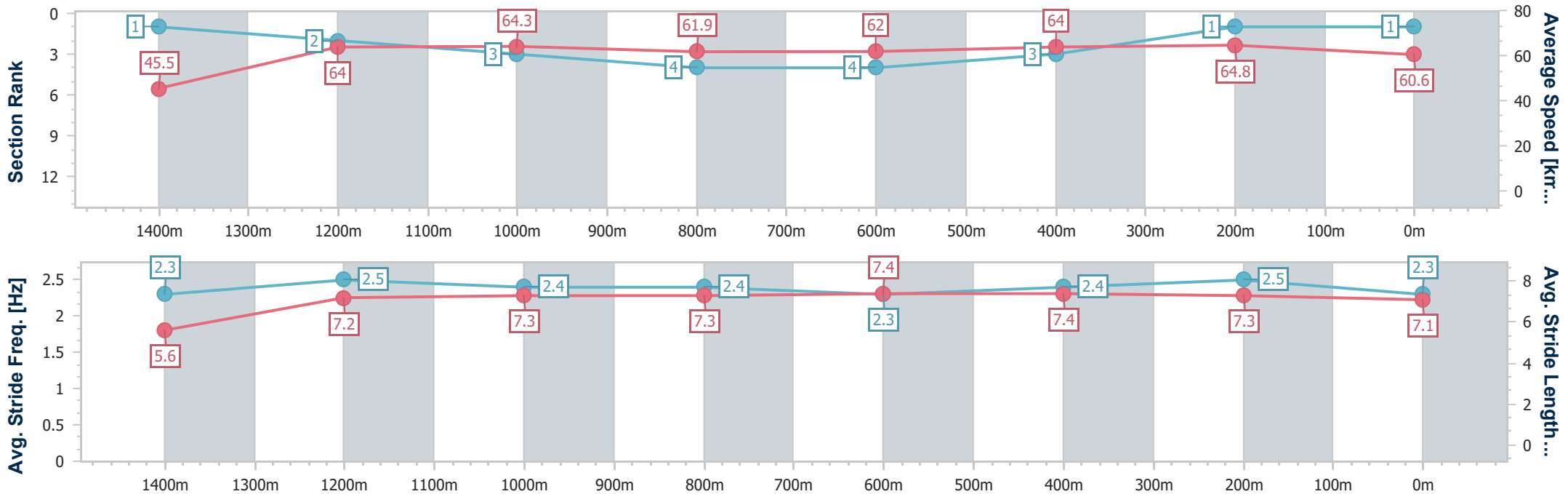
05 November 2024 - 16:46

Track Rating: Good 3, Weather: Fine, Rail Position: +8m Entire



BRISBANE RACING CLUB

Section	Overall	1400m	1200m	1000m	800m	600m	400m	200m
Section Times	1:28.44 [1] (0:08.01)	1:20.43 [1] (0:11.27)	1:09.16 [2] (0:11.27)	0:57.89 [3] (0:11.78)	0:46.11 [4] (0:11.77)	0:34.34 [4] (0:11.27)	0:23.07 [3] (0:11.08)	0:11.99 [1] (0:11.99)
Average Speed [km/h]	45.5	64.0	64.3	61.9	62.0	64.0	64.8	60.6
Top Speed [km/h]	62.5	65.0	65.1	62.9	62.9	65.2	66.4	62.7
Avg. Dist. to Rail [m]	13.4	4.7	3.6	3.2	2.0	0.7	4.0	2.6
Avg. Stride Freq. [Hz]	2.3	2.5	2.4	2.4	2.3	2.4	2.5	2.3
Avg. Stride Length [m]	5.6	7.2	7.3	7.3	7.4	7.4	7.3	7.1



- [] Ranking at each section and finish
- .-.- No data available at this section
- NA No data available



Horse/Jockey Name	Diana's Affair
Final Rank	2
Fastest Section Time (Section)	0:08.46 (Overall)
Top Speed [km/h] (Section)	66.1 (400m)
Race State	Finished



Eagle Farm QLD Professional
Race 8: Canadian Club BM65 Handicap - 1500m

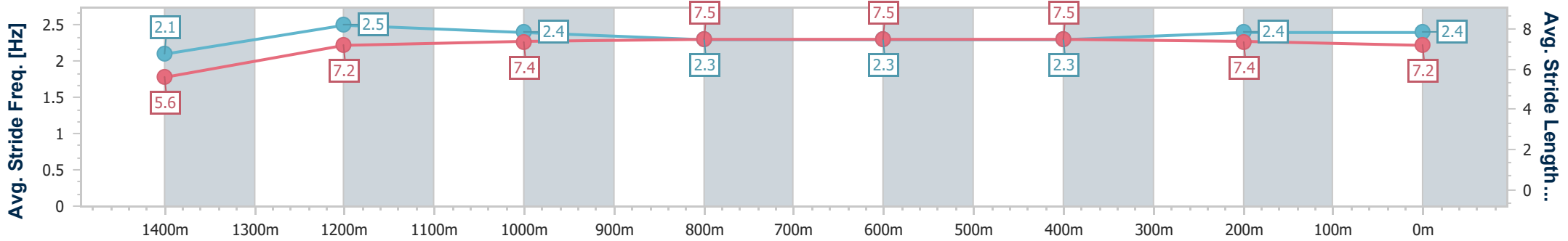
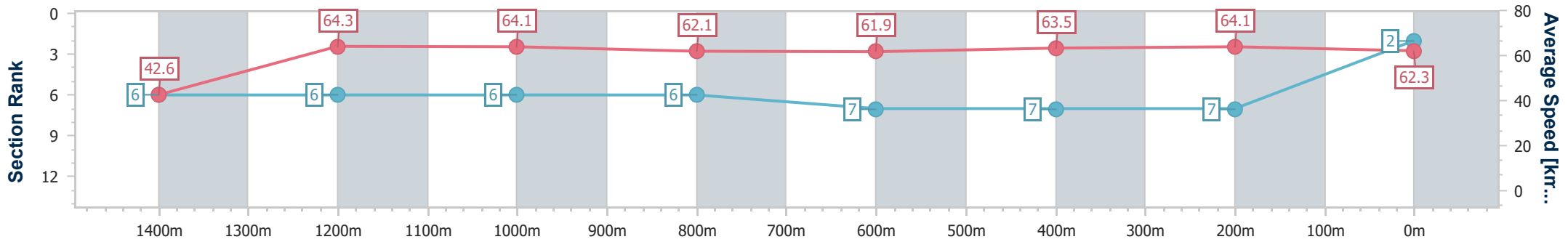
05 November 2024 - 16:46

Track Rating: Good 3, Weather: Fine, Rail Position: +8m Entire



BRISBANE
RACING CLUB

Section	Overall	1400m	1200m	1000m	800m	600m	400m	200m
Section Times	1:28.50 [2] (0:08.46)	1:20.04 [6] (0:11.22)	1:08.82 [6] (0:11.22)	0:57.60 [6] (0:11.68)	0:45.92 [6] (0:11.68)	0:34.24 [7] (0:11.34)	0:22.90 [7] (0:11.24)	0:11.66 [7] (0:11.66)
Average Speed [km/h]	42.6	64.3	64.1	62.1	61.9	63.5	64.1	62.3
Top Speed [km/h]	62.7	65.5	65.5	63.2	62.5	64.6	66.1	64.1
Avg. Dist. to Rail [m]	7.5	1.6	1.8	1.4	0.7	0.4	0.4	0.1
Avg. Stride Freq. [Hz]	2.1	2.5	2.4	2.3	2.3	2.3	2.4	2.4
Avg. Stride Length [m]	5.6	7.2	7.4	7.5	7.5	7.5	7.4	7.2



- [] Ranking at each section and finish
- .-.- No data available at this section
- NA No data available



Horse/Jockey Name	Ludovisi
Final Rank	3
Fastest Section Time (Section)	0:08.31 (Overall)
Top Speed [km/h] (Section)	66.5 (400m)
Race State	Finished



Eagle Farm QLD Professional

Race 8: Canadian Club BM65 Handicap - 1500m

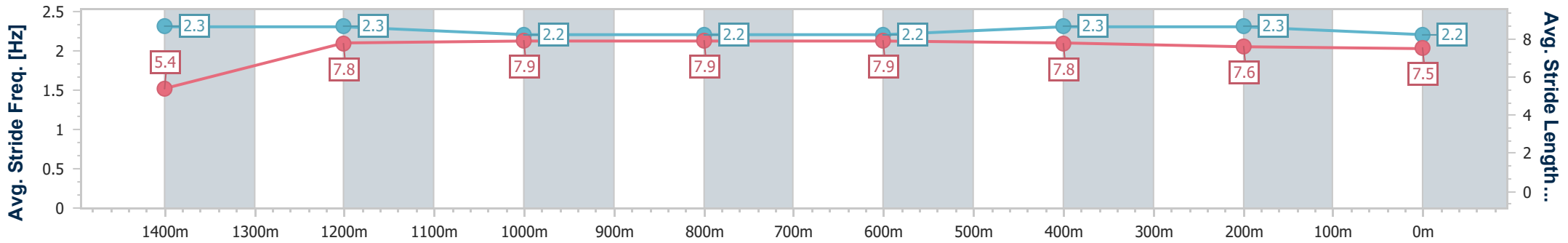
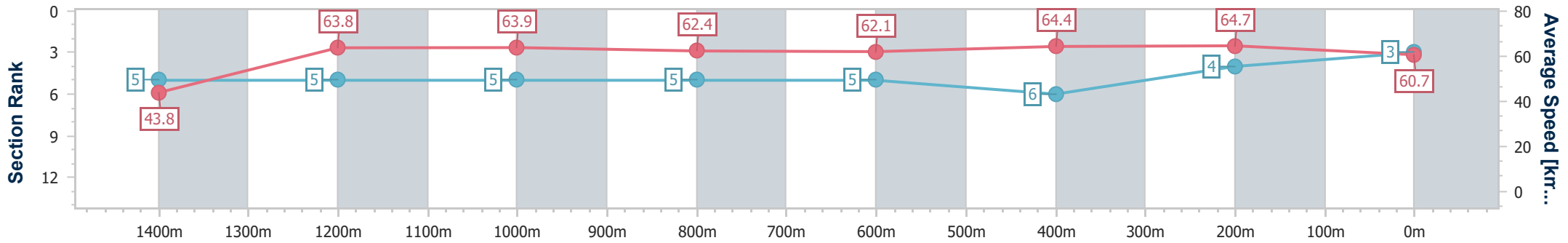
05 November 2024 - 16:46

Track Rating: Good 3, Weather: Fine, Rail Position: +8m Entire



BRISBANE RACING CLUB

Section	Overall	1400m	1200m	1000m	800m	600m	400m	200m
Section Times	1:28.52 [3] (0:08.31)	1:20.21 [5] (0:11.28)	1:08.93 [5] (0:11.30)	0:57.63 [5] (0:11.67)	0:45.96 [5] (0:11.66)	0:34.30 [5] (0:11.26)	0:23.04 [6] (0:11.11)	0:11.93 [4] (0:11.93)
Average Speed [km/h]	43.8	63.8	63.9	62.4	62.1	64.4	64.7	60.7
Top Speed [km/h]	61.8	64.6	64.6	63.0	63.5	65.5	66.5	63.3
Avg. Dist. to Rail [m]	7.4	2.8	2.8	1.7	1.5	1.8	5.2	4.9
Avg. Stride Freq. [Hz]	2.3	2.3	2.2	2.2	2.2	2.3	2.3	2.2
Avg. Stride Length [m]	5.4	7.8	7.9	7.9	7.9	7.8	7.6	7.5



- [] Ranking at each section and finish
- .-.- No data available at this section
- NA No data available



Horse/Jockey Name	Sunlord
Final Rank	4
Fastest Section Time (Section)	0:08.62 (Overall)
Top Speed [km/h] (Section)	65.8 (600m)
Race State	Finished



Eagle Farm QLD Professional
Race 8: Canadian Club BM65 Handicap - 1500m

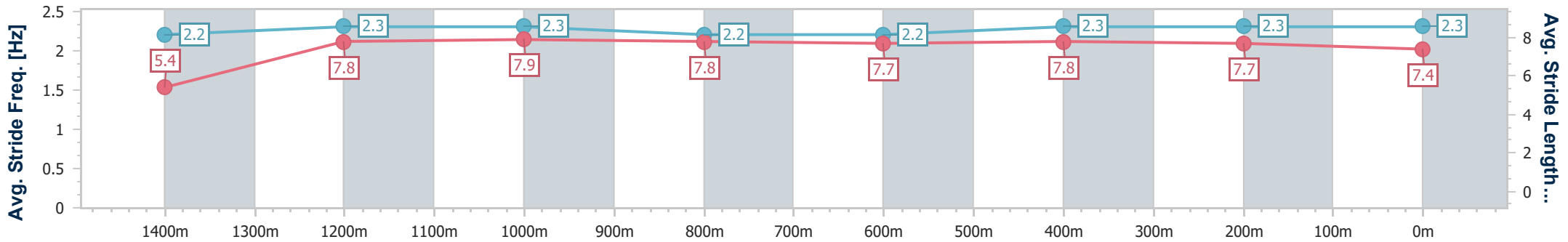
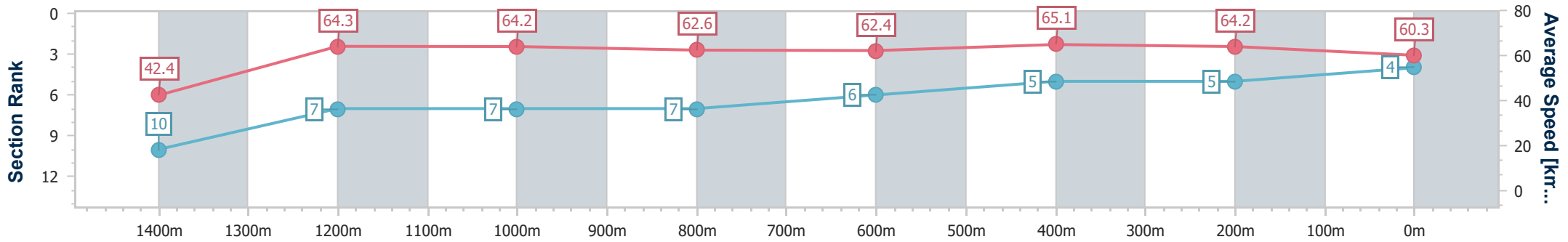
05 November 2024 - 16:46

Track Rating: Good 3, Weather: Fine, Rail Position: +8m Entire



BRISBANE
RACING CLUB

Section	Overall	1400m	1200m	1000m	800m	600m	400m	200m
Section Times	1:28.72 [4] (0:08.62)	1:20.10 [10] (0:11.18)	1:08.92 [7] (0:11.26)	0:57.66 [7] (0:11.61)	0:46.05 [7] (0:11.57)	0:34.48 [6] (0:11.23)	0:23.25 [5] (0:11.22)	0:12.03 [5] (0:12.03)
Average Speed [km/h]	42.4	64.3	64.2	62.6	62.4	65.1	64.2	60.3
Top Speed [km/h]	64.4	65.8	64.6	62.8	63.4	65.8	65.8	62.9
Avg. Dist. to Rail [m]	10.1	2.4	2.0	1.5	1.5	2.6	1.3	4.3
Avg. Stride Freq. [Hz]	2.2	2.3	2.3	2.2	2.2	2.3	2.3	2.3
Avg. Stride Length [m]	5.4	7.8	7.9	7.8	7.7	7.8	7.7	7.4



- [] Ranking at each section and finish
- .-.- No data available at this section
- NA No data available



Horse/Jockey Name	Outburst
Final Rank	5
Fastest Section Time (Section)	0:08.49 (Overall)
Top Speed [km/h] (Section)	66.5 (400m)
Race State	Finished



Eagle Farm QLD Professional

Race 8: Canadian Club BM65 Handicap - 1500m

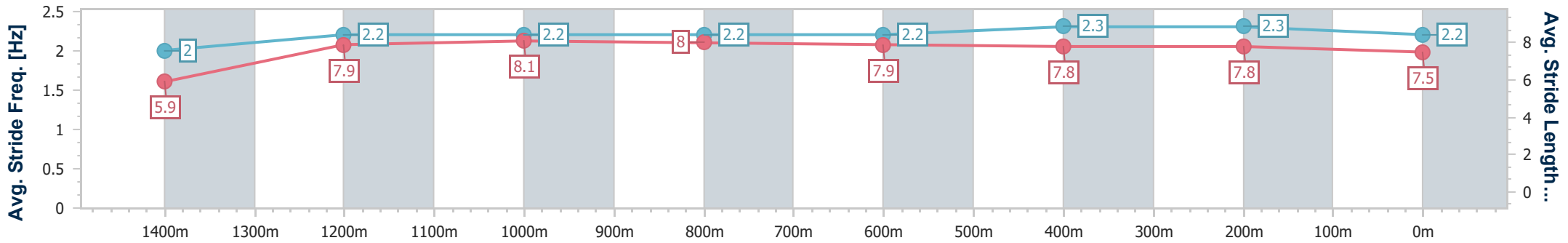
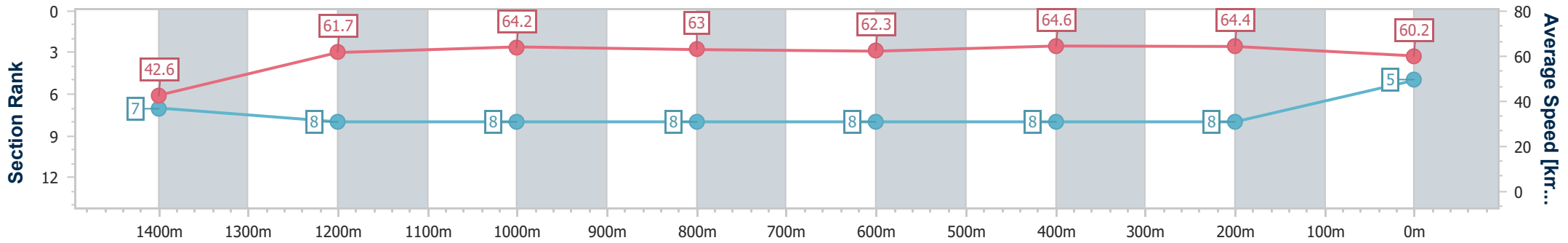
05 November 2024 - 16:46

Track Rating: Good 3, Weather: Fine, Rail Position: +8m Entire



BRISBANE RACING CLUB

Section	Overall	1400m	1200m	1000m	800m	600m	400m	200m
Section Times	1:28.92 [5] (0:08.49)	1:20.43 [7] (0:11.69)	1:08.74 [8] (0:11.27)	0:57.47 [8] (0:11.47)	0:46.00 [8] (0:11.60)	0:34.40 [8] (0:11.20)	0:23.20 [8] (0:11.14)	0:12.06 [8] (0:12.06)
Average Speed [km/h]	42.6	61.7	64.2	63.0	62.3	64.6	64.4	60.2
Top Speed [km/h]	60.1	63.6	64.8	63.8	63.2	66.3	66.5	62.9
Avg. Dist. to Rail [m]	11.1	3.0	2.0	1.3	0.8	0.7	3.3	4.7
Avg. Stride Freq. [Hz]	2.0	2.2	2.2	2.2	2.2	2.3	2.3	2.2
Avg. Stride Length [m]	5.9	7.9	8.1	8.0	7.9	7.8	7.8	7.5



- [] Ranking at each section and finish
- .-.- No data available at this section
- NA No data available



Horse/Jockey Name	Chayse 'N' Adam
Final Rank	6
Fastest Section Time (Section)	0:08.22 (Overall)
Top Speed [km/h] (Section)	67.1 (1200m)
Race State	Finished



Eagle Farm QLD Professional

Race 8: Canadian Club BM65 Handicap - 1500m

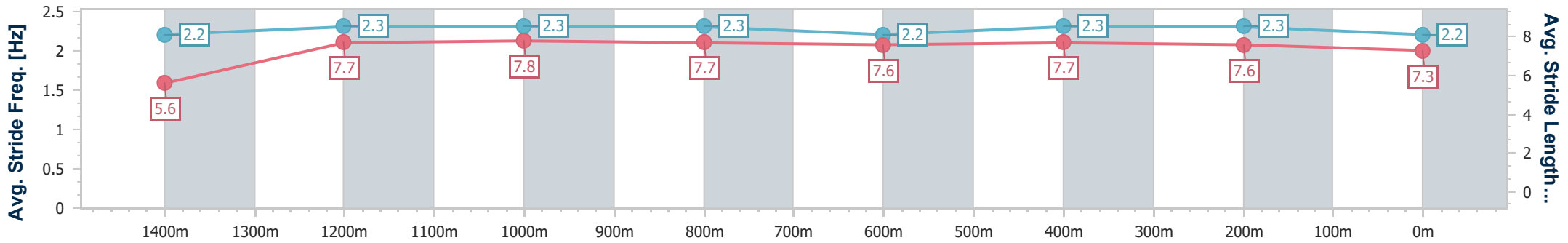
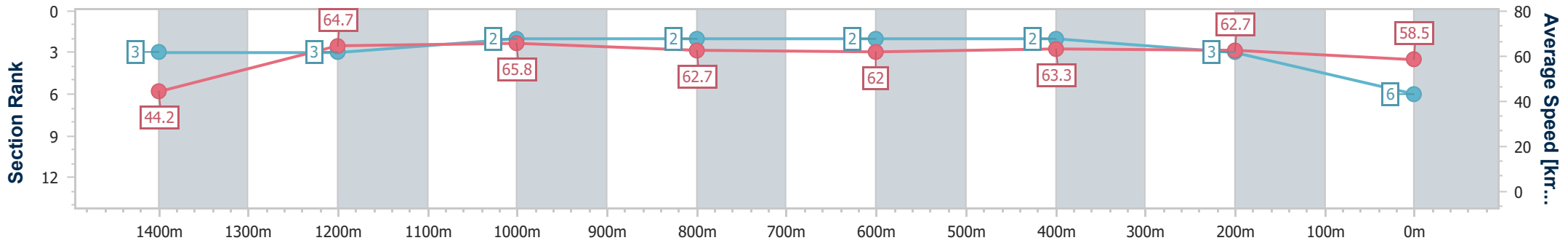
05 November 2024 - 16:46

Track Rating: Good 3, Weather: Fine, Rail Position: +8m Entire



BRISBANE RACING CLUB

Section	Overall	1400m	1200m	1000m	800m	600m	400m	200m
Section Times	1:28.99 [6] (0:08.22)	1:20.77 [3] (0:11.18)	1:09.59 [3] (0:10.96)	0:58.63 [2] (0:11.62)	0:47.01 [2] (0:11.68)	0:35.33 [2] (0:11.46)	0:23.87 [2] (0:11.47)	0:12.40 [3] (0:12.40)
Average Speed [km/h]	44.2	64.7	65.8	62.7	62.0	63.3	62.7	58.5
Top Speed [km/h]	63.8	65.5	67.1	64.4	63.5	63.6	64.2	60.8
Avg. Dist. to Rail [m]	10.4	4.5	3.8	2.0	1.8	1.0	2.2	3.4
Avg. Stride Freq. [Hz]	2.2	2.3	2.3	2.3	2.2	2.3	2.3	2.2
Avg. Stride Length [m]	5.6	7.7	7.8	7.7	7.6	7.7	7.6	7.3



- [] Ranking at each section and finish
- .-.- No data available at this section
- NA No data available



Horse/Jockey Name	Whistling Spirit
Final Rank	7
Fastest Section Time (Section)	0:08.10 (Overall)
Top Speed [km/h] (Section)	66.5 (1400m)
Race State	Finished



Eagle Farm QLD Professional

Race 8: Canadian Club BM65 Handicap - 1500m

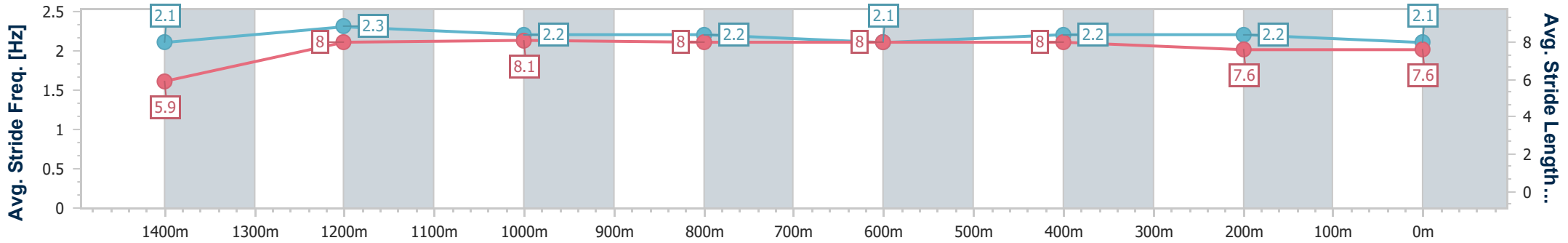
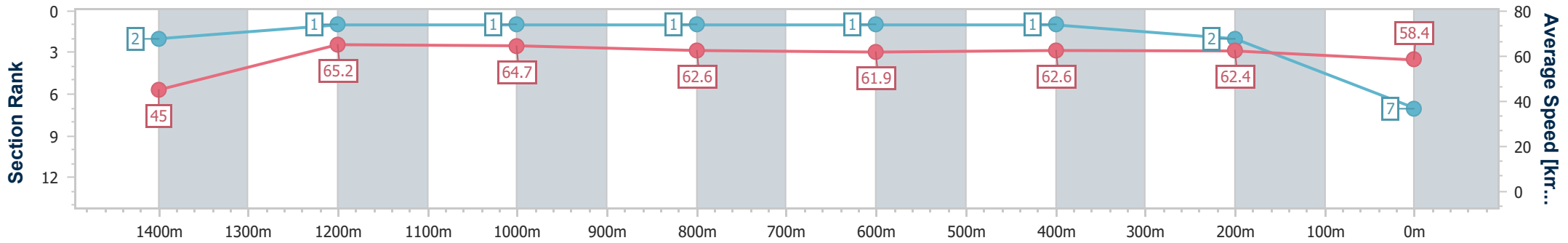
05 November 2024 - 16:46

Track Rating: Good 3, Weather: Fine, Rail Position: +8m Entire



BRISBANE RACING CLUB

Section	Overall	1400m	1200m	1000m	800m	600m	400m	200m
Section Times	1:29.00 [7] (0:08.10)	1:20.90 [2] (0:11.03)	1:09.87 [1] (0:11.20)	0:58.67 [1] (0:11.52)	0:47.15 [1] (0:11.73)	0:35.42 [1] (0:11.49)	0:23.93 [1] (0:11.49)	0:12.44 [2] (0:12.44)
Average Speed [km/h]	45.0	65.2	64.7	62.6	61.9	62.6	62.4	58.4
Top Speed [km/h]	62.9	66.5	64.9	63.6	62.7	62.9	63.9	60.7
Avg. Dist. to Rail [m]	9.0	2.6	2.1	1.0	1.0	0.2	0.8	1.8
Avg. Stride Freq. [Hz]	2.1	2.3	2.2	2.2	2.1	2.2	2.2	2.1
Avg. Stride Length [m]	5.9	8.0	8.1	8.0	8.0	8.0	7.6	7.6



- [] Ranking at each section and finish
- .-.-.- No data available at this section
- NA No data available



Horse/Jockey Name	Flic En Flac
Final Rank	8
Fastest Section Time (Section)	0:08.30 (Overall)
Top Speed [km/h] (Section)	65.7 (1400m)
Race State	Finished



Eagle Farm QLD Professional

Race 8: Canadian Club BM65 Handicap - 1500m

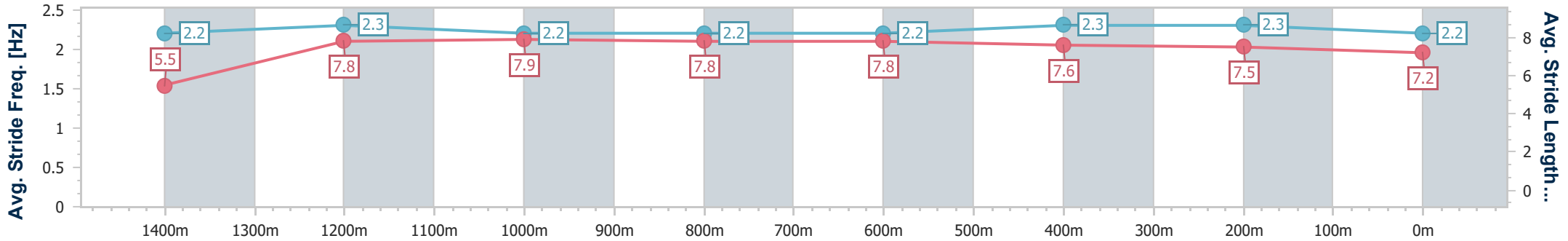
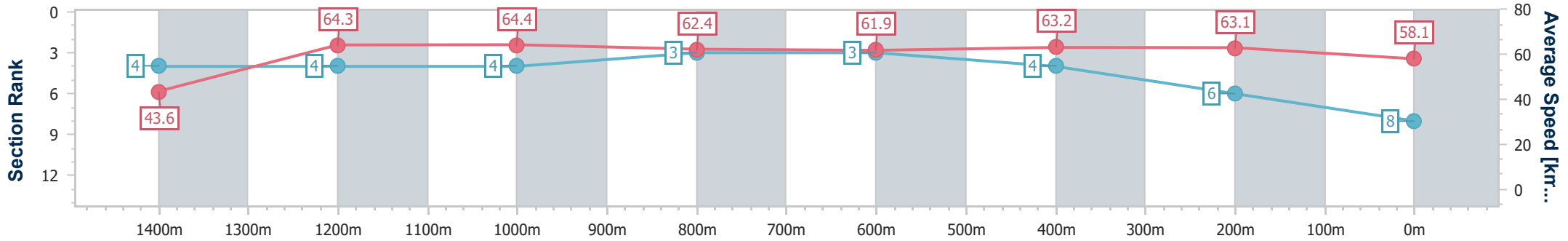
05 November 2024 - 16:46

Track Rating: Good 3, Weather: Fine, Rail Position: +8m Entire



BRISBANE RACING CLUB

Section	Overall	1400m	1200m	1000m	800m	600m	400m	200m
Section Times	1:29.29 [8] (0:08.30)	1:20.99 [4] (0:11.17)	1:09.82 [4] (0:11.25)	0:58.57 [4] (0:11.59)	0:46.98 [3] (0:11.69)	0:35.29 [3] (0:11.37)	0:23.92 [4] (0:11.43)	0:12.49 [6] (0:12.49)
Average Speed [km/h]	43.6	64.3	64.4	62.4	61.9	63.2	63.1	58.1
Top Speed [km/h]	61.8	65.7	64.8	63.0	62.3	64.1	64.3	60.8
Avg. Dist. to Rail [m]	6.3	1.5	1.7	1.3	0.8	0.5	2.5	2.9
Avg. Stride Freq. [Hz]	2.2	2.3	2.2	2.2	2.2	2.3	2.3	2.2
Avg. Stride Length [m]	5.5	7.8	7.9	7.8	7.8	7.6	7.5	7.2



- [] Ranking at each section and finish
- .-.- No data available at this section
- NA No data available



Horse/Jockey Name	Half Crown
Final Rank	9
Fastest Section Time (Section)	0:08.52 (Overall)
Top Speed [km/h] (Section)	65.6 (600m)
Race State	Finished



Eagle Farm QLD Professional

Race 8: Canadian Club BM65 Handicap - 1500m

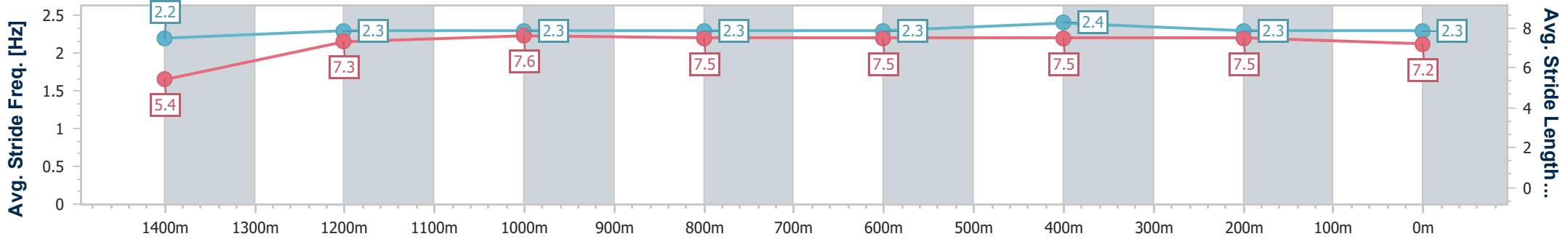
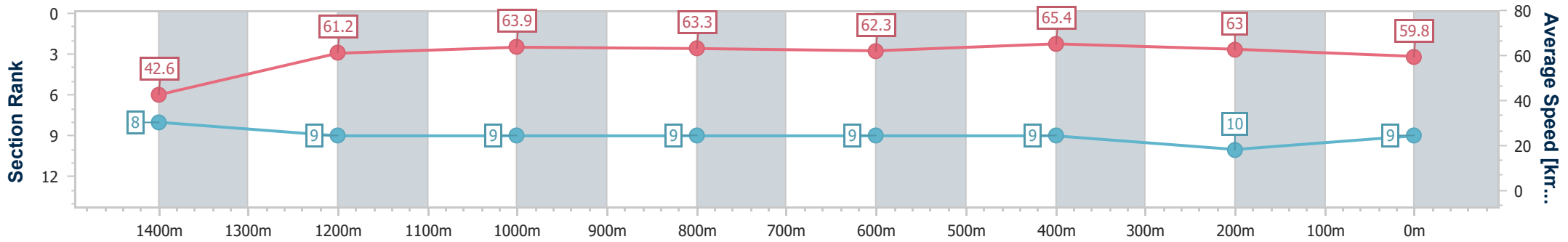
05 November 2024 - 16:46

Track Rating: Good 3, Weather: Fine, Rail Position: +8m Entire



BRISBANE RACING CLUB

Section	Overall	1400m	1200m	1000m	800m	600m	400m	200m
Section Times	1:29.31 [9] (0:08.52)	1:20.79 [8] (0:11.84)	1:08.95 [9] (0:11.29)	0:57.66 [9] (0:11.47)	0:46.19 [9] (0:11.56)	0:34.63 [9] (0:11.09)	0:23.54 [9] (0:11.39)	0:12.15 [10] (0:12.15)
Average Speed [km/h]	42.6	61.2	63.9	63.3	62.3	65.4	63.0	59.8
Top Speed [km/h]	59.2	62.8	64.4	64.1	63.3	65.6	64.8	61.5
Avg. Dist. to Rail [m]	12.3	4.0	2.8	1.6	0.8	1.2	5.7	6.1
Avg. Stride Freq. [Hz]	2.2	2.3	2.3	2.3	2.3	2.4	2.3	2.3
Avg. Stride Length [m]	5.4	7.3	7.6	7.5	7.5	7.5	7.5	7.2



- [] Ranking at each section and finish
- .-.- No data available at this section
- NA No data available



Horse/Jockey Name	Black Opium
Final Rank	10
Fastest Section Time (Section)	0:08.54 (Overall)
Top Speed [km/h] (Section)	67.7 (600m)
Race State	Finished



Eagle Farm QLD Professional

Race 8: Canadian Club BM65 Handicap - 1500m

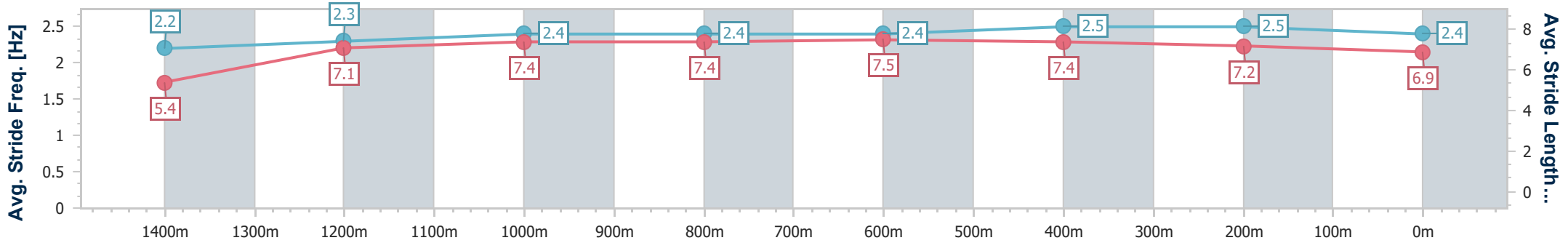
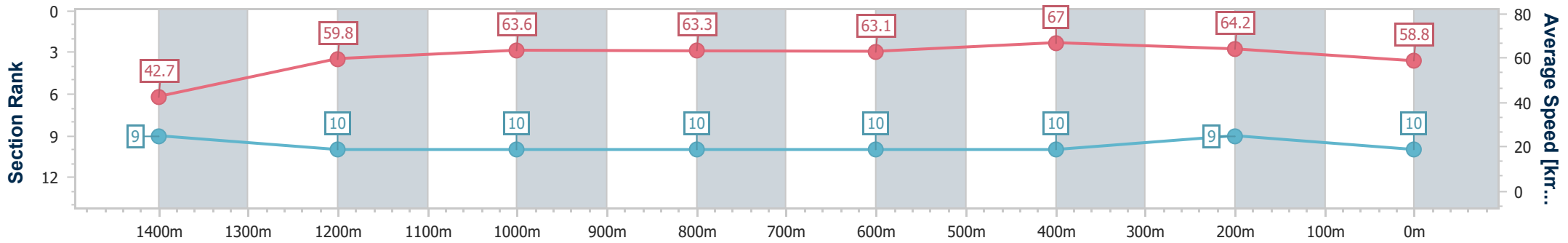
05 November 2024 - 16:46

Track Rating: Good 3, Weather: Fine, Rail Position: +8m Entire



BRISBANE RACING CLUB

Section	Overall	1400m	1200m	1000m	800m	600m	400m	200m
Section Times	1:29.37 [10] (0:08.54)	1:20.83 [9] (0:12.07)	1:08.76 [10] (0:11.37)	0:57.39 [10] (0:11.49)	0:45.90 [10] (0:11.49)	0:34.41 [10] (0:10.89)	0:23.52 [10] (0:11.18)	0:12.34 [9] (0:12.34)
Average Speed [km/h]	42.7	59.8	63.6	63.3	63.1	67.0	64.2	58.8
Top Speed [km/h]	57.6	61.7	65.2	64.6	66.4	67.7	66.0	61.4
Avg. Dist. to Rail [m]	14.4	5.0	2.8	2.2	1.6	2.6	6.8	8.8
Avg. Stride Freq. [Hz]	2.2	2.3	2.4	2.4	2.4	2.5	2.5	2.4
Avg. Stride Length [m]	5.4	7.1	7.4	7.4	7.5	7.4	7.2	6.9



- [] Ranking at each section and finish
- .-.- No data available at this section
- NA No data available



Eagle Farm QLD Professional

Race 9: Ladbrokes Form Genius BM68 Handicap - 1840m

05 November 2024 - 17:25



BRISBANE
RACING CLUB

Track Rating: Good 3, Weather: Fine, Rail Position: +8m Entire

Section	Field Times													
Field Times	Overall	1600m	1400m	1200m	1000m	800m	600m	Last 600m						
	1:51.19 (0:16.33)	1:34.86 (0:11.50)	1:23.36 (0:11.53)	1:11.83 (0:11.85)	0:59.98 (0:12.24)	0:47.74 (0:12.04)	0:35.70 (0:11.71)	0:35.70						
Rank	TAB	Horse/Jockey	Barrier	Top Speed [km/h]	Fastest Section									Distance Travelled [m]
1	7	ROCK YA Adin Thompson	10	64.6 600m	0:11.47 400m	1:51.19 [1] (0:16.40)	1:34.79 [2] (0:11.90)	1:22.89 [3] (0:11.84)	1:11.05 [3] (0:11.89)	0:59.16 [3] (0:12.03)	0:47.13 [3] (0:11.82)	0:35.31 [3] (0:11.52)	0:35.31	
2	4	THESECONDATPORTSEA Cody Collis	12	63.4 400m	0:11.53 400m	1:51.53 [2] (0:17.36)	1:34.17 [7] (0:11.77)	1:22.40 [7] (0:11.68)	1:10.72 [7] (0:11.55)	0:59.17 [4] (0:11.94)	0:47.23 [4] (0:11.87)	0:35.36 [5] (0:11.57)	0:35.36	+3
3	11	SUBUKI Michael Heagney	4	65.6 400m	0:11.29 400m	1:51.66 [3] (0:16.95)	1:34.71 [5] (0:12.00)	1:22.71 [5] (0:11.79)	1:10.92 [5] (0:11.83)	0:59.09 [6] (0:11.96)	0:47.13 [6] (0:11.97)	0:35.16 [6] (0:11.44)	0:35.16	+3
4	5	KIRIKAN Ryan Maloney	13	67.8 600m	0:11.14 600m	1:51.76 [4] (0:17.54)	1:34.22 [9] (0:11.90)	1:22.32 [8] (0:11.70)	1:10.62 [8] (0:11.61)	0:59.01 [8] (0:11.87)	0:47.14 [8] (0:12.13)	0:35.01 [8] (0:11.14)	0:35.01	+17
5	12	YOU KAY SQUEEZE Samantha Collett	5	66.1 400m	0:11.26 400m	1:51.97 [5] (0:17.51)	1:34.46 [8] (0:12.01)	1:22.45 [9] (0:11.71)	1:10.74 [9] (0:11.95)	0:58.79 [9] (0:11.75)	0:47.04 [9] (0:11.95)	0:35.09 [9] (0:11.43)	0:35.09	-7
6	10	SMOKIN' DE QUO Emily Lang	11	63.5 1200m	0:11.68 600m	1:52.02 [6] (0:16.47)	1:35.55 [3] (0:11.74)	1:23.81 [2] (0:11.71)	1:12.10 [2] (0:11.69)	1:00.41 [2] (0:12.11)	0:48.30 [2] (0:12.00)	0:36.30 [2] (0:11.68)	0:36.30	+6
7	14	SOKUDO Cejay Graham	8	64.6 400m	0:11.41 600m	1:52.28 [7] (0:17.69)	1:34.59 [10] (0:12.01)	1:22.58 [10] (0:11.76)	1:10.82 [10] (0:11.87)	0:58.95 [11] (0:11.76)	0:47.19 [11] (0:12.01)	0:35.18 [11] (0:11.41)	0:35.18	-3
8	1	GRIPPING Noel Callow	1	63.9 400m	0:11.55 600m	1:52.36 [8] (0:17.16)	1:35.20 [6] (0:11.88)	1:23.32 [6] (0:11.75)	1:11.57 [6] (0:11.92)	0:59.65 [7] (0:11.87)	0:47.78 [7] (0:11.96)	0:35.82 [7] (0:11.55)	0:35.82	-4
9	3	ADELAD Angela Jones	14	64.2 1600m	0:11.50 1600m	1:52.41 [9] (0:16.33)	1:36.08 [1] (0:11.50)	1:24.58 [1] (0:11.53)	1:13.05 [1] (0:11.85)	1:01.20 [1] (0:12.24)	0:48.96 [1] (0:12.04)	0:36.92 [1] (0:11.71)	0:36.92	+4
10	2	HOUSTON ROCKET Martin Harley	7	65.3 600m	0:11.39 600m	1:53.02 [10] (0:17.91)	1:35.11 [11] (0:11.98)	1:23.13 [11] (0:11.69)	1:11.44 [11] (0:11.72)	0:59.72 [10] (0:11.75)	0:47.97 [10] (0:11.93)	0:36.04 [10] (0:11.39)	0:36.04	+5

Scratched: Nitroglycerine (#15), Torovista (#6), Wanda's Outlaw (#9), Nippa's Nightcap (#13)

Report Created: Tue 5 November 2024 17:47 GMT (Note: Timing is based on position data)

Page 1/15

[] Ranking at each section and finish
 -:-:- No data available at this section
 NA No data available

SCN Saddle cloth number
 DNF Did not finish
 DNT Did not track

data processed by TRIPLES DATA



Eagle Farm QLD Professional

Race 9: Ladbrokes Form Genius BM68 Handicap - 1840m

05 November 2024 - 17:25



BRISBANE
RACING CLUB

Track Rating: Good 3, Weather: Fine, Rail Position: +8m Entire

Section	Overall	1600m	1400m	1200m	1000m	800m	600m	Last 600m
Field Times	1:51.19 (0:16.33)	1:34.86 (0:11.50)	1:23.36 (0:11.53)	1:11.83 (0:11.85)	0:59.98 (0:12.24)	0:47.74 (0:12.04)	0:35.70 (0:11.71)	0:35.70

Rank	TAB	Horse/Jockey	Barrier	Top Speed [km/h]	Fastest Section	Overall	1600m	1400m	1200m	1000m	800m	600m	Last 600m	Distance Travelled [m]
11	8	KINGFIELD	3	63.4	0:11.70	1:54.78 [11]	1:37.93 [4]	1:25.99 [4]	1:14.24 [4]	1:02.37 [5]	0:50.42 [5]	0:38.61 [4]	0:38.61	-1
		Bailey Wheeler		800m	600m	(0:16.85)	(0:11.94)	(0:11.75)	(0:11.87)	(0:11.95)	(0:11.81)	(0:11.70)		

Scratched: Nitroglycerine (#15), Torovista (#6), Wanda's Outlaw (#9), Nippa's Nightcap (#13)

[] Ranking at each section and finish
 -:-:- No data available at this section
 NA No data available

SCN Saddle cloth number
 DNF Did not finish
 DNT Did not track



Eagle Farm QLD Professional

Race 9: Ladbrokes Form Genius BM68 Handicap - 1840m

05 November 2024 - 17:25



BRISBANE
RACING CLUB

Track Rating: Good 3, Weather: Fine, Rail Position: +8m Entire

Section			400m	200m			Last 600m			
Field Times			0:23.99 (0:11.67)	0:12.32 (0:12.32)			0:35.70			
Rank	TAB	Horse/Jockey	Barrier	Top Speed [km/h]	Fastest Section	Margin		Distance Travelled [m]		
1	7	ROCK YA Adin Thompson	10	64.6 600m	0:11.47 400m	0:23.79 [3] (0:11.47)	0:12.32 [1] (0:12.32)	1:51.19	0:35.31	
2	4	THESECONDATPORTSEA Cody Collis	12	63.4 400m	0:11.53 400m	0:23.79 [4] (0:11.53)	0:12.26 [4] (0:12.26)	2.01L	0:35.36	+3
3	11	SUBUKI Michael Heagney	4	65.6 400m	0:11.29 400m	0:23.72 [7] (0:11.29)	0:12.43 [3] (0:12.43)	2.77L	0:35.16	+3
4	5	KIRIKAN Ryan Maloney	13	67.8 600m	0:11.14 600m	0:23.87 [6] (0:11.43)	0:12.44 [6] (0:12.44)	3.34L	0:35.01	+17
5	12	YOU KAY SQUEEZE Samantha Collett	5	66.1 400m	0:11.26 400m	0:23.66 [9] (0:11.26)	0:12.40 [7] (0:12.40)	4.62L	0:35.09	-7
6	10	SMOKIN' DE QUO Emily Lang	11	63.5 1200m	0:11.68 600m	0:24.62 [2] (0:11.88)	0:12.74 [5] (0:12.74)	4.88L	0:36.30	+6
7	14	SOKUDO Cejay Graham	8	64.6 400m	0:11.41 600m	0:23.77 [11] (0:11.44)	0:12.33 [10] (0:12.33)	6.44L	0:35.18	-3
8	1	GRIPPING Noel Callow	1	63.9 400m	0:11.55 600m	0:24.27 [8] (0:11.61)	0:12.66 [8] (0:12.66)	6.91L	0:35.82	-4
9	3	ADELAD Angela Jones	14	64.2 1600m	0:11.50 1600m	0:25.21 [1] (0:11.92)	0:13.29 [2] (0:13.29)	7.21L	0:36.92	+4
10	2	HOUSTON ROCKET Martin Harley	7	65.3 600m	0:11.39 600m	0:24.65 [10] (0:11.58)	0:13.07 [9] (0:13.07)	10.78L	0:36.04	+5

Scratched: Nitroglycerine (#15), Torovista (#6), Wanda's Outlaw (#9), Nippa's Nightcap (#13)

Report Created: Tue 5 November 2024 17:47 GMT (Note: Timing is based on position data)

Page 3/15

[] Ranking at each section and finish
 -:-:- No data available at this section
 NA No data available

SCN Saddle cloth number
 DNF Did not finish
 DNT Did not track

data processed by  **TRIPLES DATA**



Eagle Farm QLD Professional

Race 9: Ladbrokes Form Genius BM68 Handicap - 1840m

05 November 2024 - 17:25



BRISBANE
RACING CLUB

Track Rating: Good 3, Weather: Fine, Rail Position: +8m Entire

Section	400m		200m		Last 600m					
Field Times	0:23.99 (0:11.67)		0:12.32 (0:12.32)		0:35.70					
Rank	TAB	Horse/Jockey	Barrier	Top Speed [km/h]	Fastest Section	Margin	Distance Travelled [m]			
11	8	KINGFIELD	3	63.4	0:11.70	0:26.91 [5]	0:14.42 [11]	21.15L	0:38.61	-1
		Bailey Wheeler		800m	600m	(0:12.49)	(0:14.42)			

Scratched: Nitroglycerine (#15), Torovista (#6), Wanda's Outlaw (#9), Nippa's Nightcap (#13)

[] Ranking at each section and finish
 -:-:-:- No data available at this section
 NA No data available

SCN Saddle cloth number
 DNF Did not finish
 DNT Did not track



Horse/Jockey Name	Rock Ya
Final Rank	1
Fastest Section Time (Section)	0:11.47 (400m)
Top Speed [km/h] (Section)	64.6 (600m)
Race State	Finished



Eagle Farm QLD Professional

Race 9: Ladbrokes Form Genius BM68 Handicap - 1840m

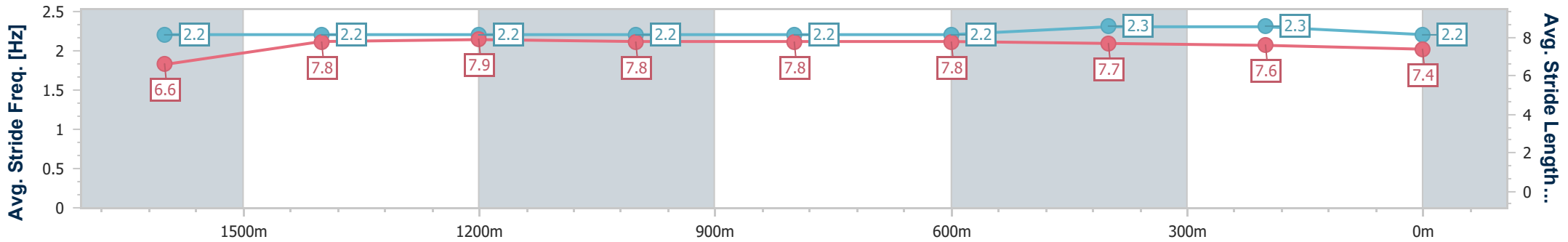
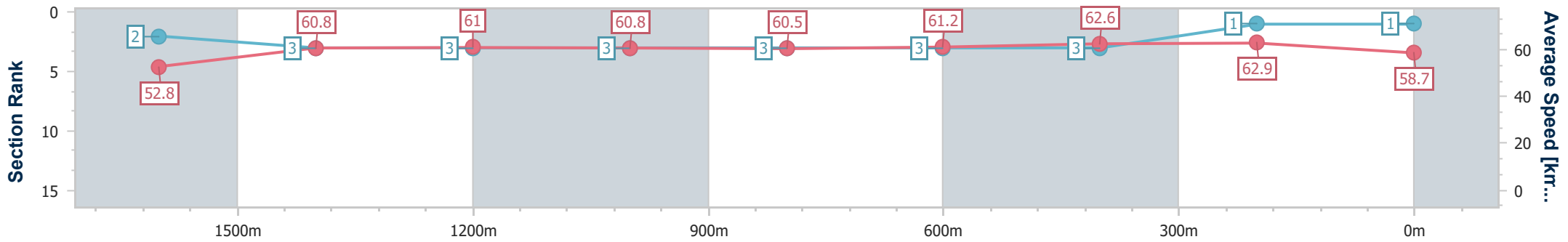
05 November 2024 - 17:25

Track Rating: Good 3, Weather: Fine, Rail Position: +8m Entire



BRISBANE RACING CLUB

Section	Overall	1600m	1400m	1200m	1000m	800m	600m	400m	200m
Section Times	1:51.19 [1] (0:16.40)	1:34.79 [2] (0:11.90)	1:22.89 [3] (0:11.84)	1:11.05 [3] (0:11.89)	0:59.16 [3] (0:12.03)	0:47.13 [3] (0:11.82)	0:35.31 [3] (0:11.52)	0:23.79 [3] (0:11.47)	0:12.32 [1] (0:12.32)
Average Speed [km/h]	52.8	60.8	61.0	60.8	60.5	61.2	62.6	62.9	58.7
Top Speed [km/h]	61.5	61.4	61.6	61.2	61.0	62.9	64.6	64.5	59.4
Avg. Dist. to Rail [m]	2.9	1.6	2.7	3.0	1.8	1.5	0.8	0.8	1.0
Avg. Stride Freq. [Hz]	2.2	2.2	2.2	2.2	2.2	2.2	2.3	2.3	2.2
Avg. Stride Length [m]	6.6	7.8	7.9	7.8	7.8	7.8	7.7	7.6	7.4



- [] Ranking at each section and finish
- .-.- No data available at this section
- NA No data available



Horse/Jockey Name	Thesecondatportsea
Final Rank	2
Fastest Section Time (Section)	0:11.53 (400m)
Top Speed [km/h] (Section)	63.4 (400m)
Race State	Finished



Eagle Farm QLD Professional

Race 9: Ladbrokes Form Genius BM68 Handicap - 1840m

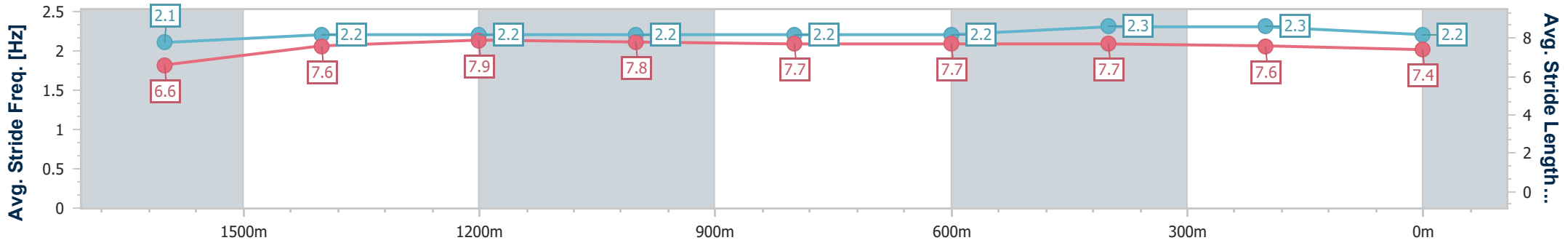
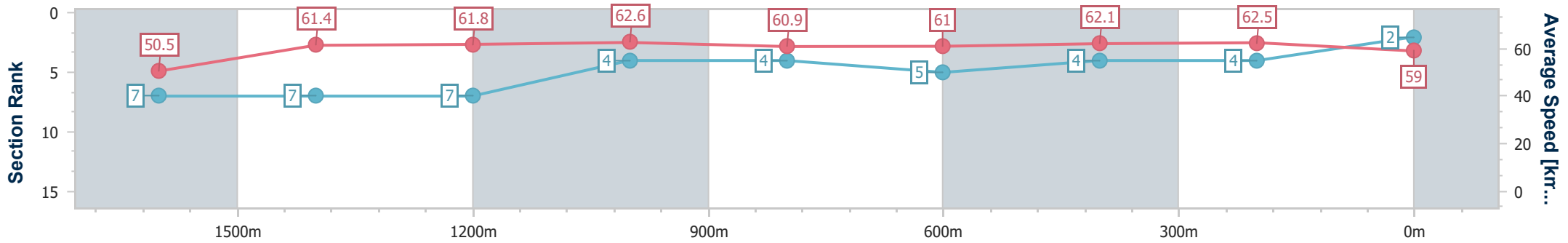
05 November 2024 - 17:25

Track Rating: Good 3, Weather: Fine, Rail Position: +8m Entire



BRISBANE RACING CLUB

Section	Overall	1600m	1400m	1200m	1000m	800m	600m	400m	200m
Section Times	1:51.53 [2] (0:17.36)	1:34.17 [7] (0:11.77)	1:22.40 [7] (0:11.68)	1:10.72 [7] (0:11.55)	0:59.17 [4] (0:11.94)	0:47.23 [4] (0:11.87)	0:35.36 [5] (0:11.57)	0:23.79 [4] (0:11.53)	0:12.26 [4] (0:12.26)
Average Speed [km/h]	50.5	61.4	61.8	62.6	60.9	61.0	62.1	62.5	59.0
Top Speed [km/h]	62.1	62.2	62.3	63.2	61.9	62.7	62.9	63.4	60.9
Avg. Dist. to Rail [m]	4.9	2.5	2.4	3.8	2.6	0.9	0.3	1.3	2.2
Avg. Stride Freq. [Hz]	2.1	2.2	2.2	2.2	2.2	2.2	2.3	2.3	2.2
Avg. Stride Length [m]	6.6	7.6	7.9	7.8	7.7	7.7	7.7	7.6	7.4



- [] Ranking at each section and finish
- .-.- No data available at this section
- NA No data available



Horse/Jockey Name	Subuki
Final Rank	3
Fastest Section Time (Section)	0:11.29 (400m)
Top Speed [km/h] (Section)	65.6 (400m)
Race State	Finished



Eagle Farm QLD Professional

Race 9: Ladbrokes Form Genius BM68 Handicap - 1840m

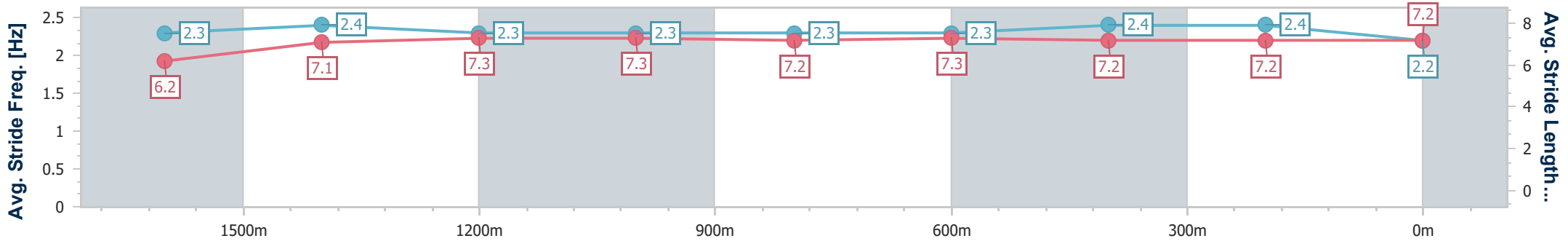
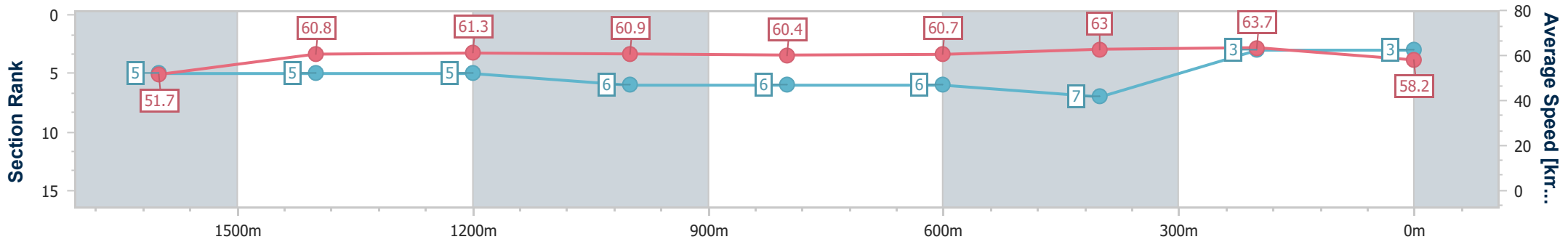
05 November 2024 - 17:25

Track Rating: Good 3, Weather: Fine, Rail Position: +8m Entire



BRISBANE RACING CLUB

Section	Overall	1600m	1400m	1200m	1000m	800m	600m	400m	200m
Section Times	1:51.66 [3] (0:16.95)	1:34.71 [5] (0:12.00)	1:22.71 [5] (0:11.79)	1:10.92 [5] (0:11.83)	0:59.09 [6] (0:11.96)	0:47.13 [6] (0:11.97)	0:35.16 [6] (0:11.44)	0:23.72 [7] (0:11.29)	0:12.43 [3] (0:12.43)
Average Speed [km/h]	51.7	60.8	61.3	60.9	60.4	60.7	63.0	63.7	58.2
Top Speed [km/h]	60.8	62.7	63.0	61.6	61.7	62.5	65.2	65.6	62.8
Avg. Dist. to Rail [m]	3.6	4.4	2.9	1.6	1.1	1.4	0.5	1.8	3.4
Avg. Stride Freq. [Hz]	2.3	2.4	2.3	2.3	2.3	2.3	2.4	2.4	2.2
Avg. Stride Length [m]	6.2	7.1	7.3	7.3	7.2	7.3	7.2	7.2	7.2



- [] Ranking at each section and finish
- .-.- No data available at this section
- NA No data available



Horse/Jockey Name	Kirikan
Final Rank	4
Fastest Section Time (Section)	0:11.14 (600m)
Top Speed [km/h] (Section)	67.8 (600m)
Race State	Finished



Eagle Farm QLD Professional

Race 9: Ladbrokes Form Genius BM68 Handicap - 1840m

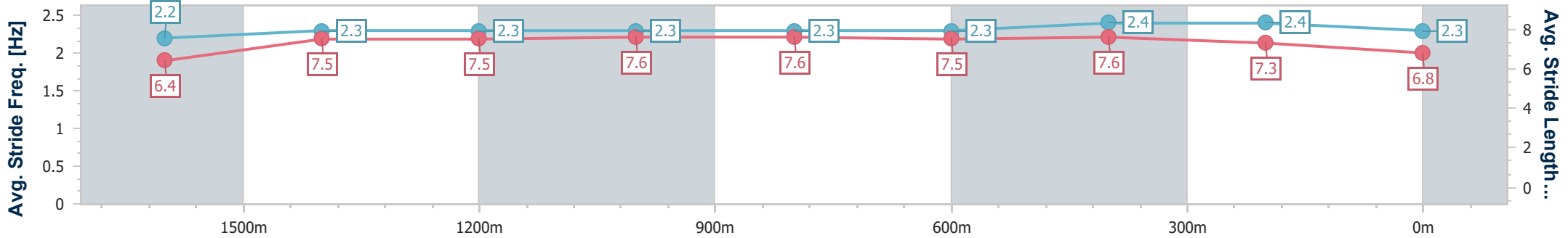
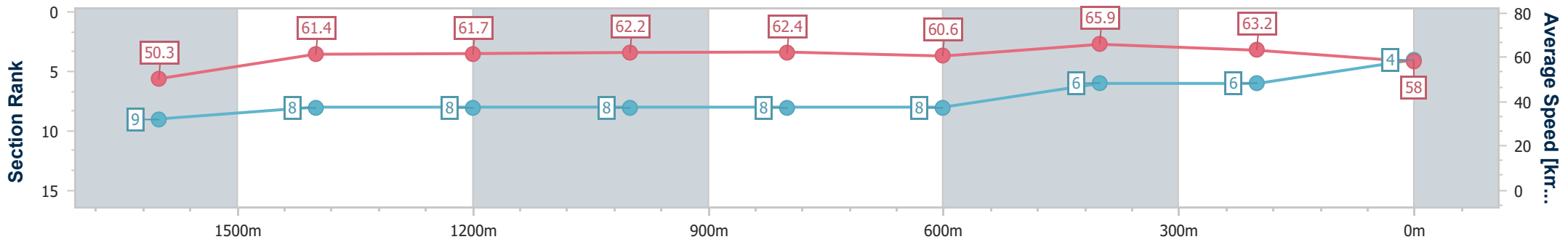
05 November 2024 - 17:25

Track Rating: Good 3, Weather: Fine, Rail Position: +8m Entire



BRISBANE RACING CLUB

Section	Overall	1600m	1400m	1200m	1000m	800m	600m	400m	200m
Section Times	1:51.76 [4] (0:17.54)	1:34.22 [9] (0:11.90)	1:22.32 [8] (0:11.70)	1:10.62 [8] (0:11.61)	0:59.01 [8] (0:11.87)	0:47.14 [8] (0:12.13)	0:35.01 [8] (0:11.14)	0:23.87 [6] (0:11.43)	0:12.44 [6] (0:12.44)
Average Speed [km/h]	50.3	61.4	61.7	62.2	62.4	60.6	65.9	63.2	58.0
Top Speed [km/h]	58.4	62.7	62.6	63.4	63.0	64.1	67.8	65.3	61.6
Avg. Dist. to Rail [m]	6.7	4.7	3.8	3.2	5.4	5.4	3.9	6.1	5.9
Avg. Stride Freq. [Hz]	2.2	2.3	2.3	2.3	2.3	2.3	2.4	2.4	2.3
Avg. Stride Length [m]	6.4	7.5	7.5	7.6	7.6	7.5	7.6	7.3	6.8



- [] Ranking at each section and finish
- .-.- No data available at this section
- NA No data available



Horse/Jockey Name	You Kay Squeeze
Final Rank	5
Fastest Section Time (Section)	0:11.26 (400m)
Top Speed [km/h] (Section)	66.1 (400m)
Race State	Finished



Eagle Farm QLD Professional

Race 9: Ladbrokes Form Genius BM68 Handicap - 1840m

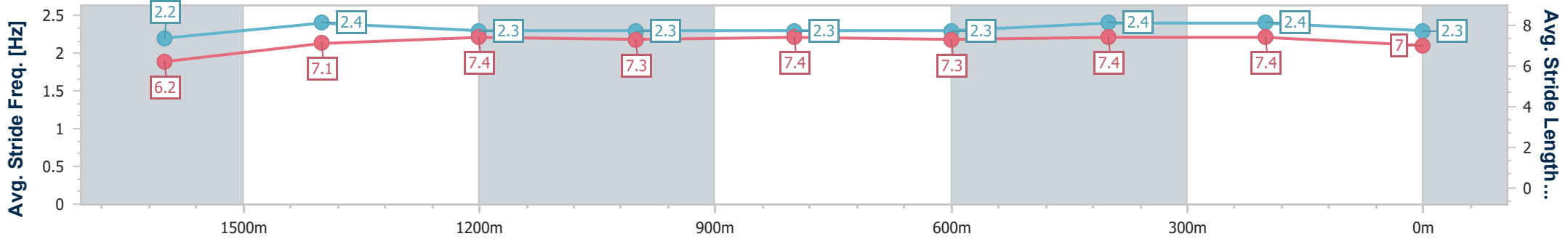
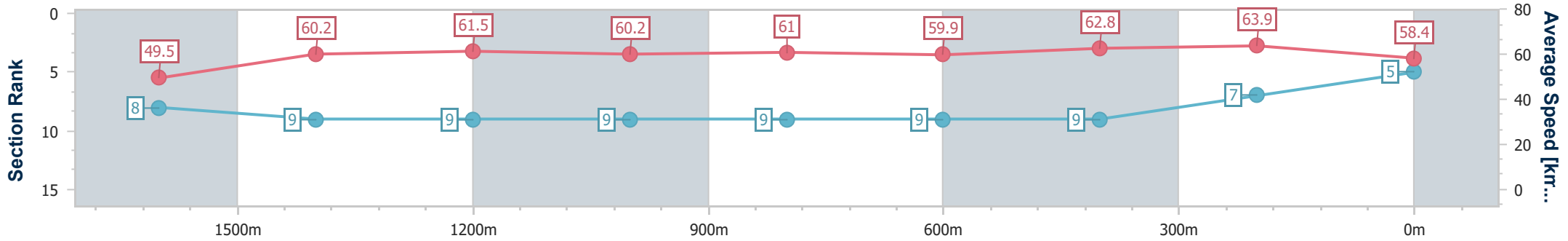
05 November 2024 - 17:25

Track Rating: Good 3, Weather: Fine, Rail Position: +8m Entire



BRISBANE RACING CLUB

Section	Overall	1600m	1400m	1200m	1000m	800m	600m	400m	200m
Section Times	1:51.97 [5] (0:17.51)	1:34.46 [8] (0:12.01)	1:22.45 [9] (0:11.71)	1:10.74 [9] (0:11.95)	0:58.79 [9] (0:11.75)	0:47.04 [9] (0:11.95)	0:35.09 [9] (0:11.43)	0:23.66 [9] (0:11.26)	0:12.40 [7] (0:12.40)
Average Speed [km/h]	49.5	60.2	61.5	60.2	61.0	59.9	62.8	63.9	58.4
Top Speed [km/h]	60.7	61.6	62.6	61.7	61.9	62.2	64.5	66.1	61.1
Avg. Dist. to Rail [m]	2.3	1.3	1.1	1.3	1.1	1.2	1.1	3.8	3.4
Avg. Stride Freq. [Hz]	2.2	2.4	2.3	2.3	2.3	2.3	2.4	2.4	2.3
Avg. Stride Length [m]	6.2	7.1	7.4	7.3	7.4	7.3	7.4	7.4	7.0



- [] Ranking at each section and finish
- .-.- No data available at this section
- NA No data available



Horse/Jockey Name	Smokin' De Quo
Final Rank	6
Fastest Section Time (Section)	0:11.68 (600m)
Top Speed [km/h] (Section)	63.5 (1200m)
Race State	Finished



Eagle Farm QLD Professional

Race 9: Ladbrokes Form Genius BM68 Handicap - 1840m

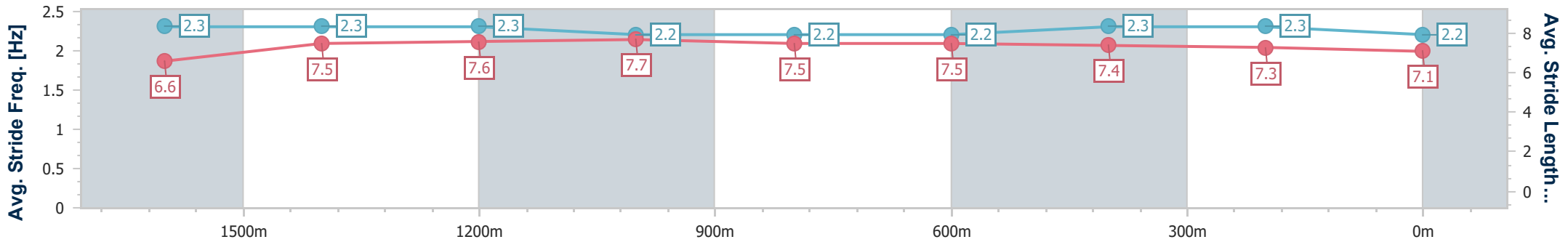
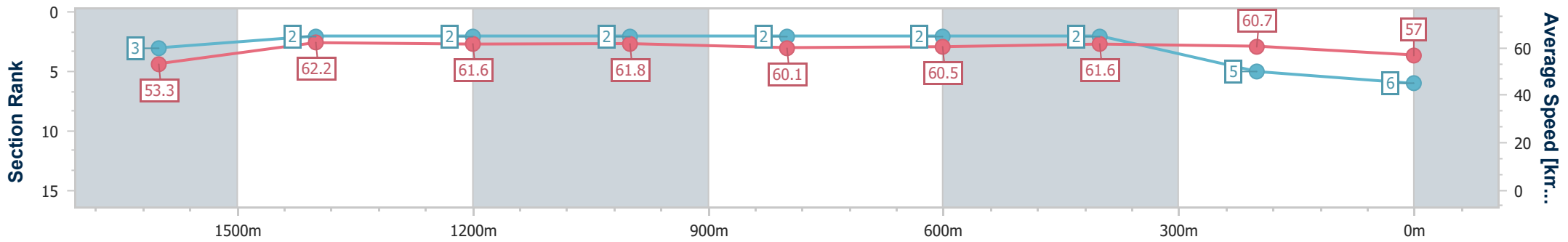
05 November 2024 - 17:25

Track Rating: Good 3, Weather: Fine, Rail Position: +8m Entire



BRISBANE RACING CLUB

Section	Overall	1600m	1400m	1200m	1000m	800m	600m	400m	200m
Section Times	1:52.02 [6] (0:16.47)	1:35.55 [3] (0:11.74)	1:23.81 [2] (0:11.71)	1:12.10 [2] (0:11.69)	1:00.41 [2] (0:12.11)	0:48.30 [2] (0:12.00)	0:36.30 [2] (0:11.68)	0:24.62 [2] (0:11.88)	0:12.74 [5] (0:12.74)
Average Speed [km/h]	53.3	62.2	61.6	61.8	60.1	60.5	61.6	60.7	57.0
Top Speed [km/h]	63.1	63.3	62.6	63.5	60.7	61.1	62.7	62.1	59.2
Avg. Dist. to Rail [m]	5.1	4.0	3.0	3.0	2.5	2.0	0.5	1.5	0.7
Avg. Stride Freq. [Hz]	2.3	2.3	2.3	2.2	2.2	2.2	2.3	2.3	2.2
Avg. Stride Length [m]	6.6	7.5	7.6	7.7	7.5	7.5	7.4	7.3	7.1



- [] Ranking at each section and finish
- .-.- No data available at this section
- NA No data available



Horse/Jockey Name	Sokudo
Final Rank	7
Fastest Section Time (Section)	0:11.41 (600m)
Top Speed [km/h] (Section)	64.6 (400m)
Race State	Finished



Eagle Farm QLD Professional

Race 9: Ladbrokes Form Genius BM68 Handicap - 1840m

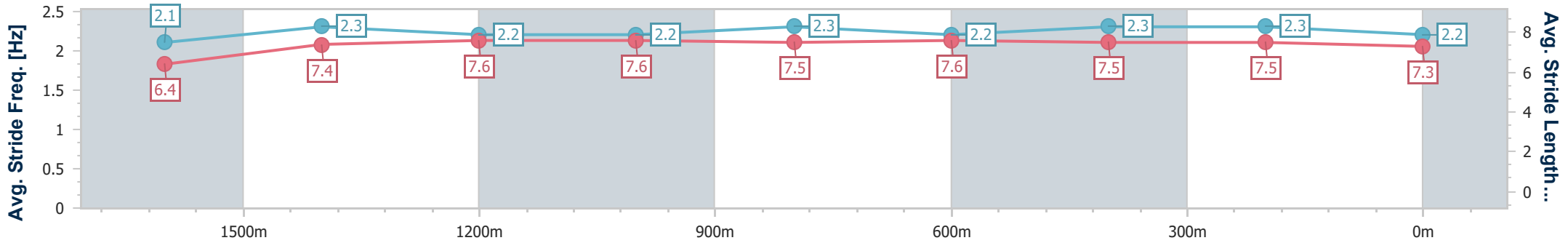
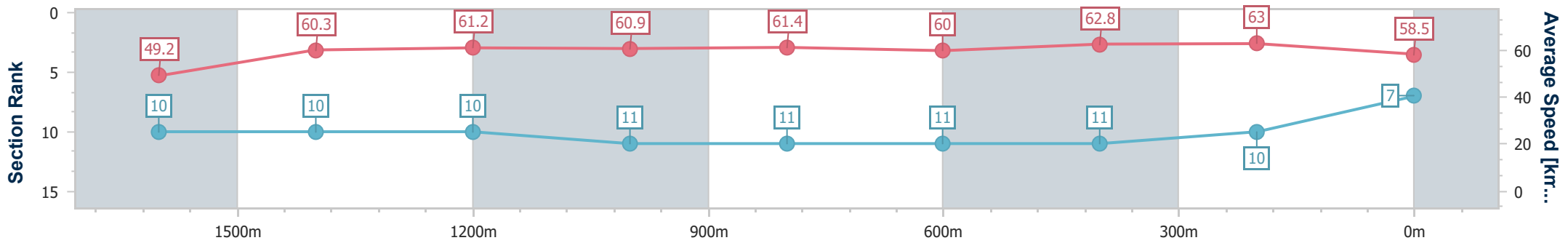
05 November 2024 - 17:25

Track Rating: Good 3, Weather: Fine, Rail Position: +8m Entire



BRISBANE RACING CLUB

Section	Overall	1600m	1400m	1200m	1000m	800m	600m	400m	200m
Section Times	1:52.28 [7] (0:17.69)	1:34.59 [10] (0:12.01)	1:22.58 [10] (0:11.76)	1:10.82 [10] (0:11.87)	0:58.95 [11] (0:11.76)	0:47.19 [11] (0:12.01)	0:35.18 [11] (0:11.41)	0:23.77 [11] (0:11.44)	0:12.33 [10] (0:12.33)
Average Speed [km/h]	49.2	60.3	61.2	60.9	61.4	60.0	62.8	63.0	58.5
Top Speed [km/h]	59.8	62.0	62.2	62.4	62.0	61.9	64.5	64.6	61.2
Avg. Dist. to Rail [m]	3.7	1.1	1.6	2.2	0.8	0.2	0.8	0.9	3.6
Avg. Stride Freq. [Hz]	2.1	2.3	2.2	2.2	2.3	2.2	2.3	2.3	2.2
Avg. Stride Length [m]	6.4	7.4	7.6	7.6	7.5	7.6	7.5	7.5	7.3



- [] Ranking at each section and finish
- .-.- No data available at this section
- NA No data available



Horse/Jockey Name	Gripping
Final Rank	8
Fastest Section Time (Section)	0:11.55 (600m)
Top Speed [km/h] (Section)	63.9 (400m)
Race State	Finished



Eagle Farm QLD Professional

Race 9: Ladbrokes Form Genius BM68 Handicap - 1840m

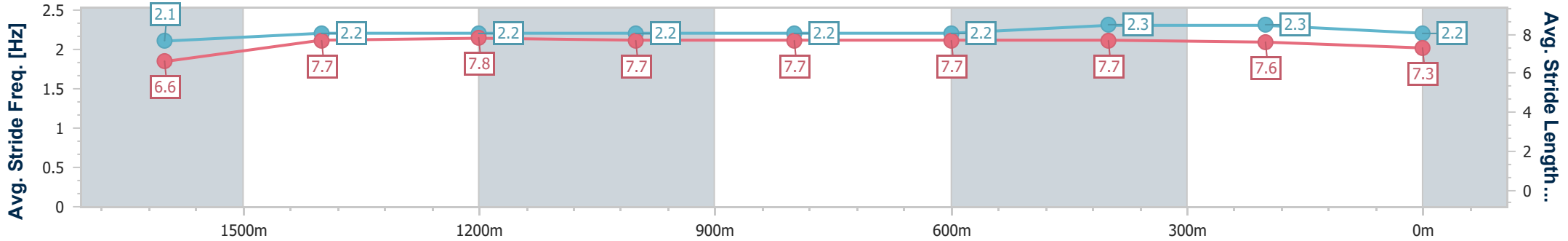
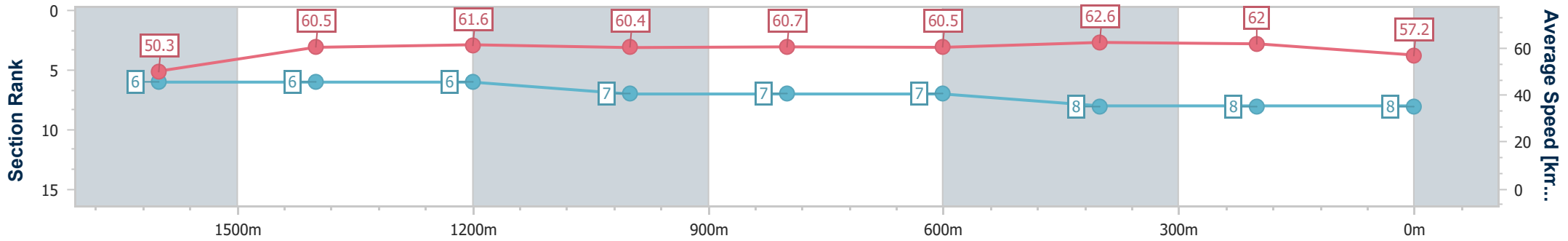
05 November 2024 - 17:25

Track Rating: Good 3, Weather: Fine, Rail Position: +8m Entire



BRISBANE RACING CLUB

Section	Overall	1600m	1400m	1200m	1000m	800m	600m	400m	200m
Section Times	1:52.36 [8] (0:17.16)	1:35.20 [6] (0:11.88)	1:23.32 [6] (0:11.75)	1:11.57 [6] (0:11.92)	0:59.65 [7] (0:11.87)	0:47.78 [7] (0:11.96)	0:35.82 [7] (0:11.55)	0:24.27 [8] (0:11.61)	0:12.66 [8] (0:12.66)
Average Speed [km/h]	50.3	60.5	61.6	60.4	60.7	60.5	62.6	62.0	57.2
Top Speed [km/h]	59.0	61.5	61.8	61.7	61.4	62.4	63.8	63.9	59.1
Avg. Dist. to Rail [m]	1.1	0.6	1.5	1.6	0.5	0.4	1.2	2.6	2.9
Avg. Stride Freq. [Hz]	2.1	2.2	2.2	2.2	2.2	2.2	2.3	2.3	2.2
Avg. Stride Length [m]	6.6	7.7	7.8	7.7	7.7	7.7	7.7	7.6	7.3



- [] Ranking at each section and finish
- .-.- No data available at this section
- NA No data available



Horse/Jockey Name	Adelad
Final Rank	9
Fastest Section Time (Section)	0:11.50 (1600m)
Top Speed [km/h] (Section)	64.2 (1600m)
Race State	Finished



Eagle Farm QLD Professional

Race 9: Ladbrokes Form Genius BM68 Handicap - 1840m

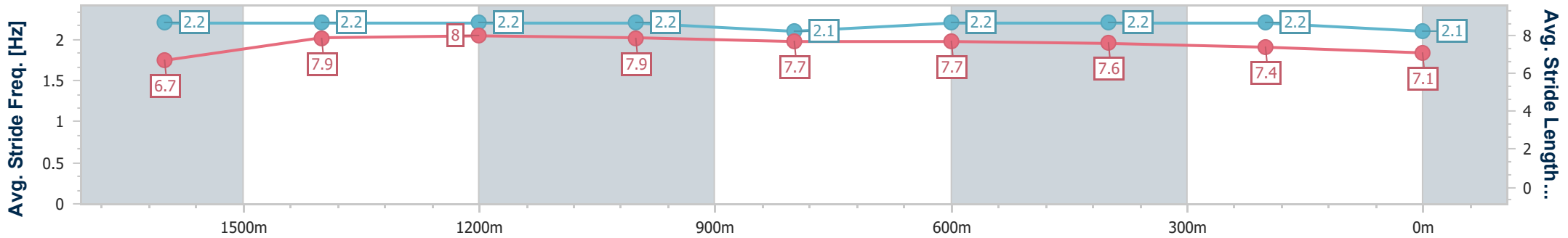
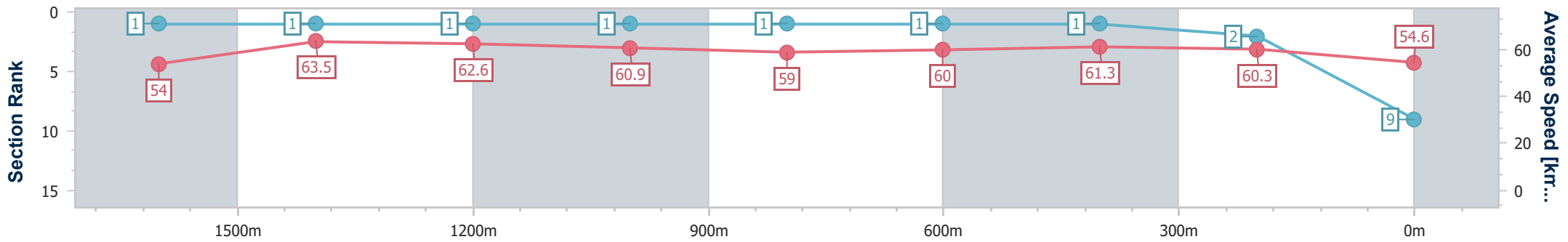
05 November 2024 - 17:25

Track Rating: Good 3, Weather: Fine, Rail Position: +8m Entire



BRISBANE RACING CLUB

Section	Overall	1600m	1400m	1200m	1000m	800m	600m	400m	200m
Section Times	1:52.41 [9] (0:16.33)	1:36.08 [1] (0:11.50)	1:24.58 [1] (0:11.53)	1:13.05 [1] (0:11.85)	1:01.20 [1] (0:12.24)	0:48.96 [1] (0:12.04)	0:36.92 [1] (0:11.71)	0:25.21 [1] (0:11.92)	0:13.29 [2] (0:13.29)
Average Speed [km/h]	54.0	63.5	62.6	60.9	59.0	60.0	61.3	60.3	54.6
Top Speed [km/h]	63.6	64.2	63.4	62.3	59.4	60.8	62.4	62.3	56.8
Avg. Dist. to Rail [m]	7.1	4.3	3.3	2.5	0.6	0.3	0.5	0.4	0.9
Avg. Stride Freq. [Hz]	2.2	2.2	2.2	2.2	2.1	2.2	2.2	2.2	2.1
Avg. Stride Length [m]	6.7	7.9	8.0	7.9	7.7	7.7	7.6	7.4	7.1



- [] Ranking at each section and finish
- .-.- No data available at this section
- NA No data available



Horse/Jockey Name	Houston Rocket
Final Rank	10
Fastest Section Time (Section)	0:11.39 (600m)
Top Speed [km/h] (Section)	65.3 (600m)
Race State	Finished



Eagle Farm QLD Professional

Race 9: Ladbrokes Form Genius BM68 Handicap - 1840m

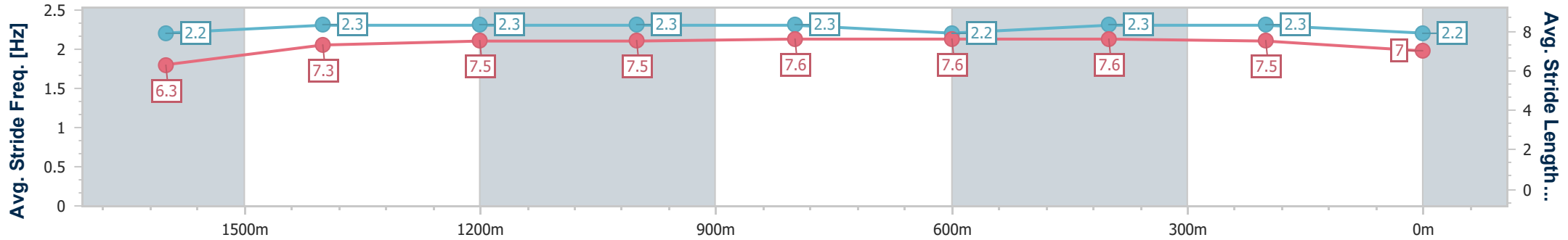
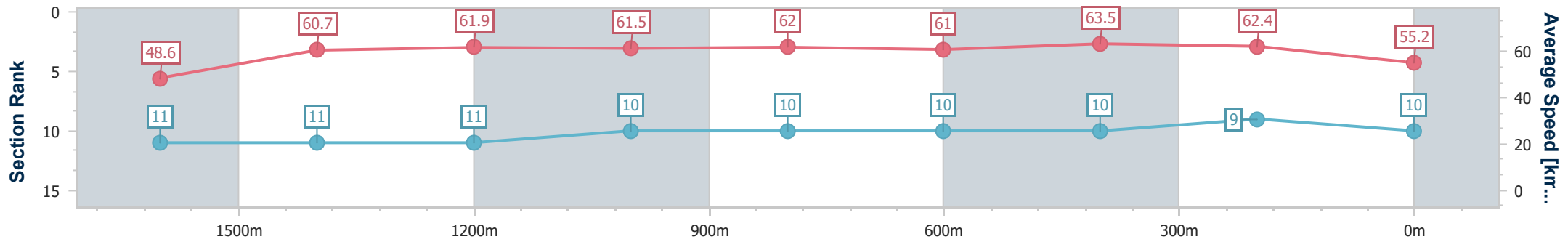
05 November 2024 - 17:25

Track Rating: Good 3, Weather: Fine, Rail Position: +8m Entire



BRISBANE RACING CLUB

Section	Overall	1600m	1400m	1200m	1000m	800m	600m	400m	200m				
Section Times	1:53.02 [10] (0:17.91)	1:35.11 [11] (0:11.98)	1:23.13 [11] (0:11.69)	1:11.44 [11] (0:11.72)	0:59.72 [10] (0:11.75)	0:47.97 [10] (0:11.93)	0:36.04 [10] (0:11.39)	0:24.65 [10] (0:11.58)	0:13.07 [9] (0:13.07)				
Average Speed [km/h]	48.6	60.7	61.9	61.5	62.0	61.0	63.5	62.4	55.2				
Top Speed [km/h]	59.8	62.6	62.3	62.7	62.6	63.0	65.3	65.3	58.9				
Avg. Dist. to Rail [m]	3.6	2.5	3.3	3.7	2.8	1.6	2.0	4.7	4.9				
Avg. Stride Freq. [Hz]	2.2	2.3	2.3	2.3	2.3	2.2	2.3	2.3	2.2				
Avg. Stride Length [m]	6.3	7.3	7.5	7.5	7.6	7.6	7.6	7.5	7.0				



- [] Ranking at each section and finish
- .-.- No data available at this section
- NA No data available



Horse/Jockey Name	Kingfield
Final Rank	11
Fastest Section Time (Section)	0:11.70 (600m)
Top Speed [km/h] (Section)	63.4 (800m)
Race State	Finished



Eagle Farm QLD Professional

Race 9: Ladbrokes Form Genius BM68 Handicap - 1840m

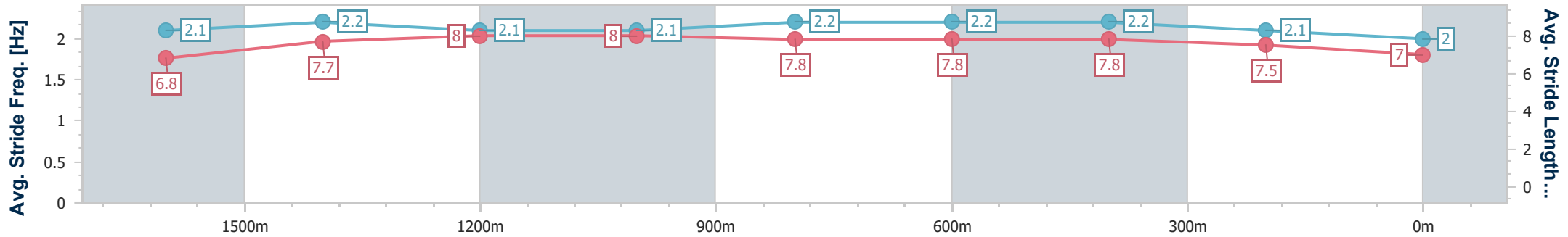
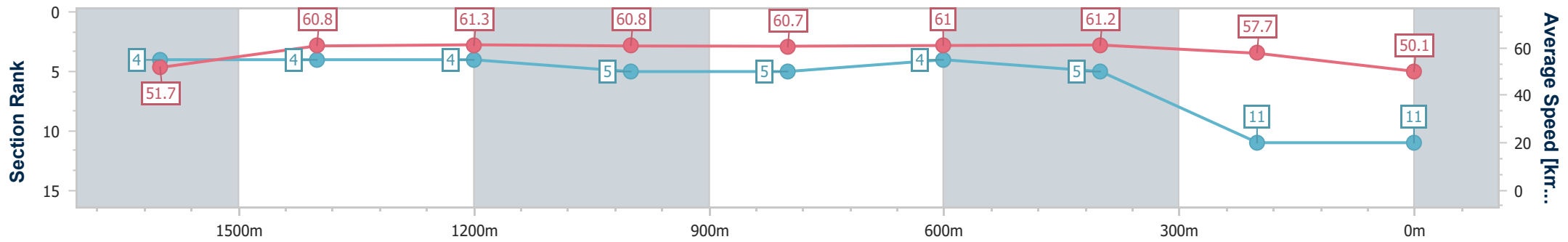
05 November 2024 - 17:25

Track Rating: Good 3, Weather: Fine, Rail Position: +8m Entire



BRISBANE RACING CLUB

Section	Overall	1600m	1400m	1200m	1000m	800m	600m	400m	200m
Section Times	1:54.78 [11] (0:16.85)	1:37.93 [4] (0:11.94)	1:25.99 [4] (0:11.75)	1:14.24 [4] (0:11.87)	1:02.37 [5] (0:11.95)	0:50.42 [5] (0:11.81)	0:38.61 [4] (0:11.70)	0:26.91 [5] (0:12.49)	0:14.42 [11] (0:14.42)
Average Speed [km/h]	51.7	60.8	61.3	60.8	60.7	61.0	61.2	57.7	50.1
Top Speed [km/h]	60.9	62.7	63.1	61.7	61.7	63.4	62.6	60.4	53.8
Avg. Dist. to Rail [m]	2.2	2.6	2.5	2.6	1.7	0.6	1.0	1.0	1.2
Avg. Stride Freq. [Hz]	2.1	2.2	2.1	2.1	2.2	2.2	2.2	2.1	2.0
Avg. Stride Length [m]	6.8	7.7	8.0	8.0	7.8	7.8	7.8	7.5	7.0



- [] Ranking at each section and finish
- .-.- No data available at this section
- NA No data available