



Aquis Park Gold Coast Poly QLD Professional

Race 1: AC-TEC SERVICES QTIS Three-Years-Old Maiden Handicap - 1050m

05 November 2024 - 12:38



Track Rating: Synthetic, Weather: Fine, Rail Position: True

Section		Overall	1000m	800m	600m	400m	200m	Last 600m					
Field Times		1:01.02 (0:05.06)	0:55.96 (0:10.72)	0:45.24 (0:11.01)	0:34.23 (0:11.09)	0:23.14 (0:11.32)	0:11.82 (0:11.82)	0:34.23					
Rank	TAB Horse/Jockey	Barrier	Top Speed [km/h]	Fastest Section							Margin	Distance Travelled [m]	
1	8 AQUATIER Michael Cahill	2	69.7 1000m	0:05.06 Overall	1:01.02 [1] (0:05.06)	0:55.96 [1] (0:10.72)	0:45.24 [1] (0:11.01)	0:34.23 [1] (0:11.09)	0:23.14 [1] (0:11.32)	0:11.82 [1] (0:11.82)	1:01.02	0:34.23	
2	4 TARMAC Jace McMurray	3	70.0 1000m	0:05.07 Overall	1:01.25 [2] (0:05.07)	0:56.18 [2] (0:10.77)	0:45.41 [2] (0:11.04)	0:34.37 [2] (0:11.09)	0:23.28 [2] (0:11.37)	0:11.91 [2] (0:11.91)	1.3L	0:34.37	+2
3	2 BUTWEDID Sariah Champkin	8	69.1 1000m	0:05.25 Overall	1:02.01 [3] (0:05.25)	0:56.76 [5] (0:11.00)	0:45.76 [5] (0:10.86)	0:34.90 [5] (0:11.23)	0:23.67 [3] (0:11.50)	0:12.17 [3] (0:12.17)	5.8L	0:34.90	+3
4	5 MISHANI HITMAN Sean Cormack	4	71.0 1000m	0:05.55 Overall	1:02.25 [4] (0:05.55)	0:56.70 [7] (0:10.73)	0:45.97 [6] (0:10.90)	0:35.07 [6] (0:11.36)	0:23.71 [5] (0:11.58)	0:12.13 [5] (0:12.13)	7.1L	0:35.07	-1
5	1 BILLY BOOM Jai Williams	5	70.7 1000m	0:05.16 Overall	1:02.27 [5] (0:05.16)	0:57.11 [4] (0:10.94)	0:46.17 [4] (0:10.96)	0:35.21 [3] (0:11.29)	0:23.92 [4] (0:11.63)	0:12.29 [4] (0:12.29)	7.2L	0:35.21	-3
6	7 SKYPORT LANE Kirk Matheson	7	68.2 800m	0:05.35 Overall	1:02.77 [6] (0:05.35)	0:57.42 [6] (0:11.12)	0:46.30 [7] (0:10.85)	0:35.45 [7] (0:11.36)	0:24.09 [7] (0:11.74)	0:12.35 [6] (0:12.35)	10L	0:35.45	+1
7	6 THE BLAZE Amy Graham	1	68.5 1000m	0:05.15 Overall	1:04.06 [7] (0:05.15)	0:58.91 [3] (0:10.92)	0:47.99 [3] (0:11.00)	0:36.99 [4] (0:11.53)	0:25.46 [6] (0:12.31)	0:13.15 [7] (0:13.15)	17.5L	0:36.99	-4

Scratched: Gettin'hotinhere (#3)

[] Ranking at each section and finish
 -:-:- No data available at this section
 NA No data available

SCN Saddle cloth number
 DNF Did not finish
 DNT Did not track



Horse/Jockey Name	Aquatier
Final Rank	1
Fastest Section Time (Section)	0:05.06 (Overall)
Top Speed [km/h] (Section)	69.7 (1000m)
Race State	Finished



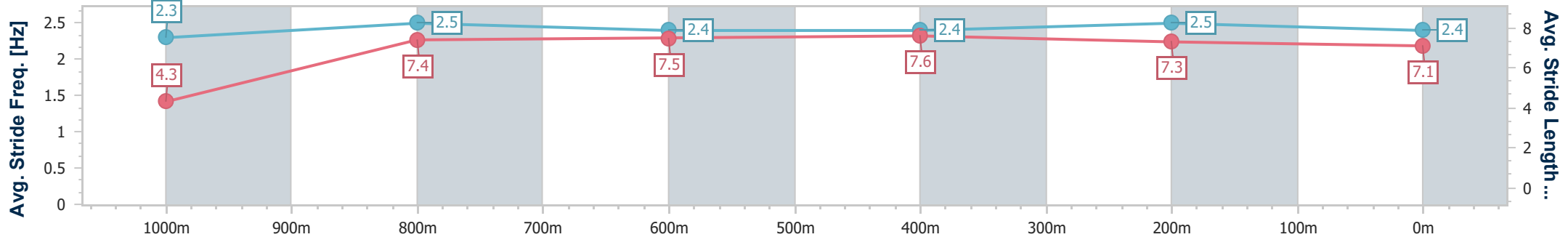
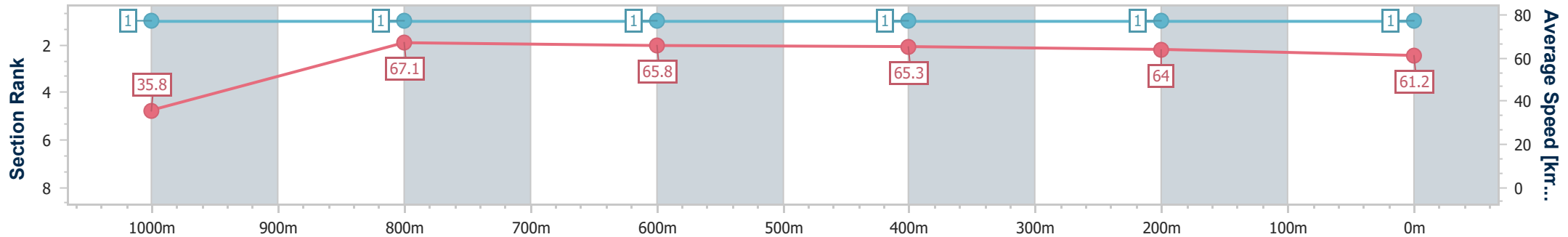
Aquis Park Gold Coast Poly QLD Professional
Race 1: AC-TEC SERVICES QTIS Three-Years-Old Maiden
Handicap - 1050m



05 November 2024 - 12:38

Track Rating: Synthetic, Weather: Fine, Rail Position: True

Section	Overall	1000m	800m	600m	400m	200m
Section Times	1:01.02 [1] (0:05.06)	0:55.96 [1] (0:10.72)	0:45.24 [1] (0:11.01)	0:34.23 [1] (0:11.09)	0:23.14 [1] (0:11.32)	0:11.82 [1] (0:11.82)
Average Speed [km/h]	35.8	67.1	65.8	65.3	64.0	61.2
Top Speed [km/h]	57.6	69.7	69.1	67.4	64.5	63.8
Avg. Dist. to Rail [m]	2.3	1.0	1.5	1.6	2.0	2.1
Avg. Stride Freq. [Hz]	2.3	2.5	2.4	2.4	2.5	2.4
Avg. Stride Length [m]	4.3	7.4	7.5	7.6	7.3	7.1



- [] Ranking at each section and finish
- .-.- No data available at this section
- NA No data available



Horse/Jockey Name	Tarmac
Final Rank	2
Fastest Section Time (Section)	0:05.07 (Overall)
Top Speed [km/h] (Section)	70.0 (1000m)
Race State	Finished



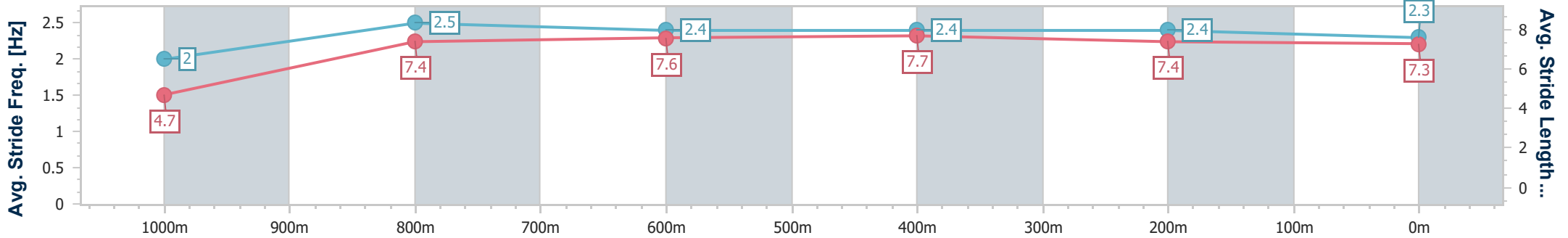
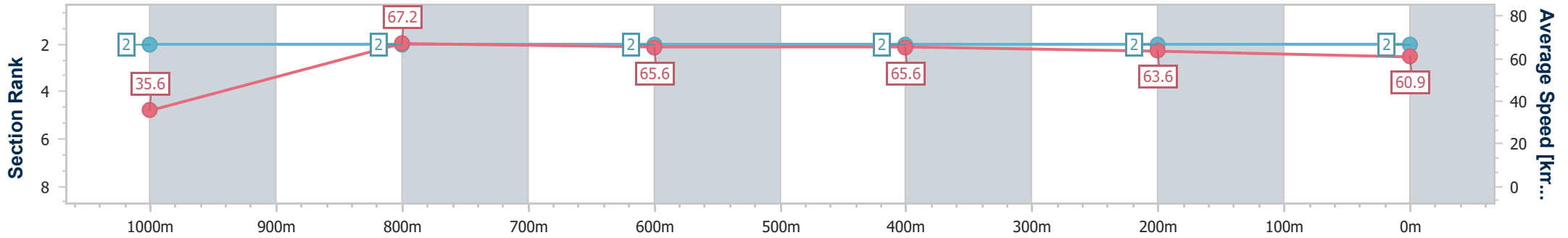
Aquis Park Gold Coast Poly QLD Professional
 Race 1: AC-TEC SERVICES QTIS Three-Years-Old Maiden
 Handicap - 1050m



05 November 2024 - 12:38

Track Rating: Synthetic, Weather: Fine, Rail Position: True

Section	Overall	1000m	800m	600m	400m	200m
Section Times	1:01.25 [2] (0:05.07)	0:56.18 [2] (0:10.77)	0:45.41 [2] (0:11.04)	0:34.37 [2] (0:11.09)	0:23.28 [2] (0:11.37)	0:11.91 [2] (0:11.91)
Average Speed [km/h]	35.6	67.2	65.6	65.6	63.6	60.9
Top Speed [km/h]	58.8	70.0	68.0	67.4	65.2	63.2
Avg. Dist. to Rail [m]	2.8	1.5	1.2	2.2	3.4	4.1
Avg. Stride Freq. [Hz]	2.0	2.5	2.4	2.4	2.4	2.3
Avg. Stride Length [m]	4.7	7.4	7.6	7.7	7.4	7.3



- [] Ranking at each section and finish
- .-.- No data available at this section
- NA No data available



Horse/Jockey Name	Butwedid
Final Rank	3
Fastest Section Time (Section)	0:05.25 (Overall)
Top Speed [km/h] (Section)	69.1 (1000m)
Race State	Finished



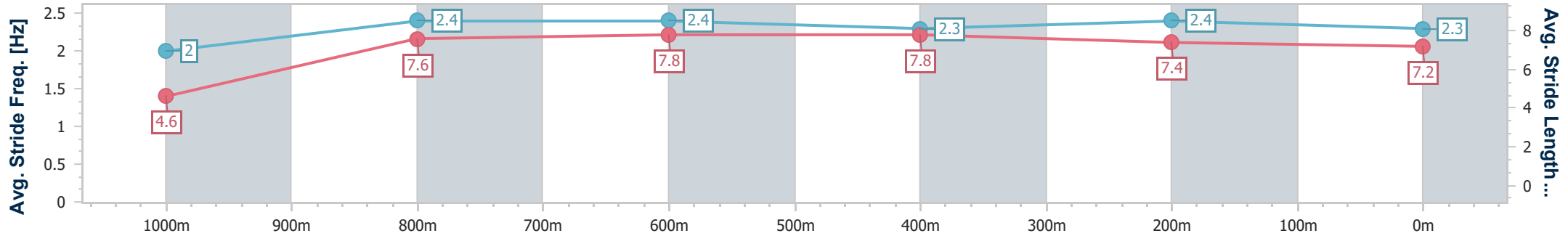
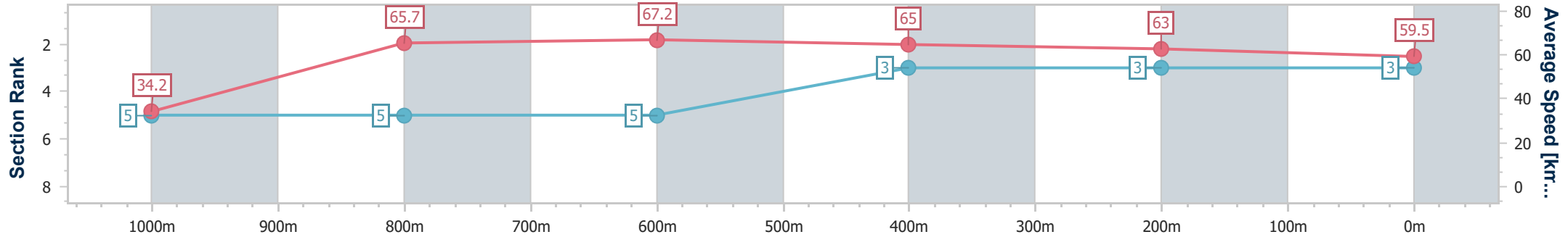
Aquis Park Gold Coast Poly QLD Professional
Race 1: AC-TEC SERVICES QTIS Three-Years-Old Maiden Handicap - 1050m



05 November 2024 - 12:38

Track Rating: Synthetic, Weather: Fine, Rail Position: True

Section	Overall	1000m	800m	600m	400m	200m
Section Times	1:02.01 [3] (0:05.25)	0:56.76 [5] (0:11.00)	0:45.76 [5] (0:10.86)	0:34.90 [5] (0:11.23)	0:23.67 [3] (0:11.50)	0:12.17 [3] (0:12.17)
Average Speed [km/h]	34.2	65.7	67.2	65.0	63.0	59.5
Top Speed [km/h]	57.1	69.1	69.1	65.6	64.1	62.0
Avg. Dist. to Rail [m]	6.1	2.3	2.0	2.8	4.5	5.8
Avg. Stride Freq. [Hz]	2.0	2.4	2.4	2.3	2.4	2.3
Avg. Stride Length [m]	4.6	7.6	7.8	7.8	7.4	7.2



- [] Ranking at each section and finish
- .-.- No data available at this section
- NA No data available



Horse/Jockey Name	Mishani Hitman
Final Rank	4
Fastest Section Time (Section)	0:05.55 (Overall)
Top Speed [km/h] (Section)	71.0 (1000m)
Race State	Finished



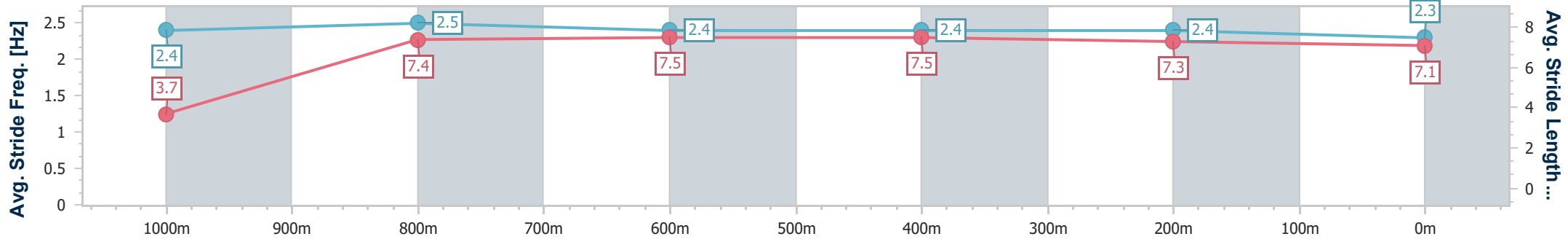
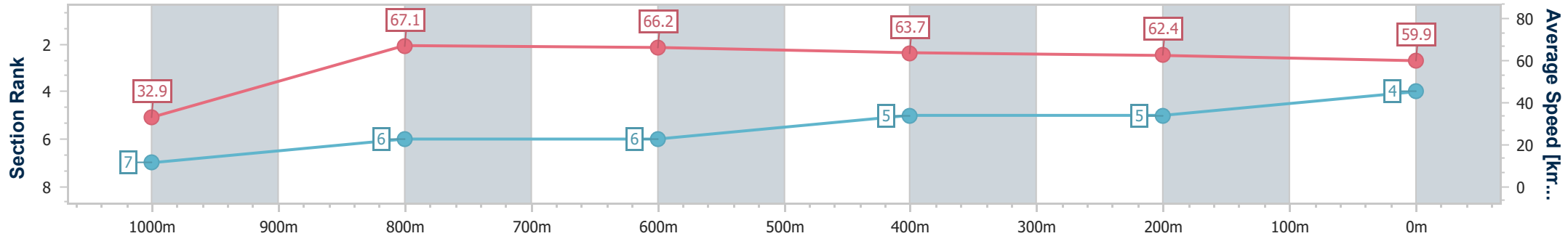
Aquis Park Gold Coast Poly QLD Professional
Race 1: AC-TEC SERVICES QTIS Three-Years-Old Maiden Handicap - 1050m



05 November 2024 - 12:38

Track Rating: Synthetic, Weather: Fine, Rail Position: True

Section	Overall	1000m	800m	600m	400m	200m
Section Times	1:02.25 [4] (0:05.55)	0:56.70 [7] (0:10.73)	0:45.97 [6] (0:10.90)	0:35.07 [6] (0:11.36)	0:23.71 [5] (0:11.58)	0:12.13 [5] (0:12.13)
Average Speed [km/h]	32.9	67.1	66.2	63.7	62.4	59.9
Top Speed [km/h]	56.4	71.0	68.0	65.4	64.0	62.6
Avg. Dist. to Rail [m]	3.2	0.7	0.6	0.7	4.1	7.1
Avg. Stride Freq. [Hz]	2.4	2.5	2.4	2.4	2.4	2.3
Avg. Stride Length [m]	3.7	7.4	7.5	7.5	7.3	7.1



- [] Ranking at each section and finish
- .-.- No data available at this section
- NA No data available



Horse/Jockey Name	Billy Boom
Final Rank	5
Fastest Section Time (Section)	0:05.16 (Overall)
Top Speed [km/h] (Section)	70.7 (1000m)
Race State	Finished



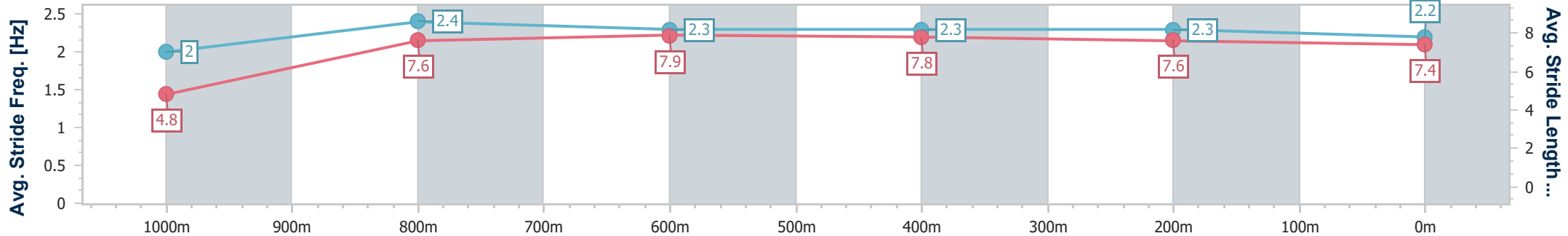
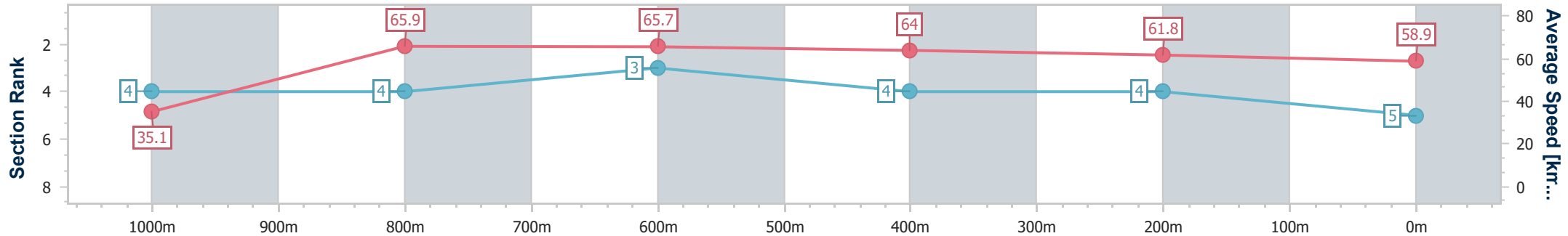
Aquis Park Gold Coast Poly QLD Professional
 Race 1: AC-TEC SERVICES QTIS Three-Years-Old Maiden
 Handicap - 1050m



05 November 2024 - 12:38

Track Rating: Synthetic, Weather: Fine, Rail Position: True

Section	Overall	1000m	800m	600m	400m	200m
Section Times	1:02.27 [5] (0:05.16)	0:57.11 [4] (0:10.94)	0:46.17 [4] (0:10.96)	0:35.21 [3] (0:11.29)	0:23.92 [4] (0:11.63)	0:12.29 [4] (0:12.29)
Average Speed [km/h]	35.1	65.9	65.7	64.0	61.8	58.9
Top Speed [km/h]	55.3	70.7	67.4	66.0	62.7	61.7
Avg. Dist. to Rail [m]	4.1	0.9	0.3	0.6	0.5	0.2
Avg. Stride Freq. [Hz]	2.0	2.4	2.3	2.3	2.3	2.2
Avg. Stride Length [m]	4.8	7.6	7.9	7.8	7.6	7.4



- [] Ranking at each section and finish
- .-.- No data available at this section
- NA No data available



Horse/Jockey Name	Skyport Lane
Final Rank	6
Fastest Section Time (Section)	0:05.35 (Overall)
Top Speed [km/h] (Section)	68.2 (800m)
Race State	Finished



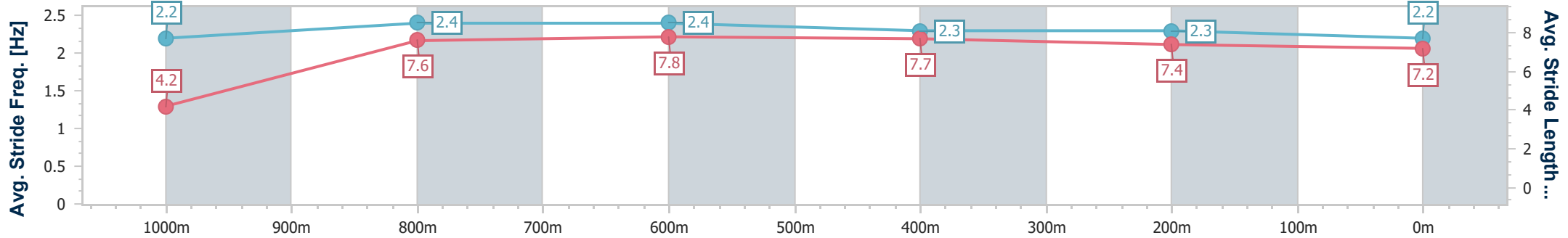
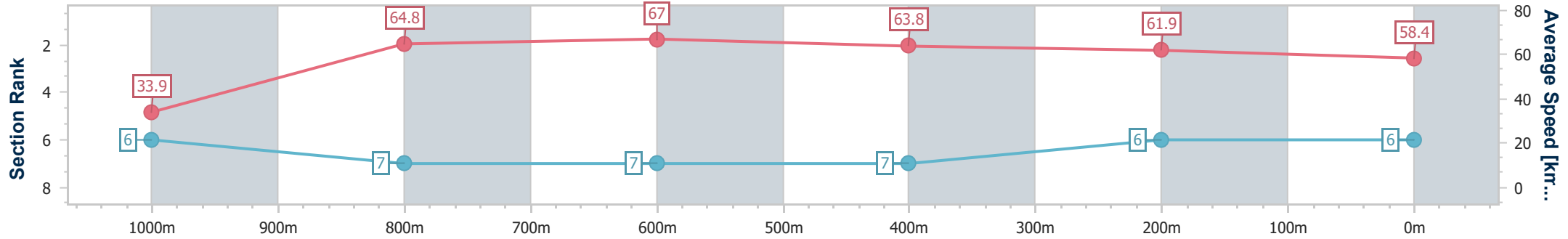
Aquis Park Gold Coast Poly QLD Professional
Race 1: AC-TEC SERVICES QTIS Three-Years-Old Maiden
Handicap - 1050m



05 November 2024 - 12:38

Track Rating: Synthetic, Weather: Fine, Rail Position: True

Section	Overall	1000m	800m	600m	400m	200m
Section Times	1:02.77 [6] (0:05.35)	0:57.42 [6] (0:11.12)	0:46.30 [7] (0:10.85)	0:35.45 [7] (0:11.36)	0:24.09 [7] (0:11.74)	0:12.35 [6] (0:12.35)
Average Speed [km/h]	33.9	64.8	67.0	63.8	61.9	58.4
Top Speed [km/h]	55.7	67.8	68.2	65.5	63.1	61.0
Avg. Dist. to Rail [m]	5.0	1.8	0.9	1.8	4.8	5.9
Avg. Stride Freq. [Hz]	2.2	2.4	2.4	2.3	2.3	2.2
Avg. Stride Length [m]	4.2	7.6	7.8	7.7	7.4	7.2



- [] Ranking at each section and finish
- .-.-.- No data available at this section
- NA No data available



Horse/Jockey Name	The Blaze
Final Rank	7
Fastest Section Time (Section)	0:05.15 (Overall)
Top Speed [km/h] (Section)	68.5 (1000m)
Race State	Finished



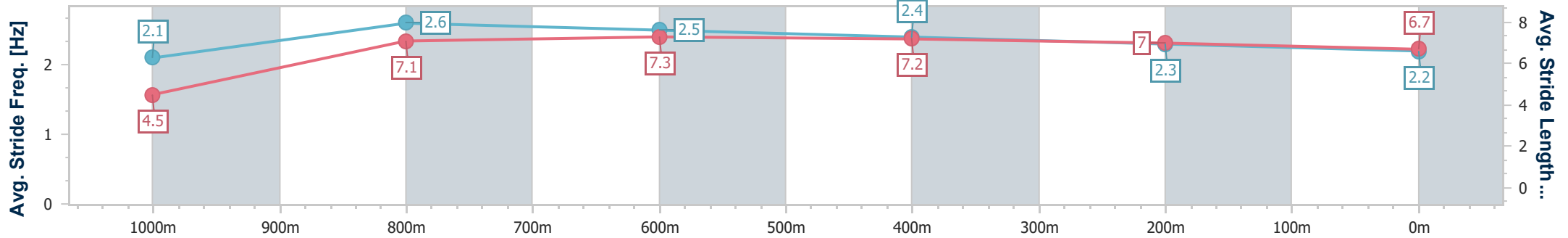
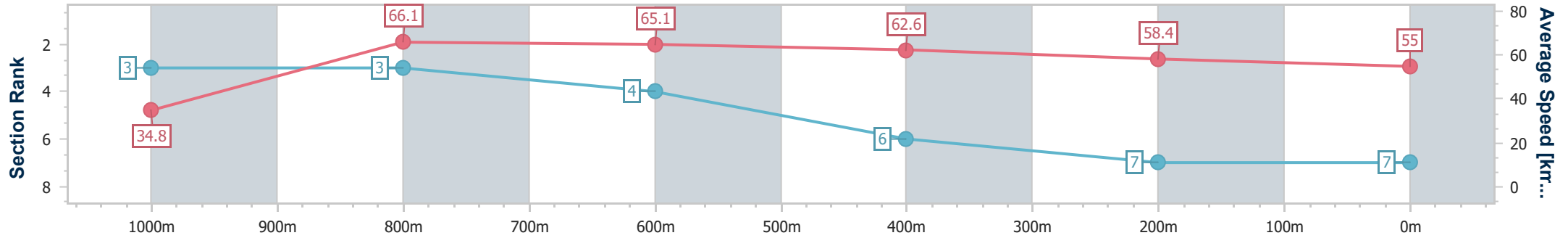
Aquis Park Gold Coast Poly QLD Professional
Race 1: AC-TEC SERVICES QTIS Three-Years-Old Maiden Handicap - 1050m



05 November 2024 - 12:38

Track Rating: Synthetic, Weather: Fine, Rail Position: True

Section	Overall	1000m	800m	600m	400m	200m
Section Times	1:04.06 [7] (0:05.15)	0:58.91 [3] (0:10.92)	0:47.99 [3] (0:11.00)	0:36.99 [4] (0:11.53)	0:25.46 [6] (0:12.31)	0:13.15 [7] (0:13.15)
Average Speed [km/h]	34.8	66.1	65.1	62.6	58.4	55.0
Top Speed [km/h]	57.0	68.5	67.9	64.3	59.5	57.8
Avg. Dist. to Rail [m]	1.0	0.2	0.4	0.2	0.2	0.4
Avg. Stride Freq. [Hz]	2.1	2.6	2.5	2.4	2.3	2.2
Avg. Stride Length [m]	4.5	7.1	7.3	7.2	7.0	6.7



- [] Ranking at each section and finish
- .-.- No data available at this section
- NA No data available