

# Toowoomba QLD Professional

## Race 3: Subzero Airconditioning Class 3 Handicap - 1300m

02 November 2024 - 19:12



Track Rating: Good 4, Weather: Fine, Rail Position: +3m 800m-300m, +5m Remainder

Section		Overall	1200m	1000m	800m	600m	400m	Last 600m				
Field Times		1:18.07 (0:08.05)	1:10.02 (0:10.67)	0:59.35 (0:11.20)	0:48.15 (0:11.73)	0:36.42 (0:12.15)	0:24.27 (0:12.12)	0:36.42				
Rank	TAB Horse/Jockey	Barrier	Top Speed [km/h]	Fastest Section	Distance Travelled [m]							
1	5 HARBOURMASTER Rob Thorburn	4	67.6 1200m	0:08.31 Overall	1:18.07 [1] (0:08.31)	1:09.76 [5] (0:10.86)	0:58.90 [4] (0:11.21)	0:47.69 [4] (0:11.66)	0:36.03 [3] (0:12.01)	0:24.02 [3] (0:11.91)	0:36.03	
2	3 THE DEPUTY Georgina Cartwright	5	67.7 1200m	0:08.28 Overall	1:18.51 [2] (0:08.28)	1:10.23 [4] (0:11.03)	0:59.20 [5] (0:11.25)	0:47.95 [5] (0:11.52)	0:36.43 [5] (0:12.08)	0:24.35 [5] (0:11.92)	0:36.43	+5
3	6 PUREZZA Les Tilley	6	68.4 1200m	0:08.05 Overall	1:18.56 [3] (0:08.05)	1:10.51 [1] (0:10.70)	0:59.81 [2] (0:11.17)	0:48.64 [1] (0:11.73)	0:36.91 [1] (0:12.24)	0:24.67 [2] (0:12.04)	0:36.91	-6
4	2 TALANA Chelsea Baker	8	68.6 1200m	0:08.06 Overall	1:18.57 [4] (0:08.06)	1:10.51 [2] (0:10.66)	0:59.85 [1] (0:11.28)	0:48.57 [2] (0:11.74)	0:36.83 [2] (0:12.06)	0:24.77 [1] (0:12.12)	0:36.83	-2
5	4 NEW MAHER Nozi Tomizawa	2	67.8 1200m	0:08.20 Overall	1:18.91 [5] (0:08.20)	1:10.71 [3] (0:10.89)	0:59.82 [3] (0:11.26)	0:48.56 [3] (0:11.72)	0:36.84 [4] (0:12.03)	0:24.81 [4] (0:12.20)	0:36.84	-6
6	7 DOWN THE BARREL Kenji Yoshida	7	67.3 1200m	0:08.61 Overall	1:19.86 [6] (0:08.61)	1:11.25 [6] (0:11.02)	1:00.23 [6] (0:11.13)	0:49.10 [6] (0:11.58)	0:37.52 [6] (0:12.07)	0:25.45 [6] (0:12.28)	0:37.52	-5

Scratched: Badgers Nuts (#1), Duchess Bree (#8)



# Toowoomba QLD Professional

## Race 3: Subzero Airconditioning Class 3 Handicap - 1300m

02 November 2024 - 19:12



Track Rating: Good 4, Weather: Fine, Rail Position: +3m 800m-300m, +5m Remainder

Section							200m			Last 600m
Field Times							0:12.15 (0:12.15)			0:36.42
Rank	TAB	Horse/Jockey	Barrier	Top Speed [km/h]	Fastest Section	Margin			Distance Travelled [m]	
1	5	<b>HARBOURMASTER</b> Rob Thorburn	4	67.6 1200m	0:08.31 Overall	0:12.11 [3] (0:12.11)	1:18.07		0:36.03	
2	3	<b>THE DEPUTY</b> Georgina Cartwright	5	67.7 1200m	0:08.28 Overall	0:12.43 [4] (0:12.43)	2.5L		0:36.43 +5	
3	6	<b>PUREZZA</b> Les Tilley	6	68.4 1200m	0:08.05 Overall	0:12.63 [2] (0:12.63)	2.7L		0:36.91 -6	
4	2	<b>TALANA</b> Chelsea Baker	8	68.6 1200m	0:08.06 Overall	0:12.65 [1] (0:12.65)	2.8L		0:36.83 -2	
5	4	<b>NEW MAHER</b> Nozi Tomizawa	2	67.8 1200m	0:08.20 Overall	0:12.61 [5] (0:12.61)	4.6L		0:36.84 -6	
6	7	<b>DOWN THE BARREL</b> Kenji Yoshida	7	67.3 1200m	0:08.61 Overall	0:13.17 [6] (0:13.17)	10.1L		0:37.52 -5	

Scratched: Badgers Nuts (#1), Duchess Bree (#8)



Horse/Jockey Name	Harbourmaster
Final Rank	1
Fastest Section Time (Section)	0:08.31 (Overall)
Top Speed [km/h] (Section)	67.6 (1200m)
Race State	Finished



### Toowoomba QLD Professional

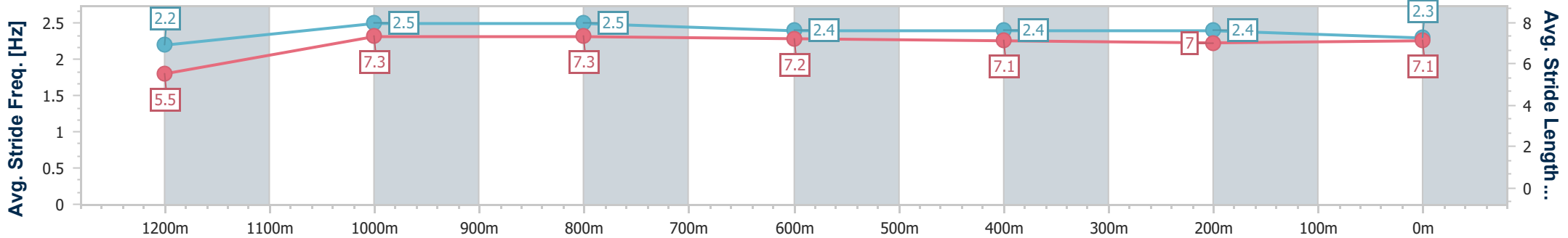
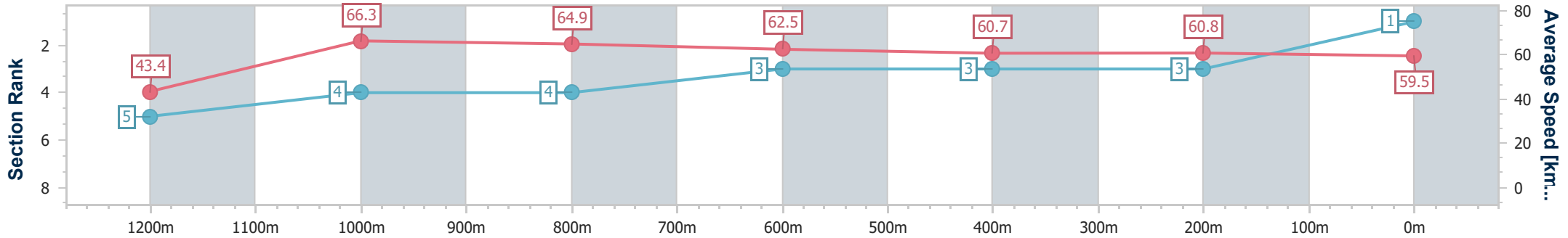
Race 3: Subzero Airconditioning Class 3 Handicap - 1300m

02 November 2024 - 19:12

Track Rating: Good 4, Weather: Fine, Rail Position: +3m 800m-300m, +5m Remainder



Section	Overall	1200m	1000m	800m	600m	400m	200m
Section Times	1:18.07 [1] (0:08.31)	1:09.76 [5] (0:10.86)	0:58.90 [4] (0:11.21)	0:47.69 [4] (0:11.66)	0:36.03 [3] (0:12.01)	0:24.02 [3] (0:11.91)	0:12.11 [3] (0:12.11)
Average Speed [km/h]	43.4	66.3	64.9	62.5	60.7	60.8	59.5
Top Speed [km/h]	64.2	67.6	67.3	64.2	62.6	61.9	60.6
Avg. Dist. to Rail [m]	3.9	1.6	2.5	3.0	2.9	1.6	1.3
Avg. Stride Freq. [Hz]	2.2	2.5	2.5	2.4	2.4	2.4	2.3
Avg. Stride Length [m]	5.5	7.3	7.3	7.2	7.1	7.0	7.1



- [ ] Ranking at each section and finish
- .-.- No data available at this section
- NA No data available



Horse/Jockey Name	The Deputy
Final Rank	2
Fastest Section Time (Section)	0:08.28 (Overall)
Top Speed [km/h] (Section)	67.7 (1200m)
Race State	Finished



### Toowoomba QLD Professional

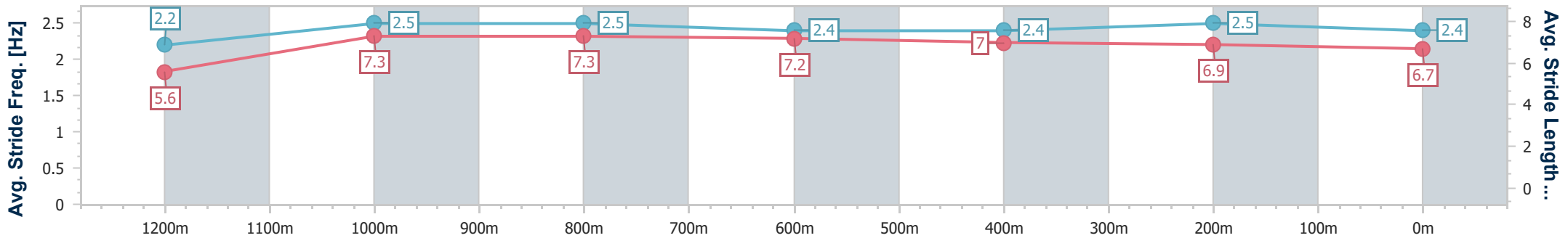
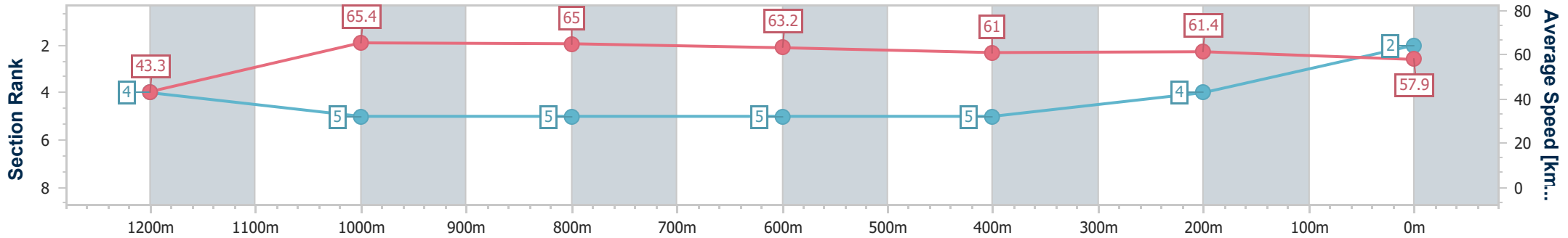
Race 3: Subzero Airconditioning Class 3 Handicap - 1300m

02 November 2024 - 19:12

Track Rating: Good 4, Weather: Fine, Rail Position: +3m 800m-300m, +5m Remainder



Section	Overall	1200m	1000m	800m	600m	400m	200m
Section Times	1:18.51 [2] (0:08.28)	1:10.23 [4] (0:11.03)	0:59.20 [5] (0:11.25)	0:47.95 [5] (0:11.52)	0:36.43 [5] (0:12.08)	0:24.35 [5] (0:11.92)	0:12.43 [4] (0:12.43)
Average Speed [km/h]	43.3	65.4	65.0	63.2	61.0	61.4	57.9
Top Speed [km/h]	61.9	67.7	66.5	65.5	63.0	61.9	61.3
Avg. Dist. to Rail [m]	6.5	3.2	3.9	3.5	4.5	3.6	2.3
Avg. Stride Freq. [Hz]	2.2	2.5	2.5	2.4	2.4	2.5	2.4
Avg. Stride Length [m]	5.6	7.3	7.3	7.2	7.0	6.9	6.7



- [ ] Ranking at each section and finish
- .-.- No data available at this section
- NA No data available



Horse/Jockey Name	Purezza
Final Rank	3
Fastest Section Time (Section)	0:08.05 (Overall)
Top Speed [km/h] (Section)	68.4 (1200m)
Race State	Finished



### Toowoomba QLD Professional

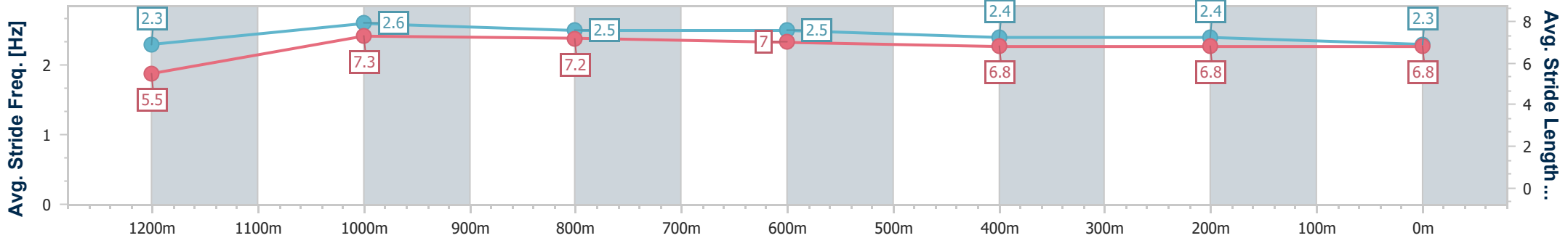
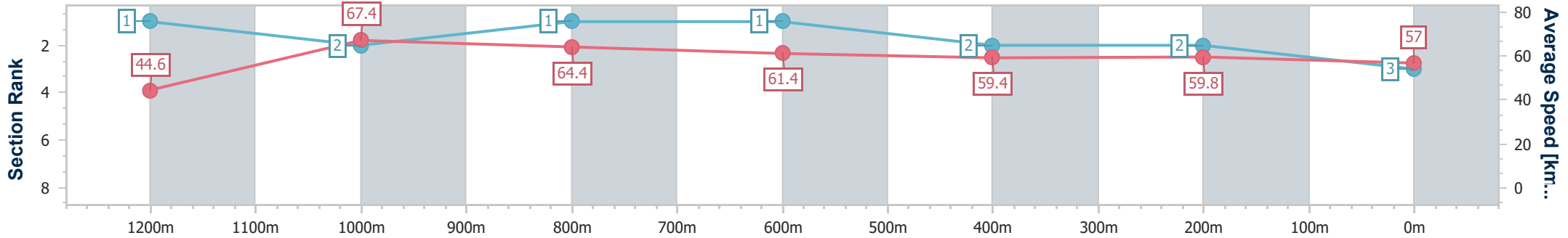
Race 3: Subzero Airconditioning Class 3 Handicap - 1300m

02 November 2024 - 19:12

Track Rating: Good 4, Weather: Fine, Rail Position: +3m 800m-300m, +5m Remainder



Section	Overall	1200m	1000m	800m	600m	400m	200m
Section Times	1:18.56 [3] (0:08.05)	1:10.51 [1] (0:10.70)	0:59.81 [2] (0:11.17)	0:48.64 [1] (0:11.73)	0:36.91 [1] (0:12.24)	0:24.67 [2] (0:12.04)	0:12.63 [2] (0:12.63)
Average Speed [km/h]	44.6	67.4	64.4	61.4	59.4	59.8	57.0
Top Speed [km/h]	64.6	68.4	65.9	62.7	61.7	61.3	58.5
Avg. Dist. to Rail [m]	6.3	0.5	0.7	1.1	1.7	1.0	1.9
Avg. Stride Freq. [Hz]	2.3	2.6	2.5	2.5	2.4	2.4	2.3
Avg. Stride Length [m]	5.5	7.3	7.2	7.0	6.8	6.8	6.8



- [ ] Ranking at each section and finish
- .-.- No data available at this section
- NA No data available



Horse/Jockey Name	Talana
Final Rank	4
Fastest Section Time (Section)	0:08.06 (Overall)
Top Speed [km/h] (Section)	68.6 (1200m)
Race State	Finished



### Toowoomba QLD Professional

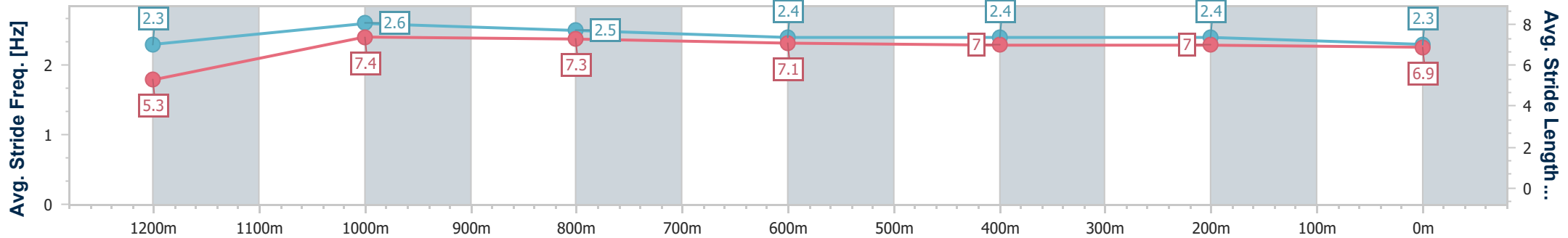
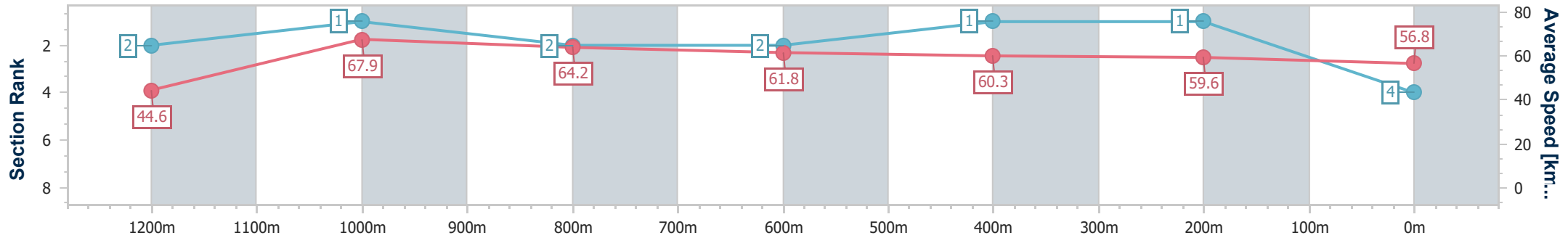
Race 3: Subzero Airconditioning Class 3 Handicap - 1300m

02 November 2024 - 19:12

Track Rating: Good 4, Weather: Fine, Rail Position: +3m 800m-300m, +5m Remainder



Section	Overall	1200m	1000m	800m	600m	400m	200m
Section Times	1:18.57 [4] (0:08.06)	1:10.51 [2] (0:10.66)	0:59.85 [1] (0:11.28)	0:48.57 [2] (0:11.74)	0:36.83 [2] (0:12.06)	0:24.77 [1] (0:12.12)	0:12.65 [1] (0:12.65)
Average Speed [km/h]	44.6	67.9	64.2	61.8	60.3	59.6	56.8
Top Speed [km/h]	65.2	68.6	65.7	63.2	61.7	61.2	58.5
Avg. Dist. to Rail [m]	8.3	2.7	2.3	2.2	2.1	0.6	0.5
Avg. Stride Freq. [Hz]	2.3	2.6	2.5	2.4	2.4	2.4	2.3
Avg. Stride Length [m]	5.3	7.4	7.3	7.1	7.0	7.0	6.9



- [ ] Ranking at each section and finish
- .-.- No data available at this section
- NA No data available



Horse/Jockey Name	New Maher
Final Rank	5
Fastest Section Time (Section)	0:08.20 (Overall)
Top Speed [km/h] (Section)	67.8 (1200m)
Race State	Finished



### Toowoomba QLD Professional

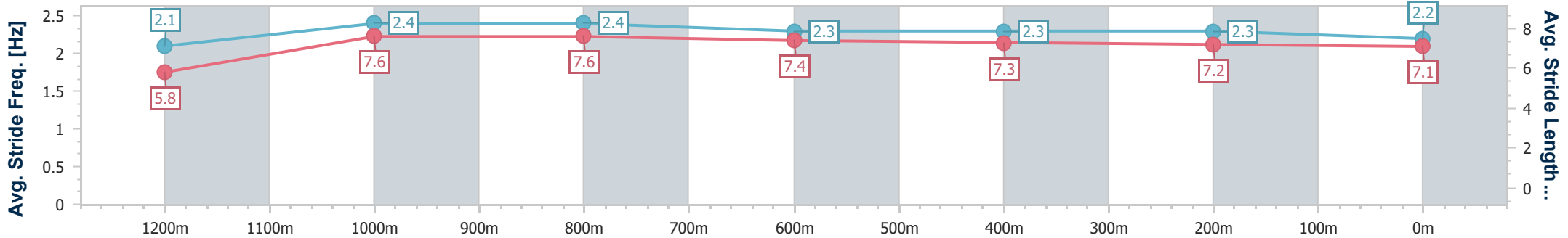
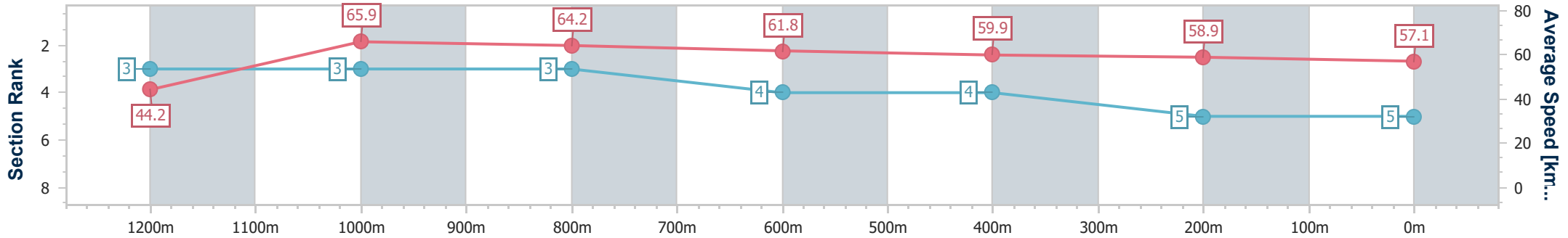
Race 3: Subzero Airconditioning Class 3 Handicap - 1300m

02 November 2024 - 19:12

Track Rating: Good 4, Weather: Fine, Rail Position: +3m 800m-300m, +5m Remainder



Section	Overall	1200m	1000m	800m	600m	400m	200m
Section Times	1:18.91 [5] (0:08.20)	1:10.71 [3] (0:10.89)	0:59.82 [3] (0:11.26)	0:48.56 [3] (0:11.72)	0:36.84 [4] (0:12.03)	0:24.81 [4] (0:12.20)	0:12.61 [5] (0:12.61)
Average Speed [km/h]	44.2	65.9	64.2	61.8	59.9	58.9	57.1
Top Speed [km/h]	62.1	67.8	66.7	62.8	61.5	59.4	57.9
Avg. Dist. to Rail [m]	2.7	0.6	1.1	0.8	0.5	0.6	0.3
Avg. Stride Freq. [Hz]	2.1	2.4	2.4	2.3	2.3	2.3	2.2
Avg. Stride Length [m]	5.8	7.6	7.6	7.4	7.3	7.2	7.1



- [ ] Ranking at each section and finish
- .-.- No data available at this section
- NA No data available



Horse/Jockey Name	Down The Barrel
Final Rank	6
Fastest Section Time (Section)	0:08.61 (Overall)
Top Speed [km/h] (Section)	67.3 (1200m)
Race State	Finished



### Toowoomba QLD Professional

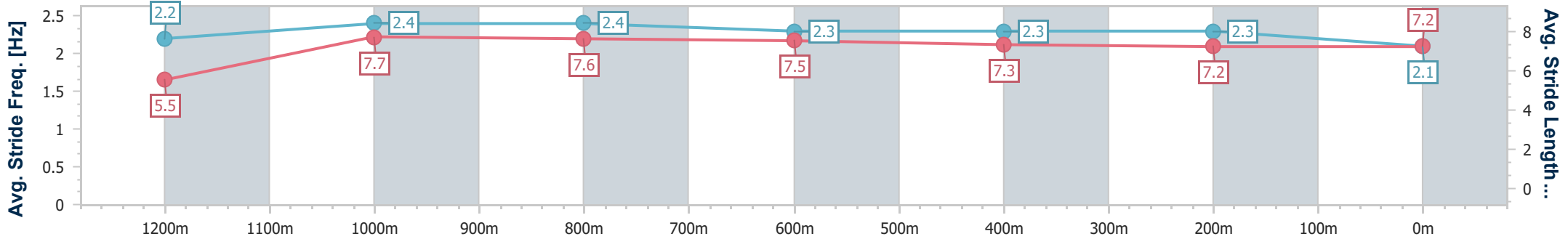
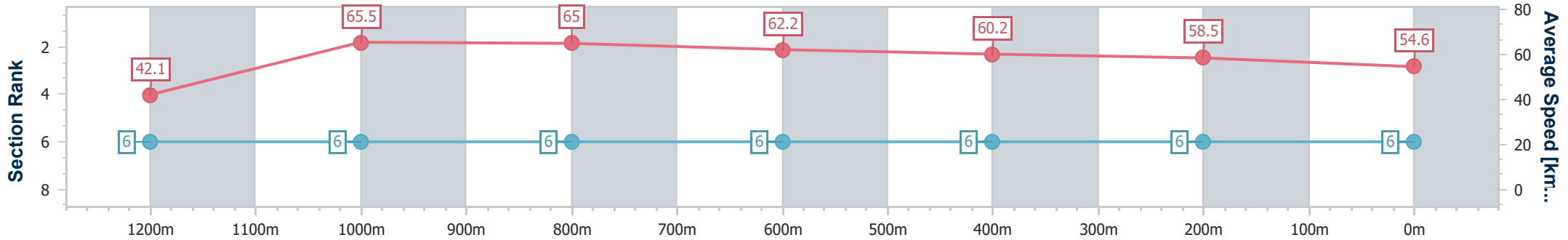
Race 3: Subzero Airconditioning Class 3 Handicap - 1300m

02 November 2024 - 19:12

Track Rating: Good 4, Weather: Fine, Rail Position: +3m 800m-300m, +5m Remainder



Section	Overall	1200m	1000m	800m	600m	400m	200m
Section Times	1:19.86 [6] (0:08.61)	1:11.25 [6] (0:11.02)	1:00.23 [6] (0:11.13)	0:49.10 [6] (0:11.58)	0:37.52 [6] (0:12.07)	0:25.45 [6] (0:12.28)	0:13.17 [6] (0:13.17)
Average Speed [km/h]	42.1	65.5	65.0	62.2	60.2	58.5	54.6
Top Speed [km/h]	61.8	67.3	66.2	64.2	61.0	59.5	57.9
Avg. Dist. to Rail [m]	7.8	2.1	1.9	0.4	1.1	0.5	0.3
Avg. Stride Freq. [Hz]	2.2	2.4	2.4	2.3	2.3	2.3	2.1
Avg. Stride Length [m]	5.5	7.7	7.6	7.5	7.3	7.2	7.2



- [ ] Ranking at each section and finish
- .-.- No data available at this section
- NA No data available