



Toowoomba QLD Professional

Race 2: 1Equine - For the Equine Athlete BENCHMARK 62 Handicap - 1625m

02 November 2024 - 18:38



Track Rating: Good 4, Weather: Fine, Rail Position: +3m 800m-300m, +5m Remainder

Section														
Field Times	Overall	1400m	1200m	1000m	800m	600m	400m	Last 600m						
	1:39.61 (0:15.96)	1:23.65 (0:11.32)	1:12.33 (0:11.85)	1:00.48 (0:12.17)	0:48.31 (0:11.98)	0:36.33 (0:12.10)	0:24.23 (0:12.07)	0:36.33						
Rank	TAB	Horse/Jockey	Barrier	Top Speed [km/h]	Fastest Section									Distance Travelled [m]
1	1	NERANO Dylan Bennett	6	66.3	0:11.32	1:39.61 [1] (0:15.96)	1:23.65 [1] (0:11.32)	1:12.33 [1] (0:11.85)	1:00.48 [1] (0:12.17)	0:48.31 [1] (0:11.98)	0:36.33 [1] (0:12.10)	0:24.23 [1] (0:12.07)	0:36.33	
2	8	SAVVY BEE Rob Thorburn	2	67.0	0:11.75	1:39.93 [2] (0:16.32)	1:23.61 [6] (0:11.75)	1:11.86 [6] (0:11.91)	0:59.95 [6] (0:12.04)	0:47.91 [6] (0:12.01)	0:35.90 [5] (0:12.21)	0:23.69 [4] (0:11.94)	0:35.90	+0
3	7	PICADOR Chelsea Baker	5	63.9	0:11.59	1:40.09 [3] (0:16.19)	1:23.90 [3] (0:11.59)	1:12.31 [3] (0:11.79)	1:00.52 [3] (0:12.17)	0:48.35 [3] (0:12.00)	0:36.35 [3] (0:12.27)	0:24.08 [3] (0:12.12)	0:36.35	+4
4	3	CONQUISTADORES Les Tilley	1	67.0	0:11.73	1:40.70 [4] (0:16.52)	1:24.18 [8] (0:11.73)	1:12.45 [8] (0:11.96)	1:00.49 [8] (0:12.19)	0:48.30 [8] (0:11.91)	0:36.39 [8] (0:12.18)	0:24.21 [7] (0:12.19)	0:36.39	+3
5	5	BRINGME Wanderson D'Avila	7	67.6	0:11.35	1:40.83 [5] (0:16.15)	1:24.68 [2] (0:11.35)	1:13.33 [2] (0:11.92)	1:01.41 [2] (0:12.17)	0:49.24 [2] (0:12.03)	0:37.21 [2] (0:12.26)	0:24.95 [2] (0:12.36)	0:37.21	+6
6	4	PACKAGE Liv O'Donnell	4	67.0	0:11.53	1:41.06 [6] (0:16.25)	1:24.81 [4] (0:11.53)	1:13.28 [4] (0:11.79)	1:01.49 [4] (0:12.26)	0:49.23 [4] (0:12.11)	0:37.12 [4] (0:12.39)	0:24.73 [5] (0:12.43)	0:37.12	+14
7	9	DUCHESS BREE Amy Graham	3	66.2	0:11.55	1:41.83 [7] (0:16.28)	1:25.55 [5] (0:11.55)	1:14.00 [5] (0:11.98)	1:02.02 [5] (0:12.16)	0:49.86 [5] (0:12.07)	0:37.79 [6] (0:12.33)	0:25.46 [6] (0:12.58)	0:37.79	+11
8	2	VOLDEMORT Brendon Newport	8	68.0	0:11.65	1:42.93 [8] (0:16.47)	1:26.46 [7] (0:11.65)	1:14.81 [7] (0:11.93)	1:02.88 [7] (0:12.29)	0:50.59 [7] (0:11.95)	0:38.64 [7] (0:12.53)	0:26.11 [8] (0:12.94)	0:38.64	+13

Scratched: Hotfoot Performer (#6)

[] Ranking at each section and finish
 -:-:- No data available at this section
 NA No data available

SCN Saddle cloth number
 DNF Did not finish
 DNT Did not track



Toowoomba QLD Professional

Race 2: 1Equine - For the Equine Athlete BENCHMARK 62 Handicap - 1625m

02 November 2024 - 18:38



Track Rating: Good 4, Weather: Fine, Rail Position: +3m 800m-300m, +5m Remainder

Section							200m			Last 600m
Field Times							0:12.16			0:36.33
							(0:12.16)			
Rank	TAB	Horse/Jockey	Barrier	Top Speed [km/h]	Fastest Section	Margin				Distance Travelled [m]
1	1	NERANO	6	66.3	0:11.32	0:12.16 [1]	1:39.61			0:36.33
		Dylan Bennett		Overall	1400m		(0:12.16)			
2	8	SAVVY BEE	2	67.0	0:11.75	0:11.75 [3]	1.8L			0:35.90 +0
		Rob Thorburn		Overall	1400m		(0:11.75)			
3	7	PICADOR	5	63.9	0:11.59	0:11.96 [2]	2.6L			0:36.35 +4
		Chelsea Baker		Overall	1400m		(0:11.96)			
4	3	CONQUISTADORES	1	67.0	0:11.73	0:12.02 [5]	6.1L			0:36.39 +3
		Les Tilley		Overall	1400m		(0:12.02)			
5	5	BRINGME	7	67.6	0:11.35	0:12.59 [4]	6.9L			0:37.21 +6
		Wanderson D'Avila		Overall	1400m		(0:12.59)			
6	4	PACKAGE	4	67.0	0:11.53	0:12.30 [6]	8.2L			0:37.12 +14
		Liv O'Donnell		Overall	1400m		(0:12.30)			
7	9	DUCHESS BREE	3	66.2	0:11.55	0:12.88 [7]	12.7L			0:37.79 +11
		Amy Graham		Overall	1400m		(0:12.88)			
8	2	VOLDEMORT	8	68.0	0:11.65	0:13.17 [8]	19L			0:38.64 +13
		Brendon Newport		Overall	1400m		(0:13.17)			

Scratched: Hotfoot Performer (#6)

[] Ranking at each section and finish
 -:-:- No data available at this section
 NA No data available

SCN Saddle cloth number
 DNF Did not finish
 DNT Did not track



Horse/Jockey Name	Nerano
Final Rank	1
Fastest Section Time (Section)	0:11.32 (1400m)
Top Speed [km/h] (Section)	66.3 (Overall)
Race State	Finished



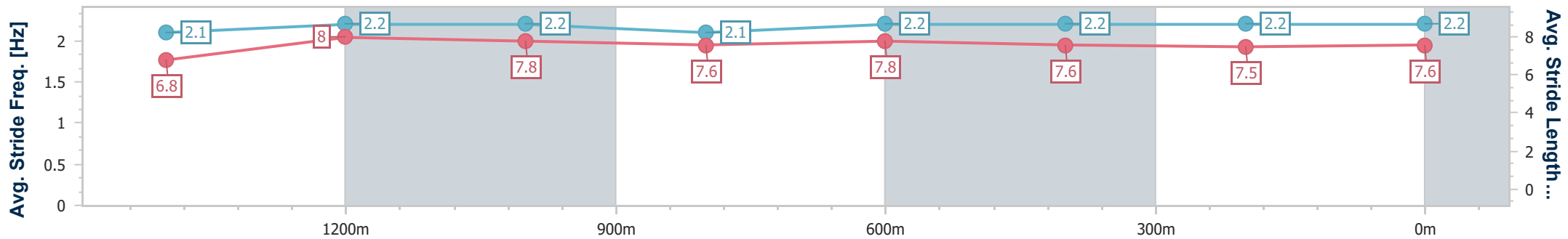
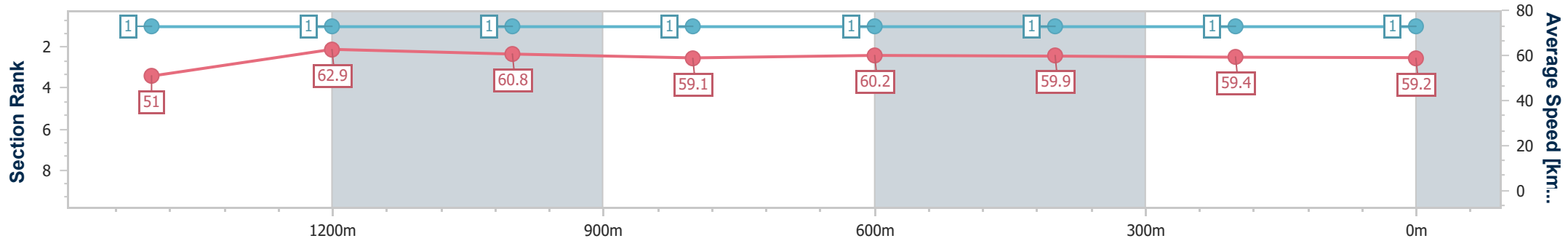
Toowoomba QLD Professional
Race 2: 1Equine - For the Equine Athlete BENCHMARK 62
Handicap - 1625m



02 November 2024 - 18:38

Track Rating: Good 4, Weather: Fine, Rail Position: +3m 800m-300m, +5m Remainder

Section	Overall	1400m	1200m	1000m	800m	600m	400m	200m					
Section Times	1:39.61 [1] (0:15.96)	1:23.65 [1] (0:11.32)	1:12.33 [1] (0:11.85)	1:00.48 [1] (0:12.17)	0:48.31 [1] (0:11.98)	0:36.33 [1] (0:12.10)	0:24.23 [1] (0:12.07)	0:12.16 [1] (0:12.16)					
Average Speed [km/h]	51.0	62.9	60.8	59.1	60.2	59.9	59.4	59.2					
Top Speed [km/h]	66.3	65.9	62.3	60.8	60.6	60.8	60.1	60.1					
Avg. Dist. to Rail [m]	4.4	1.7	0.3	0.3	0.6	1.1	0.9	2.0					
Avg. Stride Freq. [Hz]	2.1	2.2	2.2	2.1	2.2	2.2	2.2	2.2					
Avg. Stride Length [m]	6.8	8.0	7.8	7.6	7.8	7.6	7.5	7.6					



- [] Ranking at each section and finish
- .-.-.- No data available at this section
- NA No data available



Horse/Jockey Name	Savvy Bee
Final Rank	2
Fastest Section Time (Section)	0:11.75 (1400m)
Top Speed [km/h] (Section)	67.0 (Overall)
Race State	Finished



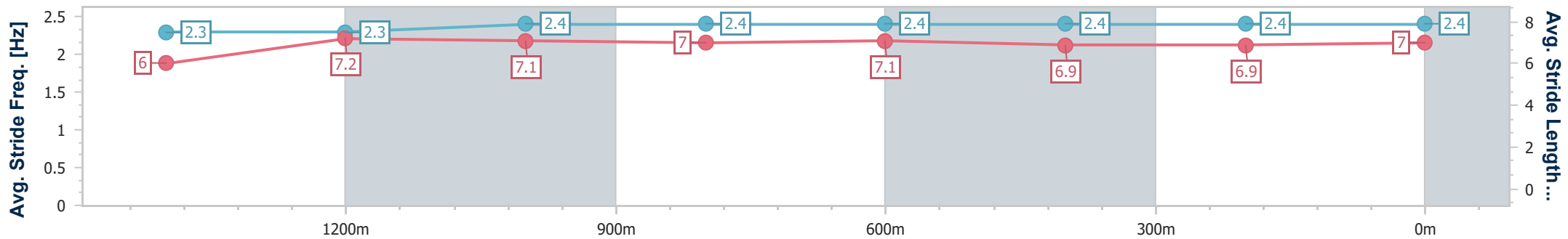
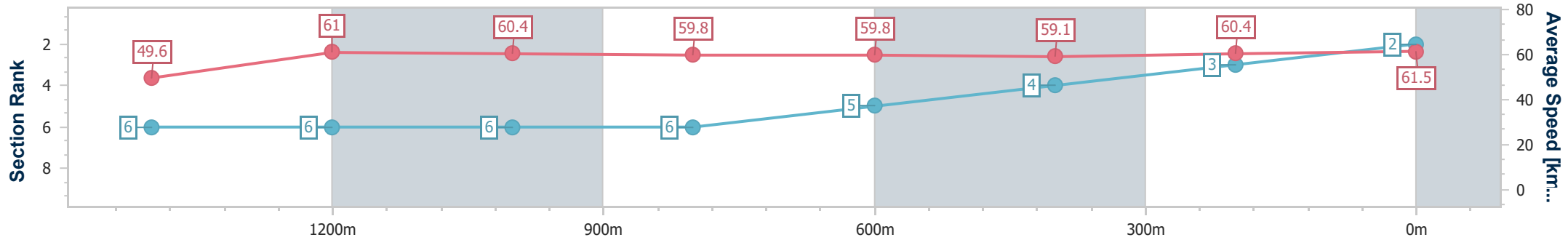
Toowoomba QLD Professional
Race 2: 1Equine - For the Equine Athlete BENCHMARK 62
Handicap - 1625m



02 November 2024 - 18:38

Track Rating: Good 4, Weather: Fine, Rail Position: +3m 800m-300m, +5m Remainder

Section	Overall	1400m	1200m	1000m	800m	600m	400m	200m						
Section Times	1:39.93 [2] (0:16.32)	1:23.61 [6] (0:11.75)	1:11.86 [6] (0:11.91)	0:59.95 [6] (0:12.04)	0:47.91 [6] (0:12.01)	0:35.90 [5] (0:12.21)	0:23.69 [4] (0:11.94)	0:11.75 [3] (0:11.75)						
Average Speed [km/h]	49.6	61.0	60.4	59.8	59.8	59.1	60.4	61.5						
Top Speed [km/h]	67.0	63.0	62.6	61.3	61.8	61.3	61.7	61.8						
Avg. Dist. to Rail [m]	2.7	0.9	0.6	0.5	0.6	0.6	0.6	1.3						
Avg. Stride Freq. [Hz]	2.3	2.3	2.4	2.4	2.4	2.4	2.4	2.4						
Avg. Stride Length [m]	6.0	7.2	7.1	7.0	7.1	6.9	6.9	7.0						



- [] Ranking at each section and finish
- .-.- No data available at this section
- NA No data available



Horse/Jockey Name	Picador
Final Rank	3
Fastest Section Time (Section)	0:11.59 (1400m)
Top Speed [km/h] (Section)	63.9 (Overall)
Race State	Finished



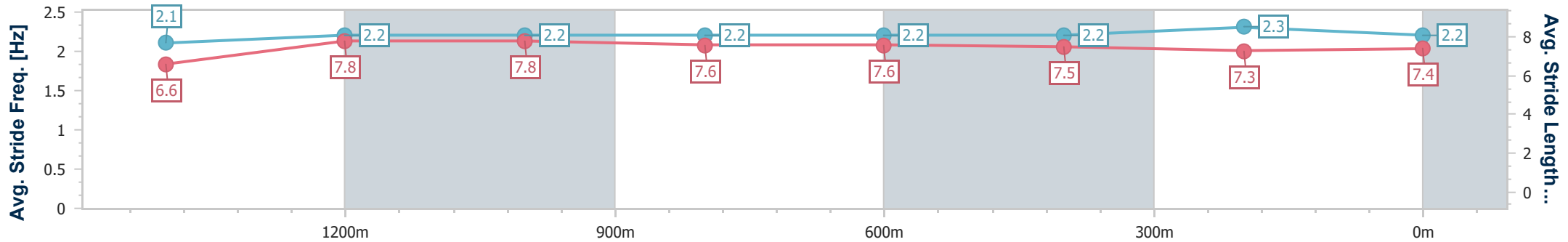
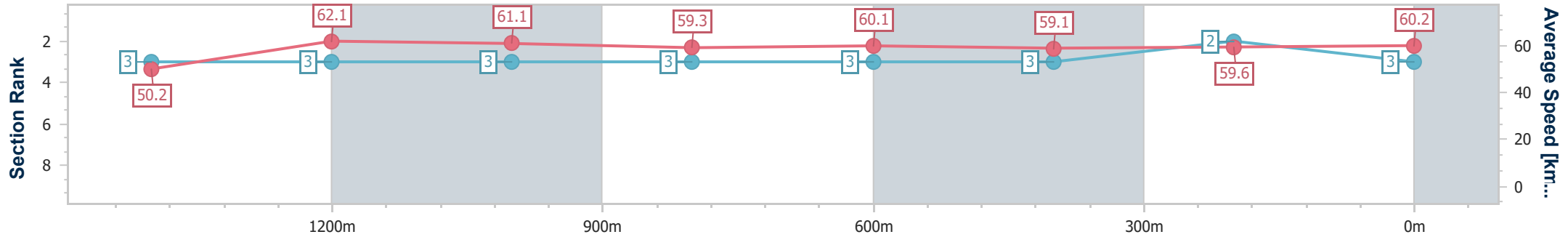
Toowoomba QLD Professional
Race 2: 1Equine - For the Equine Athlete BENCHMARK 62
Handicap - 1625m



02 November 2024 - 18:38

Track Rating: Good 4, Weather: Fine, Rail Position: +3m 800m-300m, +5m Remainder

Section	Overall	1400m	1200m	1000m	800m	600m	400m	200m					
Section Times	1:40.09 [3] (0:16.19)	1:23.90 [3] (0:11.59)	1:12.31 [3] (0:11.79)	1:00.52 [3] (0:12.17)	0:48.35 [3] (0:12.00)	0:36.35 [3] (0:12.27)	0:24.08 [3] (0:12.12)	0:11.96 [2] (0:11.96)					
Average Speed [km/h]	50.2	62.1	61.1	59.3	60.1	59.1	59.6	60.2					
Top Speed [km/h]	63.9	63.3	62.8	59.8	61.4	61.2	60.8	60.8					
Avg. Dist. to Rail [m]	4.2	0.3	0.6	1.0	0.6	0.9	1.2	1.0					
Avg. Stride Freq. [Hz]	2.1	2.2	2.2	2.2	2.2	2.2	2.3	2.2					
Avg. Stride Length [m]	6.6	7.8	7.8	7.6	7.6	7.5	7.3	7.4					



- [] Ranking at each section and finish
- .-.- No data available at this section
- NA No data available



Horse/Jockey Name	Conquistadores
Final Rank	4
Fastest Section Time (Section)	0:11.73 (1400m)
Top Speed [km/h] (Section)	67.0 (Overall)
Race State	Finished



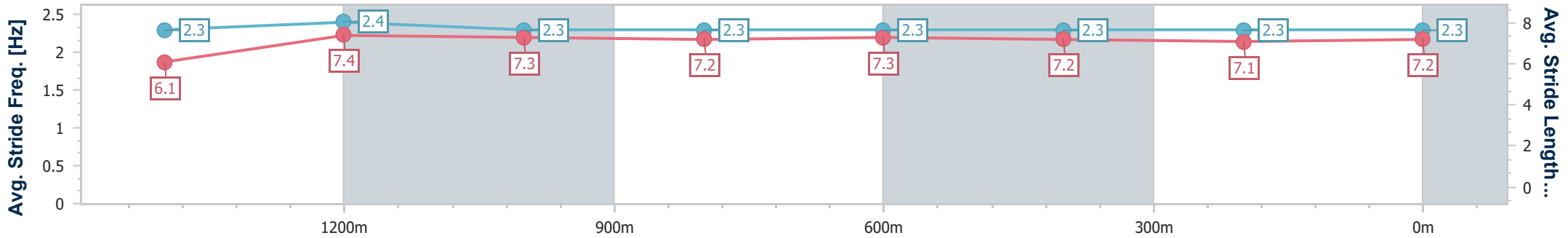
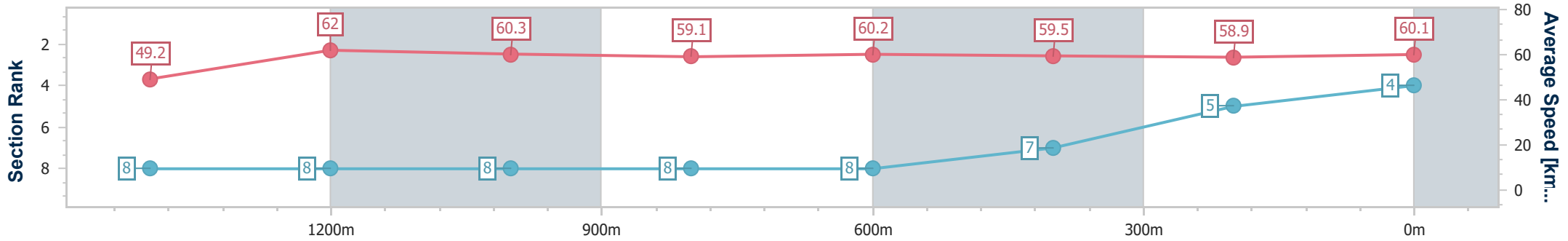
Toowoomba QLD Professional
 Race 2: 1Equine - For the Equine Athlete BENCHMARK 62
 Handicap - 1625m



02 November 2024 - 18:38

Track Rating: Good 4, Weather: Fine, Rail Position: +3m 800m-300m, +5m Remainder

Section	Overall	1400m	1200m	1000m	800m	600m	400m	200m					
Section Times	1:40.70 [4] (0:16.52)	1:24.18 [8] (0:11.73)	1:12.45 [8] (0:11.96)	1:00.49 [8] (0:12.19)	0:48.30 [8] (0:11.91)	0:36.39 [8] (0:12.18)	0:24.21 [7] (0:12.19)	0:12.02 [5] (0:12.02)					
Average Speed [km/h]	49.2	62.0	60.3	59.1	60.2	59.5	58.9	60.1					
Top Speed [km/h]	67.0	66.6	61.4	60.4	62.6	62.4	60.4	60.4					
Avg. Dist. to Rail [m]	2.3	2.2	2.0	0.7	0.5	0.6	0.4	0.5					
Avg. Stride Freq. [Hz]	2.3	2.4	2.3	2.3	2.3	2.3	2.3	2.3					
Avg. Stride Length [m]	6.1	7.4	7.3	7.2	7.3	7.2	7.1	7.2					



- [] Ranking at each section and finish
- .-.- No data available at this section
- NA No data available



Horse/Jockey Name	Bringme
Final Rank	5
Fastest Section Time (Section)	0:11.35 (1400m)
Top Speed [km/h] (Section)	67.6 (Overall)
Race State	Finished



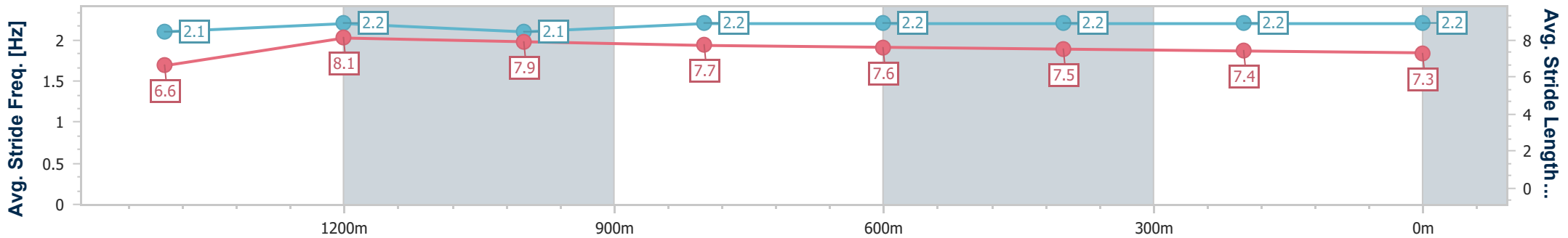
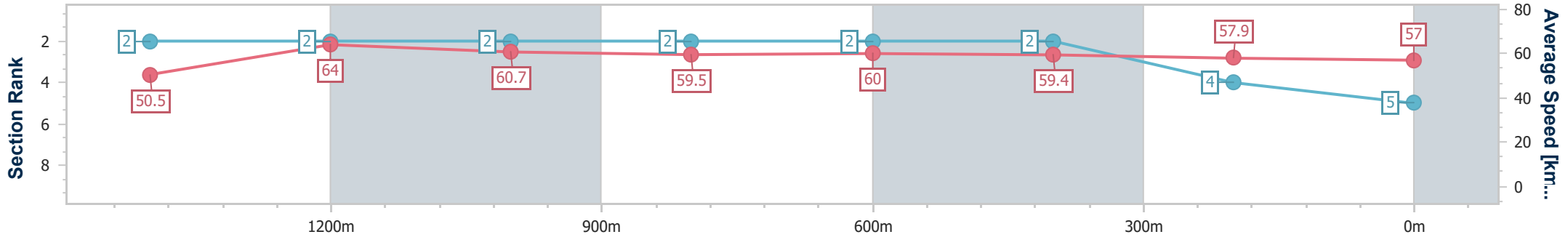
Toowoomba QLD Professional
Race 2: 1Equine - For the Equine Athlete BENCHMARK 62
Handicap - 1625m



02 November 2024 - 18:38

Track Rating: Good 4, Weather: Fine, Rail Position: +3m 800m-300m, +5m Remainder

Section	Overall	1400m	1200m	1000m	800m	600m	400m	200m						
Section Times	1:40.83 [5] (0:16.15)	1:24.68 [2] (0:11.35)	1:13.33 [2] (0:11.92)	1:01.41 [2] (0:12.17)	0:49.24 [2] (0:12.03)	0:37.21 [2] (0:12.26)	0:24.95 [2] (0:12.36)	0:12.59 [4] (0:12.59)						
Average Speed [km/h]	50.5	64.0	60.7	59.5	60.0	59.4	57.9	57.0						
Top Speed [km/h]	67.6	66.3	62.7	60.2	60.7	60.8	59.0	58.0						
Avg. Dist. to Rail [m]	6.1	1.7	2.3	1.8	1.7	1.4	1.7	2.3						
Avg. Stride Freq. [Hz]	2.1	2.2	2.1	2.2	2.2	2.2	2.2	2.2						
Avg. Stride Length [m]	6.6	8.1	7.9	7.7	7.6	7.5	7.4	7.3						



- [] Ranking at each section and finish
- .-.- No data available at this section
- NA No data available



Horse/Jockey Name	Package
Final Rank	6
Fastest Section Time (Section)	0:11.53 (1400m)
Top Speed [km/h] (Section)	67.0 (Overall)
Race State	Finished



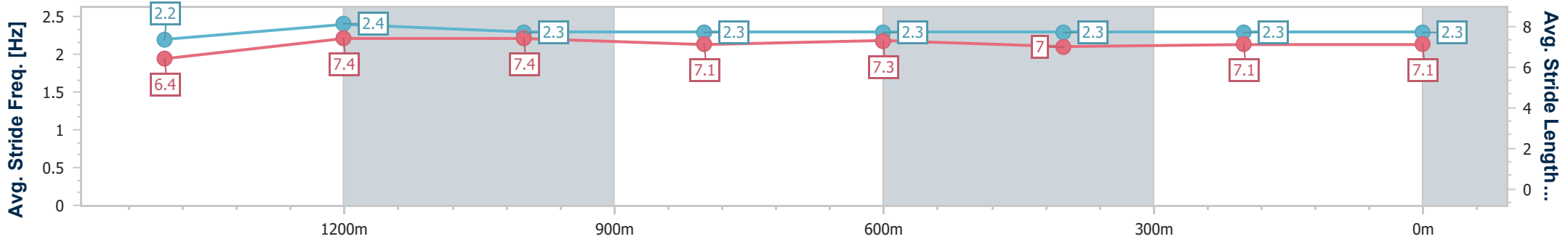
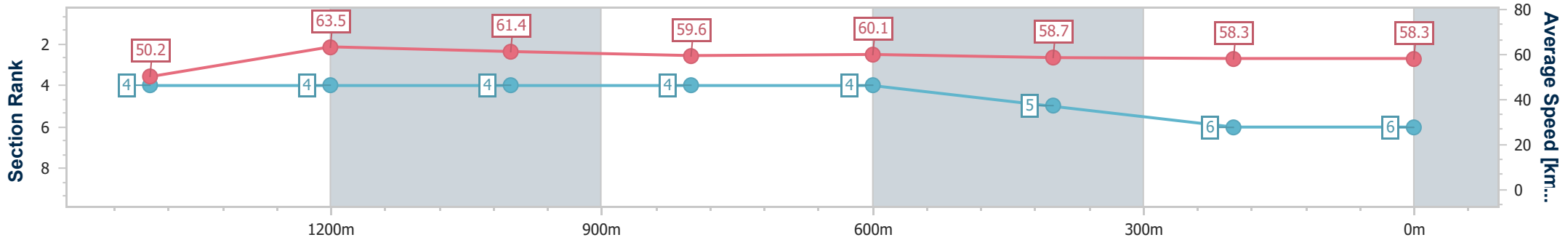
Toowoomba QLD Professional
 Race 2: 1Equine - For the Equine Athlete BENCHMARK 62
 Handicap - 1625m



02 November 2024 - 18:38

Track Rating: Good 4, Weather: Fine, Rail Position: +3m 800m-300m, +5m Remainder

Section	Overall	1400m	1200m	1000m	800m	600m	400m	200m					
Section Times	1:41.06 [6] (0:16.25)	1:24.81 [4] (0:11.53)	1:13.28 [4] (0:11.79)	1:01.49 [4] (0:12.26)	0:49.23 [4] (0:12.11)	0:37.12 [4] (0:12.39)	0:24.73 [5] (0:12.43)	0:12.30 [6] (0:12.30)					
Average Speed [km/h]	50.2	63.5	61.4	59.6	60.1	58.7	58.3	58.3					
Top Speed [km/h]	67.0	65.4	63.3	60.1	61.2	61.1	59.5	59.3					
Avg. Dist. to Rail [m]	4.6	3.8	3.7	3.7	2.7	2.4	1.4	0.6					
Avg. Stride Freq. [Hz]	2.2	2.4	2.3	2.3	2.3	2.3	2.3	2.3					
Avg. Stride Length [m]	6.4	7.4	7.4	7.1	7.3	7.0	7.1	7.1					



- [] Ranking at each section and finish
- .-.-.- No data available at this section
- NA No data available



Horse/Jockey Name	Duchess Bree
Final Rank	7
Fastest Section Time (Section)	0:11.55 (1400m)
Top Speed [km/h] (Section)	66.2 (Overall)
Race State	Finished



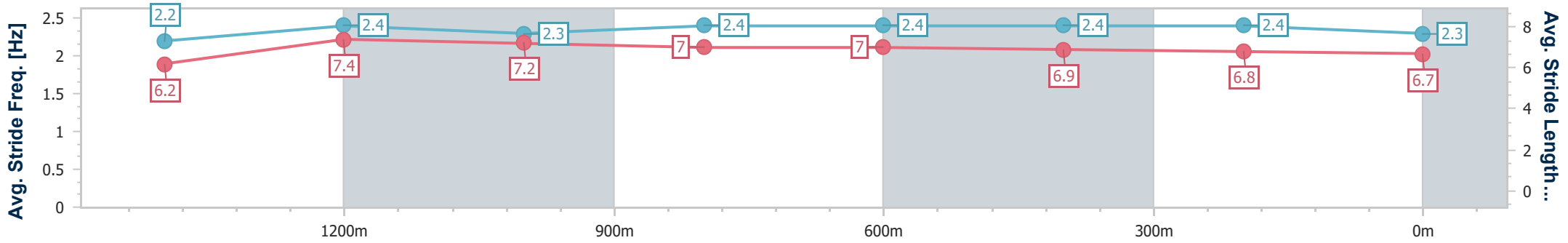
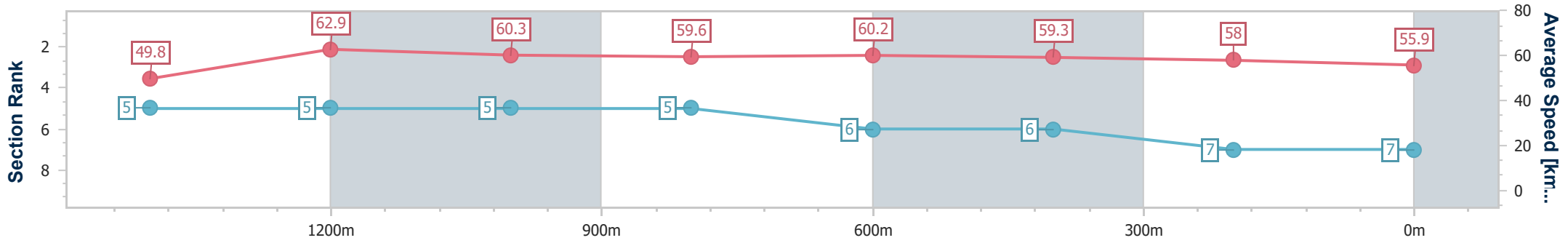
Toowoomba QLD Professional
 Race 2: 1Equine - For the Equine Athlete BENCHMARK 62
 Handicap - 1625m



02 November 2024 - 18:38

Track Rating: Good 4, Weather: Fine, Rail Position: +3m 800m-300m, +5m Remainder

Section	Overall	1400m	1200m	1000m	800m	600m	400m	200m						
Section Times	1:41.83 [7] (0:16.28)	1:25.55 [5] (0:11.55)	1:14.00 [5] (0:11.98)	1:02.02 [5] (0:12.16)	0:49.86 [5] (0:12.07)	0:37.79 [6] (0:12.33)	0:25.46 [6] (0:12.58)	0:12.88 [7] (0:12.88)						
Average Speed [km/h]	49.8	62.9	60.3	59.6	60.2	59.3	58.0	55.9						
Top Speed [km/h]	66.2	64.3	62.7	61.2	61.3	61.1	59.2	57.1						
Avg. Dist. to Rail [m]	3.1	1.1	2.3	2.4	2.7	2.9	3.4	3.1						
Avg. Stride Freq. [Hz]	2.2	2.4	2.3	2.4	2.4	2.4	2.4	2.3						
Avg. Stride Length [m]	6.2	7.4	7.2	7.0	7.0	6.9	6.8	6.7						



- [] Ranking at each section and finish
- .-.-.- No data available at this section
- NA No data available



Horse/Jockey Name	Voldemort
Final Rank	8
Fastest Section Time (Section)	0:11.65 (1400m)
Top Speed [km/h] (Section)	68.0 (Overall)
Race State	Finished



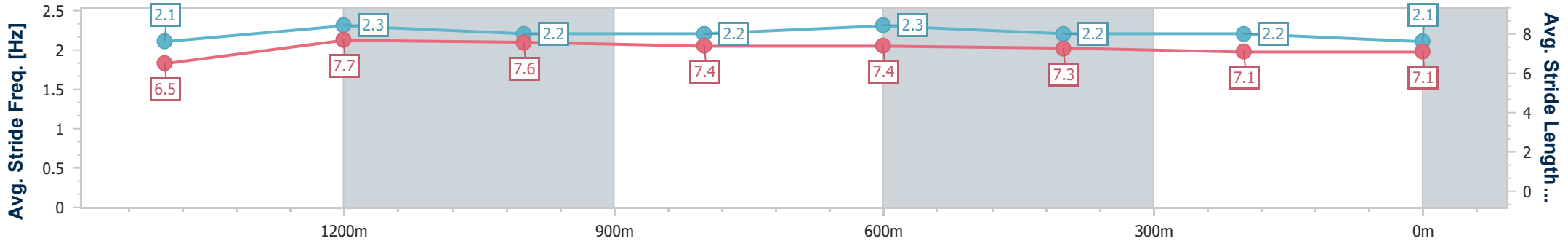
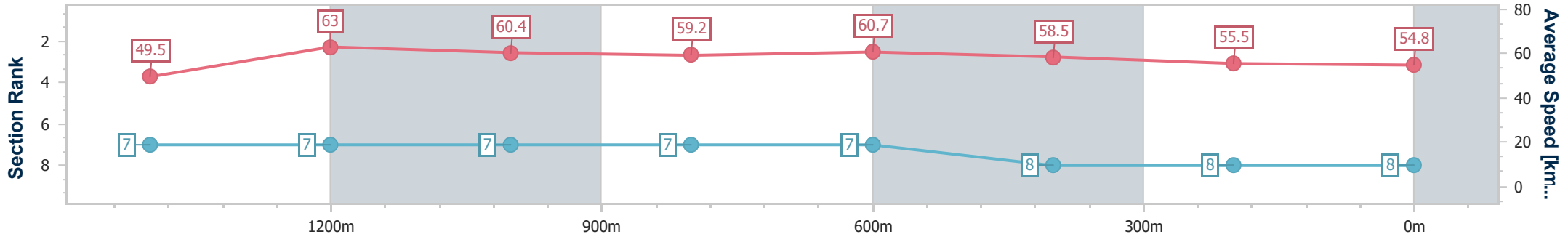
Toowoomba QLD Professional
 Race 2: 1Equine - For the Equine Athlete BENCHMARK 62
 Handicap - 1625m



02 November 2024 - 18:38

Track Rating: Good 4, Weather: Fine, Rail Position: +3m 800m-300m, +5m Remainder

Section	Overall	1400m	1200m	1000m	800m	600m	400m	200m
Section Times	1:42.93 [8] (0:16.47)	1:26.46 [7] (0:11.65)	1:14.81 [7] (0:11.93)	1:02.88 [7] (0:12.29)	0:50.59 [7] (0:11.95)	0:38.64 [7] (0:12.53)	0:26.11 [8] (0:12.94)	0:13.17 [8] (0:13.17)
Average Speed [km/h]	49.5	63.0	60.4	59.2	60.7	58.5	55.5	54.8
Top Speed [km/h]	68.0	67.6	62.1	61.1	61.1	60.7	56.5	55.7
Avg. Dist. to Rail [m]	6.0	3.5	4.0	3.1	2.8	3.1	1.0	2.0
Avg. Stride Freq. [Hz]	2.1	2.3	2.2	2.2	2.3	2.2	2.2	2.1
Avg. Stride Length [m]	6.5	7.7	7.6	7.4	7.4	7.3	7.1	7.1



- [] Ranking at each section and finish
- .-.- No data available at this section
- NA No data available