



Toowoomba QLD Professional

Race 1: Brown Brothers Prosecco Paddock BENCHMARK 62 Handicap - 1000m

02 November 2024 - 18:00



Track Rating: Good 4, Weather: Fine, Rail Position: +3m 800m-300m, +5m Remainder

Section		Overall	800m	600m	400m	200m	Last 600m					
Field Times		0:59.55 (0:14.30)	0:45.25 (0:11.02)	0:34.23 (0:11.34)	0:22.89 (0:11.38)	0:11.51 (0:11.51)	0:34.23					
Rank	TAB Horse/Jockey	Barrier	Top Speed [km/h]	Fastest Section	Margin					Distance Travelled [m]		
1	2 GROOMED Les Tilley	6	67.2 800m	0:10.94 800m	0:59.55 [1] (0:14.80)	0:44.75 [6] (0:10.94)	0:33.81 [5] (0:11.20)	0:22.61 [4] (0:11.30)	0:11.31 [3] (0:11.31)	0:59.55	0:33.81	
2	3 RUSSIAN MINT Liv O'Donnell	1	66.6 800m	0:10.86 800m	0:59.73 [2] (0:14.52)	0:45.21 [3] (0:10.86)	0:34.35 [3] (0:11.28)	0:23.07 [1] (0:11.38)	0:11.69 [1] (0:11.69)	1L	0:34.35	+0
3	9 ULUWATU Georgina Cartwright	5	68.4 Overall	0:11.02 800m	0:59.96 [3] (0:14.30)	0:45.66 [1] (0:11.02)	0:34.64 [1] (0:11.48)	0:23.16 [3] (0:11.42)	0:11.74 [2] (0:11.74)	2.3L	0:34.64	+2
4	6 ROWDASH Olivia Kendal	7	67.6 800m	0:11.02 800m	0:59.97 [4] (0:14.79)	0:45.18 [5] (0:11.02)	0:34.16 [6] (0:11.35)	0:22.81 [6] (0:11.30)	0:11.51 [6] (0:11.51)	2.4L	0:34.16	+3
5	12 STELLER EAGLE Rob Thorburn	4	67.1 800m	0:11.04 800m	1:00.01 [5] (0:14.61)	0:45.40 [4] (0:11.04)	0:34.36 [4] (0:11.33)	0:23.03 [5] (0:11.42)	0:11.61 [5] (0:11.61)	2.6L	0:34.36	+0
6	5 MINIMAL Dylan Bennett	2	67.0 800m	0:10.96 800m	1:00.31 [6] (0:14.40)	0:45.91 [2] (0:10.96)	0:34.95 [2] (0:11.41)	0:23.54 [2] (0:11.61)	0:11.93 [4] (0:11.93)	4.4L	0:34.95	-2
7	10 PHONDLE Brendon Newport	3	66.1 800m	0:11.15 800m	1:01.48 [7] (0:15.17)	0:46.31 [7] (0:11.15)	0:35.16 [7] (0:11.40)	0:23.76 [7] (0:11.62)	0:12.14 [7] (0:12.14)	11.2L	0:35.16	-4

Scratched: Orsetto (#13), Boston City (#11), Tokyo Sins (#1), Fast Fusion (#4), Secret Spy (#7), Nicci De Rosa (#8)



Horse/Jockey Name	Groomed
Final Rank	1
Fastest Section Time (Section)	0:10.94 (800m)
Top Speed [km/h] (Section)	67.2 (800m)
Race State	Finished



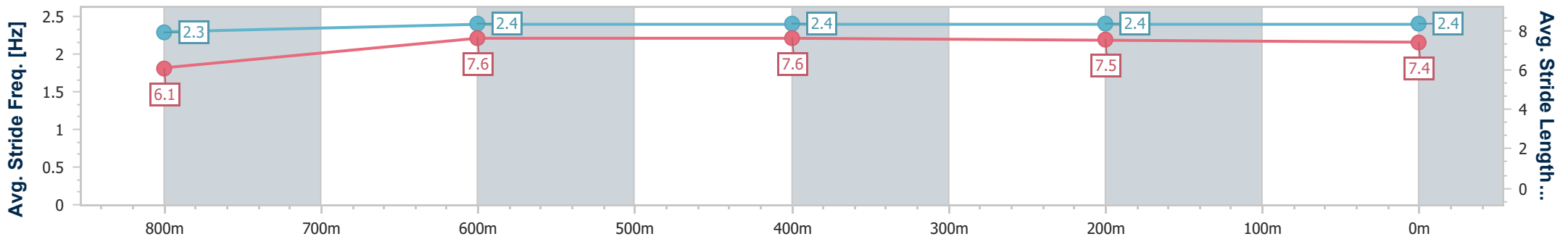
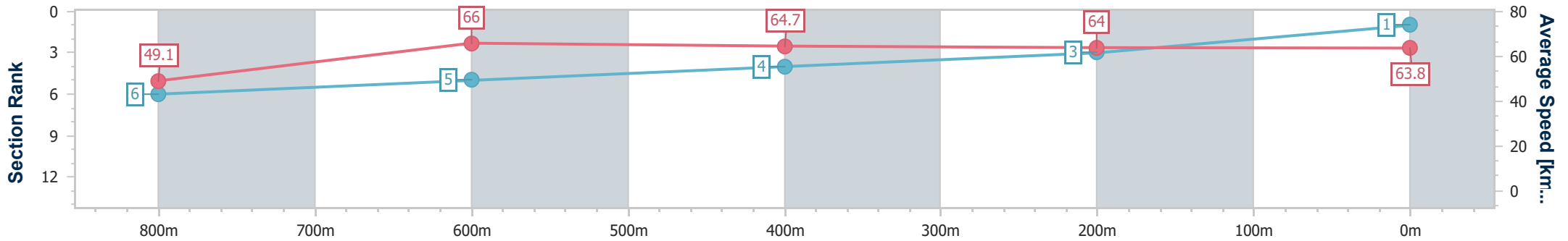
Toowoomba QLD Professional
 Race 1: Brown Brothers Prosecco Paddock BENCHMARK 62
 Handicap - 1000m



02 November 2024 - 18:00

Track Rating: Good 4, Weather: Fine, Rail Position: +3m 800m-300m, +5m Remainder

Section	Overall	800m	600m	400m	200m
Section Times	0:59.55 [1] (0:14.80)	0:44.75 [6] (0:10.94)	0:33.81 [5] (0:11.20)	0:22.61 [4] (0:11.30)	0:11.31 [3] (0:11.31)
Average Speed [km/h]	49.1	66.0	64.7	64.0	63.8
Top Speed [km/h]	67.2	67.2	66.8	64.7	65.6
Avg. Dist. to Rail [m]	5.6	1.5	1.2	1.1	2.1
Avg. Stride Freq. [Hz]	2.3	2.4	2.4	2.4	2.4
Avg. Stride Length [m]	6.1	7.6	7.6	7.5	7.4



- [] Ranking at each section and finish
- .-.- No data available at this section
- NA No data available



Horse/Jockey Name	Russian Mint
Final Rank	2
Fastest Section Time (Section)	0:10.86 (800m)
Top Speed [km/h] (Section)	66.6 (800m)
Race State	Finished



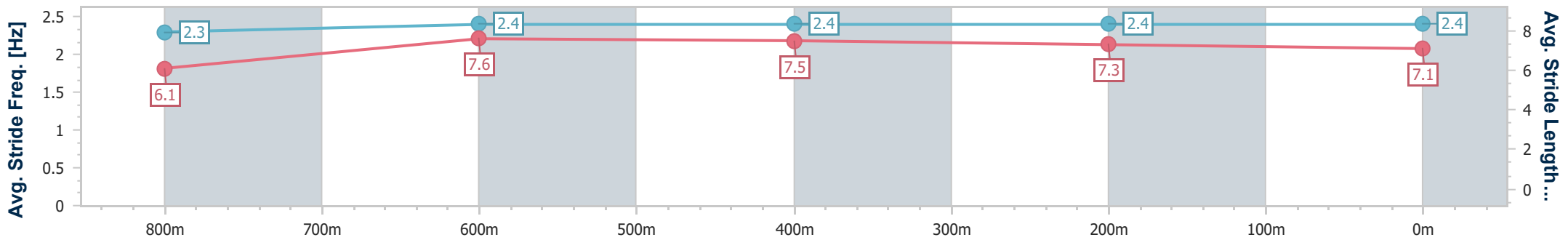
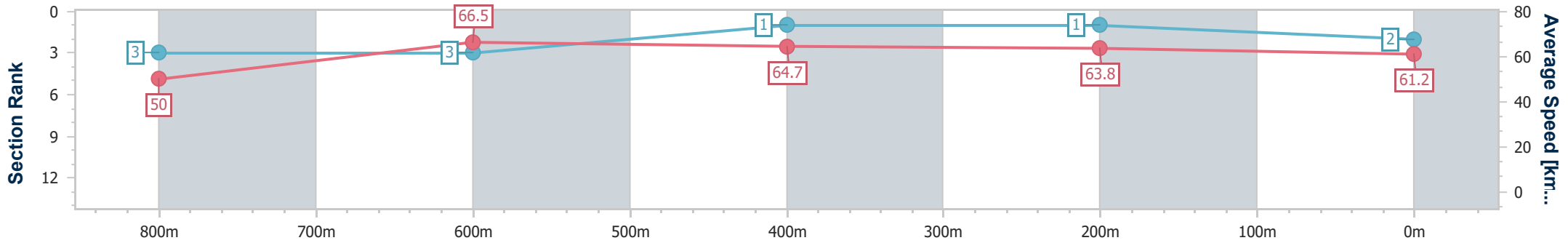
Toowoomba QLD Professional
 Race 1: Brown Brothers Prosecco Paddock BENCHMARK 62
 Handicap - 1000m



02 November 2024 - 18:00

Track Rating: Good 4, Weather: Fine, Rail Position: +3m 800m-300m, +5m Remainder

Section	Overall	800m	600m	400m	200m
Section Times	0:59.73 [2] (0:14.52)	0:45.21 [3] (0:10.86)	0:34.35 [3] (0:11.28)	0:23.07 [1] (0:11.38)	0:11.69 [1] (0:11.69)
Average Speed [km/h]	50.0	66.5	64.7	63.8	61.2
Top Speed [km/h]	66.6	66.6	66.4	64.6	63.1
Avg. Dist. to Rail [m]	3.9	0.5	2.7	1.6	0.7
Avg. Stride Freq. [Hz]	2.3	2.4	2.4	2.4	2.4
Avg. Stride Length [m]	6.1	7.6	7.5	7.3	7.1



- [] Ranking at each section and finish
- .-.- No data available at this section
- NA No data available



Horse/Jockey Name	Uluwatu
Final Rank	3
Fastest Section Time (Section)	0:11.02 (800m)
Top Speed [km/h] (Section)	68.4 (Overall)
Race State	Finished



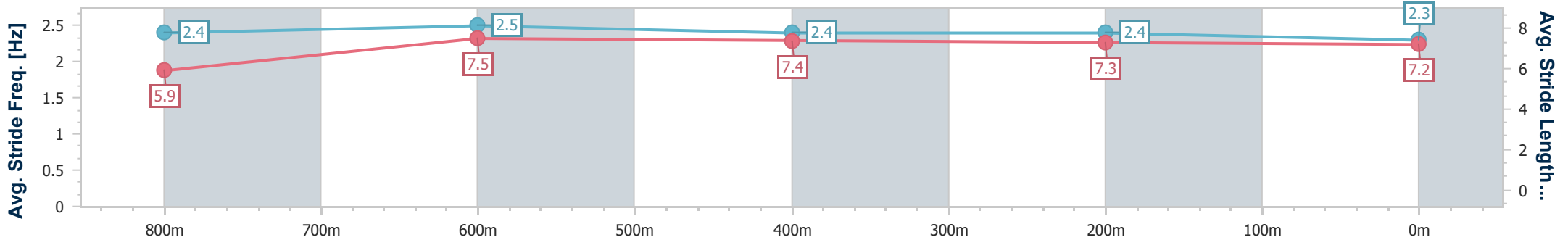
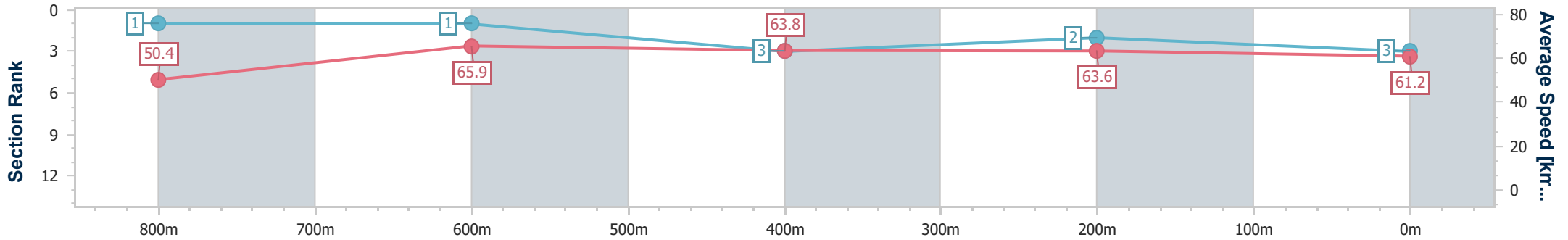
Toowoomba QLD Professional
Race 1: Brown Brothers Prosecco Paddock BENCHMARK 62
Handicap - 1000m



02 November 2024 - 18:00

Track Rating: Good 4, Weather: Fine, Rail Position: +3m 800m-300m, +5m Remainder

Section	Overall	800m	600m	400m	200m
Section Times	0:59.96 [3] (0:14.30)	0:45.66 [1] (0:11.02)	0:34.64 [1] (0:11.48)	0:23.16 [3] (0:11.42)	0:11.74 [2] (0:11.74)
Average Speed [km/h]	50.4	65.9	63.8	63.6	61.2
Top Speed [km/h]	68.4	67.4	65.1	65.1	63.5
Avg. Dist. to Rail [m]	3.8	2.2	3.4	2.9	3.1
Avg. Stride Freq. [Hz]	2.4	2.5	2.4	2.4	2.3
Avg. Stride Length [m]	5.9	7.5	7.4	7.3	7.2



- [] Ranking at each section and finish
- .-.- No data available at this section
- NA No data available



Horse/Jockey Name	Rowdash
Final Rank	4
Fastest Section Time (Section)	0:11.02 (800m)
Top Speed [km/h] (Section)	67.6 (800m)
Race State	Finished



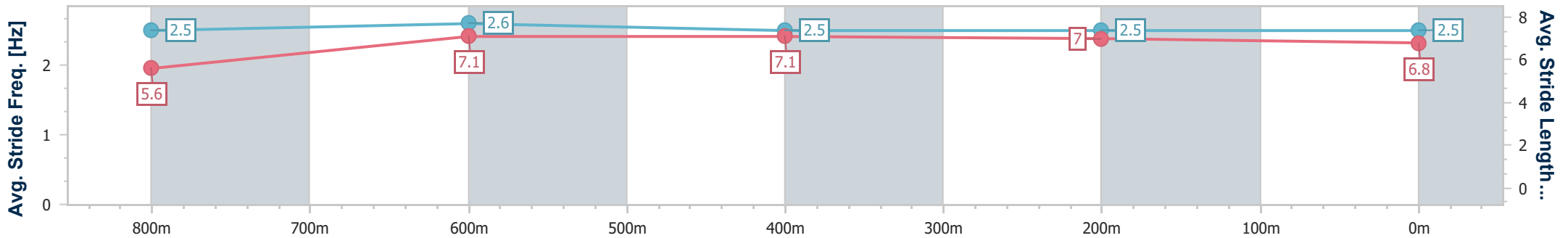
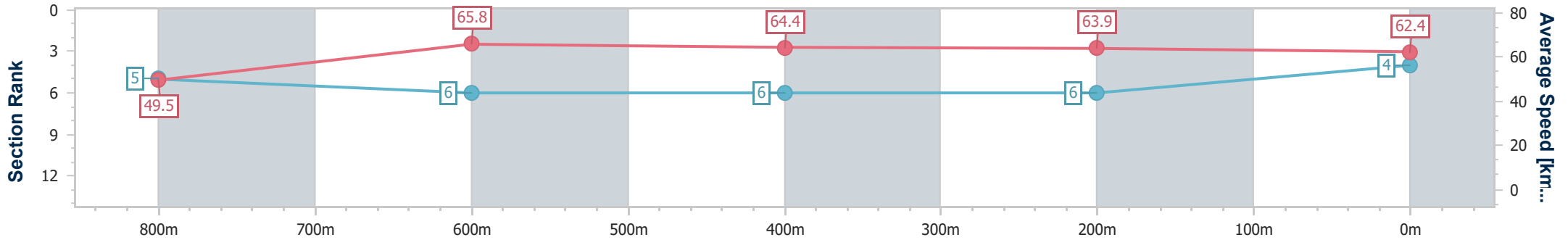
Toowoomba QLD Professional
Race 1: Brown Brothers Prosecco Paddock BENCHMARK 62
Handicap - 1000m



02 November 2024 - 18:00

Track Rating: Good 4, Weather: Fine, Rail Position: +3m 800m-300m, +5m Remainder

Section	Overall	800m	600m	400m	200m
Section Times	0:59.97 [4] (0:14.79)	0:45.18 [5] (0:11.02)	0:34.16 [6] (0:11.35)	0:22.81 [6] (0:11.30)	0:11.51 [6] (0:11.51)
Average Speed [km/h]	49.5	65.8	64.4	63.9	62.4
Top Speed [km/h]	64.5	67.6	65.9	65.1	63.7
Avg. Dist. to Rail [m]	8.1	2.8	2.1	1.1	0.9
Avg. Stride Freq. [Hz]	2.5	2.6	2.5	2.5	2.5
Avg. Stride Length [m]	5.6	7.1	7.1	7.0	6.8



- [] Ranking at each section and finish
- .-.- No data available at this section
- NA No data available



Horse/Jockey Name	Steller Eagle
Final Rank	5
Fastest Section Time (Section)	0:11.04 (800m)
Top Speed [km/h] (Section)	67.1 (800m)
Race State	Finished



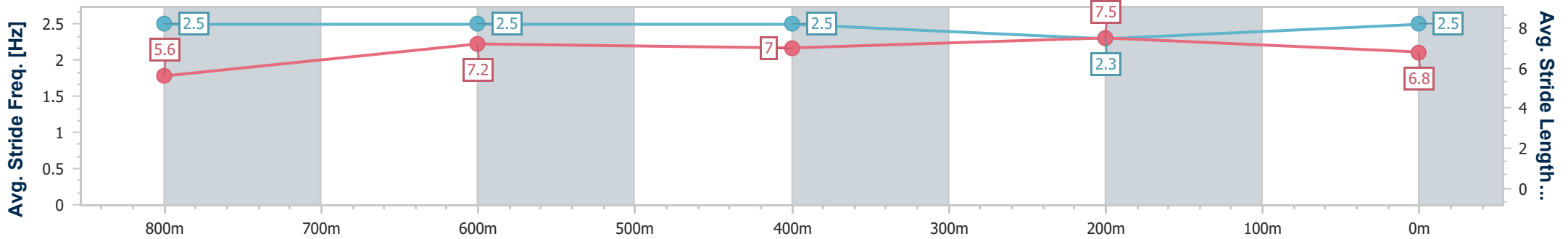
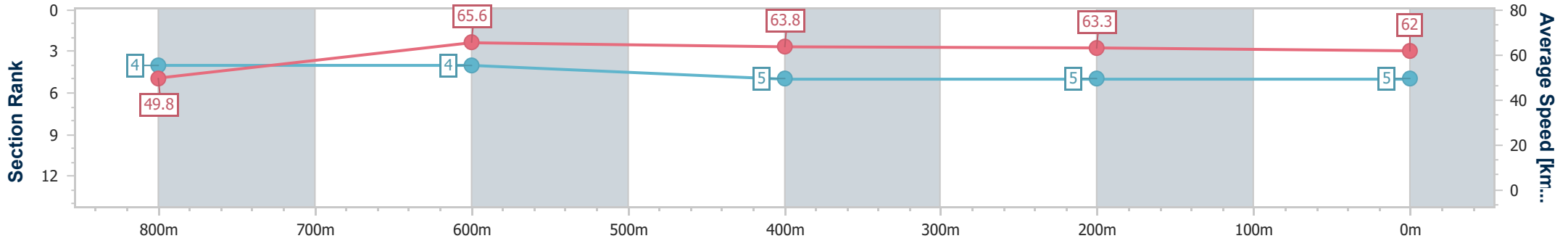
Toowoomba QLD Professional
Race 1: Brown Brothers Prosecco Paddock BENCHMARK 62
Handicap - 1000m



02 November 2024 - 18:00

Track Rating: Good 4, Weather: Fine, Rail Position: +3m 800m-300m, +5m Remainder

Section	Overall	800m	600m	400m	200m
Section Times	1:00.01 [5] (0:14.61)	0:45.40 [4] (0:11.04)	0:34.36 [4] (0:11.33)	0:23.03 [5] (0:11.42)	0:11.61 [5] (0:11.61)
Average Speed [km/h]	49.8	65.6	63.8	63.3	62.0
Top Speed [km/h]	66.3	67.1	65.7	64.3	63.9
Avg. Dist. to Rail [m]	5.9	1.9	0.4	2.2	4.1
Avg. Stride Freq. [Hz]	2.5	2.5	2.5	2.3	2.5
Avg. Stride Length [m]	5.6	7.2	7.0	7.5	6.8



- [] Ranking at each section and finish
- .-.- No data available at this section
- NA No data available



Horse/Jockey Name	Minimal
Final Rank	6
Fastest Section Time (Section)	0:10.96 (800m)
Top Speed [km/h] (Section)	67.0 (800m)
Race State	Finished



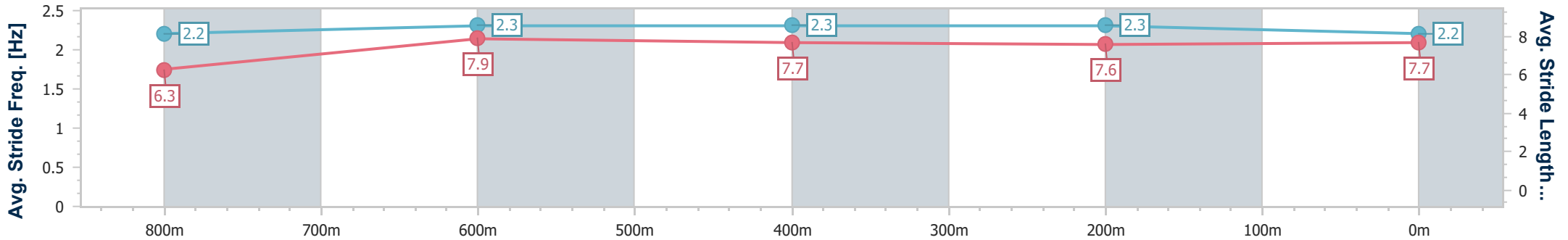
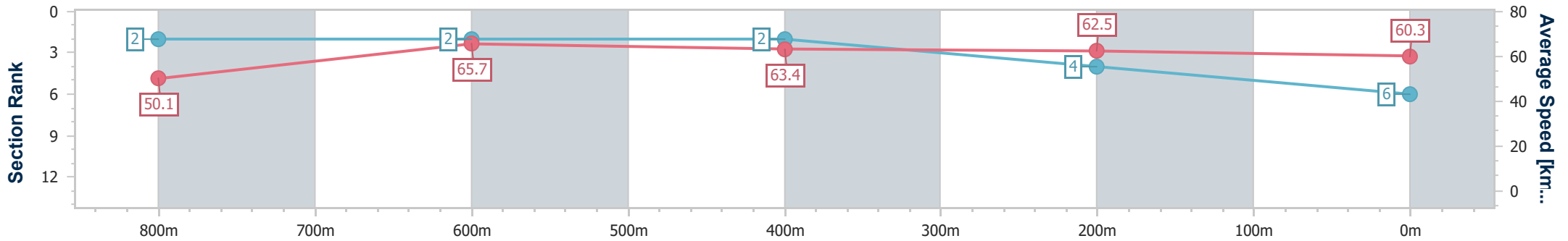
Toowoomba QLD Professional
Race 1: Brown Brothers Prosecco Paddock BENCHMARK 62
Handicap - 1000m



02 November 2024 - 18:00

Track Rating: Good 4, Weather: Fine, Rail Position: +3m 800m-300m, +5m Remainder

Section	Overall	800m	600m	400m	200m
Section Times	1:00.31 [6] (0:14.40)	0:45.91 [2] (0:10.96)	0:34.95 [2] (0:11.41)	0:23.54 [2] (0:11.61)	0:11.93 [4] (0:11.93)
Average Speed [km/h]	50.1	65.7	63.4	62.5	60.3
Top Speed [km/h]	65.5	67.0	65.2	63.4	61.6
Avg. Dist. to Rail [m]	1.9	0.4	1.6	2.3	2.0
Avg. Stride Freq. [Hz]	2.2	2.3	2.3	2.3	2.2
Avg. Stride Length [m]	6.3	7.9	7.7	7.6	7.7



- [] Ranking at each section and finish
- .-.- No data available at this section
- NA No data available



Horse/Jockey Name	Phondle
Final Rank	7
Fastest Section Time (Section)	0:11.15 (800m)
Top Speed [km/h] (Section)	66.1 (800m)
Race State	Finished



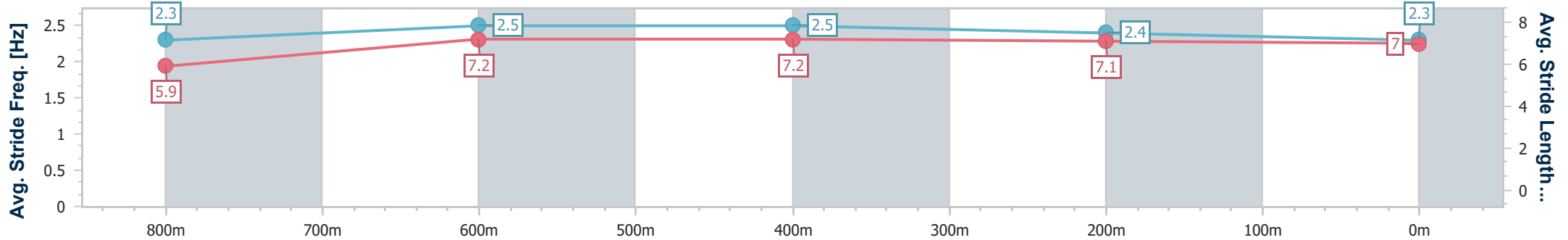
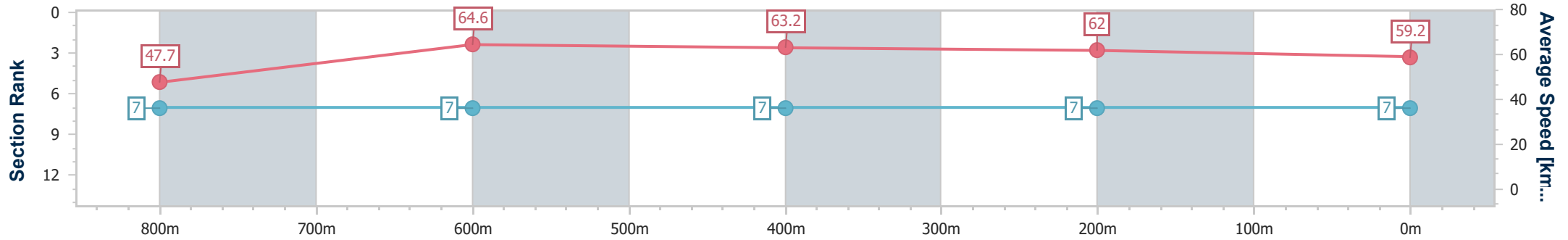
Toowoomba QLD Professional
 Race 1: Brown Brothers Prosecco Paddock BENCHMARK 62
 Handicap - 1000m



02 November 2024 - 18:00

Track Rating: Good 4, Weather: Fine, Rail Position: +3m 800m-300m, +5m Remainder

Section	Overall	800m	600m	400m	200m
Section Times	1:01.48 [7] (0:15.17)	0:46.31 [7] (0:11.15)	0:35.16 [7] (0:11.40)	0:23.76 [7] (0:11.62)	0:12.14 [7] (0:12.14)
Average Speed [km/h]	47.7	64.6	63.2	62.0	59.2
Top Speed [km/h]	65.0	66.1	65.3	63.2	60.4
Avg. Dist. to Rail [m]	3.6	0.4	0.6	1.0	0.7
Avg. Stride Freq. [Hz]	2.3	2.5	2.5	2.4	2.3
Avg. Stride Length [m]	5.9	7.2	7.2	7.1	7.0



- [] Ranking at each section and finish
- .-.- No data available at this section
- NA No data available



Toowoomba QLD Professional

Race 2: 1Equine - For the Equine Athlete BENCHMARK 62 Handicap - 1625m

02 November 2024 - 18:38



Track Rating: Good 4, Weather: Fine, Rail Position: +3m 800m-300m, +5m Remainder

Section	Field Times	Overall	1400m	1200m	1000m	800m	600m	400m	Last 600m				
		1:39.61 (0:15.96)	1:23.65 (0:11.32)	1:12.33 (0:11.85)	1:00.48 (0:12.17)	0:48.31 (0:11.98)	0:36.33 (0:12.10)	0:24.23 (0:12.07)	0:36.33				
Rank	TAB Horse/Jockey	Barrier	Top Speed [km/h]	Fastest Section						Distance Travelled [m]			
1	1 NERANO Dylan Bennett	6	66.3	0:11.32	1:39.61 [1] (0:15.96)	1:23.65 [1] (0:11.32)	1:12.33 [1] (0:11.85)	1:00.48 [1] (0:12.17)	0:48.31 [1] (0:11.98)	0:36.33 [1] (0:12.10)	0:24.23 [1] (0:12.07)	0:36.33	
2	8 SAVVY BEE Rob Thorburn	2	67.0	0:11.75	1:39.93 [2] (0:16.32)	1:23.61 [6] (0:11.75)	1:11.86 [6] (0:11.91)	0:59.95 [6] (0:12.04)	0:47.91 [6] (0:12.01)	0:35.90 [5] (0:12.21)	0:23.69 [4] (0:11.94)	0:35.90	+0
3	7 PICADOR Chelsea Baker	5	63.9	0:11.59	1:40.09 [3] (0:16.19)	1:23.90 [3] (0:11.59)	1:12.31 [3] (0:11.79)	1:00.52 [3] (0:12.17)	0:48.35 [3] (0:12.00)	0:36.35 [3] (0:12.27)	0:24.08 [3] (0:12.12)	0:36.35	+4
4	3 CONQUISTADORES Les Tilley	1	67.0	0:11.73	1:40.70 [4] (0:16.52)	1:24.18 [8] (0:11.73)	1:12.45 [8] (0:11.96)	1:00.49 [8] (0:12.19)	0:48.30 [8] (0:11.91)	0:36.39 [8] (0:12.18)	0:24.21 [7] (0:12.19)	0:36.39	+3
5	5 BRINGME Wanderson D'Avila	7	67.6	0:11.35	1:40.83 [5] (0:16.15)	1:24.68 [2] (0:11.35)	1:13.33 [2] (0:11.92)	1:01.41 [2] (0:12.17)	0:49.24 [2] (0:12.03)	0:37.21 [2] (0:12.26)	0:24.95 [2] (0:12.36)	0:37.21	+6
6	4 PACKAGE Liv O'Donnell	4	67.0	0:11.53	1:41.06 [6] (0:16.25)	1:24.81 [4] (0:11.53)	1:13.28 [4] (0:11.79)	1:01.49 [4] (0:12.26)	0:49.23 [4] (0:12.11)	0:37.12 [4] (0:12.39)	0:24.73 [5] (0:12.43)	0:37.12	+14
7	9 DUCHESS BREE Amy Graham	3	66.2	0:11.55	1:41.83 [7] (0:16.28)	1:25.55 [5] (0:11.55)	1:14.00 [5] (0:11.98)	1:02.02 [5] (0:12.16)	0:49.86 [5] (0:12.07)	0:37.79 [6] (0:12.33)	0:25.46 [6] (0:12.58)	0:37.79	+11
8	2 VOLDEMORT Brendon Newport	8	68.0	0:11.65	1:42.93 [8] (0:16.47)	1:26.46 [7] (0:11.65)	1:14.81 [7] (0:11.93)	1:02.88 [7] (0:12.29)	0:50.59 [7] (0:11.95)	0:38.64 [7] (0:12.53)	0:26.11 [8] (0:12.94)	0:38.64	+13

Scratched: Hotfoot Performer (#6)

[] Ranking at each section and finish
 -:-:- No data available at this section
 NA No data available

SCN Saddle cloth number
 DNF Did not finish
 DNT Did not track



Toowoomba QLD Professional

Race 2: 1Equine - For the Equine Athlete BENCHMARK 62 Handicap - 1625m

02 November 2024 - 18:38



Track Rating: Good 4, Weather: Fine, Rail Position: +3m 800m-300m, +5m Remainder

Section							200m			Last 600m
Field Times							0:12.16			0:36.33
							(0:12.16)			
Rank	TAB	Horse/Jockey	Barrier	Top Speed [km/h]	Fastest Section	Margin				Distance Travelled [m]
1	1	NERANO	6	66.3	0:11.32	0:12.16 [1]	1:39.61			0:36.33
		Dylan Bennett		Overall	1400m		(0:12.16)			
2	8	SAVVY BEE	2	67.0	0:11.75	0:11.75 [3]	1.8L			0:35.90 +0
		Rob Thorburn		Overall	1400m		(0:11.75)			
3	7	PICADOR	5	63.9	0:11.59	0:11.96 [2]	2.6L			0:36.35 +4
		Chelsea Baker		Overall	1400m		(0:11.96)			
4	3	CONQUISTADORES	1	67.0	0:11.73	0:12.02 [5]	6.1L			0:36.39 +3
		Les Tilley		Overall	1400m		(0:12.02)			
5	5	BRINGME	7	67.6	0:11.35	0:12.59 [4]	6.9L			0:37.21 +6
		Wanderson D'Avila		Overall	1400m		(0:12.59)			
6	4	PACKAGE	4	67.0	0:11.53	0:12.30 [6]	8.2L			0:37.12 +14
		Liv O'Donnell		Overall	1400m		(0:12.30)			
7	9	DUCHESS BREE	3	66.2	0:11.55	0:12.88 [7]	12.7L			0:37.79 +11
		Amy Graham		Overall	1400m		(0:12.88)			
8	2	VOLDEMORT	8	68.0	0:11.65	0:13.17 [8]	19L			0:38.64 +13
		Brendon Newport		Overall	1400m		(0:13.17)			

Scratched: Hotfoot Performer (#6)

[] Ranking at each section and finish
 -:-:- No data available at this section
 NA No data available

SCN Saddle cloth number
 DNF Did not finish
 DNT Did not track



Horse/Jockey Name	Nerano
Final Rank	1
Fastest Section Time (Section)	0:11.32 (1400m)
Top Speed [km/h] (Section)	66.3 (Overall)
Race State	Finished



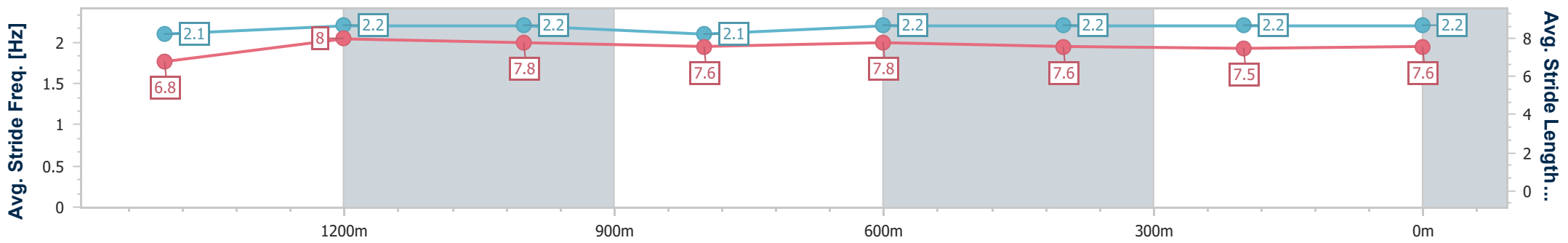
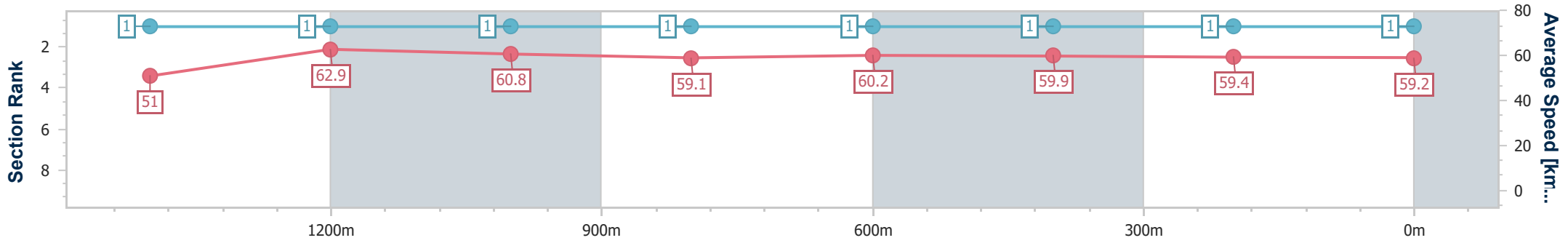
Toowoomba QLD Professional
Race 2: 1Equine - For the Equine Athlete BENCHMARK 62
Handicap - 1625m



02 November 2024 - 18:38

Track Rating: Good 4, Weather: Fine, Rail Position: +3m 800m-300m, +5m Remainder

Section	Overall	1400m	1200m	1000m	800m	600m	400m	200m						
Section Times	1:39.61 [1] (0:15.96)	1:23.65 [1] (0:11.32)	1:12.33 [1] (0:11.85)	1:00.48 [1] (0:12.17)	0:48.31 [1] (0:11.98)	0:36.33 [1] (0:12.10)	0:24.23 [1] (0:12.07)	0:12.16 [1] (0:12.16)						
Average Speed [km/h]	51.0	62.9	60.8	59.1	60.2	59.9	59.4	59.2						
Top Speed [km/h]	66.3	65.9	62.3	60.8	60.6	60.8	60.1	60.1						
Avg. Dist. to Rail [m]	4.4	1.7	0.3	0.3	0.6	1.1	0.9	2.0						
Avg. Stride Freq. [Hz]	2.1	2.2	2.2	2.1	2.2	2.2	2.2	2.2						
Avg. Stride Length [m]	6.8	8.0	7.8	7.6	7.8	7.6	7.5	7.6						



- [] Ranking at each section and finish
- .-.- No data available at this section
- NA No data available



Horse/Jockey Name	Savvy Bee
Final Rank	2
Fastest Section Time (Section)	0:11.75 (1400m)
Top Speed [km/h] (Section)	67.0 (Overall)
Race State	Finished



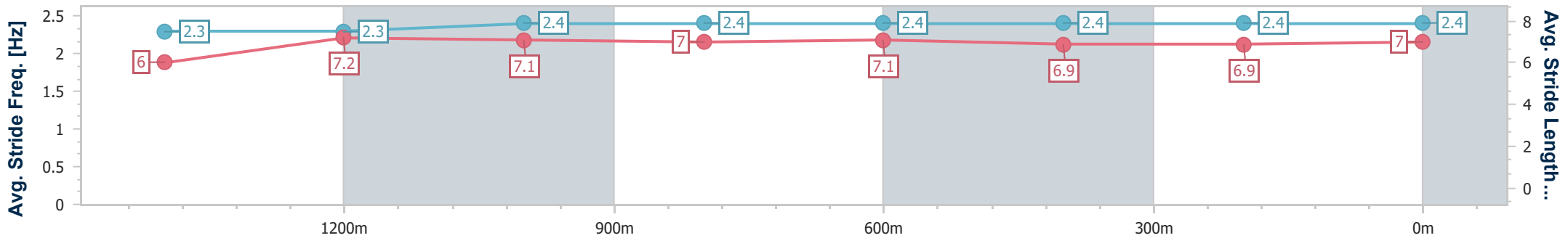
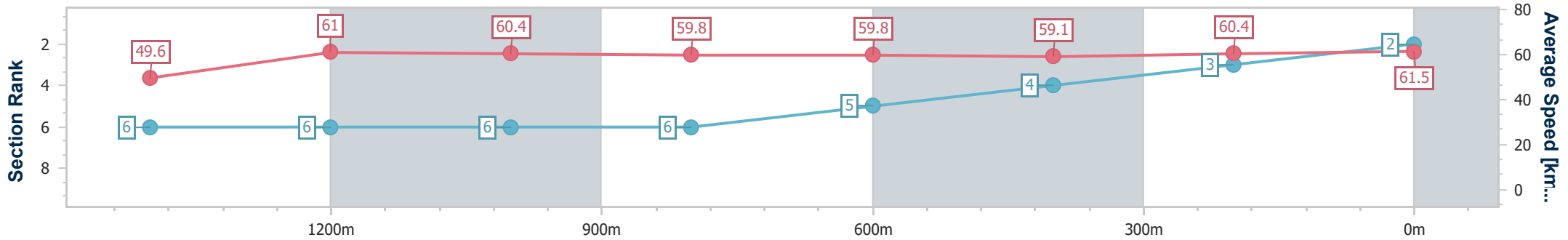
Toowoomba QLD Professional
 Race 2: 1Equine - For the Equine Athlete BENCHMARK 62
 Handicap - 1625m



02 November 2024 - 18:38

Track Rating: Good 4, Weather: Fine, Rail Position: +3m 800m-300m, +5m Remainder

Section	Overall	1400m	1200m	1000m	800m	600m	400m	200m						
Section Times	1:39.93 [2] (0:16.32)	1:23.61 [6] (0:11.75)	1:11.86 [6] (0:11.91)	0:59.95 [6] (0:12.04)	0:47.91 [6] (0:12.01)	0:35.90 [5] (0:12.21)	0:23.69 [4] (0:11.94)	0:11.75 [3] (0:11.75)						
Average Speed [km/h]	49.6	61.0	60.4	59.8	59.8	59.1	60.4	61.5						
Top Speed [km/h]	67.0	63.0	62.6	61.3	61.8	61.3	61.7	61.8						
Avg. Dist. to Rail [m]	2.7	0.9	0.6	0.5	0.6	0.6	0.6	1.3						
Avg. Stride Freq. [Hz]	2.3	2.3	2.4	2.4	2.4	2.4	2.4	2.4						
Avg. Stride Length [m]	6.0	7.2	7.1	7.0	7.1	6.9	6.9	7.0						



- [] Ranking at each section and finish
- .-.- No data available at this section
- NA No data available



Horse/Jockey Name	Picador
Final Rank	3
Fastest Section Time (Section)	0:11.59 (1400m)
Top Speed [km/h] (Section)	63.9 (Overall)
Race State	Finished



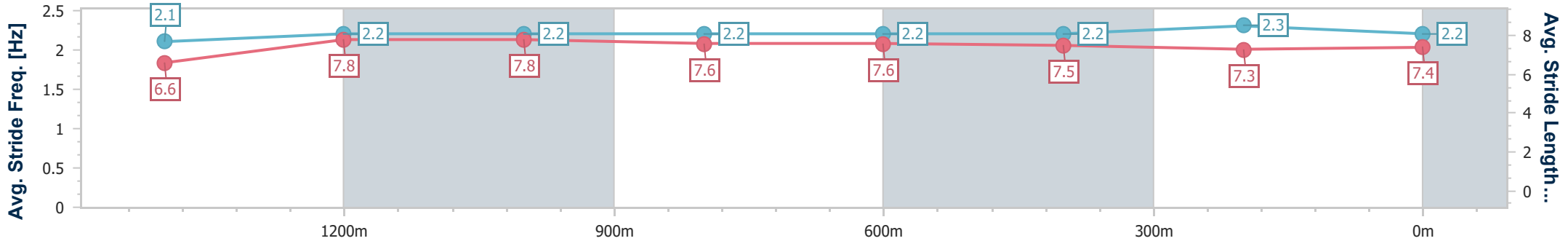
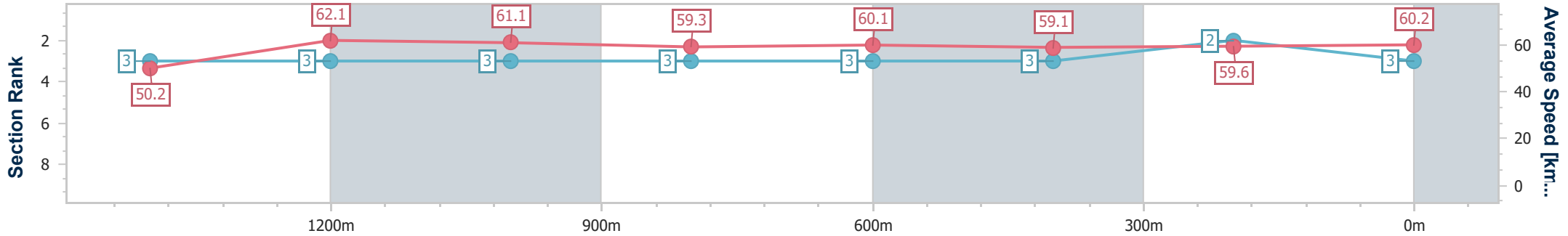
Toowoomba QLD Professional
 Race 2: 1Equine - For the Equine Athlete BENCHMARK 62
 Handicap - 1625m



02 November 2024 - 18:38

Track Rating: Good 4, Weather: Fine, Rail Position: +3m 800m-300m, +5m Remainder

Section	Overall	1400m	1200m	1000m	800m	600m	400m	200m					
Section Times	1:40.09 [3] (0:16.19)	1:23.90 [3] (0:11.59)	1:12.31 [3] (0:11.79)	1:00.52 [3] (0:12.17)	0:48.35 [3] (0:12.00)	0:36.35 [3] (0:12.27)	0:24.08 [3] (0:12.12)	0:11.96 [2] (0:11.96)					
Average Speed [km/h]	50.2	62.1	61.1	59.3	60.1	59.1	59.6	60.2					
Top Speed [km/h]	63.9	63.3	62.8	59.8	61.4	61.2	60.8	60.8					
Avg. Dist. to Rail [m]	4.2	0.3	0.6	1.0	0.6	0.9	1.2	1.0					
Avg. Stride Freq. [Hz]	2.1	2.2	2.2	2.2	2.2	2.2	2.3	2.2					
Avg. Stride Length [m]	6.6	7.8	7.8	7.6	7.6	7.5	7.3	7.4					



- [] Ranking at each section and finish
- .-.- No data available at this section
- NA No data available



Horse/Jockey Name	Conquistadores
Final Rank	4
Fastest Section Time (Section)	0:11.73 (1400m)
Top Speed [km/h] (Section)	67.0 (Overall)
Race State	Finished



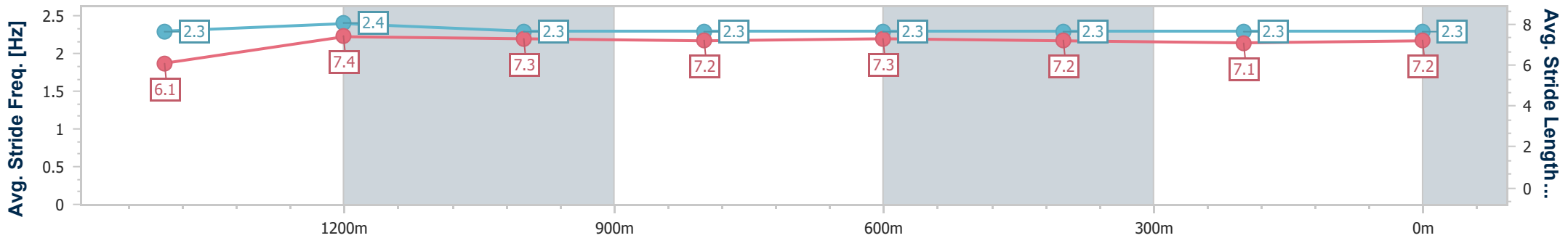
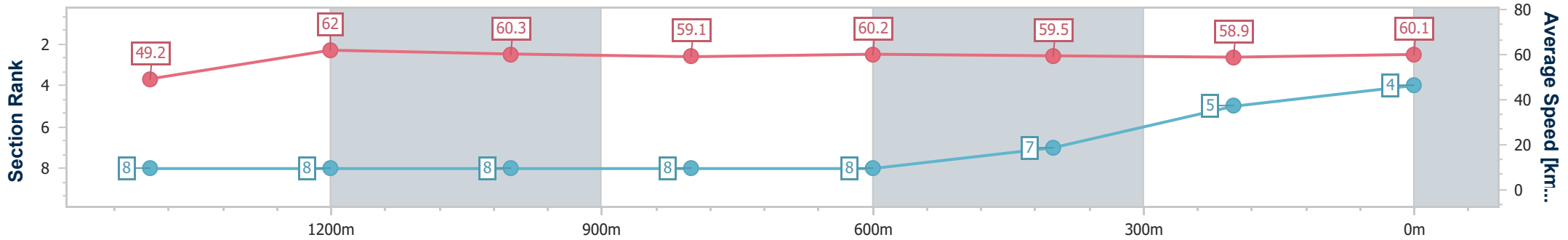
Toowoomba QLD Professional
 Race 2: 1Equine - For the Equine Athlete BENCHMARK 62
 Handicap - 1625m



02 November 2024 - 18:38

Track Rating: Good 4, Weather: Fine, Rail Position: +3m 800m-300m, +5m Remainder

Section	Overall	1400m	1200m	1000m	800m	600m	400m	200m						
Section Times	1:40.70 [4] (0:16.52)	1:24.18 [8] (0:11.73)	1:12.45 [8] (0:11.96)	1:00.49 [8] (0:12.19)	0:48.30 [8] (0:11.91)	0:36.39 [8] (0:12.18)	0:24.21 [7] (0:12.19)	0:12.02 [5] (0:12.02)						
Average Speed [km/h]	49.2	62.0	60.3	59.1	60.2	59.5	58.9	60.1						
Top Speed [km/h]	67.0	66.6	61.4	60.4	62.6	62.4	60.4	60.4						
Avg. Dist. to Rail [m]	2.3	2.2	2.0	0.7	0.5	0.6	0.4	0.5						
Avg. Stride Freq. [Hz]	2.3	2.4	2.3	2.3	2.3	2.3	2.3	2.3						
Avg. Stride Length [m]	6.1	7.4	7.3	7.2	7.3	7.2	7.1	7.2						



- [] Ranking at each section and finish
- .-.- No data available at this section
- NA No data available



Horse/Jockey Name	Bringme
Final Rank	5
Fastest Section Time (Section)	0:11.35 (1400m)
Top Speed [km/h] (Section)	67.6 (Overall)
Race State	Finished



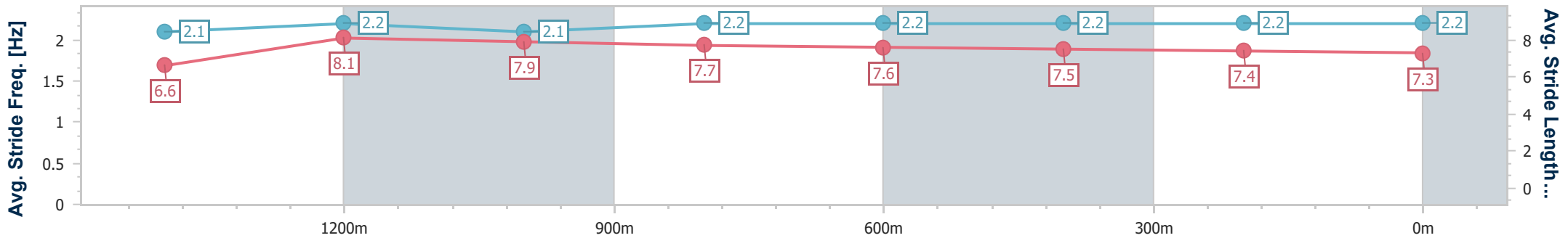
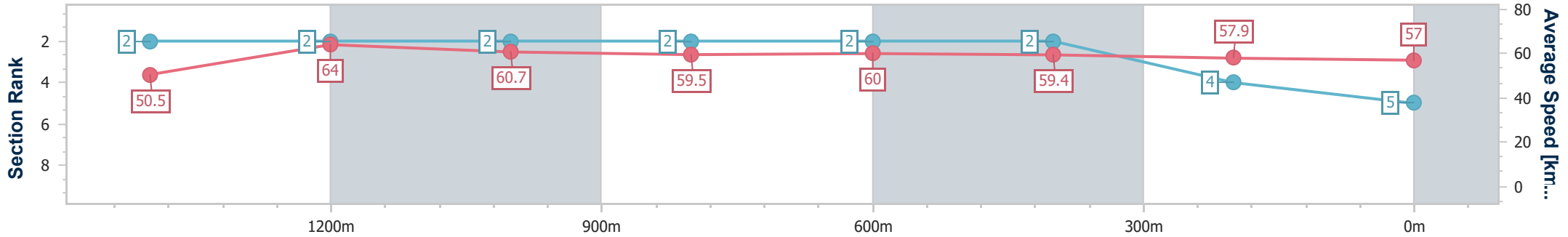
Toowoomba QLD Professional
 Race 2: 1Equine - For the Equine Athlete BENCHMARK 62
 Handicap - 1625m



02 November 2024 - 18:38

Track Rating: Good 4, Weather: Fine, Rail Position: +3m 800m-300m, +5m Remainder

Section	Overall	1400m	1200m	1000m	800m	600m	400m	200m						
Section Times	1:40.83 [5] (0:16.15)	1:24.68 [2] (0:11.35)	1:13.33 [2] (0:11.92)	1:01.41 [2] (0:12.17)	0:49.24 [2] (0:12.03)	0:37.21 [2] (0:12.26)	0:24.95 [2] (0:12.36)	0:12.59 [4] (0:12.59)						
Average Speed [km/h]	50.5	64.0	60.7	59.5	60.0	59.4	57.9	57.0						
Top Speed [km/h]	67.6	66.3	62.7	60.2	60.7	60.8	59.0	58.0						
Avg. Dist. to Rail [m]	6.1	1.7	2.3	1.8	1.7	1.4	1.7	2.3						
Avg. Stride Freq. [Hz]	2.1	2.2	2.1	2.2	2.2	2.2	2.2	2.2						
Avg. Stride Length [m]	6.6	8.1	7.9	7.7	7.6	7.5	7.4	7.3						



- [] Ranking at each section and finish
- .-.- No data available at this section
- NA No data available



Horse/Jockey Name	Package
Final Rank	6
Fastest Section Time (Section)	0:11.53 (1400m)
Top Speed [km/h] (Section)	67.0 (Overall)
Race State	Finished



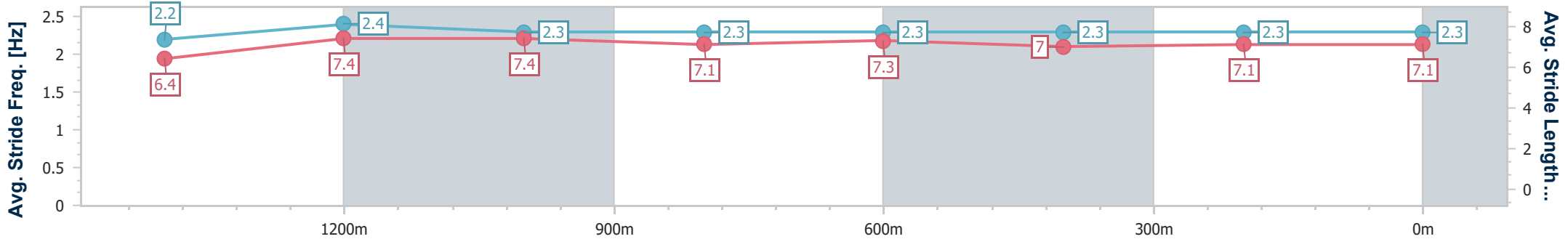
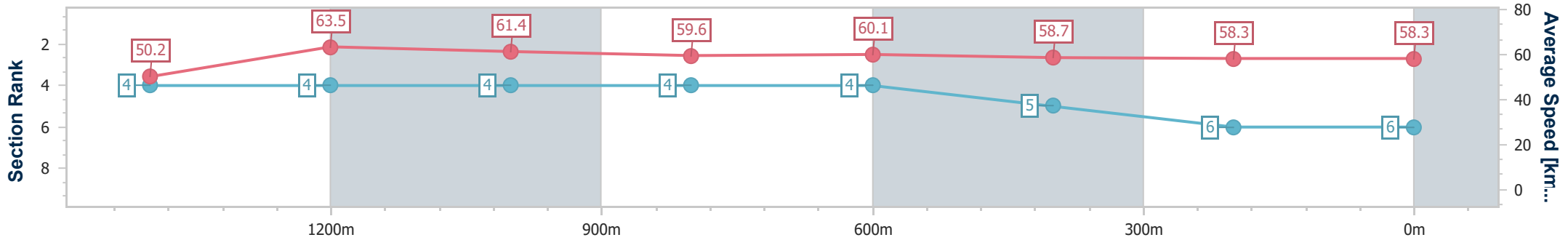
Toowoomba QLD Professional
 Race 2: 1Equine - For the Equine Athlete BENCHMARK 62
 Handicap - 1625m



02 November 2024 - 18:38

Track Rating: Good 4, Weather: Fine, Rail Position: +3m 800m-300m, +5m Remainder

Section	Overall	1400m	1200m	1000m	800m	600m	400m	200m
Section Times	1:41.06 [6] (0:16.25)	1:24.81 [4] (0:11.53)	1:13.28 [4] (0:11.79)	1:01.49 [4] (0:12.26)	0:49.23 [4] (0:12.11)	0:37.12 [4] (0:12.39)	0:24.73 [5] (0:12.43)	0:12.30 [6] (0:12.30)
Average Speed [km/h]	50.2	63.5	61.4	59.6	60.1	58.7	58.3	58.3
Top Speed [km/h]	67.0	65.4	63.3	60.1	61.2	61.1	59.5	59.3
Avg. Dist. to Rail [m]	4.6	3.8	3.7	3.7	2.7	2.4	1.4	0.6
Avg. Stride Freq. [Hz]	2.2	2.4	2.3	2.3	2.3	2.3	2.3	2.3
Avg. Stride Length [m]	6.4	7.4	7.4	7.1	7.3	7.0	7.1	7.1



- [] Ranking at each section and finish
- .-.- No data available at this section
- NA No data available



Horse/Jockey Name	Duchess Bree
Final Rank	7
Fastest Section Time (Section)	0:11.55 (1400m)
Top Speed [km/h] (Section)	66.2 (Overall)
Race State	Finished



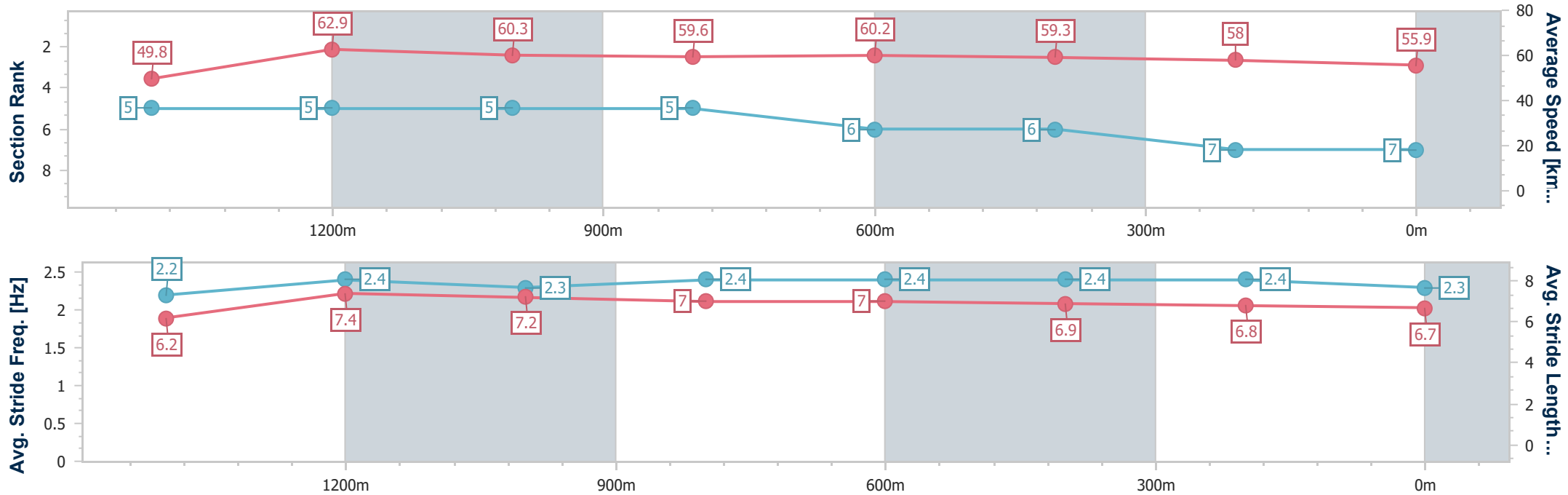
Toowoomba QLD Professional
 Race 2: 1Equine - For the Equine Athlete BENCHMARK 62
 Handicap - 1625m



02 November 2024 - 18:38

Track Rating: Good 4, Weather: Fine, Rail Position: +3m 800m-300m, +5m Remainder

Section	Overall	1400m	1200m	1000m	800m	600m	400m	200m					
Section Times	1:41.83 [7] (0:16.28)	1:25.55 [5] (0:11.55)	1:14.00 [5] (0:11.98)	1:02.02 [5] (0:12.16)	0:49.86 [5] (0:12.07)	0:37.79 [6] (0:12.33)	0:25.46 [6] (0:12.58)	0:12.88 [7] (0:12.88)					
Average Speed [km/h]	49.8	62.9	60.3	59.6	60.2	59.3	58.0	55.9					
Top Speed [km/h]	66.2	64.3	62.7	61.2	61.3	61.1	59.2	57.1					
Avg. Dist. to Rail [m]	3.1	1.1	2.3	2.4	2.7	2.9	3.4	3.1					
Avg. Stride Freq. [Hz]	2.2	2.4	2.3	2.4	2.4	2.4	2.4	2.3					
Avg. Stride Length [m]	6.2	7.4	7.2	7.0	7.0	6.9	6.8	6.7					



- [] Ranking at each section and finish
- .-.- No data available at this section
- NA No data available



Horse/Jockey Name	Voldemort
Final Rank	8
Fastest Section Time (Section)	0:11.65 (1400m)
Top Speed [km/h] (Section)	68.0 (Overall)
Race State	Finished



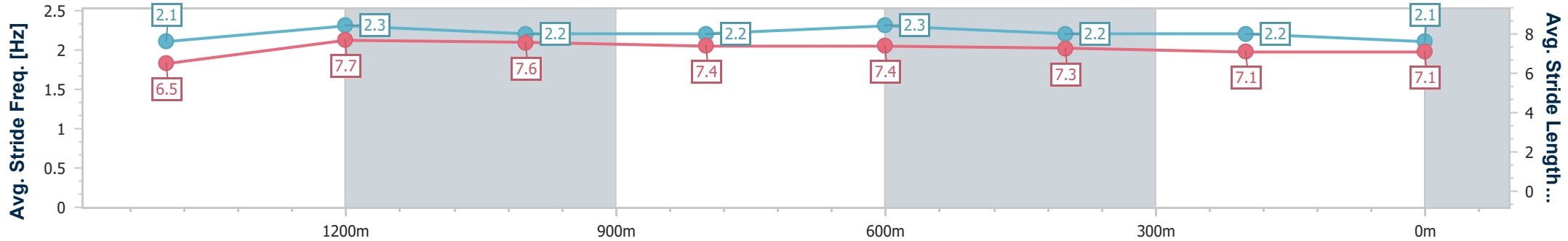
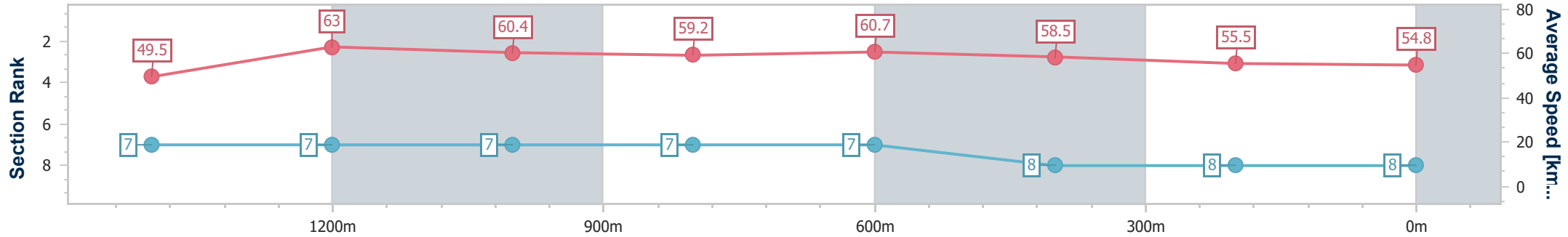
Toowoomba QLD Professional
 Race 2: 1Equine - For the Equine Athlete BENCHMARK 62
 Handicap - 1625m



02 November 2024 - 18:38

Track Rating: Good 4, Weather: Fine, Rail Position: +3m 800m-300m, +5m Remainder

Section	Overall	1400m	1200m	1000m	800m	600m	400m	200m					
Section Times	1:42.93 [8] (0:16.47)	1:26.46 [7] (0:11.65)	1:14.81 [7] (0:11.93)	1:02.88 [7] (0:12.29)	0:50.59 [7] (0:11.95)	0:38.64 [7] (0:12.53)	0:26.11 [8] (0:12.94)	0:13.17 [8] (0:13.17)					
Average Speed [km/h]	49.5	63.0	60.4	59.2	60.7	58.5	55.5	54.8					
Top Speed [km/h]	68.0	67.6	62.1	61.1	61.1	60.7	56.5	55.7					
Avg. Dist. to Rail [m]	6.0	3.5	4.0	3.1	2.8	3.1	1.0	2.0					
Avg. Stride Freq. [Hz]	2.1	2.3	2.2	2.2	2.3	2.2	2.2	2.1					
Avg. Stride Length [m]	6.5	7.7	7.6	7.4	7.4	7.3	7.1	7.1					



- [] Ranking at each section and finish
- .-.-.- No data available at this section
- NA No data available



Toowoomba QLD Professional

Race 3: Subzero Airconditioning Class 3 Handicap - 1300m

02 November 2024 - 19:12



Track Rating: Good 4, Weather: Fine, Rail Position: +3m 800m-300m, +5m Remainder

Section	Field Times	Overall	1200m	1000m	800m	600m	400m	Last 600m				
		1:18.07 (0:08.05)	1:10.02 (0:10.67)	0:59.35 (0:11.20)	0:48.15 (0:11.73)	0:36.42 (0:12.15)	0:24.27 (0:12.12)	0:36.42				
Rank	TAB Horse/Jockey	Barrier	Top Speed [km/h]	Fastest Section					Distance Travelled [m]			
1	5 HARBOURMASTER Rob Thorburn	4	67.6 1200m	0:08.31 Overall	1:18.07 [1] (0:08.31)	1:09.76 [5] (0:10.86)	0:58.90 [4] (0:11.21)	0:47.69 [4] (0:11.66)	0:36.03 [3] (0:12.01)	0:24.02 [3] (0:11.91)	0:36.03	
2	3 THE DEPUTY Georgina Cartwright	5	67.7 1200m	0:08.28 Overall	1:18.51 [2] (0:08.28)	1:10.23 [4] (0:11.03)	0:59.20 [5] (0:11.25)	0:47.95 [5] (0:11.52)	0:36.43 [5] (0:12.08)	0:24.35 [5] (0:11.92)	0:36.43	+5
3	6 PUREZZA Les Tilley	6	68.4 1200m	0:08.05 Overall	1:18.56 [3] (0:08.05)	1:10.51 [1] (0:10.70)	0:59.81 [2] (0:11.17)	0:48.64 [1] (0:11.73)	0:36.91 [1] (0:12.24)	0:24.67 [2] (0:12.04)	0:36.91	-6
4	2 TALANA Chelsea Baker	8	68.6 1200m	0:08.06 Overall	1:18.57 [4] (0:08.06)	1:10.51 [2] (0:10.66)	0:59.85 [1] (0:11.28)	0:48.57 [2] (0:11.74)	0:36.83 [2] (0:12.06)	0:24.77 [1] (0:12.12)	0:36.83	-2
5	4 NEW MAHER Nozi Tomizawa	2	67.8 1200m	0:08.20 Overall	1:18.91 [5] (0:08.20)	1:10.71 [3] (0:10.89)	0:59.82 [3] (0:11.26)	0:48.56 [3] (0:11.72)	0:36.84 [4] (0:12.03)	0:24.81 [4] (0:12.20)	0:36.84	-6
6	7 DOWN THE BARREL Kenji Yoshida	7	67.3 1200m	0:08.61 Overall	1:19.86 [6] (0:08.61)	1:11.25 [6] (0:11.02)	1:00.23 [6] (0:11.13)	0:49.10 [6] (0:11.58)	0:37.52 [6] (0:12.07)	0:25.45 [6] (0:12.28)	0:37.52	-5

Scratched: Badgers Nuts (#1), Duchess Bree (#8)

[] Ranking at each section and finish
 -:-:-:- No data available at this section
 NA No data available

SCN Saddle cloth number
 DNF Did not finish
 DNT Did not track



Toowoomba QLD Professional
Race 3: Subzero Airconditioning Class 3 Handicap - 1300m
02 November 2024 - 19:12



Track Rating: Good 4, Weather: Fine, Rail Position: +3m 800m-300m, +5m Remainder

Section				200m				Last 600m	
Field Times				0:12.15 (0:12.15)				0:36.42	
Rank	TAB	Horse/Jockey	Barrier	Top Speed [km/h]	Fastest Section	Margin			Distance Travelled [m]
1	5	HARBOURMASTER Rob Thorburn	4	67.6 1200m	0:08.31 Overall	0:12.11 [3] (0:12.11)	1:18.07		0:36.03
2	3	THE DEPUTY Georgina Cartwright	5	67.7 1200m	0:08.28 Overall	0:12.43 [4] (0:12.43)	2.5L		0:36.43 +5
3	6	PUREZZA Les Tilley	6	68.4 1200m	0:08.05 Overall	0:12.63 [2] (0:12.63)	2.7L		0:36.91 -6
4	2	TALANA Chelsea Baker	8	68.6 1200m	0:08.06 Overall	0:12.65 [1] (0:12.65)	2.8L		0:36.83 -2
5	4	NEW MAHER Nozi Tomizawa	2	67.8 1200m	0:08.20 Overall	0:12.61 [5] (0:12.61)	4.6L		0:36.84 -6
6	7	DOWN THE BARREL Kenji Yoshida	7	67.3 1200m	0:08.61 Overall	0:13.17 [6] (0:13.17)	10.1L		0:37.52 -5

Scratched: Badgers Nuts (#1), Duchess Bree (#8)



Horse/Jockey Name	Harbourmaster
Final Rank	1
Fastest Section Time (Section)	0:08.31 (Overall)
Top Speed [km/h] (Section)	67.6 (1200m)
Race State	Finished



Toowoomba QLD Professional

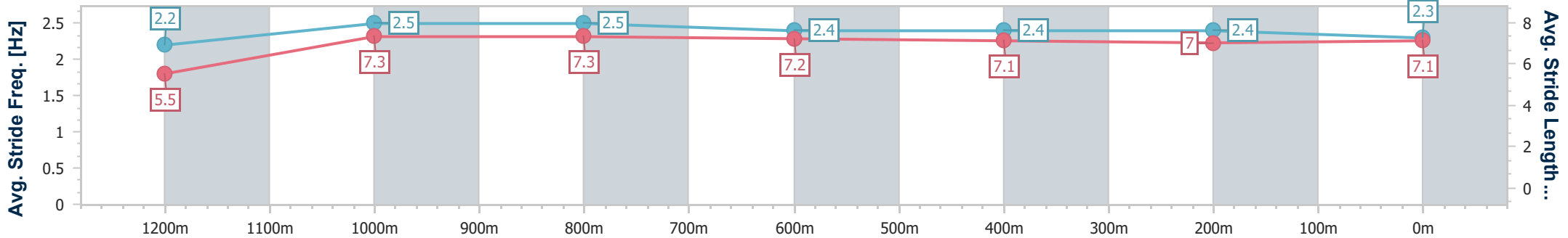
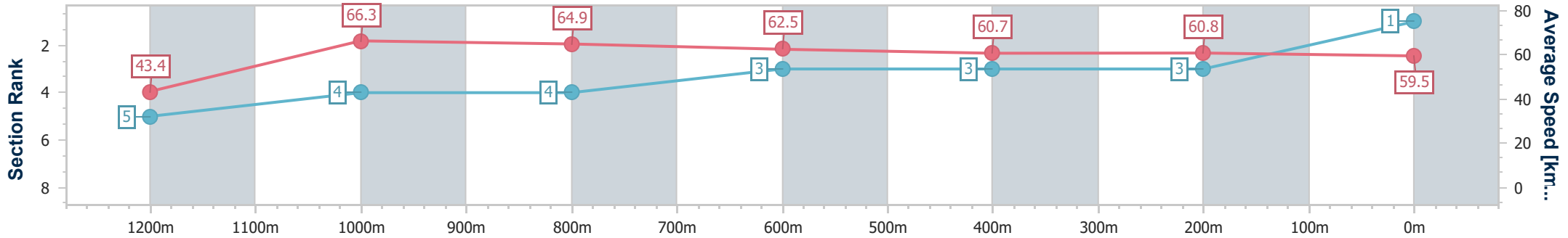
Race 3: Subzero Airconditioning Class 3 Handicap - 1300m

02 November 2024 - 19:12

Track Rating: Good 4, Weather: Fine, Rail Position: +3m 800m-300m, +5m Remainder



Section	Overall	1200m	1000m	800m	600m	400m	200m
Section Times	1:18.07 [1] (0:08.31)	1:09.76 [5] (0:10.86)	0:58.90 [4] (0:11.21)	0:47.69 [4] (0:11.66)	0:36.03 [3] (0:12.01)	0:24.02 [3] (0:11.91)	0:12.11 [3] (0:12.11)
Average Speed [km/h]	43.4	66.3	64.9	62.5	60.7	60.8	59.5
Top Speed [km/h]	64.2	67.6	67.3	64.2	62.6	61.9	60.6
Avg. Dist. to Rail [m]	3.9	1.6	2.5	3.0	2.9	1.6	1.3
Avg. Stride Freq. [Hz]	2.2	2.5	2.5	2.4	2.4	2.4	2.3
Avg. Stride Length [m]	5.5	7.3	7.3	7.2	7.1	7.0	7.1



- [] Ranking at each section and finish
- .-.- No data available at this section
- NA No data available



Horse/Jockey Name	The Deputy
Final Rank	2
Fastest Section Time (Section)	0:08.28 (Overall)
Top Speed [km/h] (Section)	67.7 (1200m)
Race State	Finished



Toowoomba QLD Professional

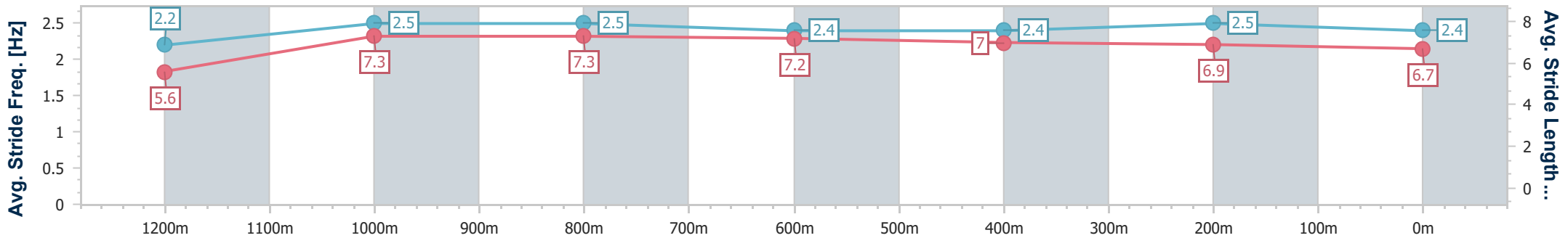
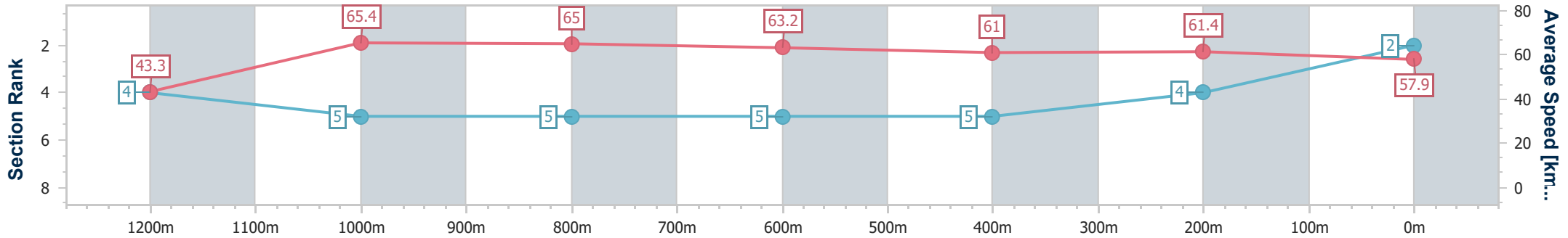
Race 3: Subzero Airconditioning Class 3 Handicap - 1300m

02 November 2024 - 19:12

Track Rating: Good 4, Weather: Fine, Rail Position: +3m 800m-300m, +5m Remainder



Section	Overall	1200m	1000m	800m	600m	400m	200m
Section Times	1:18.51 [2] (0:08.28)	1:10.23 [4] (0:11.03)	0:59.20 [5] (0:11.25)	0:47.95 [5] (0:11.52)	0:36.43 [5] (0:12.08)	0:24.35 [5] (0:11.92)	0:12.43 [4] (0:12.43)
Average Speed [km/h]	43.3	65.4	65.0	63.2	61.0	61.4	57.9
Top Speed [km/h]	61.9	67.7	66.5	65.5	63.0	61.9	61.3
Avg. Dist. to Rail [m]	6.5	3.2	3.9	3.5	4.5	3.6	2.3
Avg. Stride Freq. [Hz]	2.2	2.5	2.5	2.4	2.4	2.5	2.4
Avg. Stride Length [m]	5.6	7.3	7.3	7.2	7.0	6.9	6.7



- [] Ranking at each section and finish
- .-.- No data available at this section
- NA No data available



Horse/Jockey Name	Purezza
Final Rank	3
Fastest Section Time (Section)	0:08.05 (Overall)
Top Speed [km/h] (Section)	68.4 (1200m)
Race State	Finished



Toowoomba QLD Professional

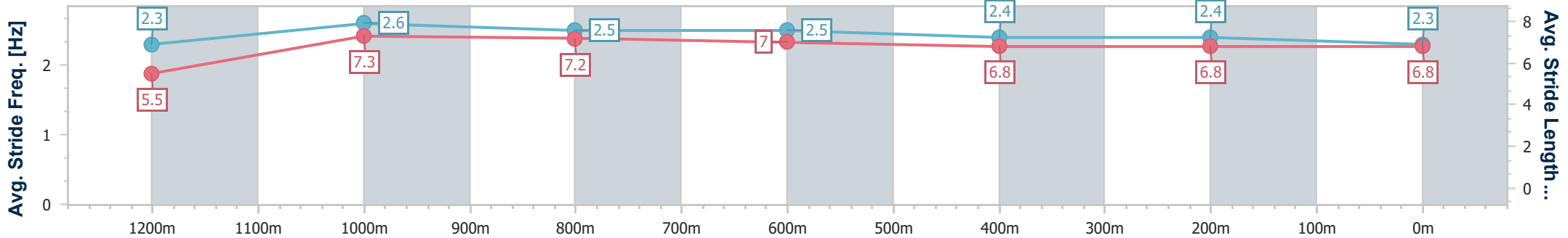
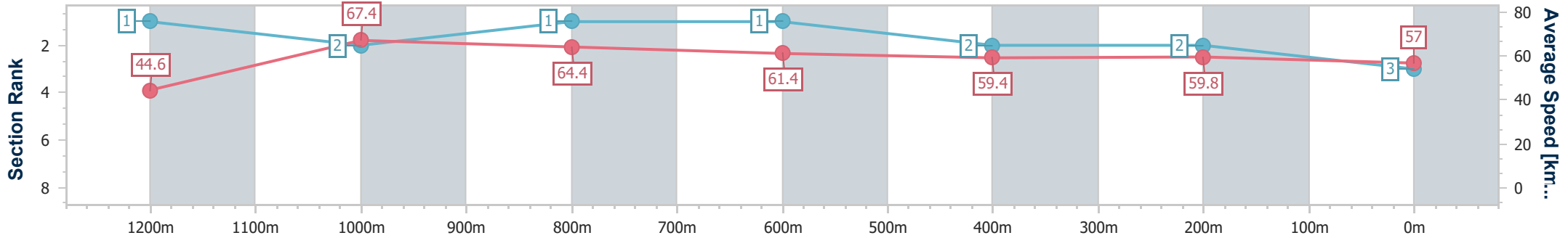
Race 3: Subzero Airconditioning Class 3 Handicap - 1300m



02 November 2024 - 19:12

Track Rating: Good 4, Weather: Fine, Rail Position: +3m 800m-300m, +5m Remainder

Section	Overall	1200m	1000m	800m	600m	400m	200m
Section Times	1:18.56 [3] (0:08.05)	1:10.51 [1] (0:10.70)	0:59.81 [2] (0:11.17)	0:48.64 [1] (0:11.73)	0:36.91 [1] (0:12.24)	0:24.67 [2] (0:12.04)	0:12.63 [2] (0:12.63)
Average Speed [km/h]	44.6	67.4	64.4	61.4	59.4	59.8	57.0
Top Speed [km/h]	64.6	68.4	65.9	62.7	61.7	61.3	58.5
Avg. Dist. to Rail [m]	6.3	0.5	0.7	1.1	1.7	1.0	1.9
Avg. Stride Freq. [Hz]	2.3	2.6	2.5	2.5	2.4	2.4	2.3
Avg. Stride Length [m]	5.5	7.3	7.2	7.0	6.8	6.8	6.8



- [] Ranking at each section and finish
- .-.- No data available at this section
- NA No data available



Horse/Jockey Name	Talana
Final Rank	4
Fastest Section Time (Section)	0:08.06 (Overall)
Top Speed [km/h] (Section)	68.6 (1200m)
Race State	Finished



Toowoomba QLD Professional

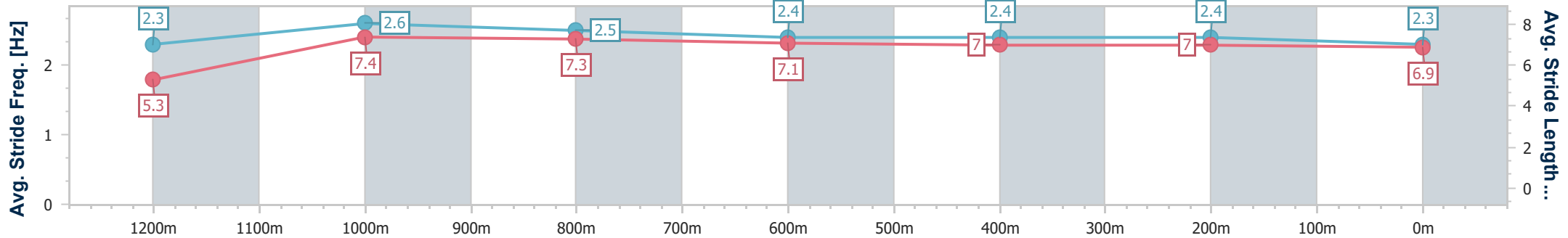
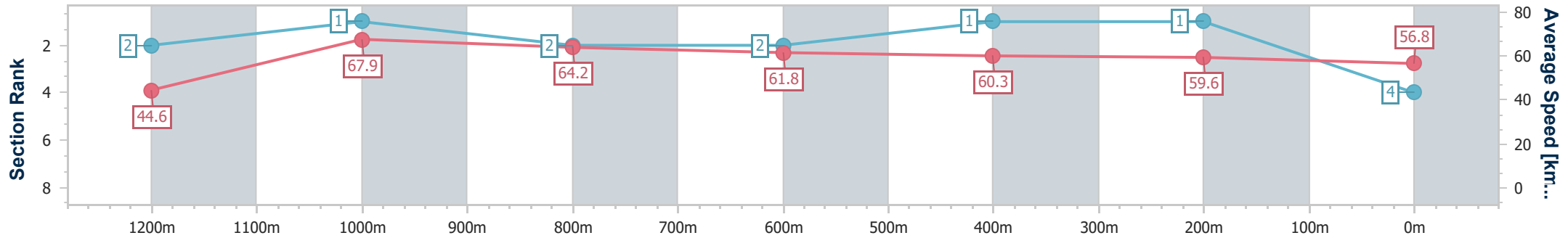
Race 3: Subzero Airconditioning Class 3 Handicap - 1300m

02 November 2024 - 19:12

Track Rating: Good 4, Weather: Fine, Rail Position: +3m 800m-300m, +5m Remainder



Section	Overall	1200m	1000m	800m	600m	400m	200m
Section Times	1:18.57 [4] (0:08.06)	1:10.51 [2] (0:10.66)	0:59.85 [1] (0:11.28)	0:48.57 [2] (0:11.74)	0:36.83 [2] (0:12.06)	0:24.77 [1] (0:12.12)	0:12.65 [1] (0:12.65)
Average Speed [km/h]	44.6	67.9	64.2	61.8	60.3	59.6	56.8
Top Speed [km/h]	65.2	68.6	65.7	63.2	61.7	61.2	58.5
Avg. Dist. to Rail [m]	8.3	2.7	2.3	2.2	2.1	0.6	0.5
Avg. Stride Freq. [Hz]	2.3	2.6	2.5	2.4	2.4	2.4	2.3
Avg. Stride Length [m]	5.3	7.4	7.3	7.1	7.0	7.0	6.9



- [] Ranking at each section and finish
- .-.- No data available at this section
- NA No data available



Horse/Jockey Name	New Maher
Final Rank	5
Fastest Section Time (Section)	0:08.20 (Overall)
Top Speed [km/h] (Section)	67.8 (1200m)
Race State	Finished



Toowoomba QLD Professional

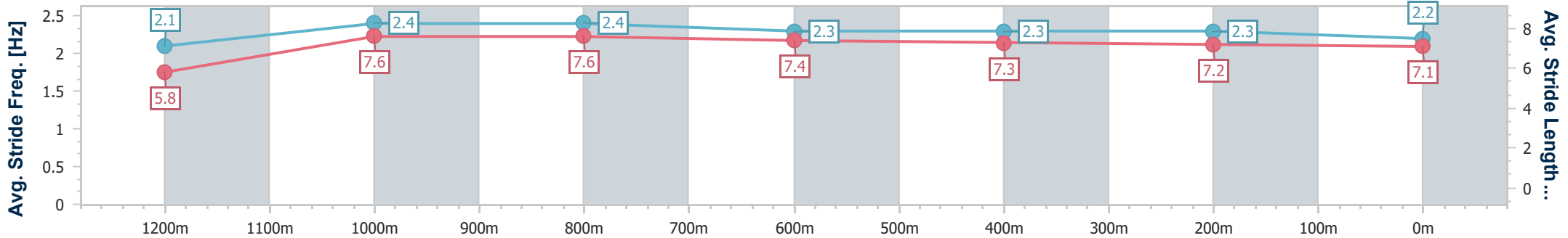
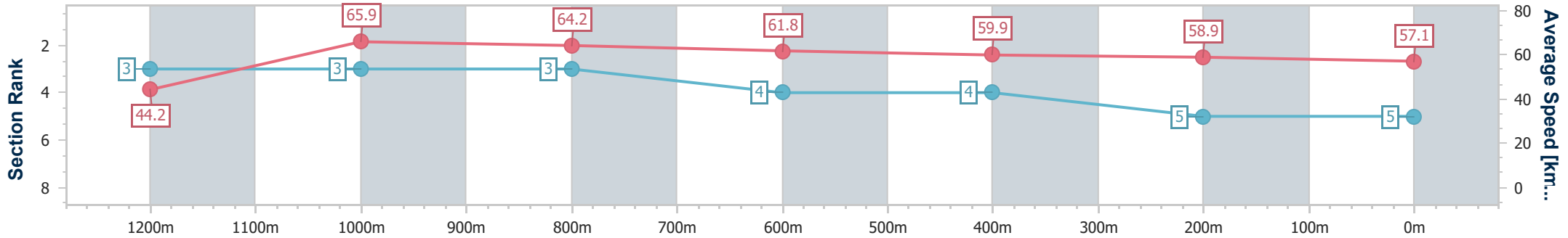
Race 3: Subzero Airconditioning Class 3 Handicap - 1300m

02 November 2024 - 19:12

Track Rating: Good 4, Weather: Fine, Rail Position: +3m 800m-300m, +5m Remainder



Section	Overall	1200m	1000m	800m	600m	400m	200m
Section Times	1:18.91 [5] (0:08.20)	1:10.71 [3] (0:10.89)	0:59.82 [3] (0:11.26)	0:48.56 [3] (0:11.72)	0:36.84 [4] (0:12.03)	0:24.81 [4] (0:12.20)	0:12.61 [5] (0:12.61)
Average Speed [km/h]	44.2	65.9	64.2	61.8	59.9	58.9	57.1
Top Speed [km/h]	62.1	67.8	66.7	62.8	61.5	59.4	57.9
Avg. Dist. to Rail [m]	2.7	0.6	1.1	0.8	0.5	0.6	0.3
Avg. Stride Freq. [Hz]	2.1	2.4	2.4	2.3	2.3	2.3	2.2
Avg. Stride Length [m]	5.8	7.6	7.6	7.4	7.3	7.2	7.1



- [] Ranking at each section and finish
- .-.- No data available at this section
- NA No data available



Horse/Jockey Name	Down The Barrel
Final Rank	6
Fastest Section Time (Section)	0:08.61 (Overall)
Top Speed [km/h] (Section)	67.3 (1200m)
Race State	Finished



Toowoomba QLD Professional

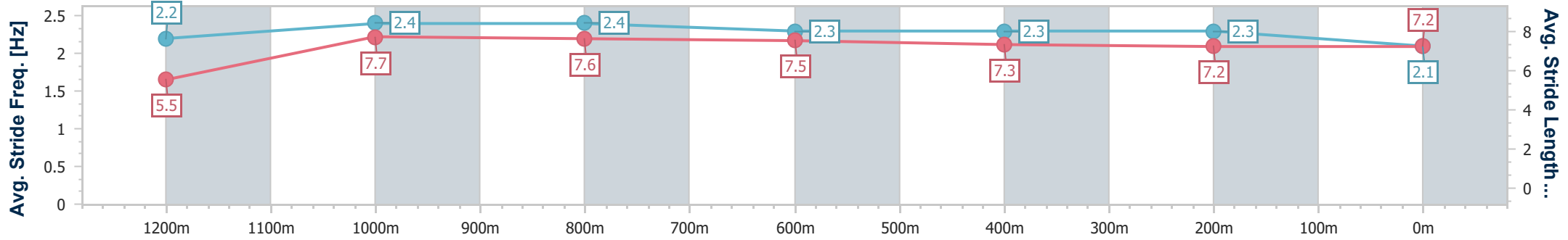
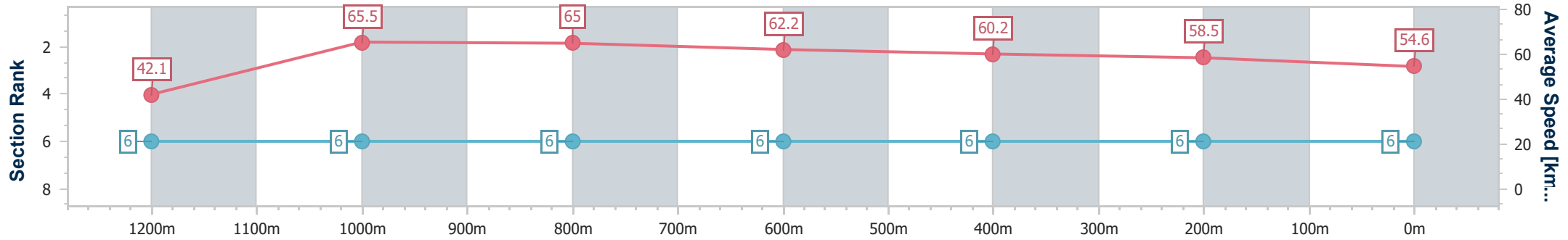
Race 3: Subzero Airconditioning Class 3 Handicap - 1300m

02 November 2024 - 19:12

Track Rating: Good 4, Weather: Fine, Rail Position: +3m 800m-300m, +5m Remainder



Section	Overall	1200m	1000m	800m	600m	400m	200m
Section Times	1:19.86 [6] (0:08.61)	1:11.25 [6] (0:11.02)	1:00.23 [6] (0:11.13)	0:49.10 [6] (0:11.58)	0:37.52 [6] (0:12.07)	0:25.45 [6] (0:12.28)	0:13.17 [6] (0:13.17)
Average Speed [km/h]	42.1	65.5	65.0	62.2	60.2	58.5	54.6
Top Speed [km/h]	61.8	67.3	66.2	64.2	61.0	59.5	57.9
Avg. Dist. to Rail [m]	7.8	2.1	1.9	0.4	1.1	0.5	0.3
Avg. Stride Freq. [Hz]	2.2	2.4	2.4	2.3	2.3	2.3	2.1
Avg. Stride Length [m]	5.5	7.7	7.6	7.5	7.3	7.2	7.2



- [] Ranking at each section and finish
- .-.- No data available at this section
- NA No data available



Toowoomba QLD Professional

Race 4: Harvey Norman Commercial Toowoomba Maiden Handicap - 1000m

02 November 2024 - 19:50



Track Rating: Good 4, Weather: Fine, Rail Position: +3m 800m-300m, +5m Remainder

Section		Overall	800m	600m	400m	200m	Last 600m					
Field Times		0:59.88 (0:14.16)	0:45.72 (0:11.19)	0:34.53 (0:11.64)	0:22.89 (0:11.39)	0:11.50 (0:11.50)	0:34.53					
Rank	TAB Horse/Jockey	Barrier	Top Speed [km/h]	Fastest Section	Margin					Distance Travelled [m]		
1	1 BOARD MEMBER Fiona Sandkuhl	1	67.3 Overall	0:11.13 800m	0:59.88 [1] (0:14.31)	0:45.57 [2] (0:11.13)	0:34.44 [2] (0:11.61)	0:22.83 [2] (0:11.36)	0:11.47 [2] (0:11.47)	0:59.88	0:34.44	
2	3 JEROBI Karl Zechner	11	68.4 Overall	0:11.19 800m	1:00.10 [2] (0:14.16)	0:45.94 [1] (0:11.19)	0:34.75 [1] (0:11.64)	0:23.11 [1] (0:11.39)	0:11.72 [1] (0:11.72)	1.3L	0:34.75	+0
3	4 GIDDAY GIDDAY Nozi Tomizawa	9	67.8 800m	0:11.02 800m	1:01.23 [3] (0:15.11)	0:46.12 [7] (0:11.02)	0:35.10 [6] (0:11.59)	0:23.51 [5] (0:11.79)	0:11.72 [4] (0:11.72)	7.8L	0:35.10	+4
4	7 TWOPENCE Rob Thorburn	12	68.0 800m	0:10.95 800m	1:01.27 [4] (0:14.75)	0:46.52 [4] (0:10.95)	0:35.57 [3] (0:11.78)	0:23.79 [3] (0:11.76)	0:12.03 [3] (0:12.03)	8L	0:35.57	+4
5	5 HANK THE HUSTLER Hannah Richardson	7	66.1 800m	0:11.04 800m	1:01.41 [5] (0:15.12)	0:46.29 [8] (0:11.04)	0:35.25 [7] (0:11.81)	0:23.44 [7] (0:11.60)	0:11.84 [5] (0:11.84)	8.8L	0:35.25	+2
6	12 ATLANTIC LACE Brendon Newport	5	65.1 800m	0:11.24 800m	1:01.69 [6] (0:15.57)	0:46.12 [9] (0:11.24)	0:34.88 [9] (0:11.57)	0:23.31 [9] (0:11.41)	0:11.90 [7] (0:11.90)	10.3L	0:34.88	+0
7	8 SPRUCE Dylan Bennett	2	64.8 Overall	0:10.99 800m	1:01.80 [7] (0:15.86)	0:45.94 [10] (0:10.99)	0:34.95 [10] (0:11.22)	0:23.73 [8] (0:11.76)	0:11.97 [8] (0:11.97)	10.8L	0:34.95	-17
8	2 WICKED WINNEY Kenji Yoshida	10	67.6 800m	0:11.13 800m	1:02.36 [8] (0:14.77)	0:47.59 [5] (0:11.13)	0:36.46 [5] (0:11.94)	0:24.52 [6] (0:12.09)	0:12.43 [9] (0:12.43)	14.1L	0:36.46	+5
9	11 QUEEN OF THE SKIES Wayne O'Connell	4	65.2 800m	0:11.16 800m	1:02.82 [9] (0:14.61)	0:48.21 [3] (0:11.16)	0:37.05 [4] (0:11.89)	0:25.16 [4] (0:12.13)	0:13.03 [6] (0:13.03)	16.6L	0:37.05	-4

Did Not Finish: Queen Nina (#10)

Scratched: Tallulah (#6), Kool Bruce (#9)

[] Ranking at each section and finish
 -:-:- No data available at this section
 NA No data available

SCN Saddle cloth number
 DNF Did not finish
 DNT Did not track



Horse/Jockey Name	Board Member
Final Rank	1
Fastest Section Time (Section)	0:11.13 (800m)
Top Speed [km/h] (Section)	67.3 (Overall)
Race State	Finished



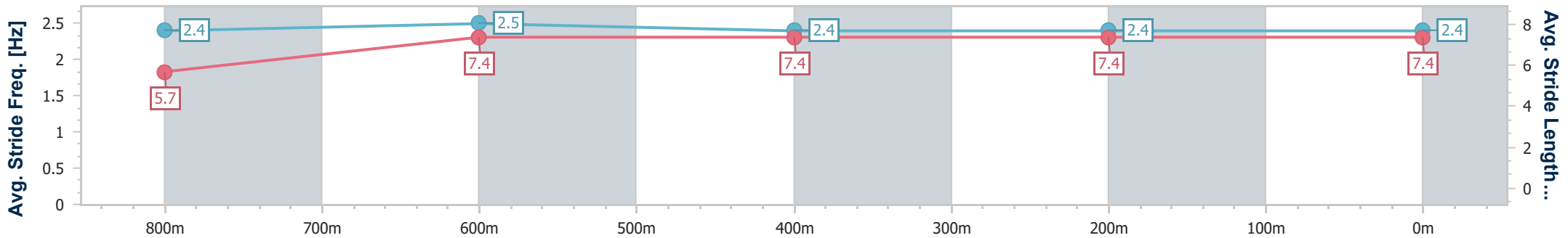
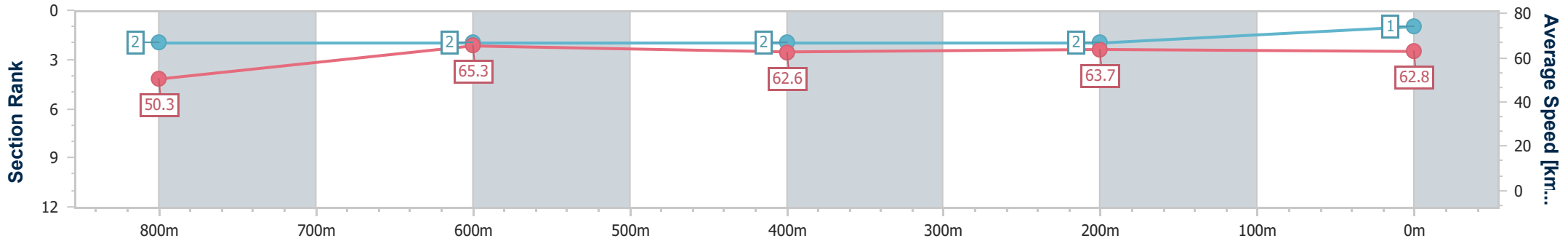
Toowoomba QLD Professional
Race 4: Harvey Norman Commercial Toowoomba Maiden Handicap - 1000m



02 November 2024 - 19:50

Track Rating: Good 4, Weather: Fine, Rail Position: +3m 800m-300m, +5m Remainder

Section	Overall	800m	600m	400m	200m
Section Times	0:59.88 [1] (0:14.31)	0:45.57 [2] (0:11.13)	0:34.44 [2] (0:11.61)	0:22.83 [2] (0:11.36)	0:11.47 [2] (0:11.47)
Average Speed [km/h]	50.3	65.3	62.6	63.7	62.8
Top Speed [km/h]	67.3	66.5	64.3	64.9	65.0
Avg. Dist. to Rail [m]	1.9	2.2	1.8	1.3	1.2
Avg. Stride Freq. [Hz]	2.4	2.5	2.4	2.4	2.4
Avg. Stride Length [m]	5.7	7.4	7.4	7.4	7.4



- [] Ranking at each section and finish
- .-.- No data available at this section
- NA No data available



Horse/Jockey Name	Jerobi
Final Rank	2
Fastest Section Time (Section)	0:11.19 (800m)
Top Speed [km/h] (Section)	68.4 (Overall)
Race State	Finished



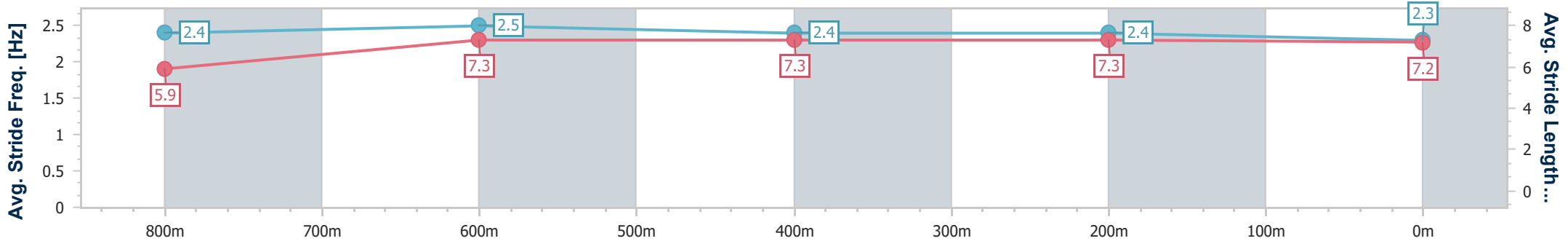
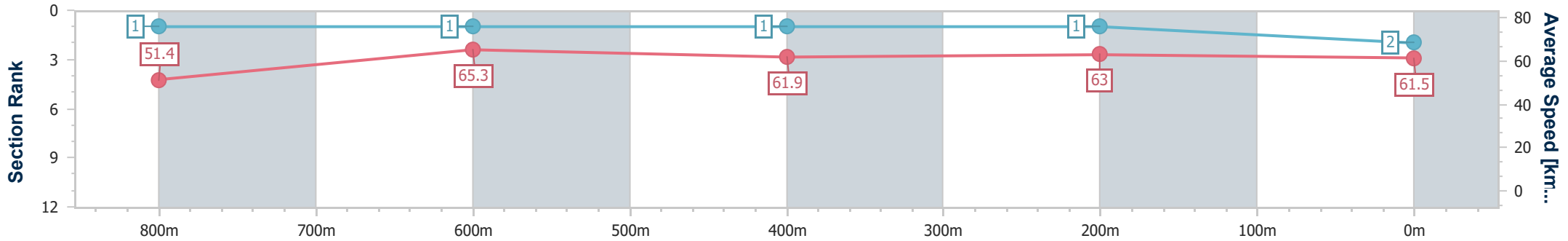
Toowoomba QLD Professional
Race 4: Harvey Norman Commercial Toowoomba Maiden Handicap - 1000m



02 November 2024 - 19:50

Track Rating: Good 4, Weather: Fine, Rail Position: +3m 800m-300m, +5m Remainder

Section	Overall	800m	600m	400m	200m
Section Times	1:00.10 [2] (0:14.16)	0:45.94 [1] (0:11.19)	0:34.75 [1] (0:11.64)	0:23.11 [1] (0:11.39)	0:11.72 [1] (0:11.72)
Average Speed [km/h]	51.4	65.3	61.9	63.0	61.5
Top Speed [km/h]	68.4	68.3	63.3	64.1	64.0
Avg. Dist. to Rail [m]	5.6	2.9	0.5	1.0	0.8
Avg. Stride Freq. [Hz]	2.4	2.5	2.4	2.4	2.3
Avg. Stride Length [m]	5.9	7.3	7.3	7.3	7.2



- [] Ranking at each section and finish
- .-.- No data available at this section
- NA No data available



Horse/Jockey Name	Gidday Gidday
Final Rank	3
Fastest Section Time (Section)	0:11.02 (800m)
Top Speed [km/h] (Section)	67.8 (800m)
Race State	Finished



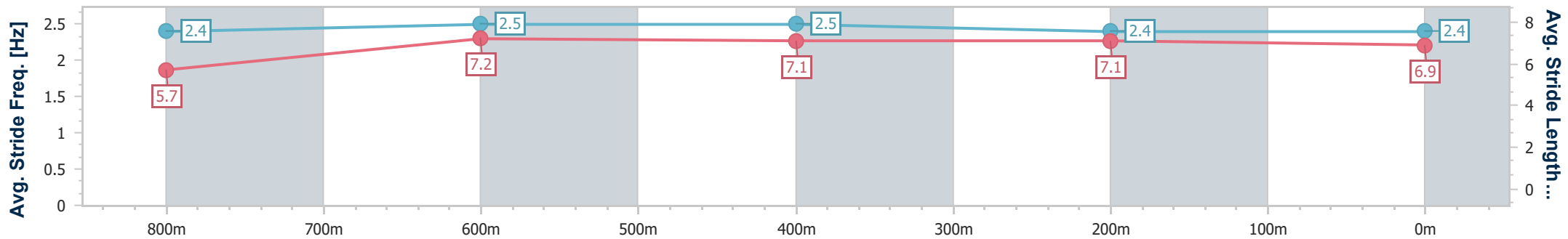
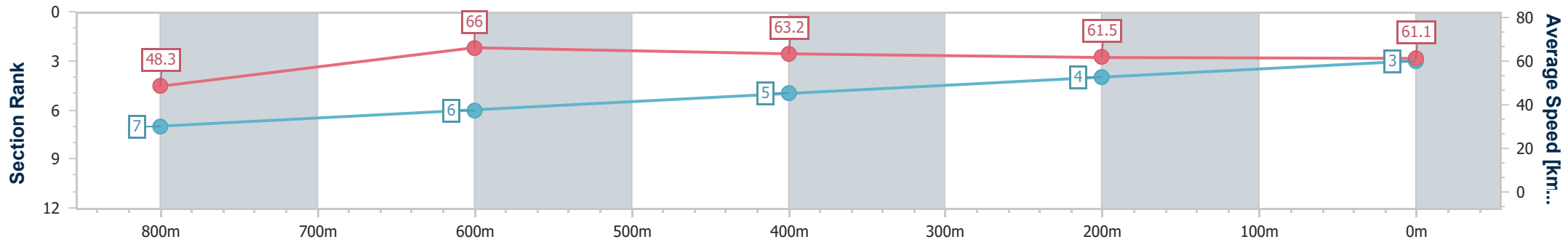
Toowoomba QLD Professional
Race 4: Harvey Norman Commercial Toowoomba Maiden Handicap - 1000m



02 November 2024 - 19:50

Track Rating: Good 4, Weather: Fine, Rail Position: +3m 800m-300m, +5m Remainder

Section	Overall	800m	600m	400m	200m
Section Times	1:01.23 [3] (0:15.11)	0:46.12 [7] (0:11.02)	0:35.10 [6] (0:11.59)	0:23.51 [5] (0:11.79)	0:11.72 [4] (0:11.72)
Average Speed [km/h]	48.3	66.0	63.2	61.5	61.1
Top Speed [km/h]	65.1	67.8	66.6	63.8	62.1
Avg. Dist. to Rail [m]	4.4	3.1	3.7	1.6	1.0
Avg. Stride Freq. [Hz]	2.4	2.5	2.5	2.4	2.4
Avg. Stride Length [m]	5.7	7.2	7.1	7.1	6.9



- [] Ranking at each section and finish
- .-.- No data available at this section
- NA No data available



Horse/Jockey Name	Twopence
Final Rank	4
Fastest Section Time (Section)	0:10.95 (800m)
Top Speed [km/h] (Section)	68.0 (800m)
Race State	Finished



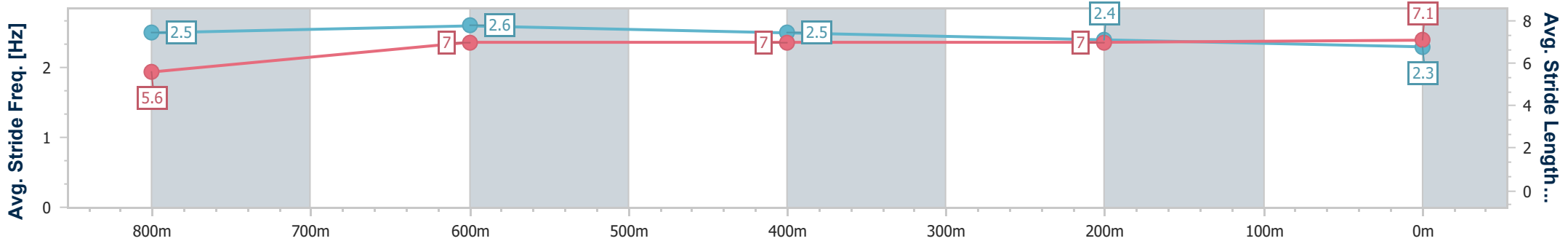
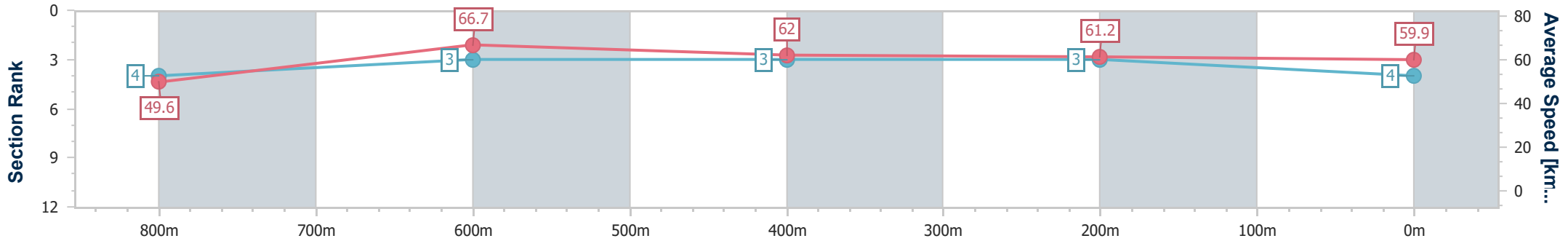
Toowoomba QLD Professional
Race 4: Harvey Norman Commercial Toowoomba Maiden Handicap - 1000m



02 November 2024 - 19:50

Track Rating: Good 4, Weather: Fine, Rail Position: +3m 800m-300m, +5m Remainder

Section	Overall	800m	600m	400m	200m
Section Times	1:01.27 [4] (0:14.75)	0:46.52 [4] (0:10.95)	0:35.57 [3] (0:11.78)	0:23.79 [3] (0:11.76)	0:12.03 [3] (0:12.03)
Average Speed [km/h]	49.6	66.7	62.0	61.2	59.9
Top Speed [km/h]	66.6	68.0	64.8	62.6	61.0
Avg. Dist. to Rail [m]	7.2	4.1	3.1	0.7	1.4
Avg. Stride Freq. [Hz]	2.5	2.6	2.5	2.4	2.3
Avg. Stride Length [m]	5.6	7.0	7.0	7.0	7.1



- [] Ranking at each section and finish
- .-.- No data available at this section
- NA No data available



Horse/Jockey Name	Hank The Hustler
Final Rank	5
Fastest Section Time (Section)	0:11.04 (800m)
Top Speed [km/h] (Section)	66.1 (800m)
Race State	Finished



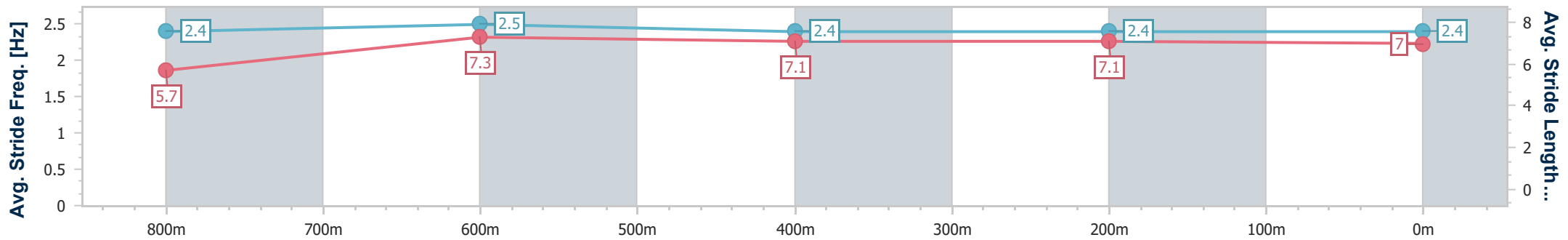
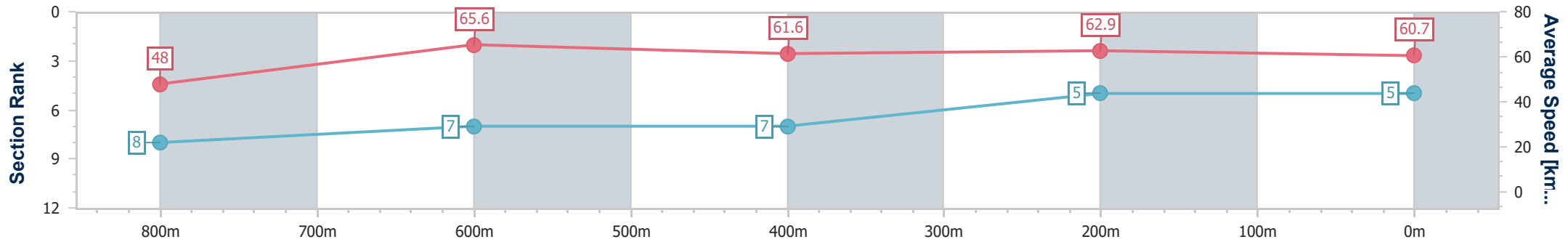
Toowoomba QLD Professional
 Race 4: Harvey Norman Commercial Toowoomba Maiden Handicap - 1000m



02 November 2024 - 19:50

Track Rating: Good 4, Weather: Fine, Rail Position: +3m 800m-300m, +5m Remainder

Section	Overall	800m	600m	400m	200m
Section Times	1:01.41 [5] (0:15.12)	0:46.29 [8] (0:11.04)	0:35.25 [7] (0:11.81)	0:23.44 [7] (0:11.60)	0:11.84 [5] (0:11.84)
Average Speed [km/h]	48.0	65.6	61.6	62.9	60.7
Top Speed [km/h]	64.5	66.1	63.6	64.1	61.9
Avg. Dist. to Rail [m]	4.8	1.4	2.2	2.9	4.2
Avg. Stride Freq. [Hz]	2.4	2.5	2.4	2.4	2.4
Avg. Stride Length [m]	5.7	7.3	7.1	7.1	7.0



- [] Ranking at each section and finish
- .-.- No data available at this section
- NA No data available



Horse/Jockey Name	Atlantic Lace
Final Rank	6
Fastest Section Time (Section)	0:11.24 (800m)
Top Speed [km/h] (Section)	65.1 (800m)
Race State	Finished



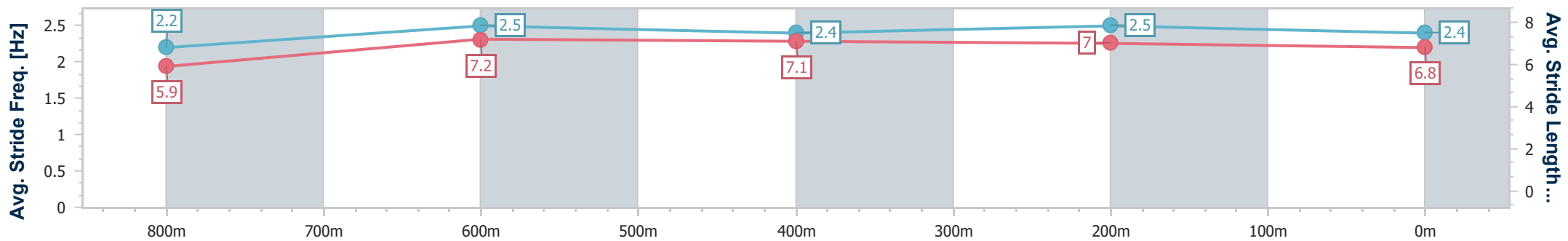
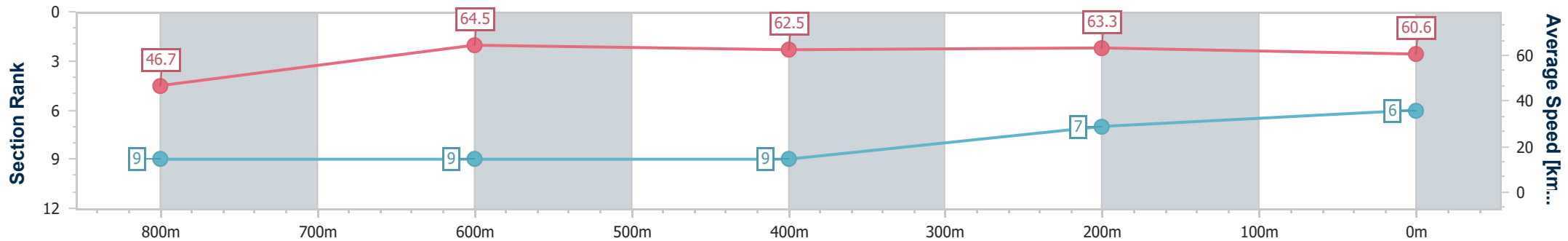
Toowoomba QLD Professional
Race 4: Harvey Norman Commercial Toowoomba Maiden Handicap - 1000m



02 November 2024 - 19:50

Track Rating: Good 4, Weather: Fine, Rail Position: +3m 800m-300m, +5m Remainder

Section	Overall	800m	600m	400m	200m
Section Times	1:01.69 [6] (0:15.57)	0:46.12 [9] (0:11.24)	0:34.88 [9] (0:11.57)	0:23.31 [9] (0:11.41)	0:11.90 [7] (0:11.90)
Average Speed [km/h]	46.7	64.5	62.5	63.3	60.6
Top Speed [km/h]	63.0	65.1	64.8	64.6	64.0
Avg. Dist. to Rail [m]	3.1	1.7	1.2	2.0	4.5
Avg. Stride Freq. [Hz]	2.2	2.5	2.4	2.5	2.4
Avg. Stride Length [m]	5.9	7.2	7.1	7.0	6.8



- [] Ranking at each section and finish
- .-.- No data available at this section
- NA No data available



Horse/Jockey Name	Spruce
Final Rank	7
Fastest Section Time (Section)	0:10.99 (800m)
Top Speed [km/h] (Section)	64.8 (Overall)
Race State	Finished



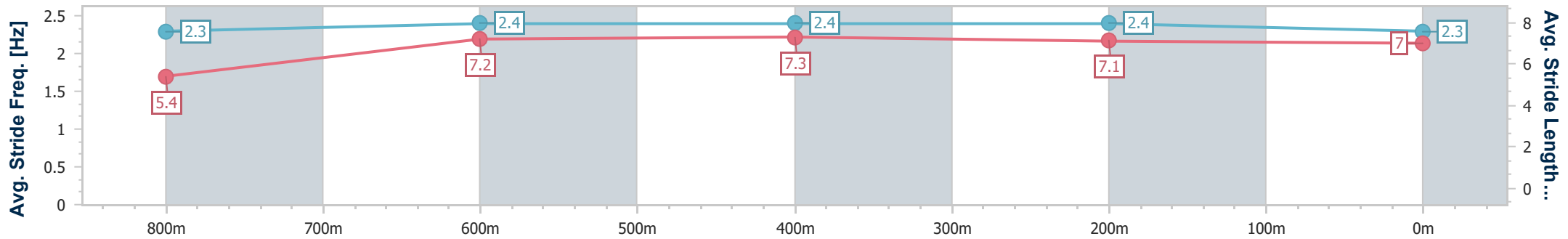
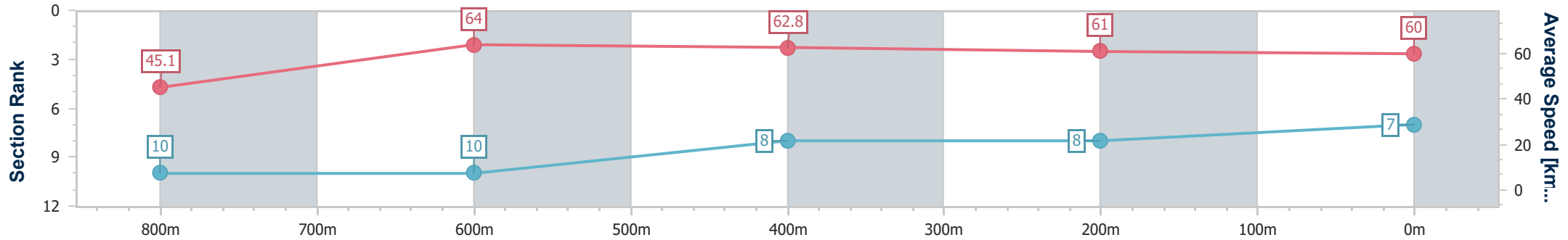
Toowoomba QLD Professional
Race 4: Harvey Norman Commercial Toowoomba Maiden Handicap - 1000m



02 November 2024 - 19:50

Track Rating: Good 4, Weather: Fine, Rail Position: +3m 800m-300m, +5m Remainder

Section	Overall	800m	600m	400m	200m
Section Times	1:01.80 [7] (0:15.86)	0:45.94 [10] (0:10.99)	0:34.95 [10] (0:11.22)	0:23.73 [8] (0:11.76)	0:11.97 [8] (0:11.97)
Average Speed [km/h]	45.1	64.0	62.8	61.0	60.0
Top Speed [km/h]	64.8	64.8	64.6	63.7	60.7
Avg. Dist. to Rail [m]	2.8	6.0	4.9	0.9	1.5
Avg. Stride Freq. [Hz]	2.3	2.4	2.4	2.4	2.3
Avg. Stride Length [m]	5.4	7.2	7.3	7.1	7.0



- [] Ranking at each section and finish
- .-.- No data available at this section
- NA No data available



Horse/Jockey Name	Wicked Winney
Final Rank	8
Fastest Section Time (Section)	0:11.13 (800m)
Top Speed [km/h] (Section)	67.6 (800m)
Race State	Finished



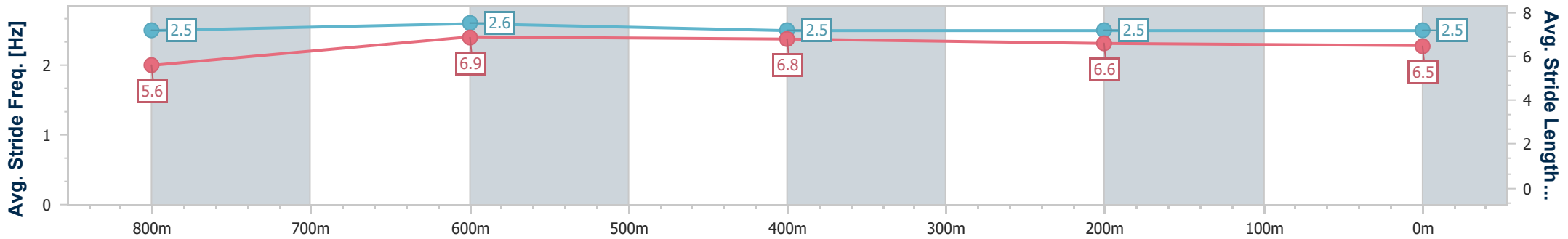
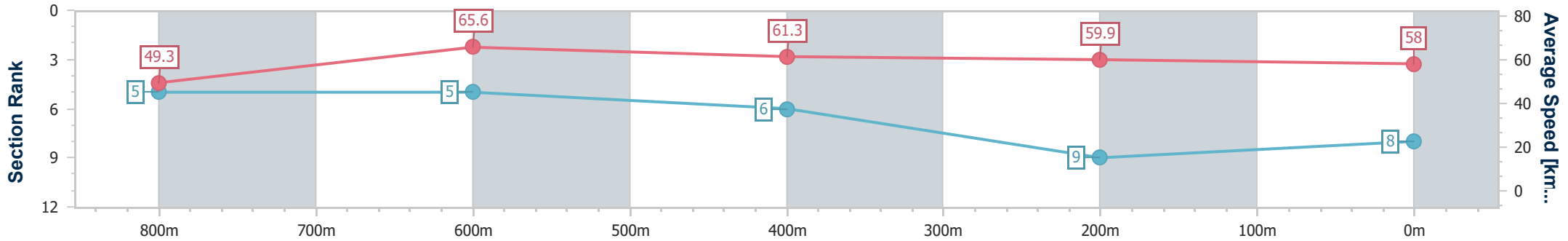
Toowoomba QLD Professional
Race 4: Harvey Norman Commercial Toowoomba Maiden Handicap - 1000m



02 November 2024 - 19:50

Track Rating: Good 4, Weather: Fine, Rail Position: +3m 800m-300m, +5m Remainder

Section	Overall	800m	600m	400m	200m
Section Times	1:02.36 [8] (0:14.77)	0:47.59 [5] (0:11.13)	0:36.46 [5] (0:11.94)	0:24.52 [6] (0:12.09)	0:12.43 [9] (0:12.43)
Average Speed [km/h]	49.3	65.6	61.3	59.9	58.0
Top Speed [km/h]	64.3	67.6	62.2	61.3	59.5
Avg. Dist. to Rail [m]	4.9	4.2	3.5	1.2	1.3
Avg. Stride Freq. [Hz]	2.5	2.6	2.5	2.5	2.5
Avg. Stride Length [m]	5.6	6.9	6.8	6.6	6.5



- [] Ranking at each section and finish
- .-.- No data available at this section
- NA No data available



Horse/Jockey Name	Queen Of The Skies
Final Rank	9
Fastest Section Time (Section)	0:11.16 (800m)
Top Speed [km/h] (Section)	65.2 (800m)
Race State	Finished



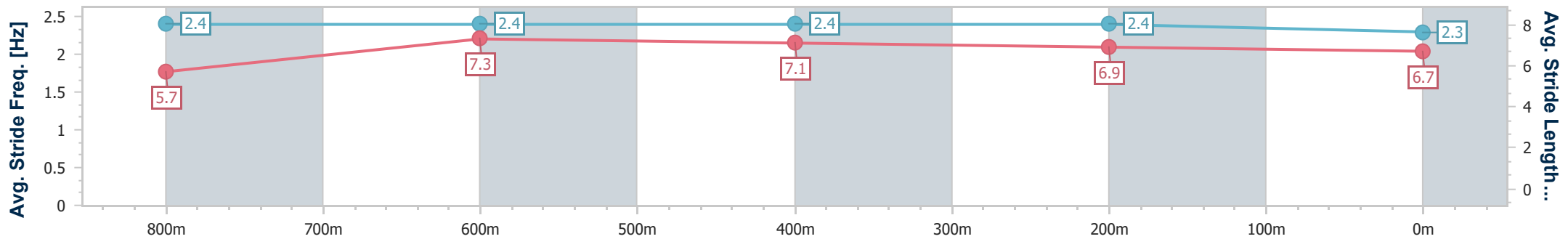
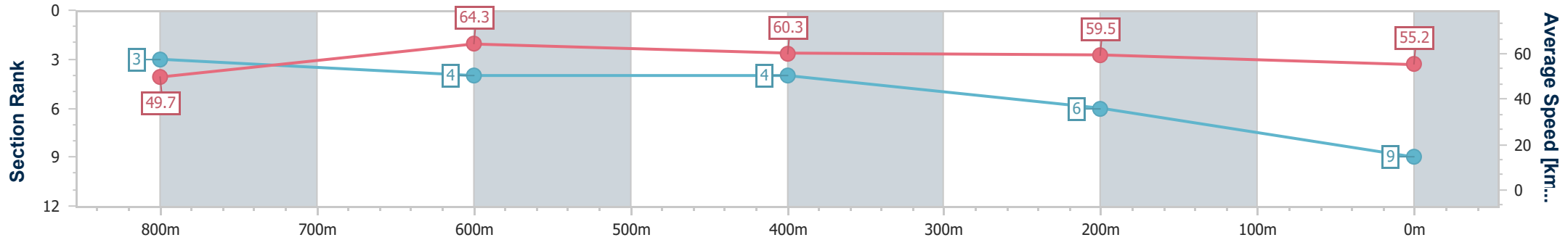
Toowoomba QLD Professional
Race 4: Harvey Norman Commercial Toowoomba Maiden Handicap - 1000m



02 November 2024 - 19:50

Track Rating: Good 4, Weather: Fine, Rail Position: +3m 800m-300m, +5m Remainder

Section	Overall	800m	600m	400m	200m
Section Times	1:02.82 [9] (0:14.61)	0:48.21 [3] (0:11.16)	0:37.05 [4] (0:11.89)	0:25.16 [4] (0:12.13)	0:13.03 [6] (0:13.03)
Average Speed [km/h]	49.7	64.3	60.3	59.5	55.2
Top Speed [km/h]	64.8	65.2	63.3	60.5	58.3
Avg. Dist. to Rail [m]	2.4	1.3	1.2	0.5	0.3
Avg. Stride Freq. [Hz]	2.4	2.4	2.4	2.4	2.3
Avg. Stride Length [m]	5.7	7.3	7.1	6.9	6.7



- [] Ranking at each section and finish
- .-.- No data available at this section
- NA No data available



Horse/Jockey Name	Queen Nina
Final Rank	2147483647
Fastest Section Time (Section)	0:11.53 (800m)
Top Speed [km/h] (Section)	65.5 (800m)
Race State	DidNotFinish



Toowoomba QLD Professional
 Race 4: Harvey Norman Commercial Toowoomba Maiden
 Handicap - 1000m

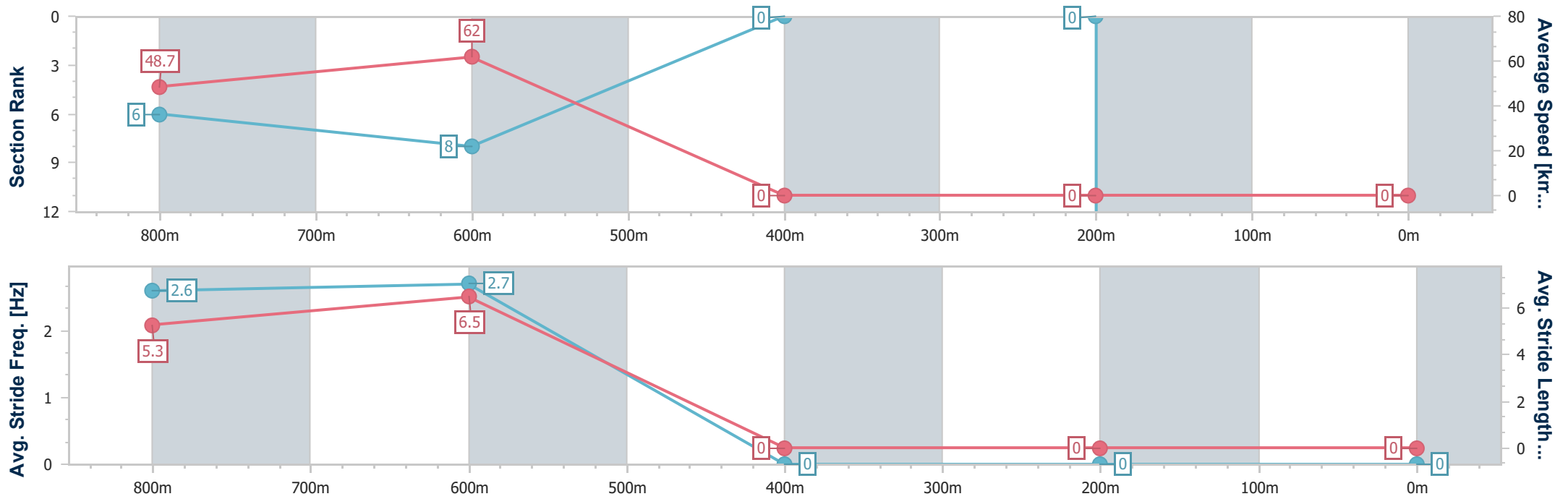


02 November 2024 - 19:50

Track Rating: Good 4, Weather: Fine, Rail Position: +3m 800m-
 300m, +5m Remainder

Section	Overall	800m	600m	400m	200m								
Section Times	0:00.00 [2147483647 1 (0:14.82)	0:00.00 [6] (0:11.53)	-:--:--	-:--:--	-:--:--								
Average Speed [km/h]	48.7	62.0	0.0	0.0	0.0								
Top Speed [km/h]	64.9	65.5	--:--	--:--	--:--								
Avg. Dist. to Rail [m]	1.9	0.8	0.0	0.0	0.0								
Avg. Stride Freq. [Hz]	2.6	2.7	--:--	--:--	--:--								
Avg. Stride Length [m]	5.3	6.5	--:--	--:--	--:--								

- [] Ranking at each section and finish
- :--:-- No data available at this section
- NA No data available



- [] Ranking at each section and finish
- .-.- No data available at this section
- NA No data available



Toowoomba QLD Professional

Race 5: Empire of Japan QTIS Three-Years-Old Maiden Plate - 1000m

02 November 2024 - 20:25



Track Rating: Good 4, Weather: Fine, Rail Position: +3m 800m-300m, +5m Remainder

Section		Overall									Last 600m	
Field Times		1:00.36 (0:14.60)									0:34.26	
		800m			600m		400m		200m			
		0:45.76 (0:11.50)			0:34.26 (0:11.85)		0:22.41 (0:11.29)		0:11.12 (0:11.12)			
Rank	TAB	Horse/Jockey	Barrier	Top Speed [km/h]	Fastest Section	Overall	800m	600m	400m	200m	Margin	Distance Travelled [m]
1	7	MIXED SIGNALS Les Tilley	6	66.2 200m	0:11.12 200m	1:00.36 [1] (0:14.61)	0:45.75 [2] (0:11.49)	0:34.26 [1] (0:11.85)	0:22.41 [1] (0:11.29)	0:11.12 [1] (0:11.12)	1:00.36	0:34.26
2	10	ZHENG YOU Montanna Savva	5	64.7 400m	0:11.32 200m	1:00.96 [2] (0:14.78)	0:46.18 [3] (0:11.54)	0:34.64 [3] (0:11.85)	0:22.79 [3] (0:11.47)	0:11.32 [3] (0:11.32)	3.5L	0:34.64 +4
3	4	LUCKY MAN Nozi Tomizawa	7	64.4 400m	0:11.45 400m	1:01.08 [3] (0:14.60)	0:46.48 [1] (0:11.64)	0:34.84 [2] (0:11.88)	0:22.96 [2] (0:11.45)	0:11.51 [2] (0:11.51)	4L	0:34.84 +5
4	3	KEEP IT LOKI Liv O'Donnell	3	63.7 400m	0:11.40 200m	1:01.48 [4] (0:15.15)	0:46.33 [6] (0:11.51)	0:34.82 [6] (0:11.88)	0:22.94 [5] (0:11.54)	0:11.40 [5] (0:11.40)	6.3L	0:34.82 -1
5	1	GIGGY Georgina Cartwright	10	63.9 Overall	0:11.46 400m	1:01.60 [5] (0:14.84)	0:46.76 [4] (0:11.68)	0:35.08 [4] (0:11.93)	0:23.15 [4] (0:11.46)	0:11.69 [4] (0:11.69)	6.8L	0:35.08 +8
6	5	MISSION POSSIBLE Karl Zechner	9	64.1 200m	0:11.46 200m	1:01.80 [6] (0:15.18)	0:46.62 [7] (0:11.68)	0:34.94 [7] (0:11.93)	0:23.01 [7] (0:11.55)	0:11.46 [7] (0:11.46)	7.8L	0:34.94 +8
7	11	KOOL BRUCE Amy Graham	1	64.5 400m	0:11.43 400m	1:01.81 [7] (0:15.29)	0:46.52 [8] (0:11.65)	0:34.87 [8] (0:11.98)	0:22.89 [8] (0:11.43)	0:11.46 [8] (0:11.46)	7.9L	0:34.87 +2
8	9	TALLULAH Rob Thorburn	8	65.4 Overall	0:11.47 400m	1:02.12 [8] (0:15.04)	0:47.08 [5] (0:11.60)	0:35.48 [5] (0:12.15)	0:23.33 [6] (0:11.47)	0:11.86 [6] (0:11.86)	9.7L	0:35.48 +7
9	2	HIT THE BUTTON Hannah Richardson	2	62.9 800m	0:11.74 400m	1:02.95 [9] (0:15.36)	0:47.59 [9] (0:11.76)	0:35.83 [9] (0:11.98)	0:23.85 [9] (0:11.74)	0:12.11 [9] (0:12.11)	14.5L	0:35.83 +10

Scratched: Tinjack (#6), Skyport Lane (#8)

[] Ranking at each section and finish
 -:-:- No data available at this section
 NA No data available

SCN Saddle cloth number
 DNF Did not finish
 DNT Did not track



Horse/Jockey Name	Mixed Signals
Final Rank	1
Fastest Section Time (Section)	0:11.12 (200m)
Top Speed [km/h] (Section)	66.2 (200m)
Race State	Finished



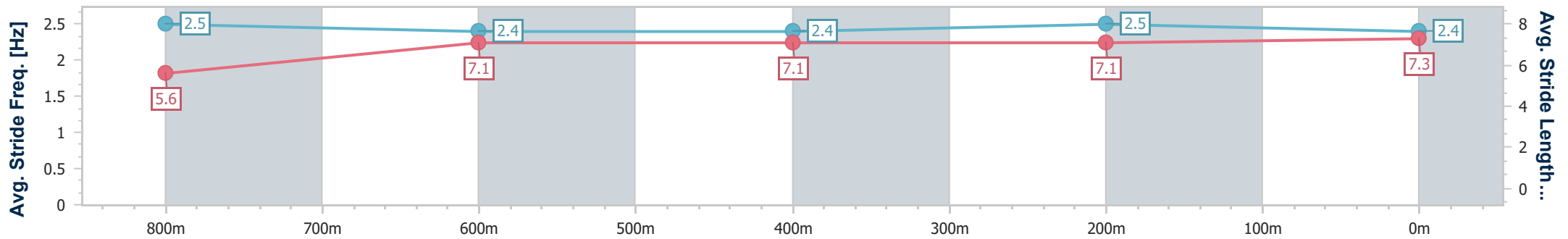
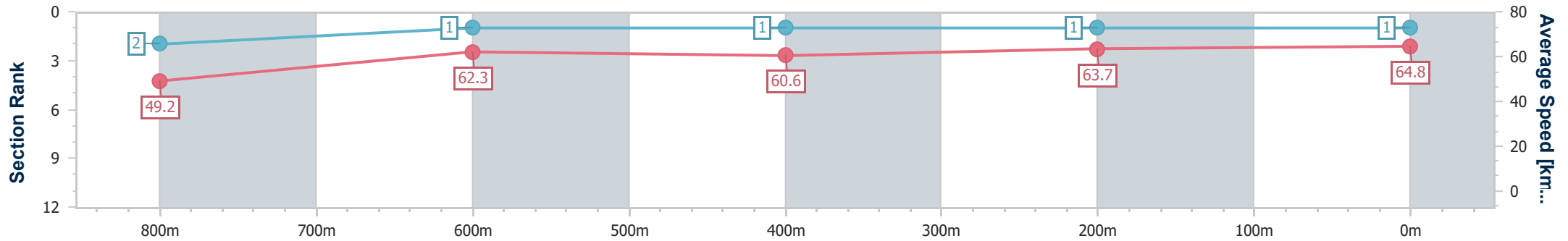
Toowoomba QLD Professional
Race 5: Empire of Japan QTIS Three-Years-Old Maiden Plate - 1000m



02 November 2024 - 20:25

Track Rating: Good 4, Weather: Fine, Rail Position: +3m 800m-300m, +5m Remainder

Section	Overall	800m	600m	400m	200m
Section Times	1:00.36 [1] (0:14.61)	0:45.75 [2] (0:11.49)	0:34.26 [1] (0:11.85)	0:22.41 [1] (0:11.29)	0:11.12 [1] (0:11.12)
Average Speed [km/h]	49.2	62.3	60.6	63.7	64.8
Top Speed [km/h]	65.2	63.6	61.5	65.6	66.2
Avg. Dist. to Rail [m]	3.1	1.7	0.6	0.3	0.7
Avg. Stride Freq. [Hz]	2.5	2.4	2.4	2.5	2.4
Avg. Stride Length [m]	5.6	7.1	7.1	7.1	7.3



- [] Ranking at each section and finish
- .-.- No data available at this section
- NA No data available



Horse/Jockey Name	Zheng You
Final Rank	2
Fastest Section Time (Section)	0:11.32 (200m)
Top Speed [km/h] (Section)	64.7 (400m)
Race State	Finished



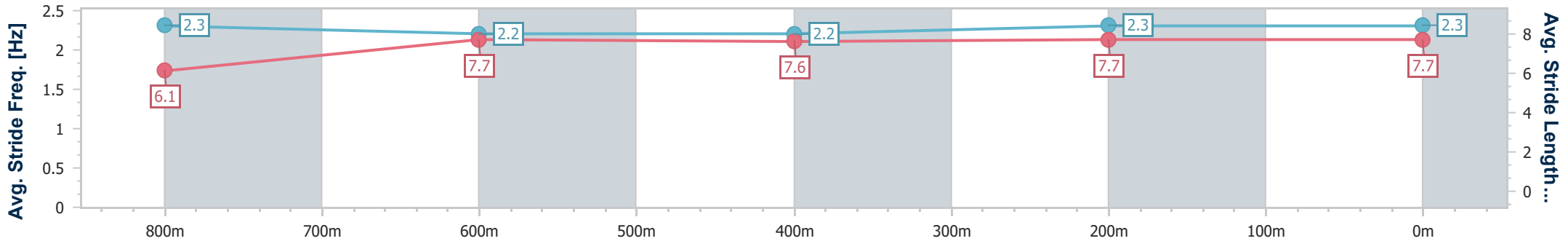
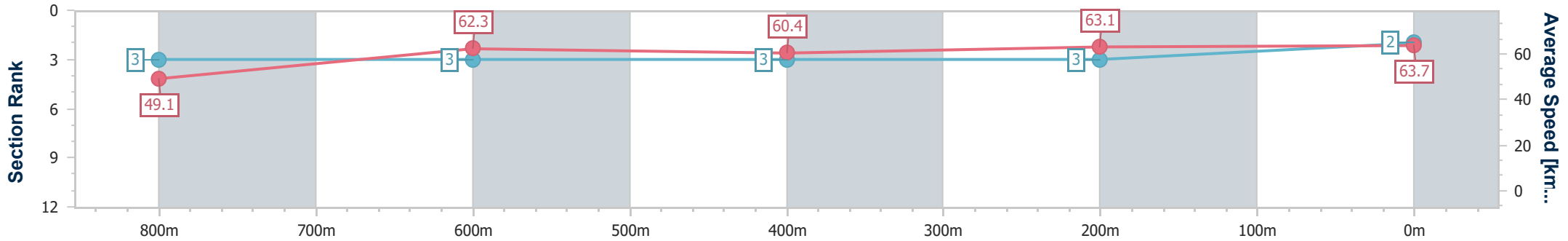
Toowoomba QLD Professional
Race 5: Empire of Japan QTIS Three-Years-Old Maiden Plate - 1000m



02 November 2024 - 20:25

Track Rating: Good 4, Weather: Fine, Rail Position: +3m 800m-300m, +5m Remainder

Section	Overall	800m	600m	400m	200m
Section Times	1:00.96 [2] (0:14.78)	0:46.18 [3] (0:11.54)	0:34.64 [3] (0:11.85)	0:22.79 [3] (0:11.47)	0:11.32 [3] (0:11.32)
Average Speed [km/h]	49.1	62.3	60.4	63.1	63.7
Top Speed [km/h]	63.8	63.6	61.3	64.7	63.9
Avg. Dist. to Rail [m]	3.8	0.8	0.7	0.8	1.9
Avg. Stride Freq. [Hz]	2.3	2.2	2.2	2.3	2.3
Avg. Stride Length [m]	6.1	7.7	7.6	7.7	7.7



- [] Ranking at each section and finish
- .-.- No data available at this section
- NA No data available



Horse/Jockey Name	Lucky Man
Final Rank	3
Fastest Section Time (Section)	0:11.45 (400m)
Top Speed [km/h] (Section)	64.4 (400m)
Race State	Finished



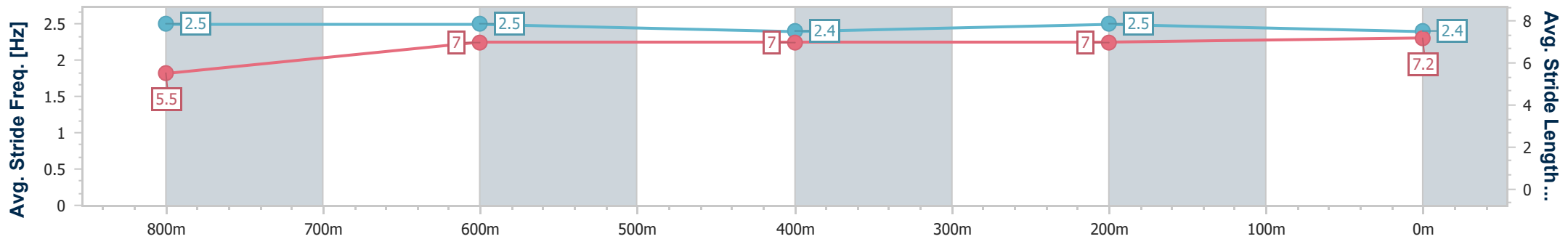
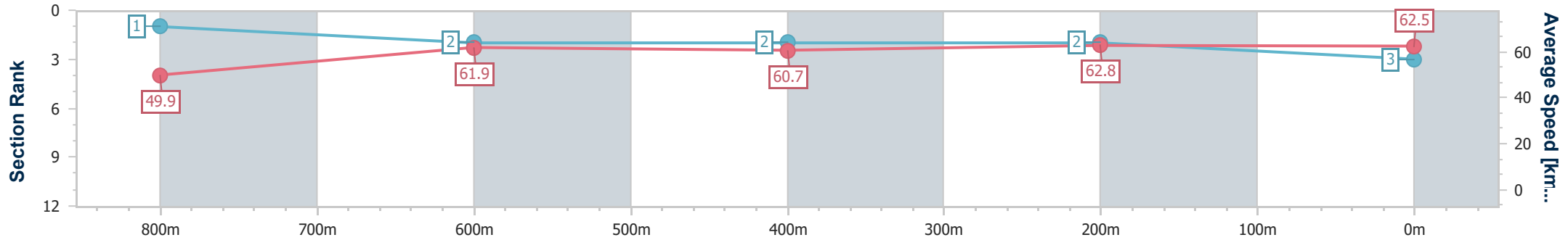
Toowoomba QLD Professional
Race 5: Empire of Japan QTIS Three-Years-Old Maiden Plate - 1000m



02 November 2024 - 20:25

Track Rating: Good 4, Weather: Fine, Rail Position: +3m 800m-300m, +5m Remainder

Section	Overall	800m	600m	400m	200m
Section Times	1:01.08 [3] (0:14.60)	0:46.48 [1] (0:11.64)	0:34.84 [2] (0:11.88)	0:22.96 [2] (0:11.45)	0:11.51 [2] (0:11.51)
Average Speed [km/h]	49.9	61.9	60.7	62.8	62.5
Top Speed [km/h]	64.1	62.7	62.2	64.4	63.4
Avg. Dist. to Rail [m]	5.5	0.7	0.2	0.6	2.3
Avg. Stride Freq. [Hz]	2.5	2.5	2.4	2.5	2.4
Avg. Stride Length [m]	5.5	7.0	7.0	7.0	7.2



- [] Ranking at each section and finish
- .-.- No data available at this section
- NA No data available



Horse/Jockey Name	Keep It Loki
Final Rank	4
Fastest Section Time (Section)	0:11.40 (200m)
Top Speed [km/h] (Section)	63.7 (400m)
Race State	Finished



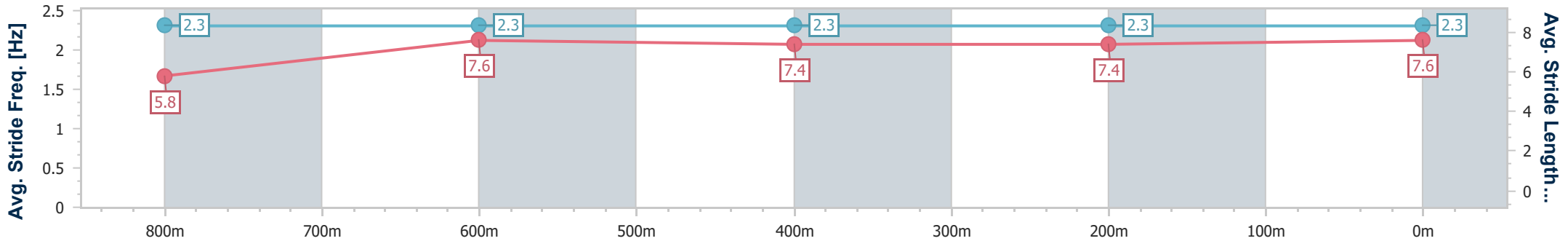
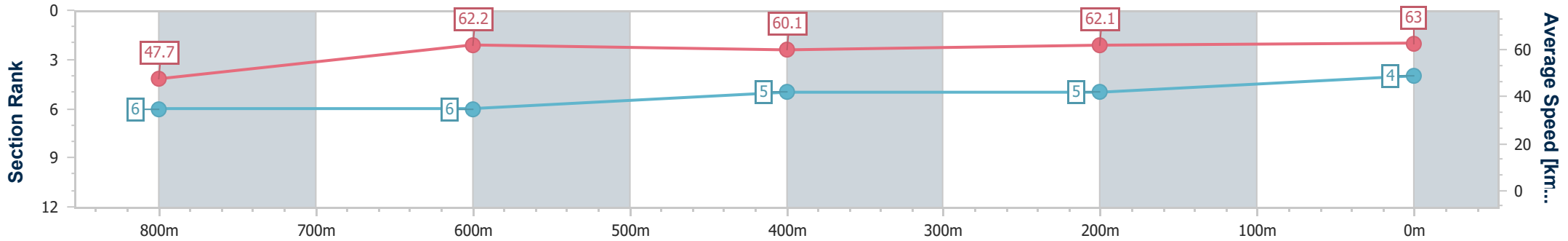
Toowoomba QLD Professional
Race 5: Empire of Japan QTIS Three-Years-Old Maiden Plate - 1000m



02 November 2024 - 20:25

Track Rating: Good 4, Weather: Fine, Rail Position: +3m 800m-300m, +5m Remainder

Section	Overall	800m	600m	400m	200m
Section Times	1:01.48 [4] (0:15.15)	0:46.33 [6] (0:11.51)	0:34.82 [6] (0:11.88)	0:22.94 [5] (0:11.54)	0:11.40 [5] (0:11.40)
Average Speed [km/h]	47.7	62.2	60.1	62.1	63.0
Top Speed [km/h]	63.6	63.5	61.5	63.7	63.4
Avg. Dist. to Rail [m]	2.1	1.8	1.8	1.5	1.6
Avg. Stride Freq. [Hz]	2.3	2.3	2.3	2.3	2.3
Avg. Stride Length [m]	5.8	7.6	7.4	7.4	7.6



- [] Ranking at each section and finish
- .-.- No data available at this section
- NA No data available



Horse/Jockey Name	Giggy
Final Rank	5
Fastest Section Time (Section)	0:11.46 (400m)
Top Speed [km/h] (Section)	63.9 (Overall)
Race State	Finished



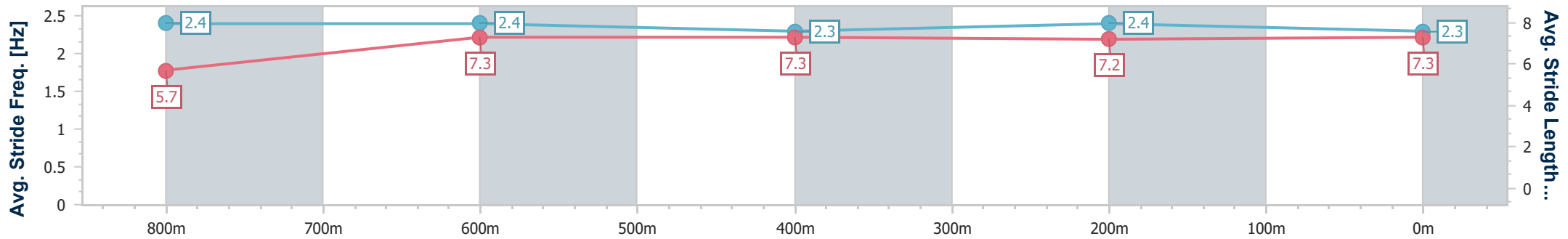
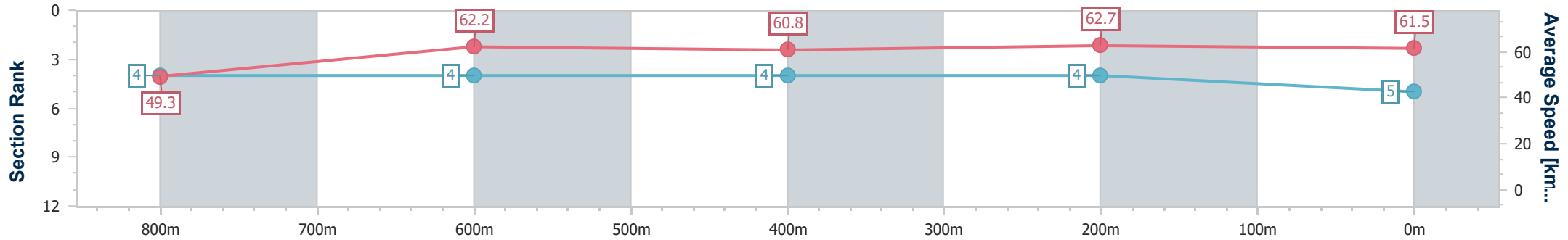
Toowoomba QLD Professional
Race 5: Empire of Japan QTIS Three-Years-Old Maiden Plate - 1000m



02 November 2024 - 20:25

Track Rating: Good 4, Weather: Fine, Rail Position: +3m 800m-300m, +5m Remainder

Section	Overall	800m	600m	400m	200m
Section Times	1:01.60 [5] (0:14.84)	0:46.76 [4] (0:11.68)	0:35.08 [4] (0:11.93)	0:23.15 [4] (0:11.46)	0:11.69 [4] (0:11.69)
Average Speed [km/h]	49.3	62.2	60.8	62.7	61.5
Top Speed [km/h]	63.9	63.1	62.3	63.8	62.3
Avg. Dist. to Rail [m]	7.3	2.4	1.4	0.8	1.6
Avg. Stride Freq. [Hz]	2.4	2.4	2.3	2.4	2.3
Avg. Stride Length [m]	5.7	7.3	7.3	7.2	7.3



- [] Ranking at each section and finish
- .-.- No data available at this section
- NA No data available



Horse/Jockey Name	Mission Possible
Final Rank	6
Fastest Section Time (Section)	0:11.46 (200m)
Top Speed [km/h] (Section)	64.1 (200m)
Race State	Finished



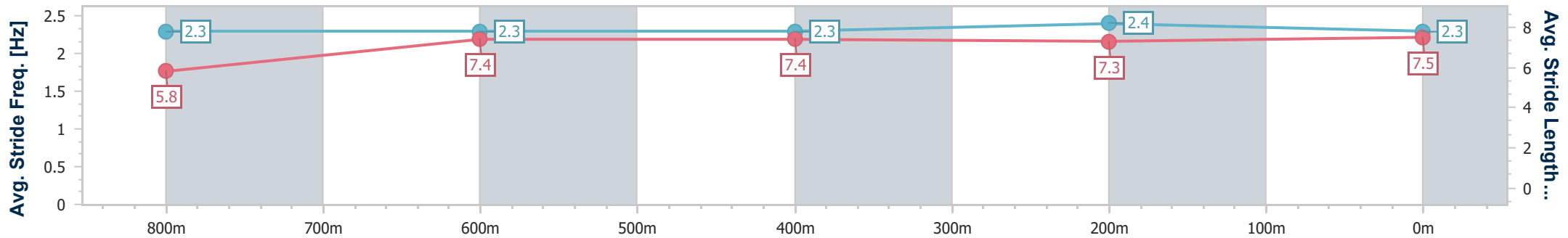
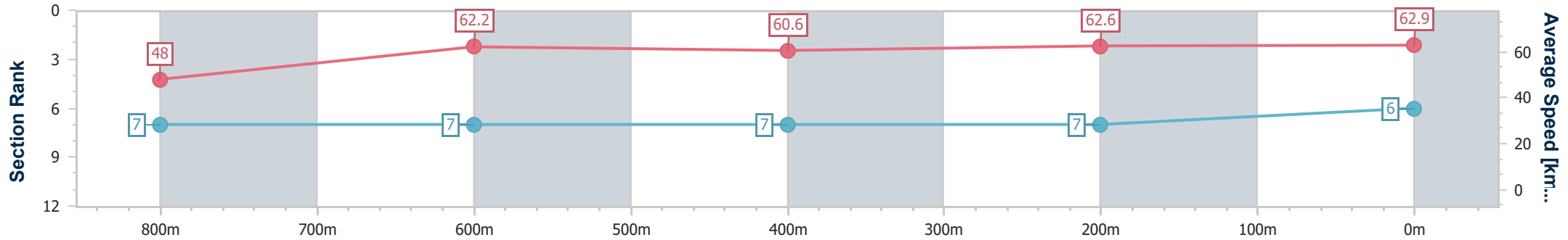
Toowoomba QLD Professional
Race 5: Empire of Japan QTIS Three-Years-Old Maiden Plate - 1000m



02 November 2024 - 20:25

Track Rating: Good 4, Weather: Fine, Rail Position: +3m 800m-300m, +5m Remainder

Section	Overall	800m	600m	400m	200m
Section Times	1:01.80 [6] (0:15.18)	0:46.62 [7] (0:11.68)	0:34.94 [7] (0:11.93)	0:23.01 [7] (0:11.55)	0:11.46 [7] (0:11.46)
Average Speed [km/h]	48.0	62.2	60.6	62.6	62.9
Top Speed [km/h]	62.9	63.9	62.0	64.0	64.1
Avg. Dist. to Rail [m]	5.9	2.4	1.2	1.2	2.6
Avg. Stride Freq. [Hz]	2.3	2.3	2.3	2.4	2.3
Avg. Stride Length [m]	5.8	7.4	7.4	7.3	7.5



- [] Ranking at each section and finish
- .-.- No data available at this section
- NA No data available



Horse/Jockey Name	Kool Bruce
Final Rank	7
Fastest Section Time (Section)	0:11.43 (400m)
Top Speed [km/h] (Section)	64.5 (400m)
Race State	Finished



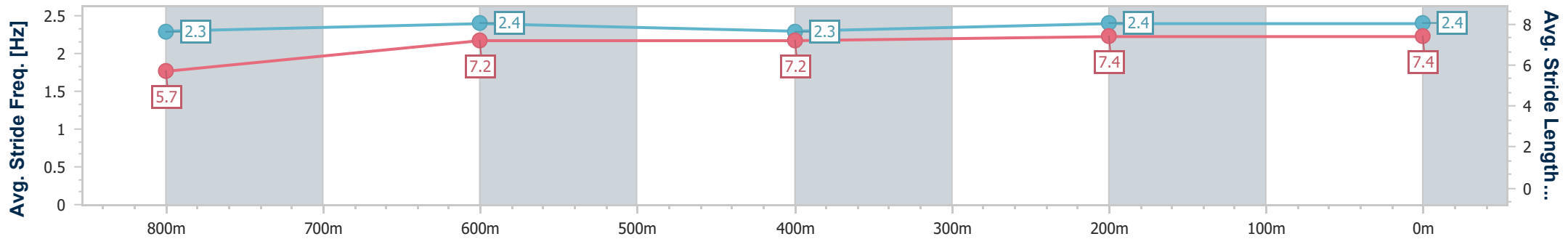
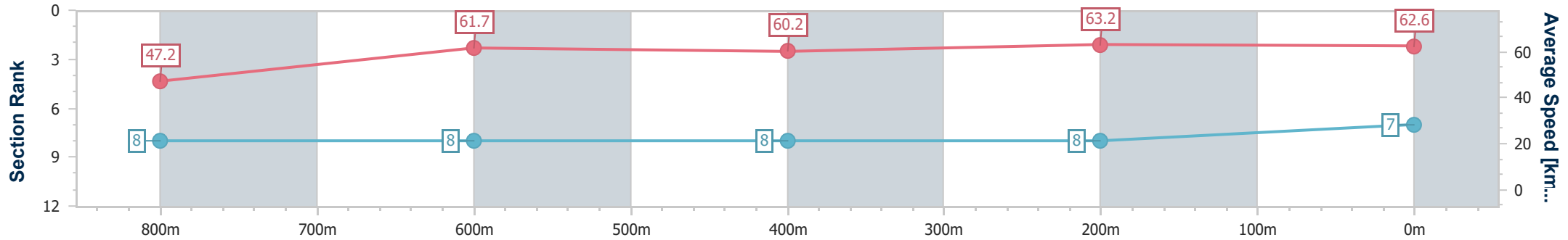
Toowoomba QLD Professional
Race 5: Empire of Japan QTIS Three-Years-Old Maiden Plate - 1000m



02 November 2024 - 20:25

Track Rating: Good 4, Weather: Fine, Rail Position: +3m 800m-300m, +5m Remainder

Section	Overall	800m	600m	400m	200m
Section Times	1:01.81 [7] (0:15.29)	0:46.52 [8] (0:11.65)	0:34.87 [8] (0:11.98)	0:22.89 [8] (0:11.43)	0:11.46 [8] (0:11.46)
Average Speed [km/h]	47.2	61.7	60.2	63.2	62.6
Top Speed [km/h]	61.8	62.4	61.9	64.5	63.7
Avg. Dist. to Rail [m]	1.6	0.9	0.5	0.4	0.3
Avg. Stride Freq. [Hz]	2.3	2.4	2.3	2.4	2.4
Avg. Stride Length [m]	5.7	7.2	7.2	7.4	7.4



- [] Ranking at each section and finish
- .-.- No data available at this section
- NA No data available



Horse/Jockey Name	Tallulah
Final Rank	8
Fastest Section Time (Section)	0:11.47 (400m)
Top Speed [km/h] (Section)	65.4 (Overall)
Race State	Finished



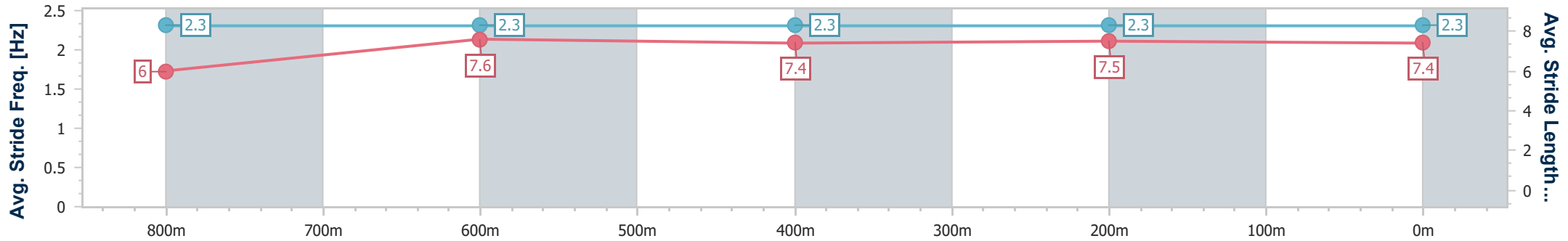
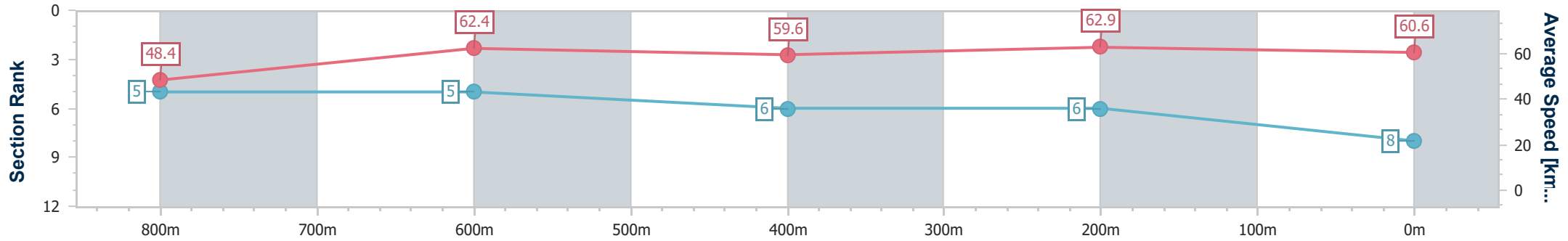
Toowoomba QLD Professional
Race 5: Empire of Japan QTIS Three-Years-Old Maiden Plate - 1000m



02 November 2024 - 20:25

Track Rating: Good 4, Weather: Fine, Rail Position: +3m 800m-300m, +5m Remainder

Section	Overall	800m	600m	400m	200m
Section Times	1:02.12 [8] (0:15.04)	0:47.08 [5] (0:11.60)	0:35.48 [5] (0:12.15)	0:23.33 [6] (0:11.47)	0:11.86 [6] (0:11.86)
Average Speed [km/h]	48.4	62.4	59.6	62.9	60.6
Top Speed [km/h]	65.4	64.9	61.7	63.4	62.0
Avg. Dist. to Rail [m]	5.5	1.5	1.7	0.6	0.3
Avg. Stride Freq. [Hz]	2.3	2.3	2.3	2.3	2.3
Avg. Stride Length [m]	6.0	7.6	7.4	7.5	7.4



- [] Ranking at each section and finish
- .-.- No data available at this section
- NA No data available



Horse/Jockey Name	Hit The Button
Final Rank	9
Fastest Section Time (Section)	0:11.74 (400m)
Top Speed [km/h] (Section)	62.9 (800m)
Race State	Finished



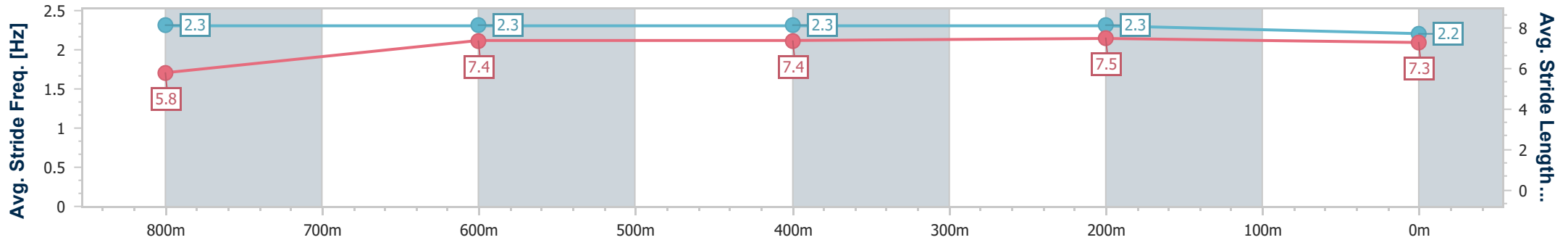
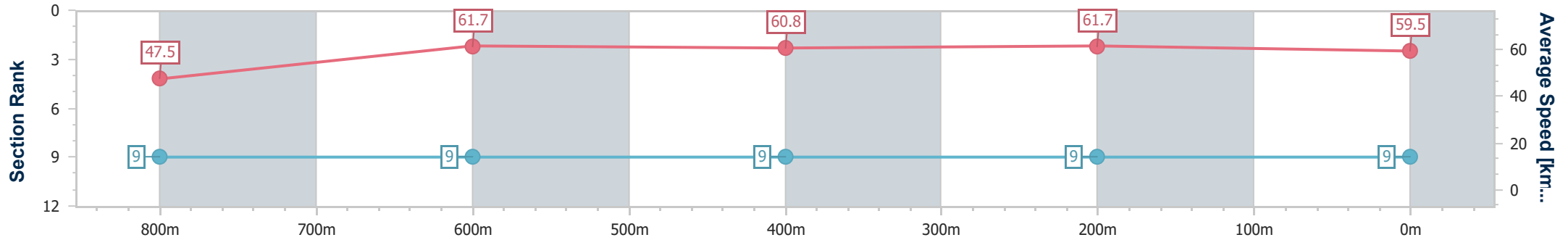
Toowoomba QLD Professional
Race 5: Empire of Japan QTIS Three-Years-Old Maiden Plate - 1000m



02 November 2024 - 20:25

Track Rating: Good 4, Weather: Fine, Rail Position: +3m 800m-300m, +5m Remainder

Section	Overall	800m	600m	400m	200m
Section Times	1:02.95 [9] (0:15.36)	0:47.59 [9] (0:11.76)	0:35.83 [9] (0:11.98)	0:23.85 [9] (0:11.74)	0:12.11 [9] (0:12.11)
Average Speed [km/h]	47.5	61.7	60.8	61.7	59.5
Top Speed [km/h]	59.3	62.9	62.0	62.5	62.2
Avg. Dist. to Rail [m]	3.8	2.8	2.5	2.0	1.7
Avg. Stride Freq. [Hz]	2.3	2.3	2.3	2.3	2.2
Avg. Stride Length [m]	5.8	7.4	7.4	7.5	7.3



- [] Ranking at each section and finish
- .-.- No data available at this section
- NA No data available



Toowoomba QLD Professional

Race 6: TTC Member Ian Sullivan BM70 Handicap - 870m

02 November 2024 - 20:57



Track Rating: Good 4, Weather: Fine, Rail Position: +3m 800m-300m, +5m Remainder

Section		Overall	800m	600m	400m	200m	Last 600m					
Field Times		0:50.40 (0:06.58)	0:43.82 (0:10.18)	0:33.64 (0:10.38)	0:23.26 (0:11.20)	0:12.06 (0:12.06)	0:33.64					
Rank	TAB Horse/Jockey	Barrier	Top Speed [km/h]	Fastest Section	Margin					Distance Travelled [m]		
1	2 BIG SKY COUNTRY Les Tilley	7	73.5 600m	0:06.82 Overall	0:50.40 [1] (0:06.82)	0:43.58 [4] (0:10.06)	0:33.52 [2] (0:10.45)	0:23.07 [2] (0:11.12)	0:11.95 [2] (0:11.95)	0:50.40	0:33.52	
2	5 CABRINELLA Olivia Kendal	4	71.2 800m	0:06.86 Overall	0:50.59 [2] (0:06.86)	0:43.73 [5] (0:10.61)	0:33.12 [5] (0:10.58)	0:22.54 [5] (0:11.00)	0:11.54 [4] (0:11.54)	1L	0:33.12	+1
3	4 SHOCK AND AWE Dylan Bennett	3	70.1 800m	0:06.97 Overall	0:50.74 [3] (0:06.97)	0:43.77 [6] (0:10.53)	0:33.24 [6] (0:10.58)	0:22.66 [6] (0:11.01)	0:11.65 [5] (0:11.65)	1.8L	0:33.24	-2
4	6 PALAWA KANI Nozi Tomizawa	2	72.5 800m	0:06.60 Overall	0:50.74 [4] (0:06.60)	0:44.14 [2] (0:10.16)	0:33.98 [1] (0:10.38)	0:23.60 [1] (0:11.20)	0:12.40 [1] (0:12.40)	1.9L	0:33.98	+0
5	7 NICCI DE ROSA Chelsea Baker	6	69.1 800m	0:06.68 Overall	0:51.05 [5] (0:06.68)	0:44.37 [3] (0:10.52)	0:33.85 [4] (0:10.79)	0:23.06 [4] (0:11.21)	0:11.85 [6] (0:11.85)	3.7L	0:33.85	+3
6	1 I AM FEARLESS Hannah Richardson	1	71.0 800m	0:06.58 Overall	0:51.37 [6] (0:06.58)	0:44.79 [1] (0:10.35)	0:34.44 [3] (0:10.75)	0:23.69 [3] (0:11.36)	0:12.33 [3] (0:12.33)	5.5L	0:34.44	-2
7	3 WATERWORLD Karl Zechner	5	71.6 800m	0:07.15 Overall	0:52.06 [7] (0:07.15)	0:44.91 [7] (0:10.47)	0:34.44 [7] (0:10.70)	0:23.74 [7] (0:11.34)	0:12.40 [7] (0:12.40)	9.5L	0:34.44	+1

[] Ranking at each section and finish
 -:-:-:- No data available at this section
 NA No data available

SCN Saddle cloth number
 DNF Did not finish
 DNT Did not track



Horse/Jockey Name	Big Sky Country
Final Rank	1
Fastest Section Time (Section)	0:06.82 (Overall)
Top Speed [km/h] (Section)	73.5 (600m)
Race State	Finished



Toowoomba QLD Professional

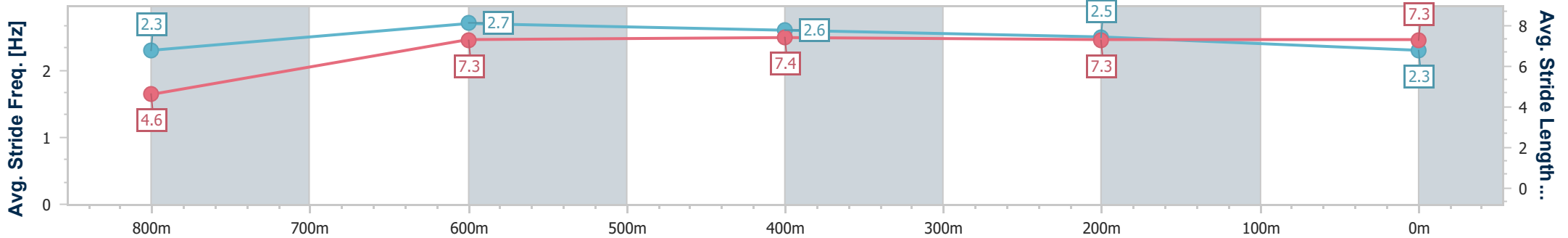
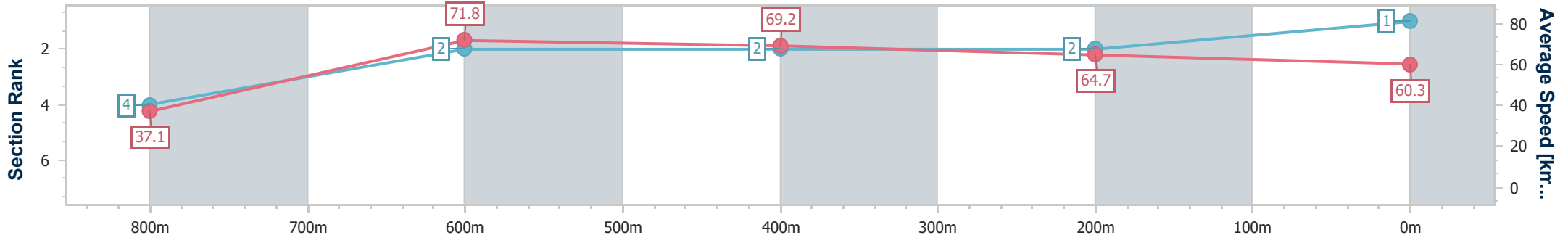
Race 6: TTC Member Ian Sullivan BM70 Handicap - 870m

02 November 2024 - 20:57

Track Rating: Good 4, Weather: Fine, Rail Position: +3m 800m-300m, +5m Remainder



Section	Overall	800m	600m	400m	200m
Section Times	0:50.40 [1] (0:06.82)	0:43.58 [4] (0:10.06)	0:33.52 [2] (0:10.45)	0:23.07 [2] (0:11.12)	0:11.95 [2] (0:11.95)
Average Speed [km/h]	37.1	71.8	69.2	64.7	60.3
Top Speed [km/h]	65.6	72.7	73.5	67.2	63.8
Avg. Dist. to Rail [m]	4.2	2.7	0.8	0.7	0.6
Avg. Stride Freq. [Hz]	2.3	2.7	2.6	2.5	2.3
Avg. Stride Length [m]	4.6	7.3	7.4	7.3	7.3



- [] Ranking at each section and finish
- .-.- No data available at this section
- NA No data available



Horse/Jockey Name	Cabrinella
Final Rank	2
Fastest Section Time (Section)	0:06.86 (Overall)
Top Speed [km/h] (Section)	71.2 (800m)
Race State	Finished



Toowoomba QLD Professional

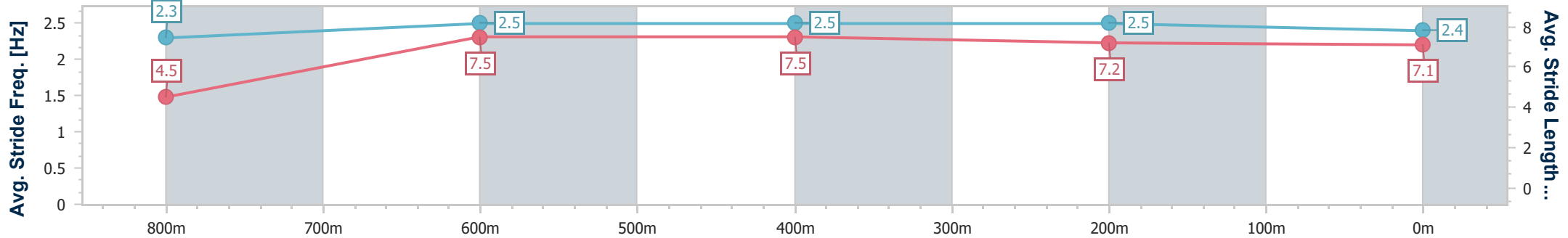
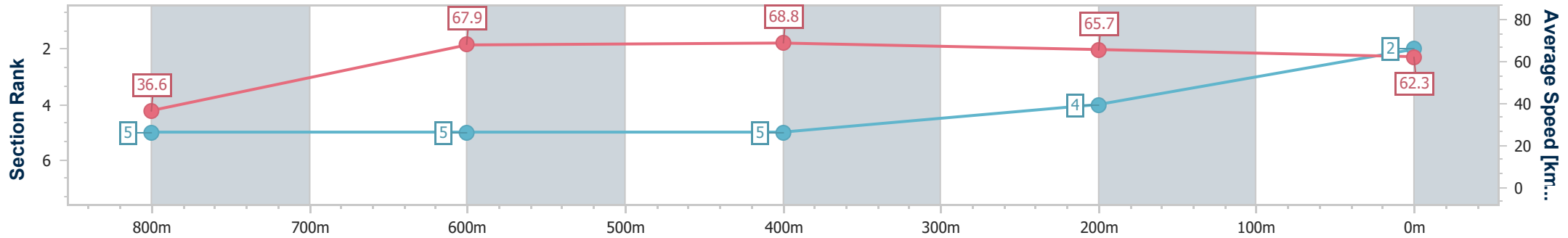
Race 6: TTC Member Ian Sullivan BM70 Handicap - 870m

02 November 2024 - 20:57

Track Rating: Good 4, Weather: Fine, Rail Position: +3m 800m-300m, +5m Remainder



Section	Overall	800m	600m	400m	200m
Section Times	0:50.59 [2] (0:06.86)	0:43.73 [5] (0:10.61)	0:33.12 [5] (0:10.58)	0:22.54 [5] (0:11.00)	0:11.54 [4] (0:11.54)
Average Speed [km/h]	36.6	67.9	68.8	65.7	62.3
Top Speed [km/h]	60.4	71.2	70.6	66.8	64.6
Avg. Dist. to Rail [m]	2.4	1.5	1.5	1.7	2.4
Avg. Stride Freq. [Hz]	2.3	2.5	2.5	2.5	2.4
Avg. Stride Length [m]	4.5	7.5	7.5	7.2	7.1



- [] Ranking at each section and finish
- .-.- No data available at this section
- NA No data available



Horse/Jockey Name	Shock And Awe
Final Rank	3
Fastest Section Time (Section)	0:06.97 (Overall)
Top Speed [km/h] (Section)	70.1 (800m)
Race State	Finished



Toowoomba QLD Professional

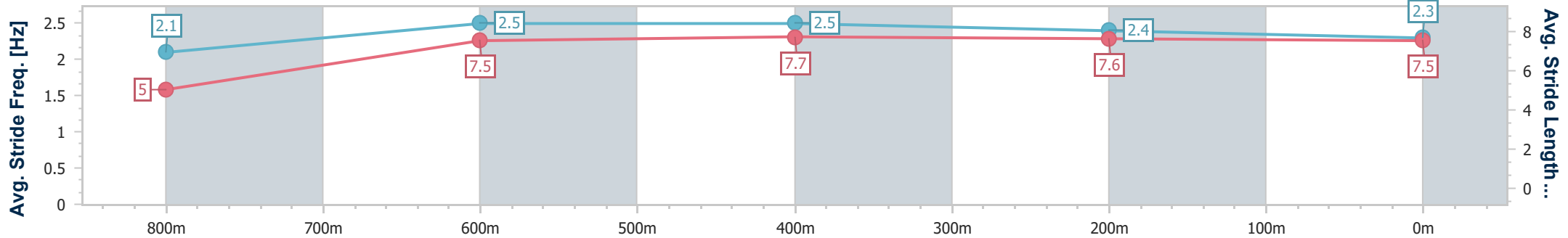
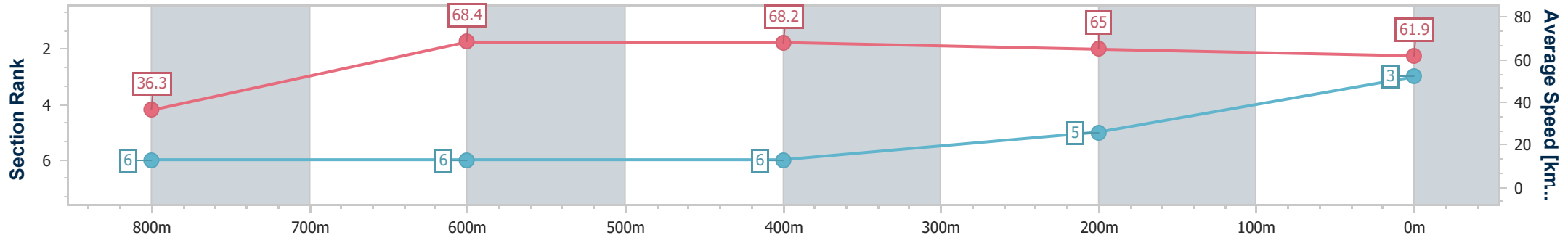
Race 6: TTC Member Ian Sullivan BM70 Handicap - 870m

02 November 2024 - 20:57

Track Rating: Good 4, Weather: Fine, Rail Position: +3m 800m-300m, +5m Remainder



Section	Overall	800m	600m	400m	200m
Section Times	0:50.74 [3] (0:06.97)	0:43.77 [6] (0:10.53)	0:33.24 [6] (0:10.58)	0:22.66 [6] (0:11.01)	0:11.65 [5] (0:11.65)
Average Speed [km/h]	36.3	68.4	68.2	65.0	61.9
Top Speed [km/h]	62.1	70.1	69.3	66.8	63.6
Avg. Dist. to Rail [m]	2.1	1.3	0.2	1.2	0.7
Avg. Stride Freq. [Hz]	2.1	2.5	2.5	2.4	2.3
Avg. Stride Length [m]	5.0	7.5	7.7	7.6	7.5



- [] Ranking at each section and finish
- .-.- No data available at this section
- NA No data available



Horse/Jockey Name	Palawa Kani
Final Rank	4
Fastest Section Time (Section)	0:06.60 (Overall)
Top Speed [km/h] (Section)	72.5 (800m)
Race State	Finished



Toowoomba QLD Professional

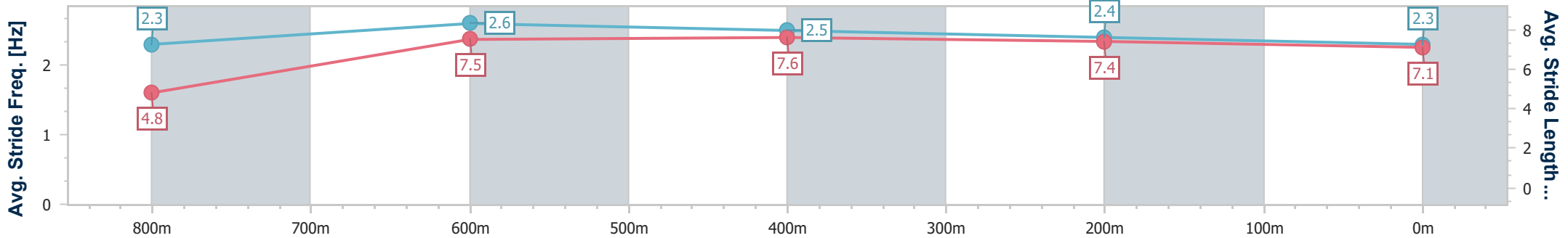
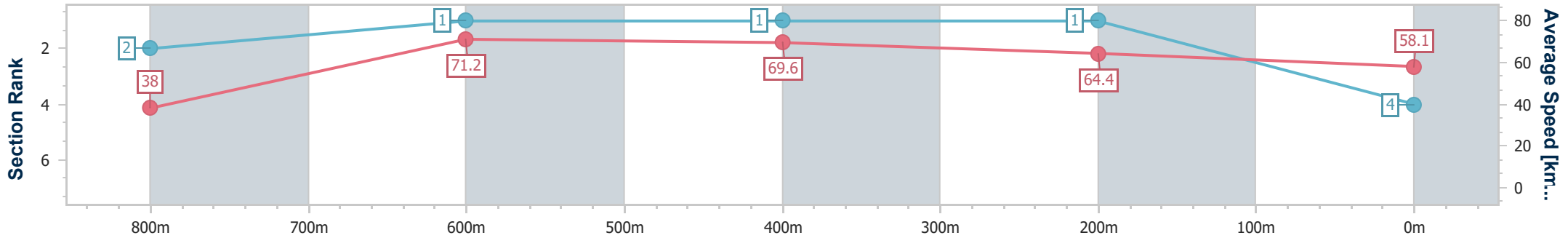
Race 6: TTC Member Ian Sullivan BM70 Handicap - 870m

02 November 2024 - 20:57

Track Rating: Good 4, Weather: Fine, Rail Position: +3m 800m-300m, +5m Remainder



Section	Overall	800m	600m	400m	200m
Section Times	0:50.74 [4] (0:06.60)	0:44.14 [2] (0:10.16)	0:33.98 [1] (0:10.38)	0:23.60 [1] (0:11.20)	0:12.40 [1] (0:12.40)
Average Speed [km/h]	38.0	71.2	69.6	64.4	58.1
Top Speed [km/h]	65.9	72.5	71.7	67.5	62.0
Avg. Dist. to Rail [m]	3.6	1.7	0.7	0.8	0.9
Avg. Stride Freq. [Hz]	2.3	2.6	2.5	2.4	2.3
Avg. Stride Length [m]	4.8	7.5	7.6	7.4	7.1



- [] Ranking at each section and finish
- .-.- No data available at this section
- NA No data available



Horse/Jockey Name	Nicci De Rosa
Final Rank	5
Fastest Section Time (Section)	0:06.68 (Overall)
Top Speed [km/h] (Section)	69.1 (800m)
Race State	Finished



Toowoomba QLD Professional

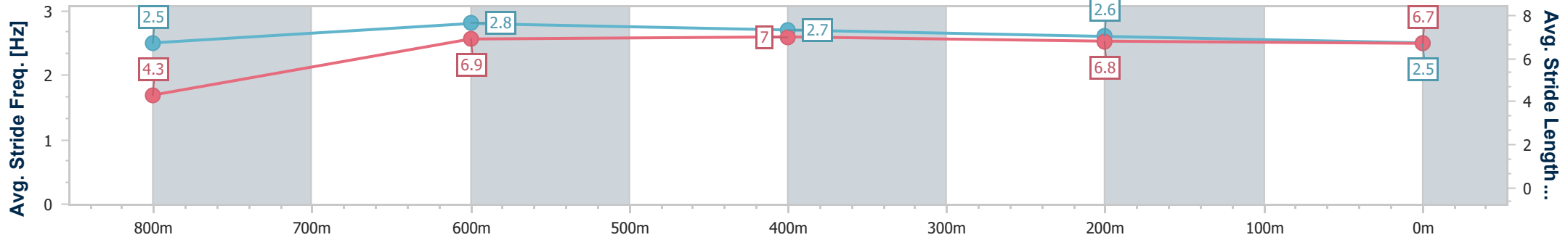
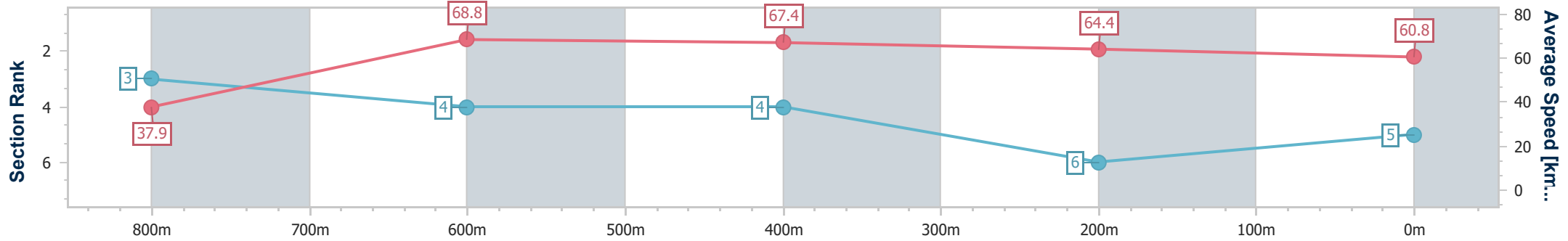
Race 6: TTC Member Ian Sullivan BM70 Handicap - 870m

02 November 2024 - 20:57

Track Rating: Good 4, Weather: Fine, Rail Position: +3m 800m-300m, +5m Remainder



Section	Overall	800m	600m	400m	200m
Section Times	0:51.05 [5] (0:06.68)	0:44.37 [3] (0:10.52)	0:33.85 [4] (0:10.79)	0:23.06 [4] (0:11.21)	0:11.85 [6] (0:11.85)
Average Speed [km/h]	37.9	68.8	67.4	64.4	60.8
Top Speed [km/h]	65.5	69.1	68.8	65.9	63.3
Avg. Dist. to Rail [m]	4.0	3.5	1.7	2.0	3.1
Avg. Stride Freq. [Hz]	2.5	2.8	2.7	2.6	2.5
Avg. Stride Length [m]	4.3	6.9	7.0	6.8	6.7



- [] Ranking at each section and finish
- .-.- No data available at this section
- NA No data available



Horse/Jockey Name	I Am Fearless
Final Rank	6
Fastest Section Time (Section)	0:06.58 (Overall)
Top Speed [km/h] (Section)	71.0 (800m)
Race State	Finished



Toowoomba QLD Professional

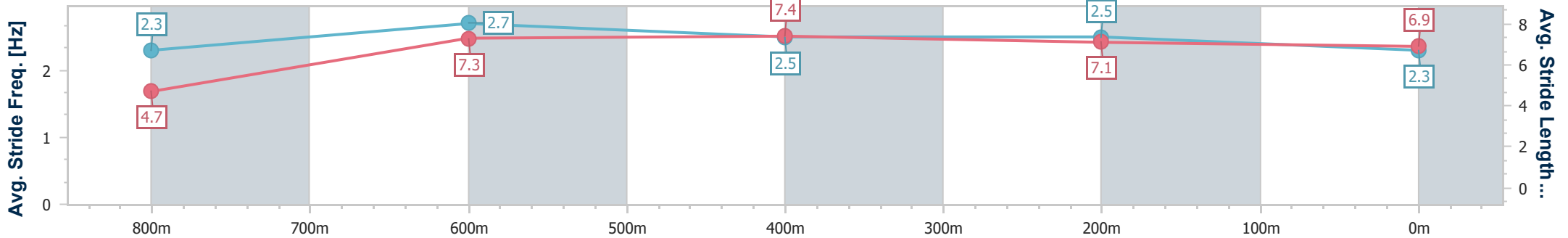
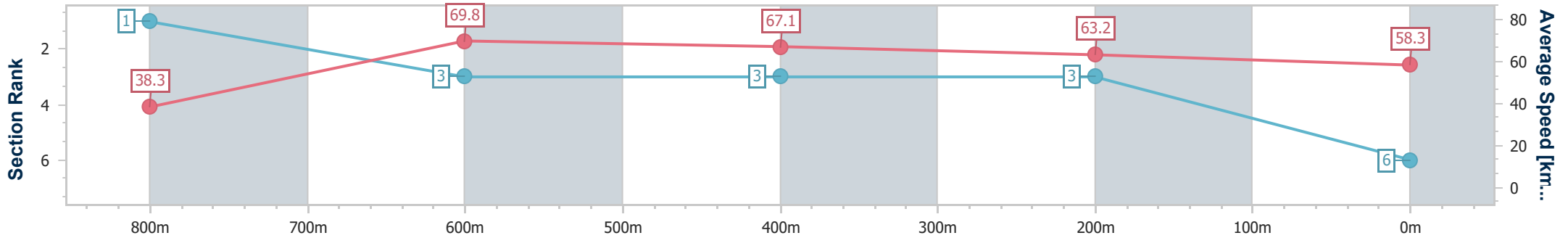
Race 6: TTC Member Ian Sullivan BM70 Handicap - 870m

02 November 2024 - 20:57

Track Rating: Good 4, Weather: Fine, Rail Position: +3m 800m-300m, +5m Remainder



Section	Overall	800m	600m	400m	200m
Section Times	0:51.37 [6] (0:06.58)	0:44.79 [1] (0:10.35)	0:34.44 [3] (0:10.75)	0:23.69 [3] (0:11.36)	0:12.33 [3] (0:12.33)
Average Speed [km/h]	38.3	69.8	67.1	63.2	58.3
Top Speed [km/h]	65.0	71.0	69.8	65.0	61.2
Avg. Dist. to Rail [m]	4.1	0.7	0.6	0.6	0.8
Avg. Stride Freq. [Hz]	2.3	2.7	2.5	2.5	2.3
Avg. Stride Length [m]	4.7	7.3	7.4	7.1	6.9



- [] Ranking at each section and finish
- .-.- No data available at this section
- NA No data available



Horse/Jockey Name	Waterworld
Final Rank	7
Fastest Section Time (Section)	0:07.15 (Overall)
Top Speed [km/h] (Section)	71.6 (800m)
Race State	Finished



Toowoomba QLD Professional

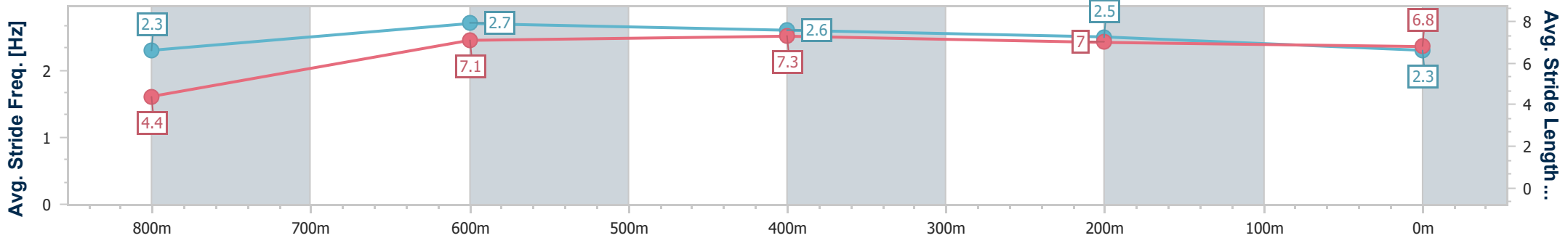
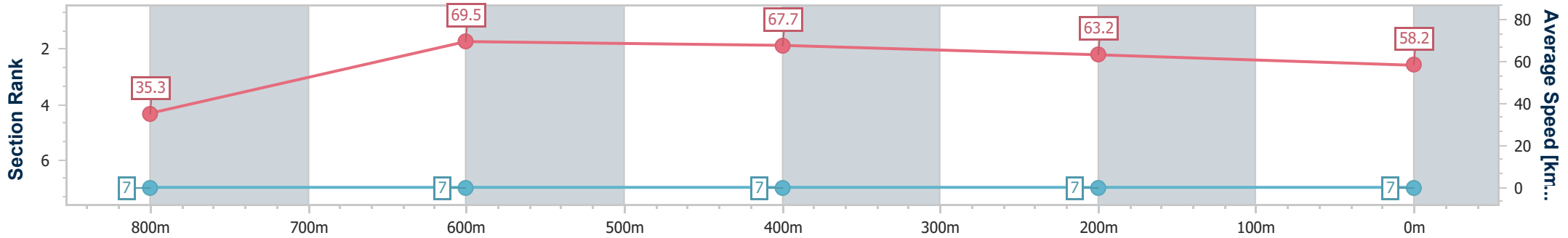
Race 6: TTC Member Ian Sullivan BM70 Handicap - 870m

02 November 2024 - 20:57

Track Rating: Good 4, Weather: Fine, Rail Position: +3m 800m-300m, +5m Remainder



Section	Overall	800m	600m	400m	200m
Section Times	0:52.06 [7] (0:07.15)	0:44.91 [7] (0:10.47)	0:34.44 [7] (0:10.70)	0:23.74 [7] (0:11.34)	0:12.40 [7] (0:12.40)
Average Speed [km/h]	35.3	69.5	67.7	63.2	58.2
Top Speed [km/h]	63.4	71.6	70.8	65.6	61.4
Avg. Dist. to Rail [m]	4.4	3.7	1.5	0.6	0.7
Avg. Stride Freq. [Hz]	2.3	2.7	2.6	2.5	2.3
Avg. Stride Length [m]	4.4	7.1	7.3	7.0	6.8



- [] Ranking at each section and finish
- .-.- No data available at this section
- NA No data available



Toowoomba QLD Professional

Race 7: Carpet One - Elegant Blinds Maiden Plate - 1300m

02 November 2024 - 21:33



Track Rating: Good 4, Weather: Fine, Rail Position: +3m 800m-300m, +5m Remainder

Section		Overall	1200m	1000m	800m	600m	400m	Last 600m				
Field Times		1:19.75 (0:08.42)	1:11.33 (0:10.76)	1:00.57 (0:11.11)	0:49.46 (0:11.50)	0:37.96 (0:12.30)	0:25.66 (0:12.80)	0:37.96				
Rank	TAB Horse/Jockey	Barrier	Top Speed [km/h]	Fastest Section	Distance Travelled [m]							
1	3 DOWNEY Rob Thorburn	6	69.2 1200m	0:08.61 Overall	1:19.75 [1] (0:08.61)	1:11.14 [5] (0:10.68)	1:00.46 [3] (0:11.19)	0:49.27 [4] (0:11.63)	0:37.64 [4] (0:12.31)	0:25.33 [2] (0:12.78)	0:37.64	
2	6 THE BIGBANG THEORY Hannah Richardson	5	68.9 1200m	0:08.42 Overall	1:20.03 [2] (0:08.42)	1:11.61 [1] (0:10.76)	1:00.85 [1] (0:11.11)	0:49.74 [1] (0:11.50)	0:38.24 [1] (0:12.30)	0:25.94 [1] (0:12.80)	0:38.24	-5
3	9 WIFE IS RIGHT Karl Zechner	3	66.9 1200m	0:08.42 Overall	1:20.34 [3] (0:08.42)	1:11.92 [2] (0:10.97)	1:00.95 [5] (0:11.35)	0:49.60 [5] (0:11.65)	0:37.95 [5] (0:12.37)	0:25.58 [6] (0:12.88)	0:37.95	+3
4	1 ALZURRI Amy Graham	1	67.6 1200m	0:08.49 Overall	1:20.38 [4] (0:08.49)	1:11.89 [4] (0:10.90)	1:00.99 [5] (0:11.35)	0:49.64 [6] (0:11.70)	0:37.94 [6] (0:12.32)	0:25.62 [5] (0:12.77)	0:37.94	-4
5	2 DOUBLE GLAZED Nozi Tomizawa	8	69.9 1200m	0:08.73 Overall	1:20.56 [5] (0:08.73)	1:11.83 [6] (0:10.56)	1:01.27 [4] (0:11.05)	0:50.22 [2] (0:11.76)	0:38.46 [3] (0:12.43)	0:26.03 [4] (0:12.92)	0:38.46	+2
6	8 VAMPIRE KISSES Brendon Newport	4	68.8 1200m	0:09.00 Overall	1:21.64 [6] (0:09.00)	1:12.64 [7] (0:10.66)	1:01.98 [7] (0:11.21)	0:50.77 [7] (0:11.78)	0:38.99 [7] (0:12.53)	0:26.46 [7] (0:12.98)	0:38.99	+2
7	5 SERAPUS Kenji Yoshida	9	67.8 1200m	0:08.43 Overall	1:23.54 [7] (0:08.43)	1:15.11 [3] (0:10.78)	1:04.33 [2] (0:11.13)	0:53.20 [3] (0:11.61)	0:41.59 [2] (0:12.55)	0:29.04 [3] (0:13.80)	0:41.59	+2

Scratched: Neo Diamond (#4), Lady Lethan (#7)

[] Ranking at each section and finish
 -:-:- No data available at this section
 NA No data available

SCN Saddle cloth number
 DNF Did not finish
 DNT Did not track



Toowoomba QLD Professional
Race 7: Carpet One - Elegant Blinds Maiden Plate - 1300m
02 November 2024 - 21:33



Track Rating: Good 4, Weather: Fine, Rail Position: +3m 800m-300m, +5m Remainder

Section				200m				Last 600m	
Field Times				0:12.86 (0:12.86)				0:37.96	
Rank	TAB	Horse/Jockey	Barrier	Top Speed [km/h]	Fastest Section	Margin			Distance Travelled [m]
1	3	DOWNEY Rob Thorburn	6	69.2 1200m	0:08.61 Overall	0:12.55 [2] (0:12.55)	1:19.75		0:37.64
2	6	THE BIGBANG THEORY Hannah Richardson	5	68.9 1200m	0:08.42 Overall	0:13.14 [1] (0:13.14)	1.5L		0:38.24 -5
3	9	WIFE IS RIGHT Karl Zechner	3	66.9 1200m	0:08.42 Overall	0:12.70 [5] (0:12.70)	3.3L		0:37.95 +3
4	1	ALZURRI Amy Graham	1	67.6 1200m	0:08.49 Overall	0:12.85 [4] (0:12.85)	3.5L		0:37.94 -4
5	2	DOUBLE GLAZED Nozi Tomizawa	8	69.9 1200m	0:08.73 Overall	0:13.11 [3] (0:13.11)	4.5L		0:38.46 +2
6	8	VAMPIRE KISSES Brendon Newport	4	68.8 1200m	0:09.00 Overall	0:13.48 [6] (0:13.48)	10.8L		0:38.99 +2
7	5	SERAPUS Kenji Yoshida	9	67.8 1200m	0:08.43 Overall	0:15.24 [7] (0:15.24)	21.8L		0:41.59 +2

Scratched: Neo Diamond (#4), Lady Lethan (#7)



Horse/Jockey Name	Downey
Final Rank	1
Fastest Section Time (Section)	0:08.61 (Overall)
Top Speed [km/h] (Section)	69.2 (1200m)
Race State	Finished



Toowoomba QLD Professional

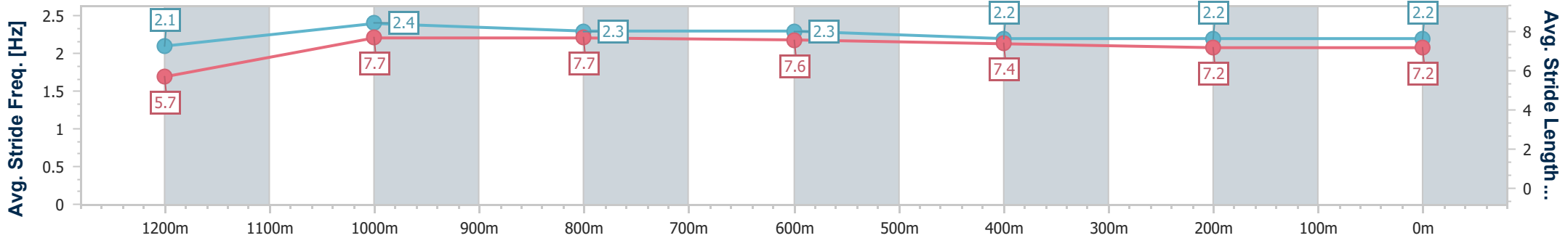
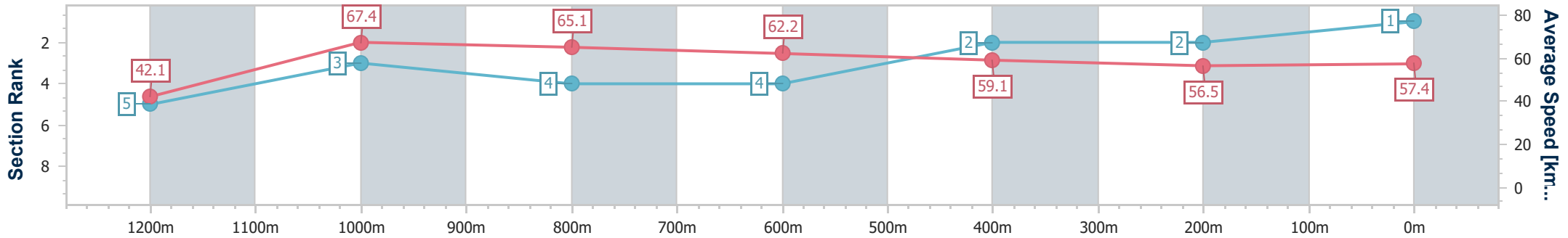
Race 7: Carpet One - Elegant Blinds Maiden Plate - 1300m

02 November 2024 - 21:33

Track Rating: Good 4, Weather: Fine, Rail Position: +3m 800m-300m, +5m Remainder



Section	Overall	1200m	1000m	800m	600m	400m	200m
Section Times	1:19.75 [1] (0:08.61)	1:11.14 [5] (0:10.68)	1:00.46 [3] (0:11.19)	0:49.27 [4] (0:11.63)	0:37.64 [4] (0:12.31)	0:25.33 [2] (0:12.78)	0:12.55 [2] (0:12.55)
Average Speed [km/h]	42.1	67.4	65.1	62.2	59.1	56.5	57.4
Top Speed [km/h]	64.1	69.2	66.5	64.2	60.9	57.5	57.8
Avg. Dist. to Rail [m]	6.1	4.1	3.3	1.6	1.7	1.0	0.7
Avg. Stride Freq. [Hz]	2.1	2.4	2.3	2.3	2.2	2.2	2.2
Avg. Stride Length [m]	5.7	7.7	7.7	7.6	7.4	7.2	7.2



- [] Ranking at each section and finish
- .-.- No data available at this section
- NA No data available



Horse/Jockey Name	The Bigbang Theory
Final Rank	2
Fastest Section Time (Section)	0:08.42 (Overall)
Top Speed [km/h] (Section)	68.9 (1200m)
Race State	Finished



Toowoomba QLD Professional

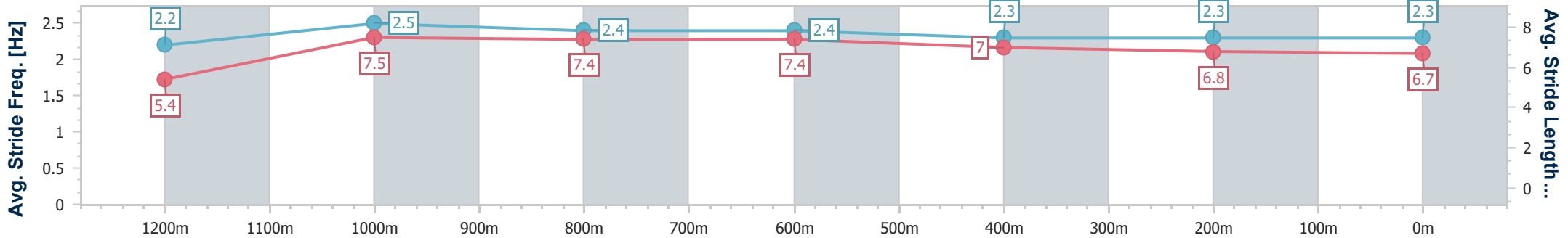
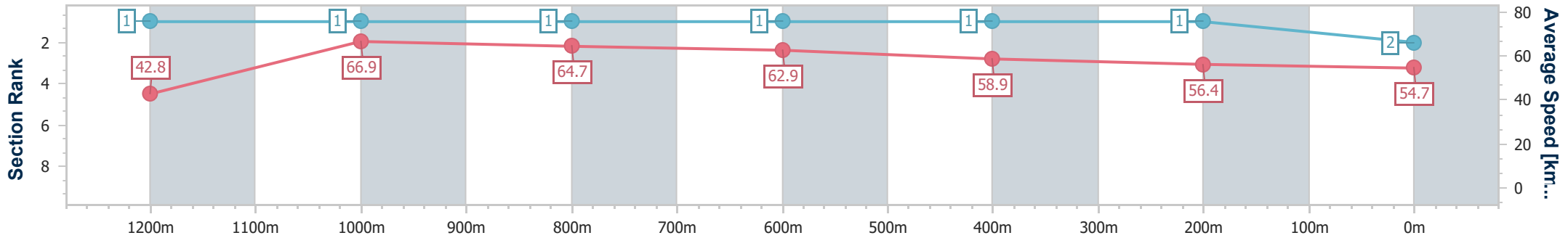
Race 7: Carpet One - Elegant Blinds Maiden Plate - 1300m

02 November 2024 - 21:33

Track Rating: Good 4, Weather: Fine, Rail Position: +3m 800m-300m, +5m Remainder



Section	Overall	1200m	1000m	800m	600m	400m	200m
Section Times	1:20.03 [2] (0:08.42)	1:11.61 [1] (0:10.76)	1:00.85 [1] (0:11.11)	0:49.74 [1] (0:11.50)	0:38.24 [1] (0:12.30)	0:25.94 [1] (0:12.80)	0:13.14 [1] (0:13.14)
Average Speed [km/h]	42.8	66.9	64.7	62.9	58.9	56.4	54.7
Top Speed [km/h]	65.2	68.9	65.6	64.0	61.6	57.6	55.3
Avg. Dist. to Rail [m]	5.6	1.9	0.2	0.5	1.3	0.7	0.6
Avg. Stride Freq. [Hz]	2.2	2.5	2.4	2.4	2.3	2.3	2.3
Avg. Stride Length [m]	5.4	7.5	7.4	7.4	7.0	6.8	6.7



- [] Ranking at each section and finish
- .-.- No data available at this section
- NA No data available



Horse/Jockey Name	Wife Is Right
Final Rank	3
Fastest Section Time (Section)	0:08.42 (Overall)
Top Speed [km/h] (Section)	66.9 (1200m)
Race State	Finished



Toowoomba QLD Professional

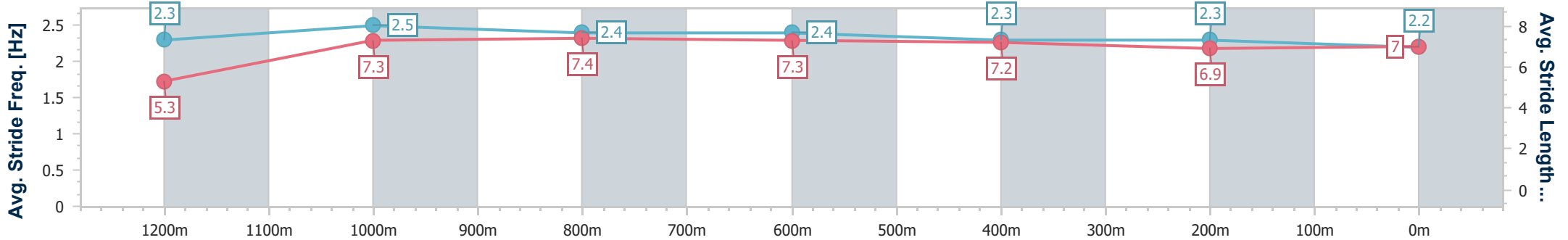
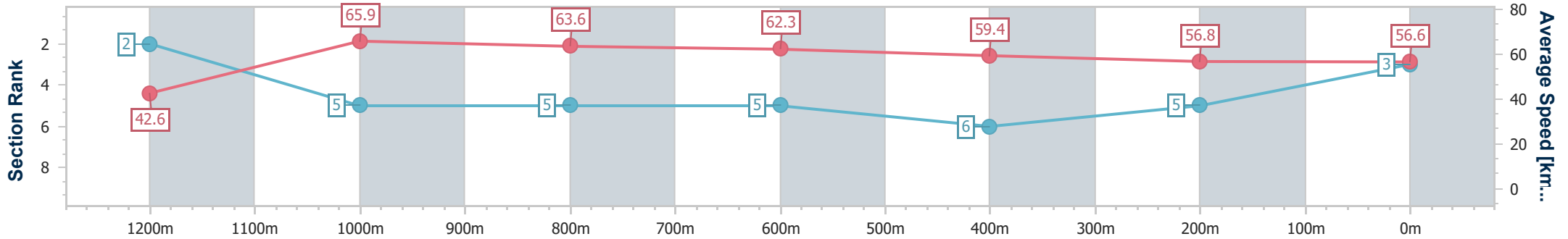
Race 7: Carpet One - Elegant Blinds Maiden Plate - 1300m

02 November 2024 - 21:33

Track Rating: Good 4, Weather: Fine, Rail Position: +3m 800m-300m, +5m Remainder



Section	Overall	1200m	1000m	800m	600m	400m	200m
Section Times	1:20.34 [3] (0:08.42)	1:11.92 [2] (0:10.97)	1:00.95 [5] (0:11.35)	0:49.60 [5] (0:11.65)	0:37.95 [5] (0:12.37)	0:25.58 [6] (0:12.88)	0:12.70 [5] (0:12.70)
Average Speed [km/h]	42.6	65.9	63.6	62.3	59.4	56.8	56.6
Top Speed [km/h]	62.8	66.9	66.3	63.6	61.4	57.5	57.3
Avg. Dist. to Rail [m]	3.9	2.1	1.7	2.5	4.1	4.1	3.0
Avg. Stride Freq. [Hz]	2.3	2.5	2.4	2.4	2.3	2.3	2.2
Avg. Stride Length [m]	5.3	7.3	7.4	7.3	7.2	6.9	7.0



- [] Ranking at each section and finish
- .-.- No data available at this section
- NA No data available



Horse/Jockey Name	Alzurri
Final Rank	4
Fastest Section Time (Section)	0:08.49 (Overall)
Top Speed [km/h] (Section)	67.6 (1200m)
Race State	Finished



Toowoomba QLD Professional

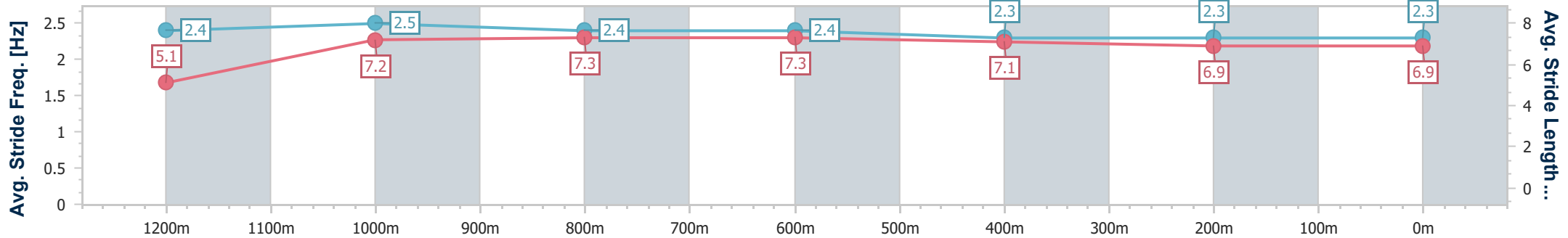
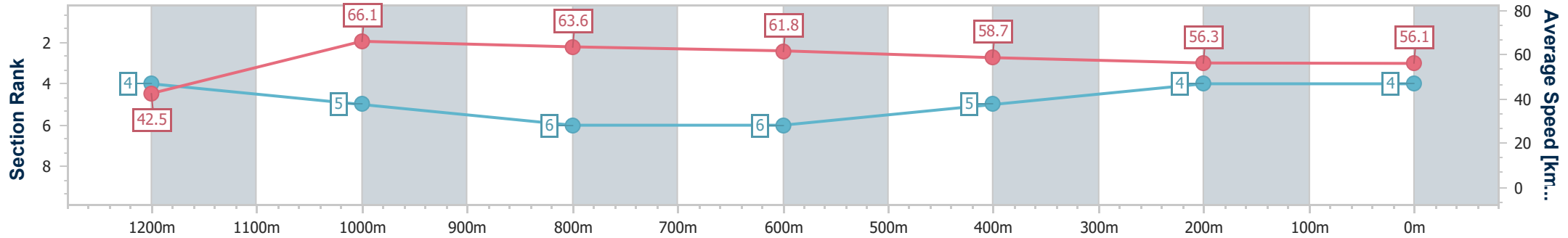
Race 7: Carpet One - Elegant Blinds Maiden Plate - 1300m

02 November 2024 - 21:33

Track Rating: Good 4, Weather: Fine, Rail Position: +3m 800m-300m, +5m Remainder



Section	Overall	1200m	1000m	800m	600m	400m	200m
Section Times	1:20.38 [4] (0:08.49)	1:11.89 [4] (0:10.90)	1:00.99 [5] (0:11.35)	0:49.64 [6] (0:11.70)	0:37.94 [6] (0:12.32)	0:25.62 [5] (0:12.77)	0:12.85 [4] (0:12.85)
Average Speed [km/h]	42.5	66.1	63.6	61.8	58.7	56.3	56.1
Top Speed [km/h]	64.4	67.6	65.2	64.1	61.1	57.6	56.4
Avg. Dist. to Rail [m]	0.9	1.1	0.6	1.2	1.0	0.4	2.1
Avg. Stride Freq. [Hz]	2.4	2.5	2.4	2.4	2.3	2.3	2.3
Avg. Stride Length [m]	5.1	7.2	7.3	7.3	7.1	6.9	6.9



- [] Ranking at each section and finish
- .-.- No data available at this section
- NA No data available



Horse/Jockey Name	Double Glazed
Final Rank	5
Fastest Section Time (Section)	0:08.73 (Overall)
Top Speed [km/h] (Section)	69.9 (1200m)
Race State	Finished



Toowoomba QLD Professional

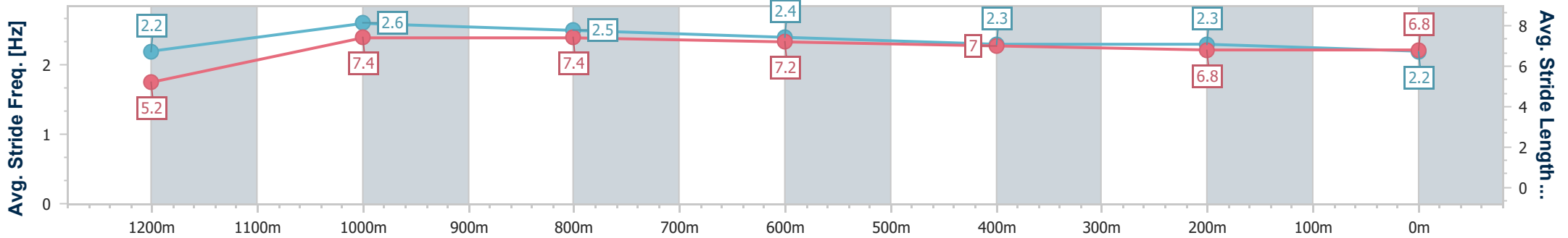
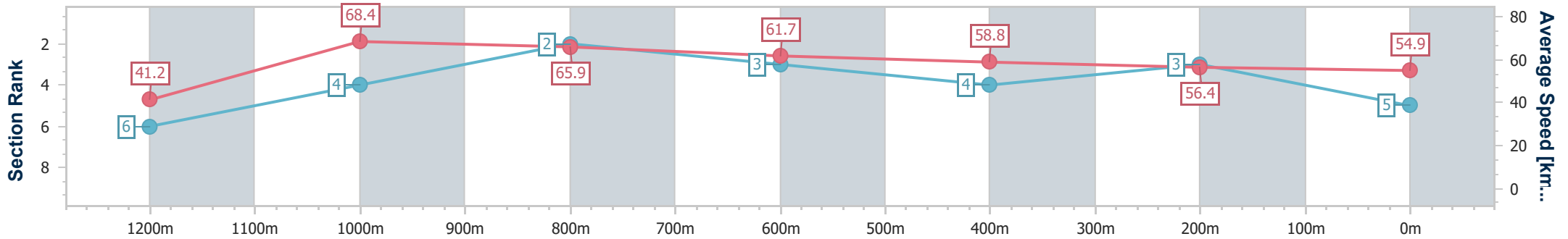
Race 7: Carpet One - Elegant Blinds Maiden Plate - 1300m

02 November 2024 - 21:33

Track Rating: Good 4, Weather: Fine, Rail Position: +3m 800m-300m, +5m Remainder



Section	Overall	1200m	1000m	800m	600m	400m	200m
Section Times	1:20.56 [5] (0:08.73)	1:11.83 [6] (0:10.56)	1:01.27 [4] (0:11.05)	0:50.22 [2] (0:11.76)	0:38.46 [3] (0:12.43)	0:26.03 [4] (0:12.92)	0:13.11 [3] (0:13.11)
Average Speed [km/h]	41.2	68.4	65.9	61.7	58.8	56.4	54.9
Top Speed [km/h]	65.7	69.9	68.7	64.4	61.7	57.4	55.7
Avg. Dist. to Rail [m]	6.6	5.2	3.3	2.3	3.4	2.7	1.7
Avg. Stride Freq. [Hz]	2.2	2.6	2.5	2.4	2.3	2.3	2.2
Avg. Stride Length [m]	5.2	7.4	7.4	7.2	7.0	6.8	6.8



- [] Ranking at each section and finish
- .-.- No data available at this section
- NA No data available



Horse/Jockey Name	Vampire Kisses
Final Rank	6
Fastest Section Time (Section)	0:09.00 (Overall)
Top Speed [km/h] (Section)	68.8 (1200m)
Race State	Finished



Toowoomba QLD Professional

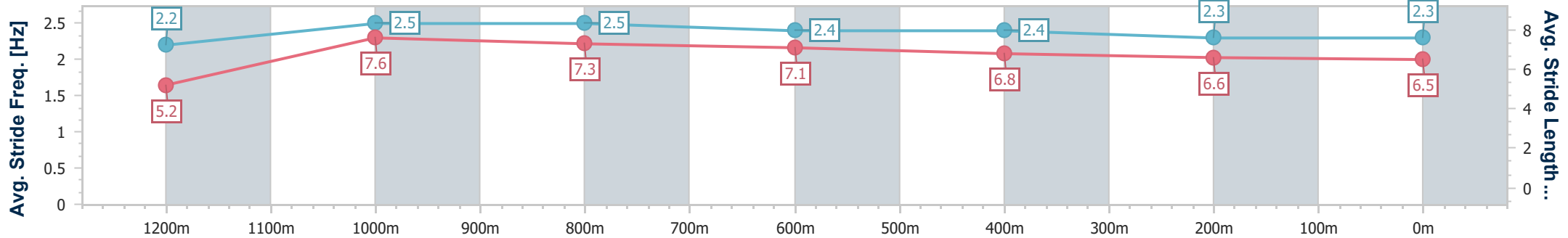
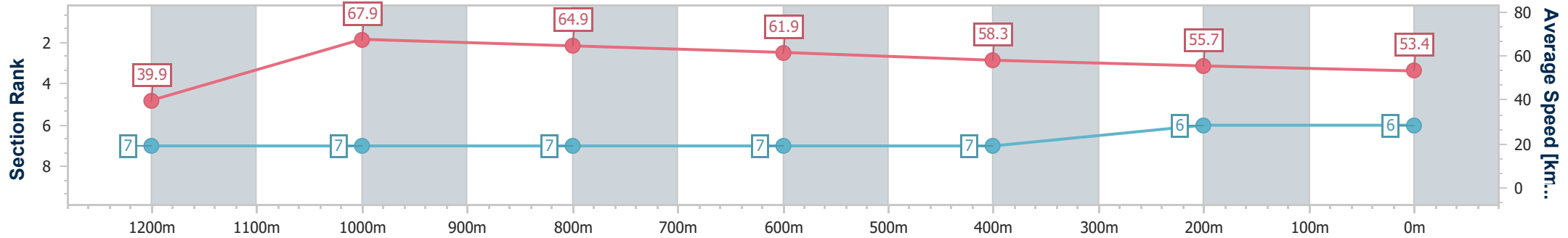
Race 7: Carpet One - Elegant Blinds Maiden Plate - 1300m

02 November 2024 - 21:33

Track Rating: Good 4, Weather: Fine, Rail Position: +3m 800m-300m, +5m Remainder



Section	Overall	1200m	1000m	800m	600m	400m	200m
Section Times	1:21.64 [6] (0:09.00)	1:12.64 [7] (0:10.66)	1:01.98 [7] (0:11.21)	0:50.77 [7] (0:11.78)	0:38.99 [7] (0:12.53)	0:26.46 [7] (0:12.98)	0:13.48 [6] (0:13.48)
Average Speed [km/h]	39.9	67.9	64.9	61.9	58.3	55.7	53.4
Top Speed [km/h]	67.2	68.8	68.1	63.3	61.5	57.1	53.9
Avg. Dist. to Rail [m]	5.2	4.0	3.4	3.5	3.4	0.9	1.6
Avg. Stride Freq. [Hz]	2.2	2.5	2.5	2.4	2.4	2.3	2.3
Avg. Stride Length [m]	5.2	7.6	7.3	7.1	6.8	6.6	6.5



- [] Ranking at each section and finish
- .-.- No data available at this section
- NA No data available



Horse/Jockey Name	Serapus
Final Rank	7
Fastest Section Time (Section)	0:08.43 (Overall)
Top Speed [km/h] (Section)	67.8 (1200m)
Race State	Finished



Toowoomba QLD Professional

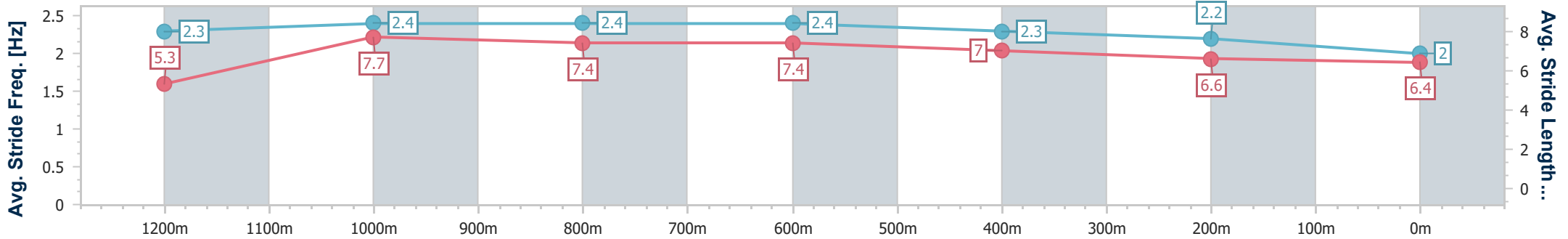
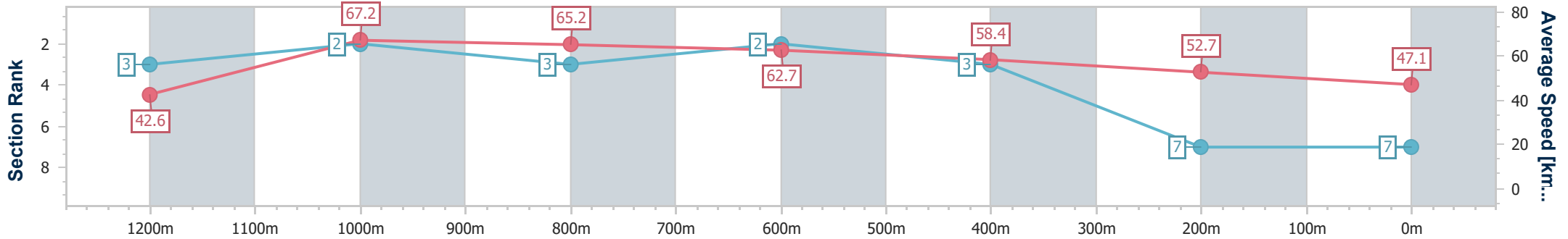
Race 7: Carpet One - Elegant Blinds Maiden Plate - 1300m

02 November 2024 - 21:33

Track Rating: Good 4, Weather: Fine, Rail Position: +3m 800m-300m, +5m Remainder



Section	Overall	1200m	1000m	800m	600m	400m	200m
Section Times	1:23.54 [7] (0:08.43)	1:15.11 [3] (0:10.78)	1:04.33 [2] (0:11.13)	0:53.20 [3] (0:11.61)	0:41.59 [2] (0:12.55)	0:29.04 [3] (0:13.80)	0:15.24 [7] (0:15.24)
Average Speed [km/h]	42.6	67.2	65.2	62.7	58.4	52.7	47.1
Top Speed [km/h]	66.9	67.8	67.3	64.8	62.0	55.1	49.7
Avg. Dist. to Rail [m]	7.9	3.3	2.8	2.9	3.1	2.8	1.1
Avg. Stride Freq. [Hz]	2.3	2.4	2.4	2.4	2.3	2.2	2.0
Avg. Stride Length [m]	5.3	7.7	7.4	7.4	7.0	6.6	6.4



- [] Ranking at each section and finish
- .-.- No data available at this section
- NA No data available