



Eagle Farm QLD Professional

Race 9: Padua College OPEN Handicap - 1400m

02 November 2024 - 17:43



BRISBANE
RACING CLUB

Track Rating: Good 4, Weather: Fine, Rail Position: +1m Entire

Section		Overall	1200m	1000m	800m	600m	400m	Last 600m				
Field Times		1:22.40 (0:13.59)	1:08.81 (0:11.11)	0:57.70 (0:11.58)	0:46.12 (0:11.63)	0:34.49 (0:11.51)	0:22.98 (0:11.30)	0:34.49				
Rank	TAB Horse/Jockey	Barrier	Top Speed [km/h]	Fastest Section	Distance Travelled [m]							
1	11 FLYING TRAPEZE Cejay Graham	3	66.1 600m	0:11.23 400m	1:22.40 [1] (0:13.65)	1:08.75 [2] (0:11.25)	0:57.50 [4] (0:11.65)	0:45.85 [4] (0:11.68)	0:34.17 [5] (0:11.34)	0:22.83 [4] (0:11.23)	0:34.17	
2	8 BROOKHAVEN Tahlia Fenlon	2	65.7 400m	0:11.09 400m	1:22.57 [2] (0:13.94)	1:08.63 [7] (0:11.31)	0:57.32 [7] (0:11.65)	0:45.67 [7] (0:11.52)	0:34.15 [7] (0:11.39)	0:22.76 [6] (0:11.09)	0:34.15	-2
3	6 SUBSTANTIAL Emily Lang	5	65.7 Overall	0:11.23 1200m	1:22.70 [3] (0:13.59)	1:09.11 [1] (0:11.23)	0:57.88 [3] (0:11.64)	0:46.24 [3] (0:11.70)	0:34.54 [4] (0:11.43)	0:23.11 [5] (0:11.29)	0:34.54	+5
4	1 UCALLEDIT Cody Collis	8	65.9 1200m	0:11.17 1200m	1:22.72 [4] (0:13.82)	1:08.90 [5] (0:11.17)	0:57.73 [5] (0:11.60)	0:46.13 [5] (0:11.53)	0:34.60 [3] (0:11.39)	0:23.21 [3] (0:11.28)	0:34.60	+5
5	7 WINSTON SMURFHILL Nikita Beriman	4	66.3 400m	0:11.09 400m	1:22.91 [5] (0:13.93)	1:08.98 [6] (0:11.11)	0:57.87 [6] (0:11.62)	0:46.25 [6] (0:11.74)	0:34.51 [6] (0:11.42)	0:23.09 [7] (0:11.09)	0:34.51	+10
6	3 MANHOOD Ron Stewart	9	67.6 1200m	0:10.91 1200m	1:22.91 [6] (0:13.79)	1:09.12 [4] (0:10.91)	0:58.21 [1] (0:11.64)	0:46.57 [2] (0:11.64)	0:34.93 [2] (0:11.44)	0:23.49 [1] (0:11.30)	0:34.93	+2
7	10 EXOTIQUE MISS Robbie Dolan	7	67.2 1200m	0:11.07 1200m	1:22.95 [7] (0:13.71)	1:09.24 [3] (0:11.07)	0:58.17 [2] (0:11.50)	0:46.67 [1] (0:11.63)	0:35.04 [1] (0:11.54)	0:23.50 [2] (0:11.35)	0:35.04	-5
8	2 DUNE FORTY FIVE Boris Thornton	6	67.2 400m	0:10.89 400m	1:23.02 [8] (0:14.26)	1:08.76 [9] (0:11.36)	0:57.40 [10] (0:11.67)	0:45.73 [10] (0:11.62)	0:34.11 [10] (0:11.55)	0:22.56 [10] (0:10.89)	0:34.11	-1
9	5 EKATERINA Bailey Wheeler	10	66.8 400m	0:10.98 400m	1:23.06 [9] (0:14.20)	1:08.86 [8] (0:11.31)	0:57.55 [8] (0:11.57)	0:45.98 [8] (0:11.62)	0:34.36 [8] (0:11.42)	0:22.94 [8] (0:10.98)	0:34.36	+4
10	4 WAPITI Mark Du Plessis	11	66.7 400m	0:11.06 400m	1:23.11 [10] (0:14.26)	1:08.85 [10] (0:11.36)	0:57.49 [9] (0:11.61)	0:45.88 [9] (0:11.66)	0:34.22 [9] (0:11.34)	0:22.88 [9] (0:11.06)	0:34.22	+5

Scratched: The Drover (#9)

Report Created: Sat 2 November 2024 18:03 GMT+ (Note: Timing is based on position data)

Page 1/12

[] Ranking at each section and finish
 :---: No data available at this section
 NA No data available

SCN Saddle cloth number
 DNF Did not finish
 DNT Did not track

data processed by TRIPLES DATA



Eagle Farm QLD Professional
Race 9: Padua College OPEN Handicap - 1400m
02 November 2024 - 17:43



Track Rating: Good 4, Weather: Fine, Rail Position: +1m Entire

Section				200m				Last 600m		
Field Times				0:11.68				0:34.49		
Rank	TAB	Horse/Jockey	Barrier	Top Speed [km/h]	Fastest Section	Margin			Distance Travelled [m]	
1	11	FLYING TRAPEZE Cejay Graham	3	66.1 600m	0:11.23 400m	0:11.60 [3] (0:11.60)	1:22.40		0:34.17	
2	8	BROOKHAVEN Tahlia Fenlon	2	65.7 400m	0:11.09 400m	0:11.67 [6] (0:11.67)	1.02L		0:34.15	-2
3	6	SUBSTANTIAL Emily Lang	5	65.7 Overall	0:11.23 1200m	0:11.82 [5] (0:11.82)	1.77L		0:34.54	+5
4	1	UCALLEDIT Cody Collis	8	65.9 1200m	0:11.17 1200m	0:11.93 [2] (0:11.93)	1.92L		0:34.60	+5
5	7	WINSTON SMURFHILL Nikita Beriman	4	66.3 400m	0:11.09 400m	0:12.00 [7] (0:12.00)	2.99L		0:34.51	+10
6	3	MANHOOD Ron Stewart	9	67.6 1200m	0:10.91 1200m	0:12.19 [1] (0:12.19)	3.04L		0:34.93	+2
7	10	EXOTIQUE MISS Robbie Dolan	7	67.2 1200m	0:11.07 1200m	0:12.15 [4] (0:12.15)	3.28L		0:35.04	-5
8	2	DUNE FORTY FIVE Boris Thornton	6	67.2 400m	0:10.89 400m	0:11.67 [10] (0:11.67)	3.68L		0:34.11	-1
9	5	EKATERINA Bailey Wheeler	10	66.8 400m	0:10.98 400m	0:11.96 [8] (0:11.96)	3.91L		0:34.36	+4
10	4	WAPITI Mark Du Plessis	11	66.7 400m	0:11.06 400m	0:11.82 [9] (0:11.82)	4.19L		0:34.22	+5

Scratched: The Drover (#9)

[] Ranking at each section and finish
 -:-:- No data available at this section
 NA No data available

SCN Saddle cloth number
 DNF Did not finish
 DNT Did not track



Horse/Jockey Name	Flying Trapeze
Final Rank	1
Fastest Section Time (Section)	0:11.23 (400m)
Top Speed [km/h] (Section)	66.1 (600m)
Race State	Finished



Eagle Farm QLD Professional

Race 9: Padua College OPEN Handicap - 1400m

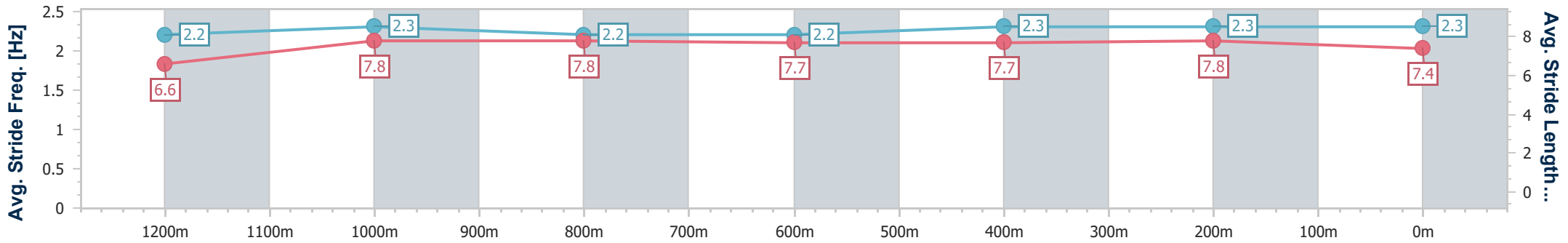
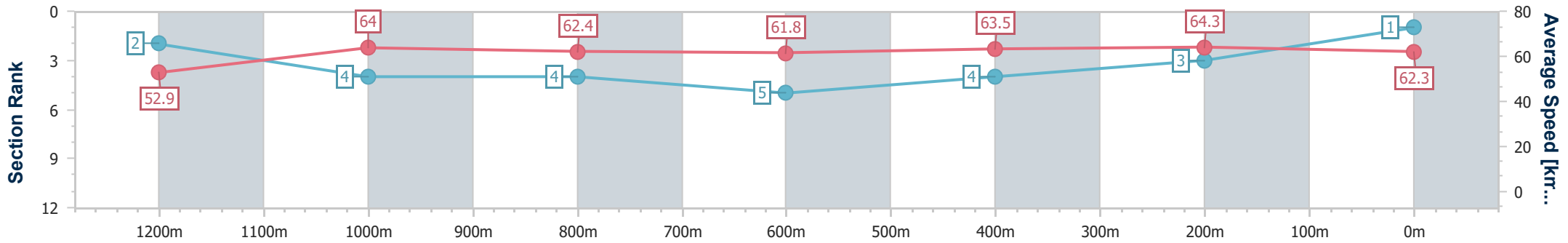
02 November 2024 - 17:43

Track Rating: Good 4, Weather: Fine, Rail Position: +1m Entire



BRISBANE RACING CLUB

Section	Overall	1200m	1000m	800m	600m	400m	200m
Section Times	1:22.40 [1] (0:13.65)	1:08.75 [2] (0:11.25)	0:57.50 [4] (0:11.65)	0:45.85 [4] (0:11.68)	0:34.17 [5] (0:11.34)	0:22.83 [4] (0:11.23)	0:11.60 [3] (0:11.60)
Average Speed [km/h]	52.9	64.0	62.4	61.8	63.5	64.3	62.3
Top Speed [km/h]	65.6	65.0	63.2	63.1	66.1	65.8	65.5
Avg. Dist. to Rail [m]	2.1	1.4	1.9	0.9	0.4	1.2	1.0
Avg. Stride Freq. [Hz]	2.2	2.3	2.2	2.2	2.3	2.3	2.3
Avg. Stride Length [m]	6.6	7.8	7.8	7.7	7.7	7.8	7.4



- [] Ranking at each section and finish
- .-.- No data available at this section
- NA No data available



Horse/Jockey Name	Brookhaven
Final Rank	2
Fastest Section Time (Section)	0:11.09 (400m)
Top Speed [km/h] (Section)	65.7 (400m)
Race State	Finished



Eagle Farm QLD Professional

Race 9: Padua College OPEN Handicap - 1400m

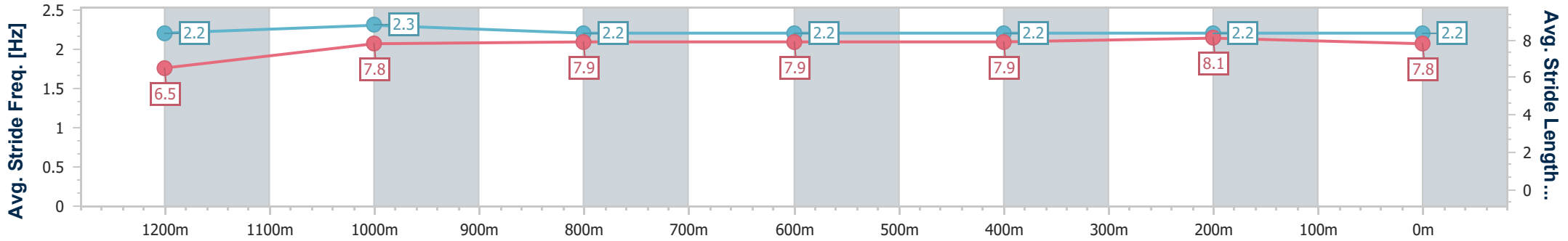
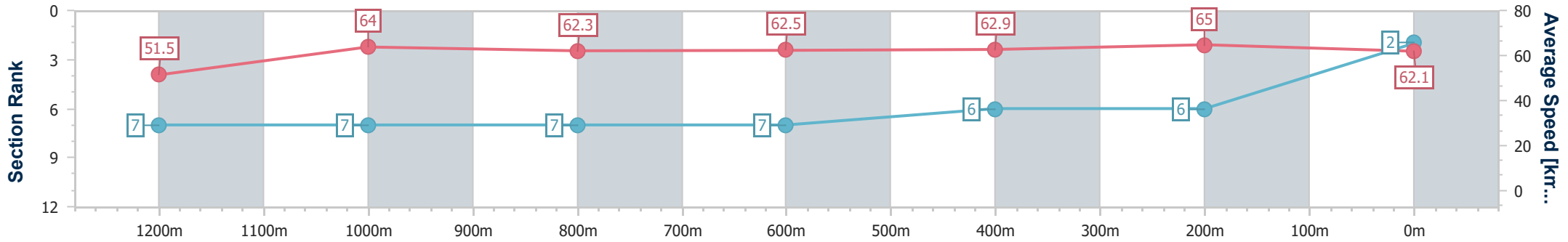
02 November 2024 - 17:43

Track Rating: Good 4, Weather: Fine, Rail Position: +1m Entire



BRISBANE RACING CLUB

Section	Overall	1200m	1000m	800m	600m	400m	200m
Section Times	1:22.57 [2] (0:13.94)	1:08.63 [7] (0:11.31)	0:57.32 [7] (0:11.65)	0:45.67 [7] (0:11.52)	0:34.15 [7] (0:11.39)	0:22.76 [6] (0:11.09)	0:11.67 [6] (0:11.67)
Average Speed [km/h]	51.5	64.0	62.3	62.5	62.9	65.0	62.1
Top Speed [km/h]	63.8	64.5	63.3	63.0	64.5	65.7	64.7
Avg. Dist. to Rail [m]	1.7	2.5	1.9	0.6	0.8	1.0	0.5
Avg. Stride Freq. [Hz]	2.2	2.3	2.2	2.2	2.2	2.2	2.2
Avg. Stride Length [m]	6.5	7.8	7.9	7.9	7.9	8.1	7.8



- [] Ranking at each section and finish
- .-.- No data available at this section
- NA No data available



Horse/Jockey Name	Substantial
Final Rank	3
Fastest Section Time (Section)	0:11.23 (1200m)
Top Speed [km/h] (Section)	65.7 (Overall)
Race State	Finished



Eagle Farm QLD Professional

Race 9: Padua College OPEN Handicap - 1400m

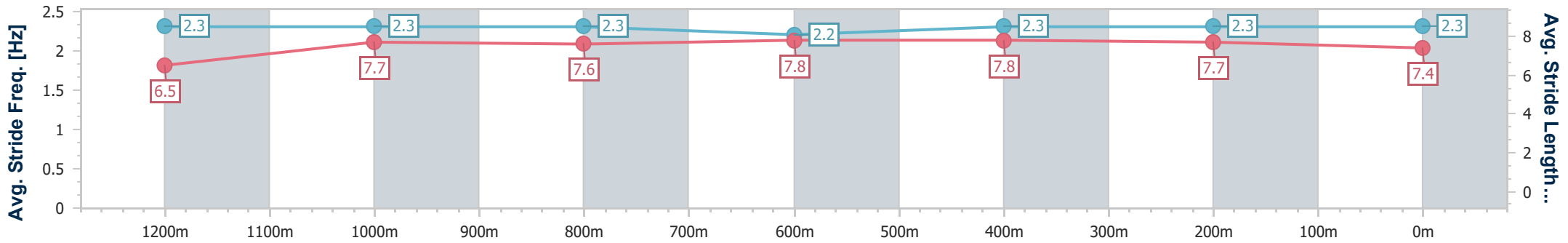
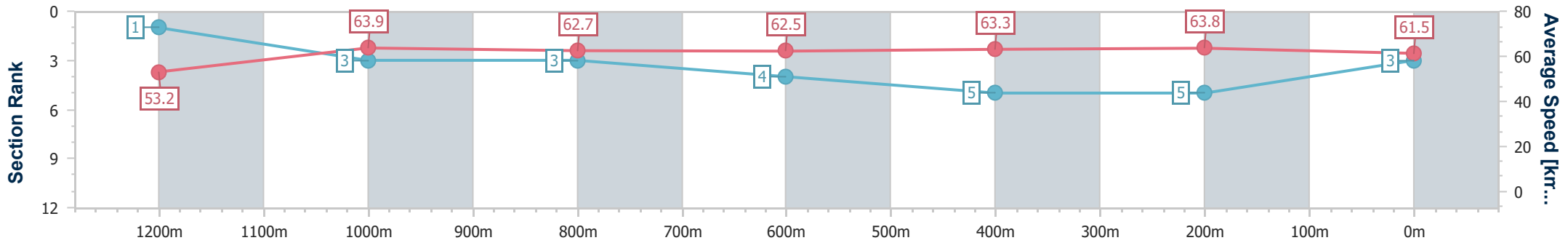
02 November 2024 - 17:43

Track Rating: Good 4, Weather: Fine, Rail Position: +1m Entire



BRISBANE RACING CLUB

Section	Overall	1200m	1000m	800m	600m	400m	200m
Section Times	1:22.70 [3] (0:13.59)	1:09.11 [1] (0:11.23)	0:57.88 [3] (0:11.64)	0:46.24 [3] (0:11.70)	0:34.54 [4] (0:11.43)	0:23.11 [5] (0:11.29)	0:11.82 [5] (0:11.82)
Average Speed [km/h]	53.2	63.9	62.7	62.5	63.3	63.8	61.5
Top Speed [km/h]	65.7	65.5	63.3	63.1	64.6	64.4	63.0
Avg. Dist. to Rail [m]	4.6	3.1	2.7	2.5	1.6	2.4	1.6
Avg. Stride Freq. [Hz]	2.3	2.3	2.3	2.2	2.3	2.3	2.3
Avg. Stride Length [m]	6.5	7.7	7.6	7.8	7.8	7.7	7.4



- [] Ranking at each section and finish
- .-.- No data available at this section
- NA No data available



Horse/Jockey Name	Ucalledit
Final Rank	4
Fastest Section Time (Section)	0:11.17 (1200m)
Top Speed [km/h] (Section)	65.9 (1200m)
Race State	Finished



Eagle Farm QLD Professional

Race 9: Padua College OPEN Handicap - 1400m

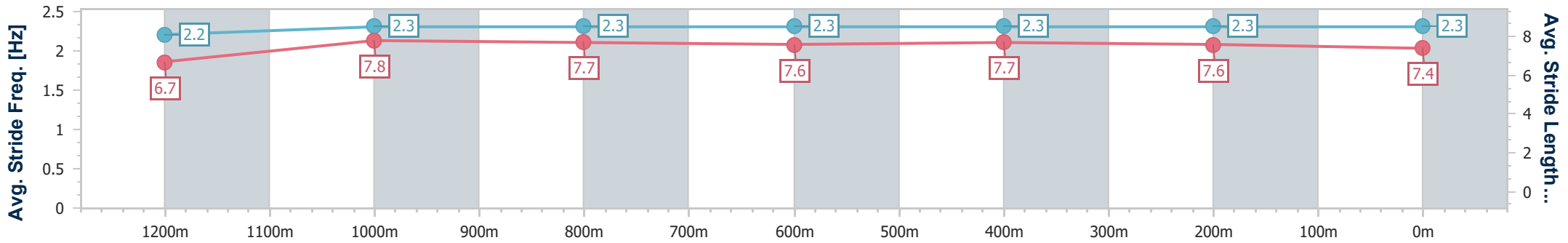
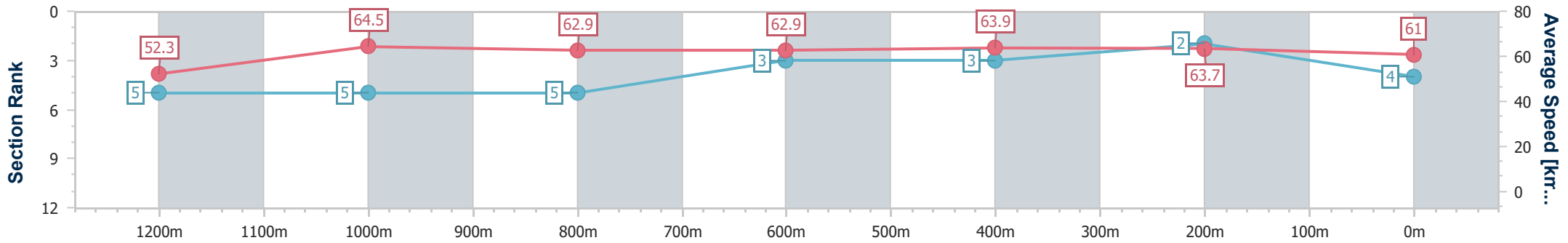
02 November 2024 - 17:43

Track Rating: Good 4, Weather: Fine, Rail Position: +1m Entire



BRISBANE RACING CLUB

Section	Overall	1200m	1000m	800m	600m	400m	200m
Section Times	1:22.72 [4] (0:13.82)	1:08.90 [5] (0:11.17)	0:57.73 [5] (0:11.60)	0:46.13 [5] (0:11.53)	0:34.60 [3] (0:11.39)	0:23.21 [3] (0:11.28)	0:11.93 [2] (0:11.93)
Average Speed [km/h]	52.3	64.5	62.9	62.9	63.9	63.7	61.0
Top Speed [km/h]	65.1	65.9	63.7	63.8	65.7	65.7	63.4
Avg. Dist. to Rail [m]	7.2	4.0	3.1	1.8	1.6	3.8	5.4
Avg. Stride Freq. [Hz]	2.2	2.3	2.3	2.3	2.3	2.3	2.3
Avg. Stride Length [m]	6.7	7.8	7.7	7.6	7.7	7.6	7.4



- [] Ranking at each section and finish
- .-.- No data available at this section
- NA No data available



Horse/Jockey Name	Winston Smurfhill
Final Rank	5
Fastest Section Time (Section)	0:11.09 (400m)
Top Speed [km/h] (Section)	66.3 (400m)
Race State	Finished



Eagle Farm QLD Professional

Race 9: Padua College OPEN Handicap - 1400m

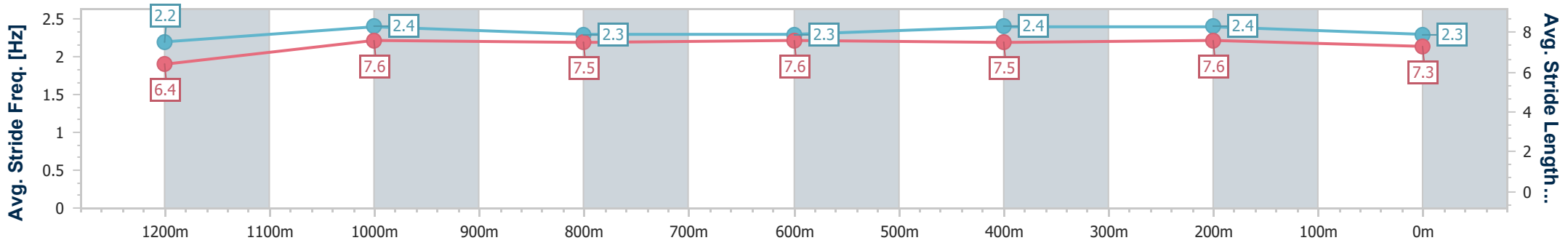
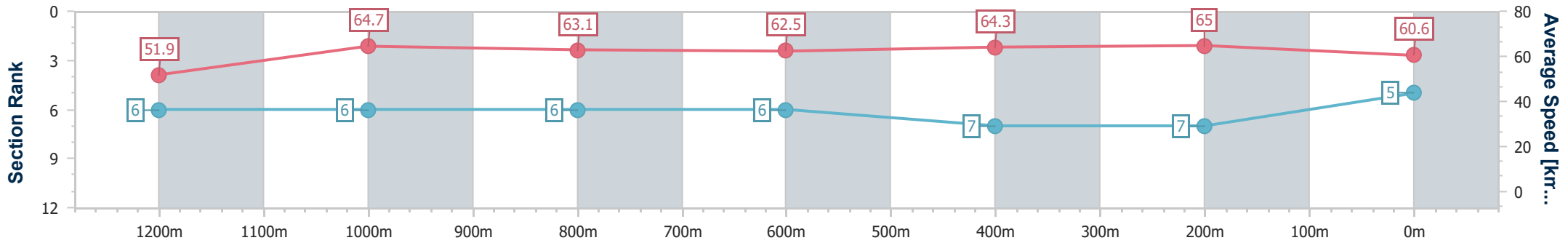
02 November 2024 - 17:43

Track Rating: Good 4, Weather: Fine, Rail Position: +1m Entire



BRISBANE RACING CLUB

Section	Overall	1200m	1000m	800m	600m	400m	200m
Section Times	1:22.91 [5] (0:13.93)	1:08.98 [6] (0:11.11)	0:57.87 [6] (0:11.62)	0:46.25 [6] (0:11.74)	0:34.51 [6] (0:11.42)	0:23.09 [7] (0:11.09)	0:12.00 [7] (0:12.00)
Average Speed [km/h]	51.9	64.7	63.1	62.5	64.3	65.0	60.6
Top Speed [km/h]	65.4	65.8	63.7	63.5	65.7	66.3	63.3
Avg. Dist. to Rail [m]	3.8	2.5	3.2	4.3	3.6	4.3	4.3
Avg. Stride Freq. [Hz]	2.2	2.4	2.3	2.3	2.4	2.4	2.3
Avg. Stride Length [m]	6.4	7.6	7.5	7.6	7.5	7.6	7.3



- [] Ranking at each section and finish
- .-.- No data available at this section
- NA No data available



Horse/Jockey Name	Manhood
Final Rank	6
Fastest Section Time (Section)	0:10.91 (1200m)
Top Speed [km/h] (Section)	67.6 (1200m)
Race State	Finished



Eagle Farm QLD Professional

Race 9: Padua College OPEN Handicap - 1400m

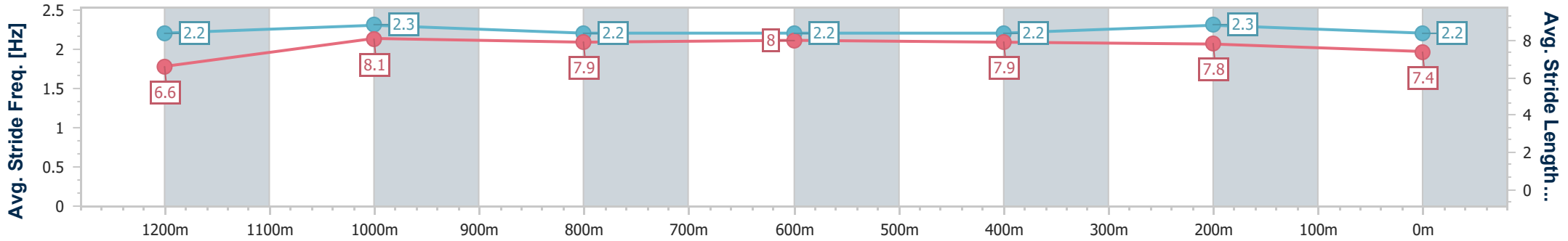
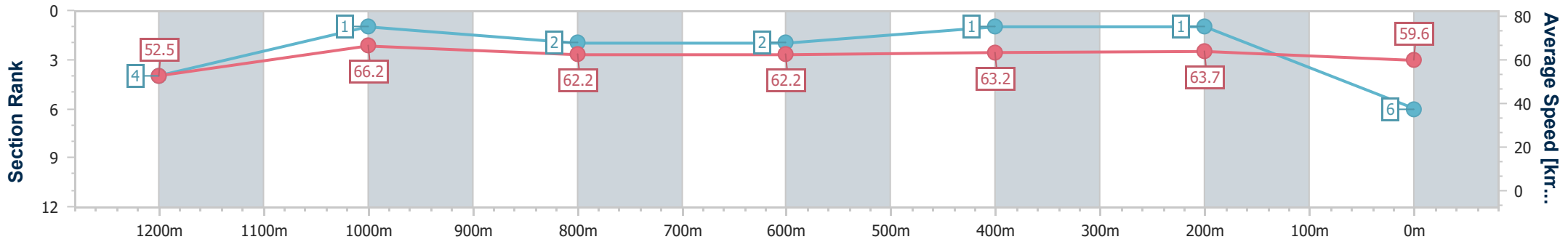
02 November 2024 - 17:43

Track Rating: Good 4, Weather: Fine, Rail Position: +1m Entire



BRISBANE RACING CLUB

Section	Overall	1200m	1000m	800m	600m	400m	200m
Section Times	1:22.91 [6] (0:13.79)	1:09.12 [4] (0:10.91)	0:58.21 [1] (0:11.64)	0:46.57 [2] (0:11.64)	0:34.93 [2] (0:11.44)	0:23.49 [1] (0:11.30)	0:12.19 [1] (0:12.19)
Average Speed [km/h]	52.5	66.2	62.2	62.2	63.2	63.7	59.6
Top Speed [km/h]	66.1	67.6	64.0	62.5	64.1	64.7	62.3
Avg. Dist. to Rail [m]	8.3	4.5	1.2	0.9	1.1	2.5	3.4
Avg. Stride Freq. [Hz]	2.2	2.3	2.2	2.2	2.2	2.3	2.2
Avg. Stride Length [m]	6.6	8.1	7.9	8.0	7.9	7.8	7.4



- [] Ranking at each section and finish
- .-.- No data available at this section
- NA No data available



Horse/Jockey Name	Exotique Miss
Final Rank	7
Fastest Section Time (Section)	0:11.07 (1200m)
Top Speed [km/h] (Section)	67.2 (1200m)
Race State	Finished



Eagle Farm QLD Professional

Race 9: Padua College OPEN Handicap - 1400m

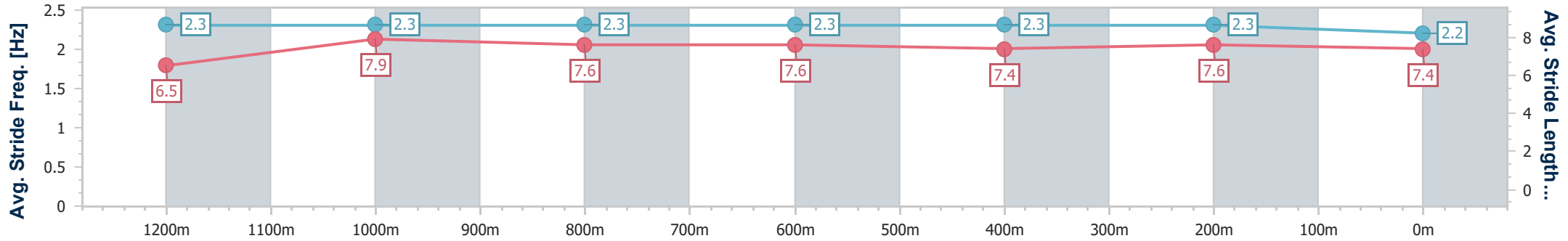
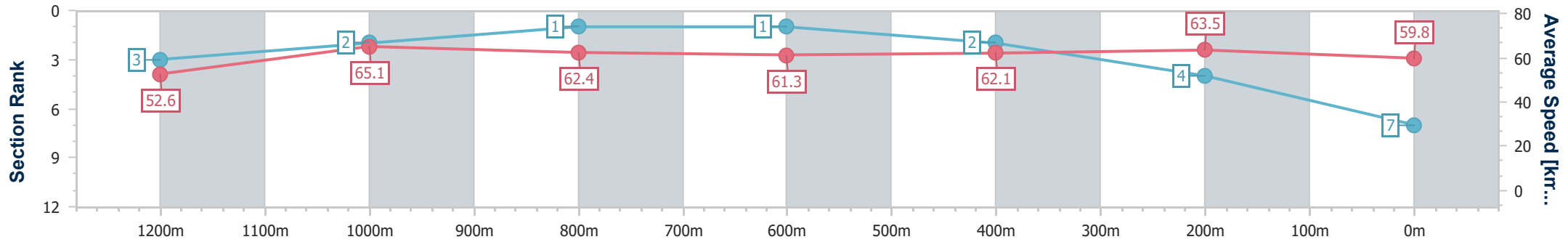
02 November 2024 - 17:43

Track Rating: Good 4, Weather: Fine, Rail Position: +1m Entire



BRISBANE RACING CLUB

Section	Overall	1200m	1000m	800m	600m	400m	200m
Section Times	1:22.95 [7] (0:13.71)	1:09.24 [3] (0:11.07)	0:58.17 [2] (0:11.50)	0:46.67 [1] (0:11.63)	0:35.04 [1] (0:11.54)	0:23.50 [2] (0:11.35)	0:12.15 [4] (0:12.15)
Average Speed [km/h]	52.6	65.1	62.4	61.3	62.1	63.5	59.8
Top Speed [km/h]	66.3	67.2	63.5	62.1	63.9	64.8	61.9
Avg. Dist. to Rail [m]	5.9	1.9	0.8	1.7	1.3	0.7	0.5
Avg. Stride Freq. [Hz]	2.3	2.3	2.3	2.3	2.3	2.3	2.2
Avg. Stride Length [m]	6.5	7.9	7.6	7.6	7.4	7.6	7.4



- [] Ranking at each section and finish
- .-.- No data available at this section
- NA No data available



Horse/Jockey Name	Dune Forty Five
Final Rank	8
Fastest Section Time (Section)	0:10.89 (400m)
Top Speed [km/h] (Section)	67.2 (400m)
Race State	Finished



Eagle Farm QLD Professional

Race 9: Padua College OPEN Handicap - 1400m

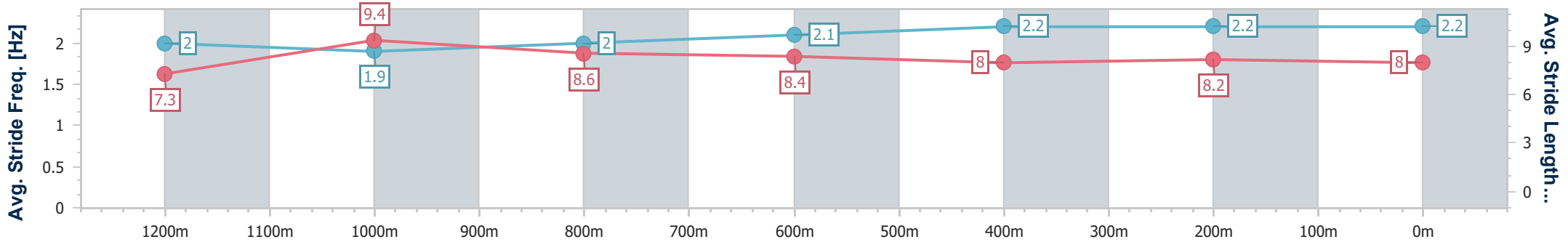
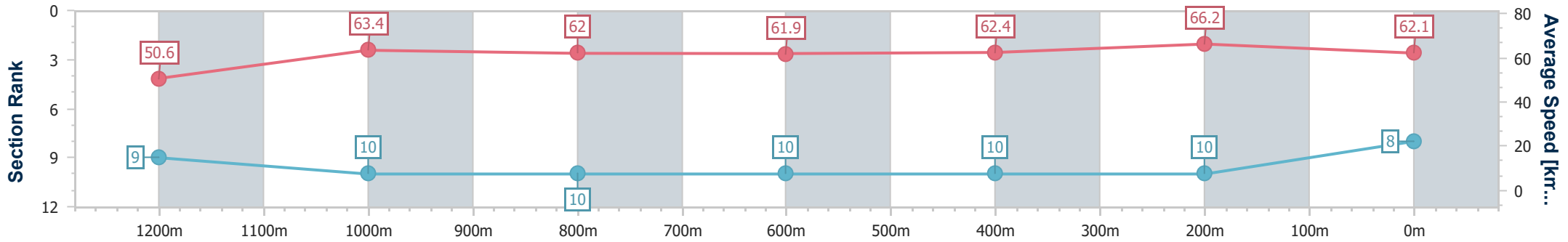
02 November 2024 - 17:43

Track Rating: Good 4, Weather: Fine, Rail Position: +1m Entire



BRISBANE RACING CLUB

Section	Overall	1200m	1000m	800m	600m	400m	200m
Section Times	1:23.02 [8] (0:14.26)	1:08.76 [9] (0:11.36)	0:57.40 [10] (0:11.67)	0:45.73 [10] (0:11.62)	0:34.11 [10] (0:11.55)	0:22.56 [10] (0:10.89)	0:11.67 [10] (0:11.67)
Average Speed [km/h]	50.6	63.4	62.0	61.9	62.4	66.2	62.1
Top Speed [km/h]	65.1	65.0	63.2	63.0	65.7	67.2	65.3
Avg. Dist. to Rail [m]	4.3	1.3	0.9	0.3	0.4	3.2	5.7
Avg. Stride Freq. [Hz]	2.0	1.9	2.0	2.1	2.2	2.2	2.2
Avg. Stride Length [m]	7.3	9.4	8.6	8.4	8.0	8.2	8.0



- [] Ranking at each section and finish
- .-.- No data available at this section
- NA No data available



Horse/Jockey Name	Ekaterina
Final Rank	9
Fastest Section Time (Section)	0:10.98 (400m)
Top Speed [km/h] (Section)	66.8 (400m)
Race State	Finished



Eagle Farm QLD Professional

Race 9: Padua College OPEN Handicap - 1400m

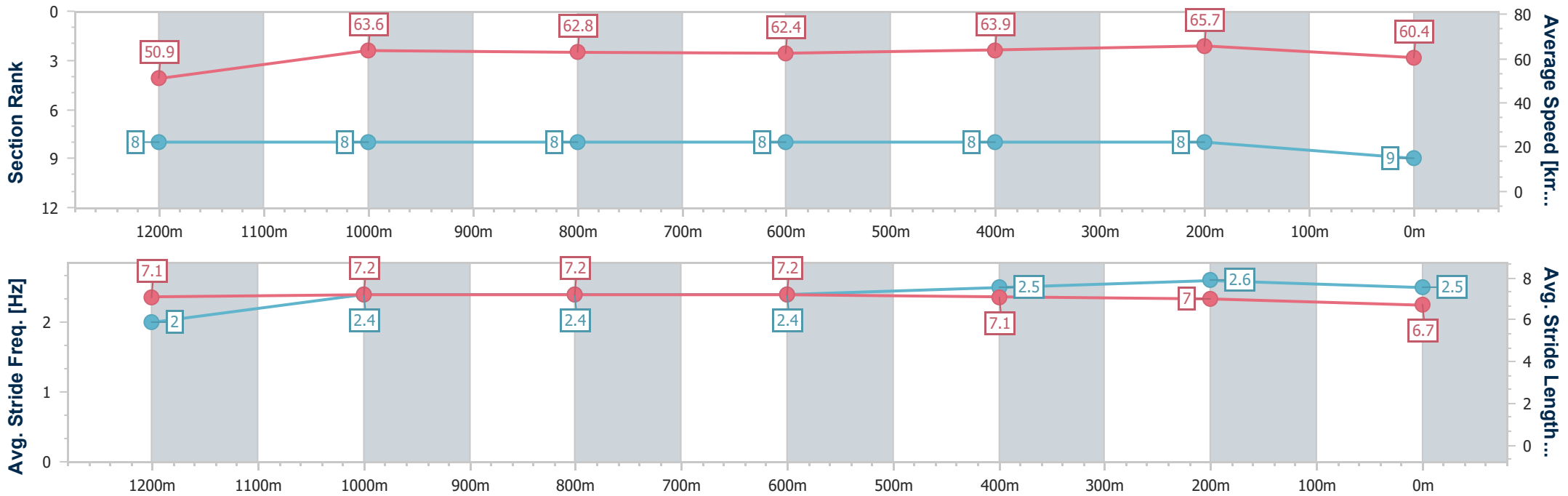
02 November 2024 - 17:43

Track Rating: Good 4, Weather: Fine, Rail Position: +1m Entire



BRISBANE RACING CLUB

Section	Overall	1200m	1000m	800m	600m	400m	200m
Section Times	1:23.06 [9] (0:14.20)	1:08.86 [8] (0:11.31)	0:57.55 [8] (0:11.57)	0:45.98 [8] (0:11.62)	0:34.36 [8] (0:11.42)	0:22.94 [8] (0:10.98)	0:11.96 [8] (0:11.96)
Average Speed [km/h]	50.9	63.6	62.8	62.4	63.9	65.7	60.4
Top Speed [km/h]	64.2	64.9	63.5	63.0	66.7	66.8	63.9
Avg. Dist. to Rail [m]	6.4	2.7	1.9	1.4	2.2	5.8	8.2
Avg. Stride Freq. [Hz]	2.0	2.4	2.4	2.4	2.5	2.6	2.5
Avg. Stride Length [m]	7.1	7.2	7.2	7.2	7.1	7.0	6.7



- [] Ranking at each section and finish
- .-.- No data available at this section
- NA No data available



Horse/Jockey Name	Wapiti
Final Rank	10
Fastest Section Time (Section)	0:11.06 (400m)
Top Speed [km/h] (Section)	66.7 (400m)
Race State	Finished



Eagle Farm QLD Professional

Race 9: Padua College OPEN Handicap - 1400m

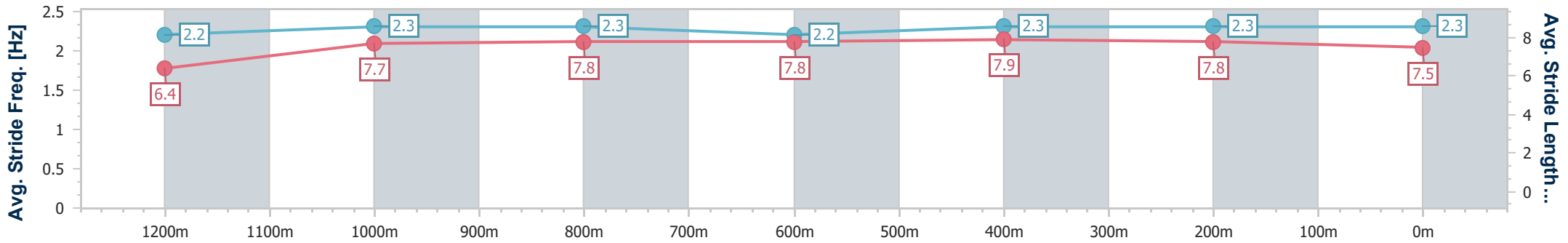
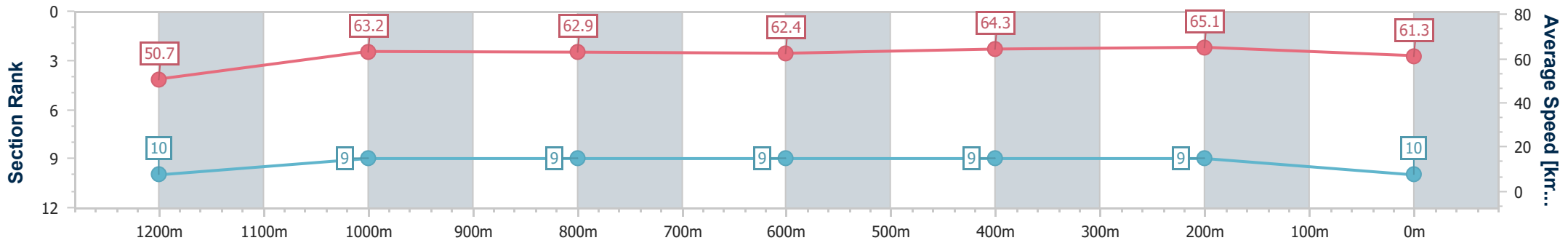
02 November 2024 - 17:43

Track Rating: Good 4, Weather: Fine, Rail Position: +1m Entire



BRISBANE RACING CLUB

Section	Overall	1200m	1000m	800m	600m	400m	200m
Section Times	1:23.11 [10] (0:14.26)	1:08.85 [10] (0:11.36)	0:57.49 [9] (0:11.61)	0:45.88 [9] (0:11.66)	0:34.22 [9] (0:11.34)	0:22.88 [9] (0:11.06)	0:11.82 [9] (0:11.82)
Average Speed [km/h]	50.7	63.2	62.9	62.4	64.3	65.1	61.3
Top Speed [km/h]	64.1	64.3	64.1	63.3	66.3	66.7	63.8
Avg. Dist. to Rail [m]	8.7	3.2	2.4	1.8	2.7	6.2	7.4
Avg. Stride Freq. [Hz]	2.2	2.3	2.3	2.2	2.3	2.3	2.3
Avg. Stride Length [m]	6.4	7.7	7.8	7.8	7.9	7.8	7.5



- [] Ranking at each section and finish
- .-.- No data available at this section
- NA No data available