



# Eagle Farm QLD Professional

## Race 4: CivilPipes QTIS Three-Years-Old Handicap - 1500m

02 November 2024 - 14:32



BRISBANE  
RACING CLUB

Track Rating: Good 4, Weather: Fine, Rail Position: +1m Entire

Section														
Field Times	Overall	1400m	1200m	1000m	800m	600m	400m	Last 600m						
	1:28.91 (0:08.15)	1:20.76 (0:10.75)	1:10.01 (0:11.27)	0:58.74 (0:11.93)	0:46.81 (0:11.84)	0:34.97 (0:11.55)	0:23.42 (0:11.52)	0:34.97						
Rank	TAB	Horse/Jockey	Barrier	Top Speed [km/h]	Fastest Section	Overall	1400m	1200m	1000m	800m	600m	400m	Last 600m	Distance Travelled [m]
1	4	OUR BENEFACTOR Martin Harley	7	66.5 1400m	0:08.57 Overall	1:28.91 [1] (0:08.57)	1:20.34 [6] (0:10.98)	1:09.36 [6] (0:11.39)	0:57.97 [6] (0:11.84)	0:46.13 [6] (0:11.74)	0:34.39 [6] (0:11.30)	0:23.09 [4] (0:11.19)	0:34.39	
2	1	APUNTAR Cody Collis	3	67.7 1400m	0:08.49 Overall	1:29.41 [2] (0:08.49)	1:20.92 [5] (0:10.88)	1:10.04 [5] (0:11.45)	0:58.59 [5] (0:11.78)	0:46.81 [5] (0:11.77)	0:35.04 [5] (0:11.50)	0:23.54 [6] (0:11.53)	0:35.04	-3
3	3	CHAMIERRO Jag Guthmann-Chester	4	67.4 1400m	0:08.35 Overall	1:29.43 [3] (0:08.35)	1:21.08 [4] (0:10.86)	1:10.22 [3] (0:11.37)	0:58.85 [4] (0:11.85)	0:47.00 [4] (0:11.78)	0:35.22 [4] (0:11.56)	0:23.66 [3] (0:11.38)	0:35.22	+2
4	2	PROMINENT LAD Noel Callow	8	66.5 1400m	0:08.63 Overall	1:29.68 [4] (0:08.63)	1:21.05 [7] (0:11.03)	1:10.02 [7] (0:11.45)	0:58.57 [8] (0:12.03)	0:46.54 [9] (0:11.78)	0:34.76 [9] (0:11.43)	0:23.33 [8] (0:11.20)	0:34.76	+1
5	5	LARIDAE Cejay Graham	10	65.9 1200m	0:08.84 Overall	1:29.84 [5] (0:08.84)	1:21.00 [10] (0:11.11)	1:09.89 [10] (0:11.32)	0:58.57 [10] (0:12.02)	0:46.55 [10] (0:11.82)	0:34.73 [10] (0:11.42)	0:23.31 [9] (0:11.21)	0:34.73	+0
6	6	PROPOSE Mark Du Plessis	6	66.3 1400m	0:08.73 Overall	1:29.88 [6] (0:08.73)	1:21.15 [8] (0:11.02)	1:10.13 [8] (0:11.27)	0:58.86 [7] (0:11.79)	0:47.07 [7] (0:11.87)	0:35.20 [7] (0:11.65)	0:23.55 [7] (0:11.30)	0:35.20	+1
7	7	I'M HEROIC Nikita Beriman	5	69.3 1400m	0:08.26 Overall	1:30.01 [7] (0:08.26)	1:21.75 [2] (0:10.75)	1:11.00 [2] (0:11.36)	0:59.64 [2] (0:11.87)	0:47.77 [2] (0:11.73)	0:36.04 [2] (0:11.53)	0:24.51 [2] (0:11.57)	0:36.04	-1
8	8	RESOLUTE LADY Emily Lang	1	67.2 1200m	0:08.35 Overall	1:30.07 [8] (0:08.35)	1:21.72 [3] (0:10.89)	1:10.83 [4] (0:11.25)	0:59.58 [3] (0:11.88)	0:47.70 [3] (0:11.78)	0:35.92 [3] (0:11.34)	0:24.58 [1] (0:11.61)	0:35.92	-1
9	10	HARLEY CHARLIE Robbie Dolan	9	67.1 1400m	0:08.78 Overall	1:31.99 [9] (0:08.78)	1:23.21 [9] (0:11.00)	1:12.21 [9] (0:11.35)	1:00.86 [9] (0:11.92)	0:48.94 [8] (0:11.79)	0:37.15 [8] (0:11.79)	0:25.36 [10] (0:12.10)	0:37.15	+3
10	9	ROCKRATA Samantha Collett	2	68.2 1400m	0:08.15 Overall	1:33.02 [10] (0:08.15)	1:24.87 [1] (0:10.75)	1:14.12 [1] (0:11.27)	1:02.85 [1] (0:11.93)	0:50.92 [1] (0:11.84)	0:39.08 [1] (0:11.91)	0:27.17 [5] (0:12.60)	0:39.08	-2



# Eagle Farm QLD Professional

## Race 4: CivilPipes QTIS Three-Years-Old Handicap - 1500m

02 November 2024 - 14:32



BRISBANE  
RACING CLUB

Track Rating: Good 4, Weather: Fine, Rail Position: +1m Entire

Section							200m			Last 600m
Field Times							0:11.90			0:34.97
							(0:11.90)			
Rank	TAB	Horse/Jockey	Barrier	Top Speed [km/h]	Fastest Section	Margin			Distance Travelled [m]	
1	4	<b>OUR BENEFACTOR</b>	7	66.5	0:08.57	0:11.90 [1]	1:28.91		0:34.39	
		Martin Harley		1400m	Overall	(0:11.90)				
2	1	<b>APUNTAR</b>	3	67.7	0:08.49	0:12.01 [5]	2.96L		0:35.04	
		Cody Collis		1400m	Overall	(0:12.01)			-3	
3	3	<b>CHAMIERRO</b>	4	67.4	0:08.35	0:12.28 [4]	3.06L		0:35.22	
		Jag Guthmann-Chester		1400m	Overall	(0:12.28)			+2	
4	2	<b>PROMINENT LAD</b>	8	66.5	0:08.63	0:12.13 [6]	4.53L		0:34.76	
		Noel Callow		1400m	Overall	(0:12.13)			+1	
5	5	<b>LARIDAE</b>	10	65.9	0:08.84	0:12.10 [8]	5.5L		0:34.73	
		Cejay Graham		1200m	Overall	(0:12.10)			+0	
6	6	<b>PROPOSE</b>	6	66.3	0:08.73	0:12.25 [7]	5.71L		0:35.20	
		Mark Du Plessis		1400m	Overall	(0:12.25)			+1	
7	7	<b>I'M HEROIC</b>	5	69.3	0:08.26	0:12.94 [2]	6.49L		0:36.04	
		Nikita Beriman		1400m	Overall	(0:12.94)			-1	
8	8	<b>RESOLUTE LADY</b>	1	67.2	0:08.35	0:12.97 [3]	6.84L		0:35.92	
		Emily Lang		1200m	Overall	(0:12.97)			-1	
9	10	<b>HARLEY CHARLIE</b>	9	67.1	0:08.78	0:13.26 [10]	18.11L		0:37.15	
		Robbie Dolan		1400m	Overall	(0:13.26)			+3	
10	9	<b>ROCKRATA</b>	2	68.2	0:08.15	0:14.57 [9]	24.2L		0:39.08	
		Samantha Collett		1400m	Overall	(0:14.57)			-2	

[ ] Ranking at each section and finish  
 -:-:- No data available at this section  
 NA No data available

SCN Saddle cloth number  
 DNF Did not finish  
 DNT Did not track



Horse/Jockey Name	Our Benefactor
Final Rank	1
Fastest Section Time (Section)	0:08.57 (Overall)
Top Speed [km/h] (Section)	66.5 (1400m)
Race State	Finished



### Eagle Farm QLD Professional

Race 4: CivilPipes QTIS Three-Years-Old Handicap - 1500m

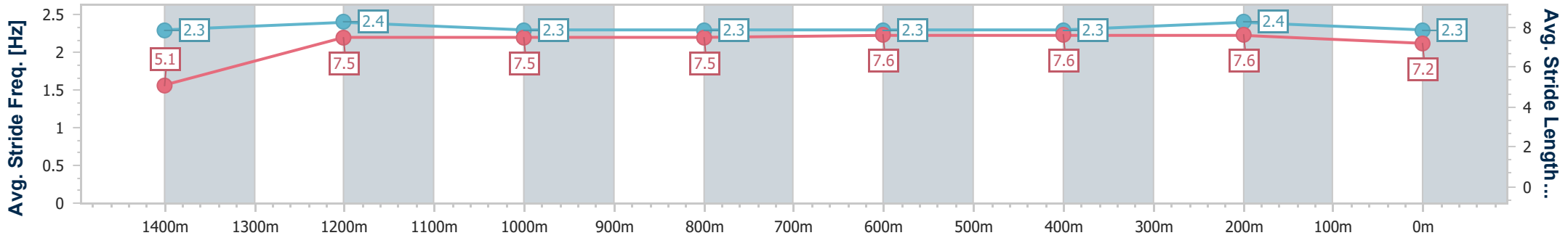
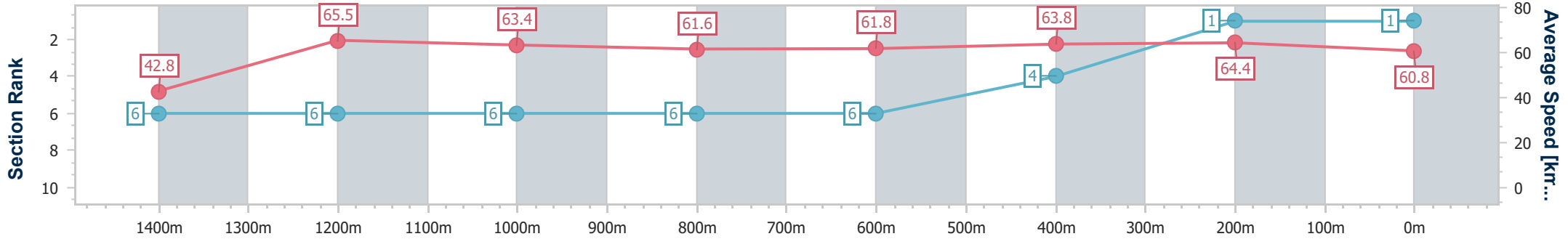
02 November 2024 - 14:32

Track Rating: Good 4, Weather: Fine, Rail Position: +1m Entire



BRISBANE RACING CLUB

Section	Overall	1400m	1200m	1000m	800m	600m	400m	200m
Section Times	1:28.91 [1] (0:08.57)	1:20.34 [6] (0:10.98)	1:09.36 [6] (0:11.39)	0:57.97 [6] (0:11.84)	0:46.13 [6] (0:11.74)	0:34.39 [6] (0:11.30)	0:23.09 [4] (0:11.19)	0:11.90 [1] (0:11.90)
Average Speed [km/h]	42.8	65.5	63.4	61.6	61.8	63.8	64.4	60.8
Top Speed [km/h]	64.6	66.5	65.7	62.5	62.9	65.0	64.8	63.6
Avg. Dist. to Rail [m]	13.8	2.7	2.7	2.3	1.5	0.6	0.5	0.5
Avg. Stride Freq. [Hz]	2.3	2.4	2.3	2.3	2.3	2.3	2.4	2.3
Avg. Stride Length [m]	5.1	7.5	7.5	7.5	7.6	7.6	7.6	7.2



- [ ] Ranking at each section and finish
- .-.- No data available at this section
- NA No data available



Horse/Jockey Name	Apuntar
Final Rank	2
Fastest Section Time (Section)	0:08.49 (Overall)
Top Speed [km/h] (Section)	67.7 (1400m)
Race State	Finished



### Eagle Farm QLD Professional

Race 4: CivilPipes QTIS Three-Years-Old Handicap - 1500m

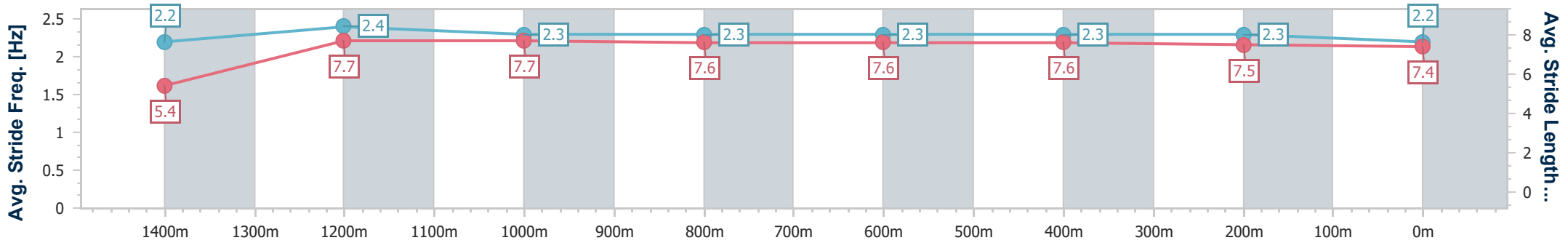
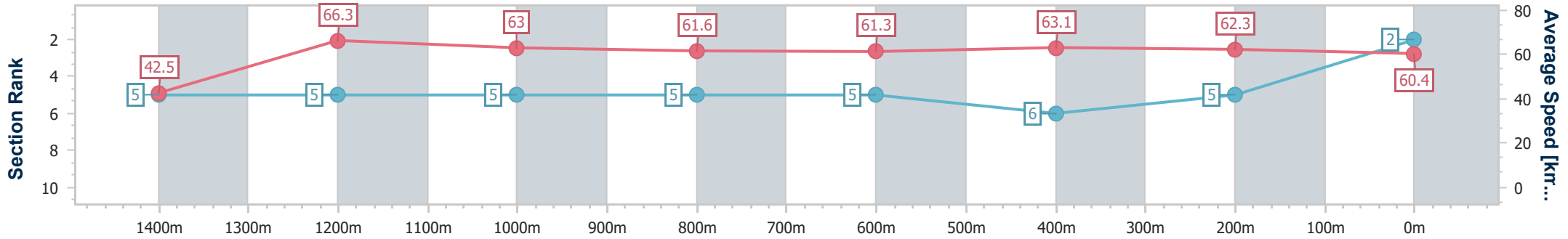
02 November 2024 - 14:32

Track Rating: Good 4, Weather: Fine, Rail Position: +1m Entire



BRISBANE RACING CLUB

Section	Overall	1400m	1200m	1000m	800m	600m	400m	200m
Section Times	1:29.41 [2] (0:08.49)	1:20.92 [5] (0:10.88)	1:10.04 [5] (0:11.45)	0:58.59 [5] (0:11.78)	0:46.81 [5] (0:11.77)	0:35.04 [5] (0:11.50)	0:23.54 [6] (0:11.53)	0:12.01 [5] (0:12.01)
Average Speed [km/h]	42.5	66.3	63.0	61.6	61.3	63.1	62.3	60.4
Top Speed [km/h]	65.1	67.7	66.5	61.9	62.5	64.0	62.9	62.4
Avg. Dist. to Rail [m]	9.9	2.4	1.9	1.6	1.2	0.5	0.4	0.8
Avg. Stride Freq. [Hz]	2.2	2.4	2.3	2.3	2.3	2.3	2.3	2.2
Avg. Stride Length [m]	5.4	7.7	7.7	7.6	7.6	7.6	7.5	7.4



- [ ] Ranking at each section and finish
- .-.- No data available at this section
- NA No data available



Horse/Jockey Name	Chamierro
Final Rank	3
Fastest Section Time (Section)	0:08.35 (Overall)
Top Speed [km/h] (Section)	67.4 (1400m)
Race State	Finished



Eagle Farm QLD Professional

Race 4: CivilPipes QTIS Three-Years-Old Handicap - 1500m

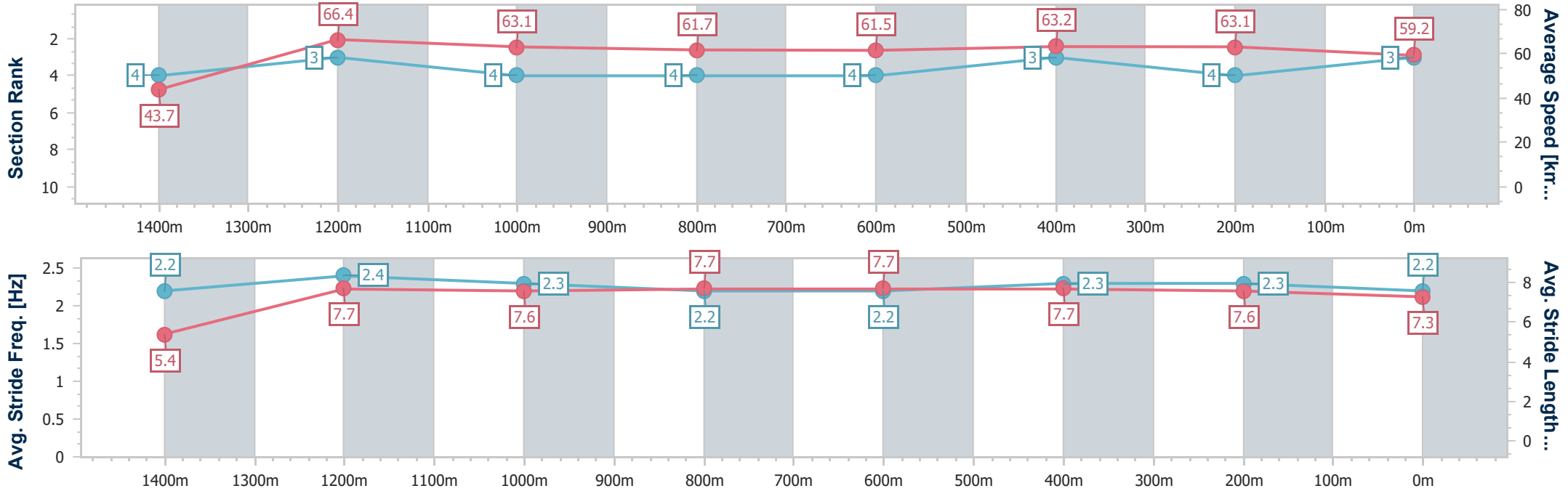
02 November 2024 - 14:32

Track Rating: Good 4, Weather: Fine, Rail Position: +1m Entire



BRISBANE RACING CLUB

Section	Overall	1400m	1200m	1000m	800m	600m	400m	200m
Section Times	1:29.43 [3] (0:08.35)	1:21.08 [4] (0:10.86)	1:10.22 [3] (0:11.37)	0:58.85 [4] (0:11.85)	0:47.00 [4] (0:11.78)	0:35.22 [4] (0:11.56)	0:23.66 [3] (0:11.38)	0:12.28 [4] (0:12.28)
Average Speed [km/h]	43.7	66.4	63.1	61.7	61.5	63.2	63.1	59.2
Top Speed [km/h]	66.1	67.4	66.0	62.1	62.8	64.3	64.5	61.1
Avg. Dist. to Rail [m]	11.1	3.4	2.9	2.2	2.1	2.4	4.1	5.3
Avg. Stride Freq. [Hz]	2.2	2.4	2.3	2.2	2.2	2.3	2.3	2.2
Avg. Stride Length [m]	5.4	7.7	7.6	7.7	7.7	7.7	7.6	7.3



- [ ] Ranking at each section and finish
- .-.- No data available at this section
- NA No data available



Horse/Jockey Name	Prominent Lad
Final Rank	4
Fastest Section Time (Section)	0:08.63 (Overall)
Top Speed [km/h] (Section)	66.5 (1400m)
Race State	Finished



### Eagle Farm QLD Professional

Race 4: CivilPipes QTIS Three-Years-Old Handicap - 1500m

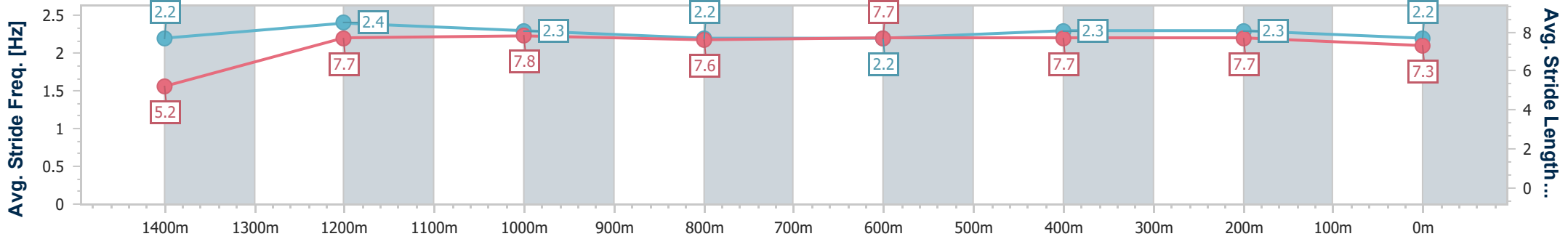
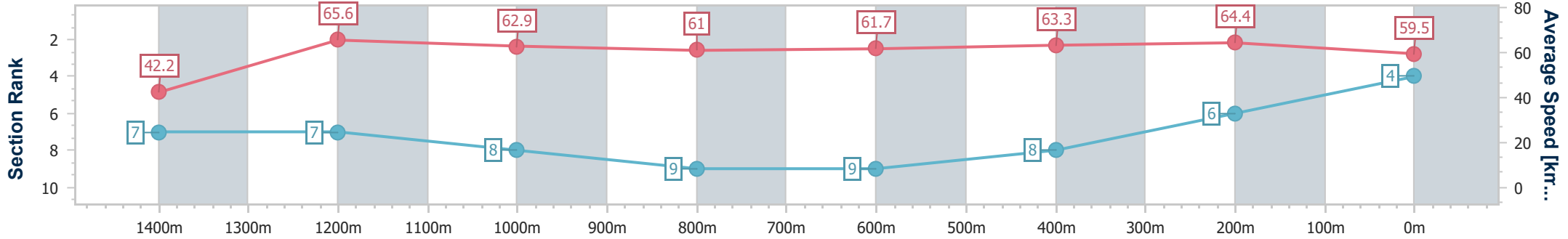
02 November 2024 - 14:32

Track Rating: Good 4, Weather: Fine, Rail Position: +1m Entire



BRISBANE RACING CLUB

Section	Overall	1400m	1200m	1000m	800m	600m	400m	200m
Section Times	1:29.68 [4] (0:08.63)	1:21.05 [7] (0:11.03)	1:10.02 [7] (0:11.45)	0:58.57 [8] (0:12.03)	0:46.54 [9] (0:11.78)	0:34.76 [9] (0:11.43)	0:23.33 [8] (0:11.20)	0:12.13 [6] (0:12.13)
Average Speed [km/h]	42.2	65.6	62.9	61.0	61.7	63.3	64.4	59.5
Top Speed [km/h]	62.3	66.5	65.8	62.5	63.3	64.5	65.7	63.3
Avg. Dist. to Rail [m]	14.7	3.5	3.6	3.2	1.7	1.1	3.9	7.0
Avg. Stride Freq. [Hz]	2.2	2.4	2.3	2.2	2.2	2.3	2.3	2.2
Avg. Stride Length [m]	5.2	7.7	7.8	7.6	7.7	7.7	7.7	7.3



- [ ] Ranking at each section and finish
- .-.- No data available at this section
- NA No data available



Horse/Jockey Name	Laridae
Final Rank	5
Fastest Section Time (Section)	0:08.84 (Overall)
Top Speed [km/h] (Section)	65.9 (1200m)
Race State	Finished



### Eagle Farm QLD Professional

Race 4: CivilPipes QTIS Three-Years-Old Handicap - 1500m

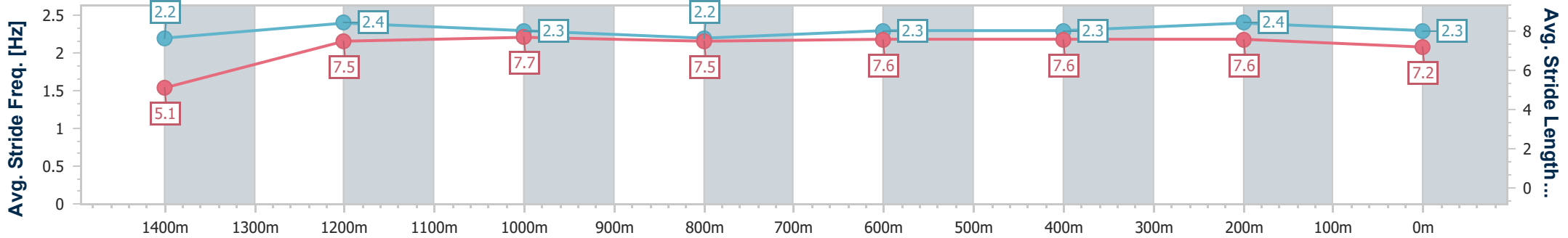
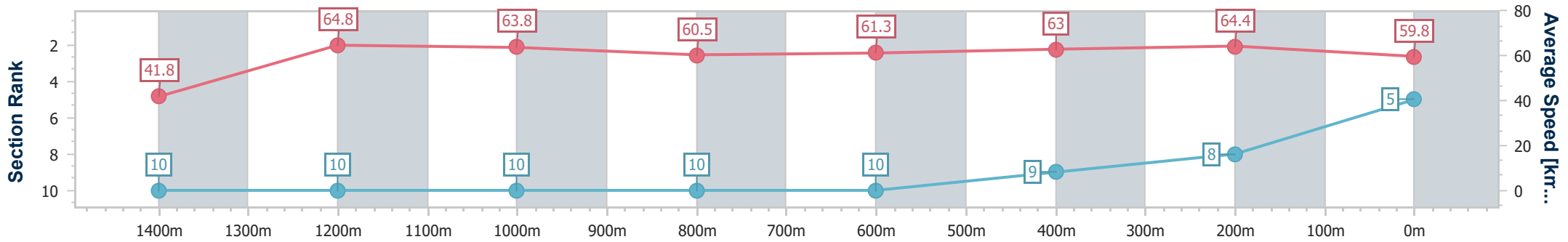
02 November 2024 - 14:32

Track Rating: Good 4, Weather: Fine, Rail Position: +1m Entire



BRISBANE RACING CLUB

Section	Overall	1400m	1200m	1000m	800m	600m	400m	200m
Section Times	1:29.84 [5] (0:08.84)	1:21.00 [10] (0:11.11)	1:09.89 [10] (0:11.32)	0:58.57 [10] (0:12.02)	0:46.55 [10] (0:11.82)	0:34.73 [10] (0:11.42)	0:23.31 [9] (0:11.21)	0:12.10 [8] (0:12.10)
Average Speed [km/h]	41.8	64.8	63.8	60.5	61.3	63.0	64.4	59.8
Top Speed [km/h]	61.2	65.9	65.9	62.3	63.7	64.5	65.1	62.5
Avg. Dist. to Rail [m]	17.6	4.5	2.5	1.6	1.3	0.6	4.1	7.3
Avg. Stride Freq. [Hz]	2.2	2.4	2.3	2.2	2.3	2.3	2.4	2.3
Avg. Stride Length [m]	5.1	7.5	7.7	7.5	7.6	7.6	7.6	7.2



- [ ] Ranking at each section and finish
- .-.- No data available at this section
- NA No data available



Horse/Jockey Name	Propose
Final Rank	6
Fastest Section Time (Section)	0:08.73 (Overall)
Top Speed [km/h] (Section)	66.3 (1400m)
Race State	Finished



### Eagle Farm QLD Professional

Race 4: CivilPipes QTIS Three-Years-Old Handicap - 1500m

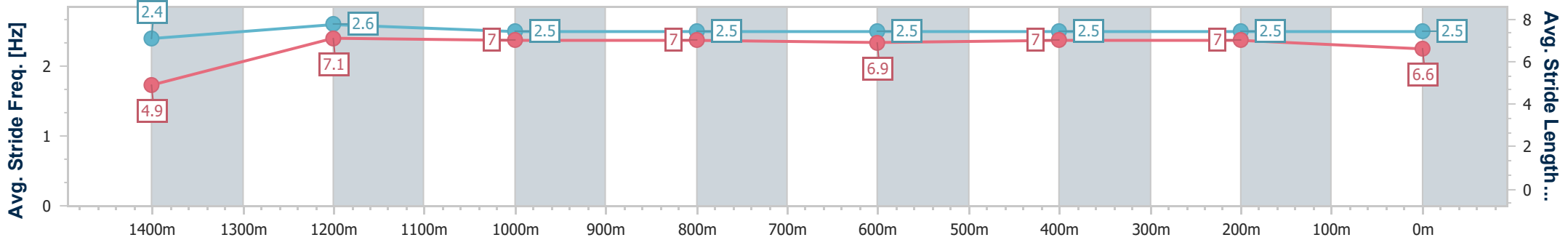
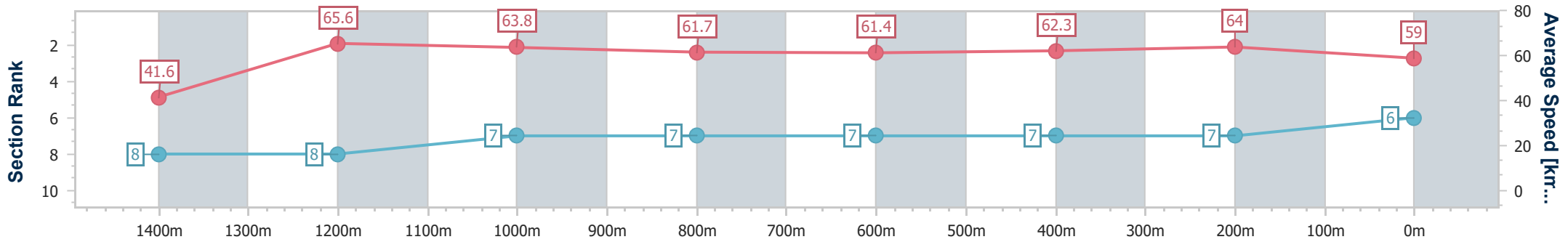
02 November 2024 - 14:32

Track Rating: Good 4, Weather: Fine, Rail Position: +1m Entire



BRISBANE RACING CLUB

Section	Overall	1400m	1200m	1000m	800m	600m	400m	200m
Section Times	1:29.88 [6] (0:08.73)	1:21.15 [8] (0:11.02)	1:10.13 [8] (0:11.27)	0:58.86 [7] (0:11.79)	0:47.07 [7] (0:11.87)	0:35.20 [7] (0:11.65)	0:23.55 [7] (0:11.30)	0:12.25 [7] (0:12.25)
Average Speed [km/h]	41.6	65.6	63.8	61.7	61.4	62.3	64.0	59.0
Top Speed [km/h]	63.2	66.3	65.5	62.4	62.4	63.8	64.6	63.3
Avg. Dist. to Rail [m]	12.2	1.5	1.1	2.0	2.3	2.5	5.5	7.6
Avg. Stride Freq. [Hz]	2.4	2.6	2.5	2.5	2.5	2.5	2.5	2.5
Avg. Stride Length [m]	4.9	7.1	7.0	7.0	6.9	7.0	7.0	6.6



- [ ] Ranking at each section and finish
- .-.- No data available at this section
- NA No data available





Horse/Jockey Name	I'm Heroic
Final Rank	7
Fastest Section Time (Section)	0:08.26 (Overall)
Top Speed [km/h] (Section)	69.3 (1400m)
Race State	Finished



Eagle Farm QLD Professional

Race 4: CivilPipes QTIS Three-Years-Old Handicap - 1500m

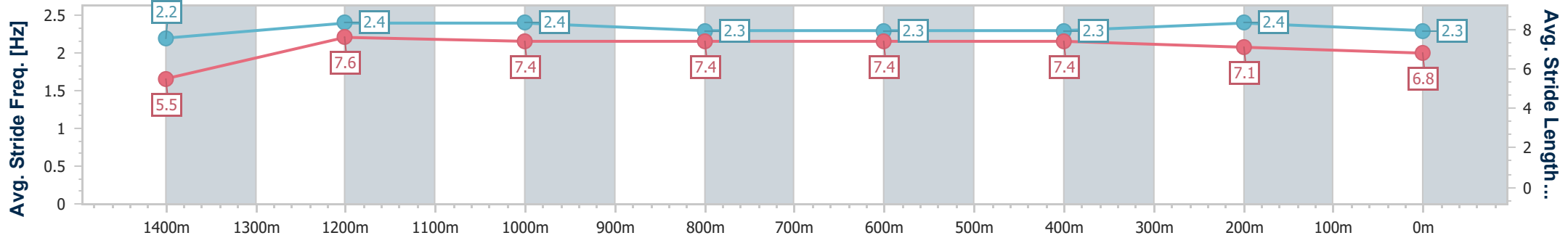
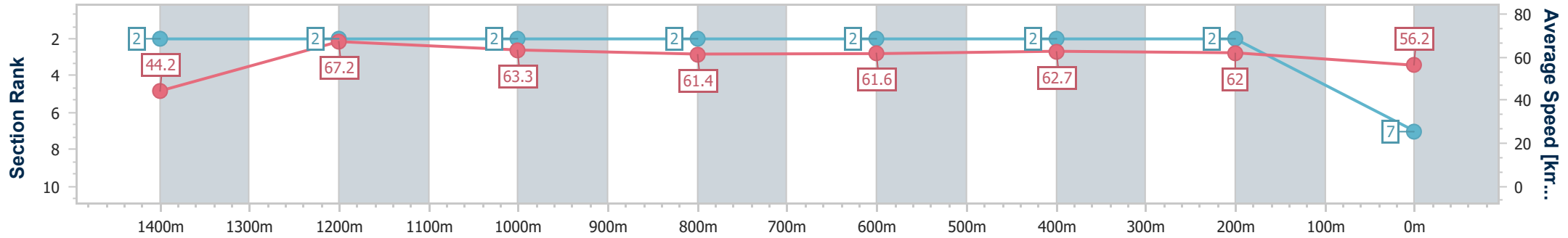
02 November 2024 - 14:32

Track Rating: Good 4, Weather: Fine, Rail Position: +1m Entire



BRISBANE RACING CLUB

Section	Overall	1400m	1200m	1000m	800m	600m	400m	200m
Section Times	1:30.01 [7] (0:08.26)	1:21.75 [2] (0:10.75)	1:11.00 [2] (0:11.36)	0:59.64 [2] (0:11.87)	0:47.77 [2] (0:11.73)	0:36.04 [2] (0:11.53)	0:24.51 [2] (0:11.57)	0:12.94 [2] (0:12.94)
Average Speed [km/h]	44.2	67.2	63.3	61.4	61.6	62.7	62.0	56.2
Top Speed [km/h]	65.6	69.3	66.3	62.4	63.3	64.2	64.8	59.6
Avg. Dist. to Rail [m]	12.5	4.4	2.7	1.9	1.5	0.5	1.9	2.6
Avg. Stride Freq. [Hz]	2.2	2.4	2.4	2.3	2.3	2.3	2.4	2.3
Avg. Stride Length [m]	5.5	7.6	7.4	7.4	7.4	7.4	7.1	6.8



- [ ] Ranking at each section and finish
- .-.- No data available at this section
- NA No data available



Horse/Jockey Name	Resolute Lady
Final Rank	8
Fastest Section Time (Section)	0:08.35 (Overall)
Top Speed [km/h] (Section)	67.2 (1200m)
Race State	Finished



### Eagle Farm QLD Professional

Race 4: CivilPipes QTIS Three-Years-Old Handicap - 1500m

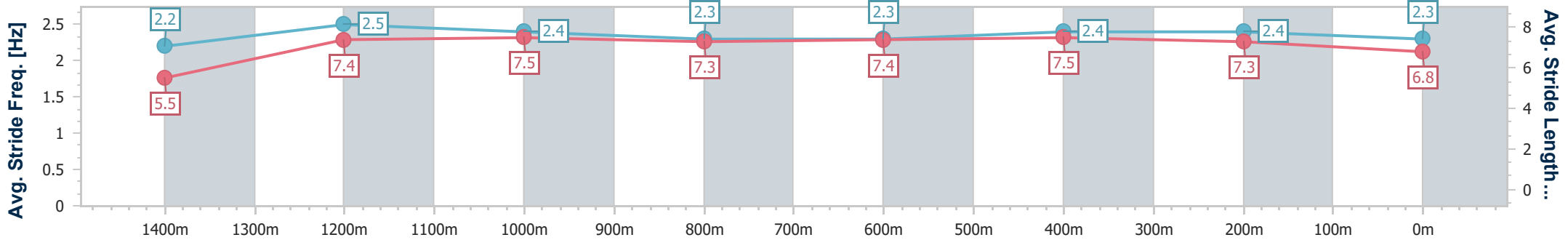
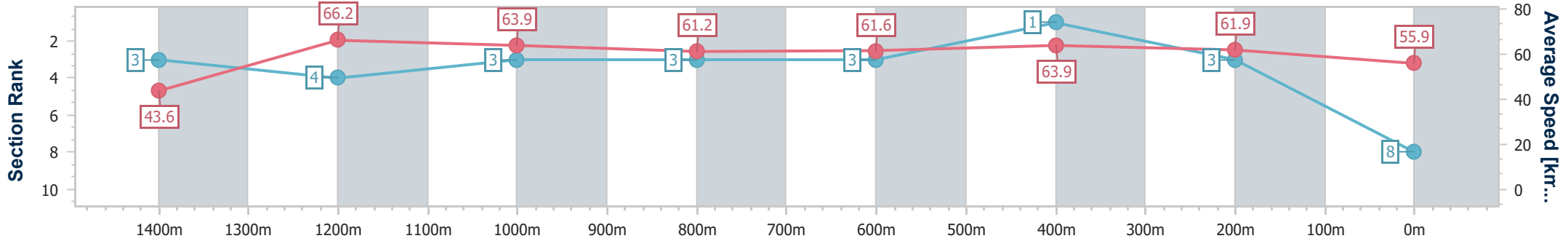
02 November 2024 - 14:32

Track Rating: Good 4, Weather: Fine, Rail Position: +1m Entire



BRISBANE RACING CLUB

Section	Overall	1400m	1200m	1000m	800m	600m	400m	200m
Section Times	1:30.07 [8] (0:08.35)	1:21.72 [3] (0:10.89)	1:10.83 [4] (0:11.25)	0:59.58 [3] (0:11.88)	0:47.70 [3] (0:11.78)	0:35.92 [3] (0:11.34)	0:24.58 [1] (0:11.61)	0:12.97 [3] (0:12.97)
Average Speed [km/h]	43.6	66.2	63.9	61.2	61.6	63.9	61.9	55.9
Top Speed [km/h]	63.2	66.8	67.2	62.0	62.4	64.8	64.3	59.1
Avg. Dist. to Rail [m]	8.3	1.5	2.0	1.8	1.7	1.4	3.3	4.4
Avg. Stride Freq. [Hz]	2.2	2.5	2.4	2.3	2.3	2.4	2.4	2.3
Avg. Stride Length [m]	5.5	7.4	7.5	7.3	7.4	7.5	7.3	6.8



- [ ] Ranking at each section and finish
- .-.- No data available at this section
- NA No data available



Horse/Jockey Name	Harley Charlie
Final Rank	9
Fastest Section Time (Section)	0:08.78 (Overall)
Top Speed [km/h] (Section)	67.1 (1400m)
Race State	Finished



Eagle Farm QLD Professional

Race 4: CivilPipes QTIS Three-Years-Old Handicap - 1500m

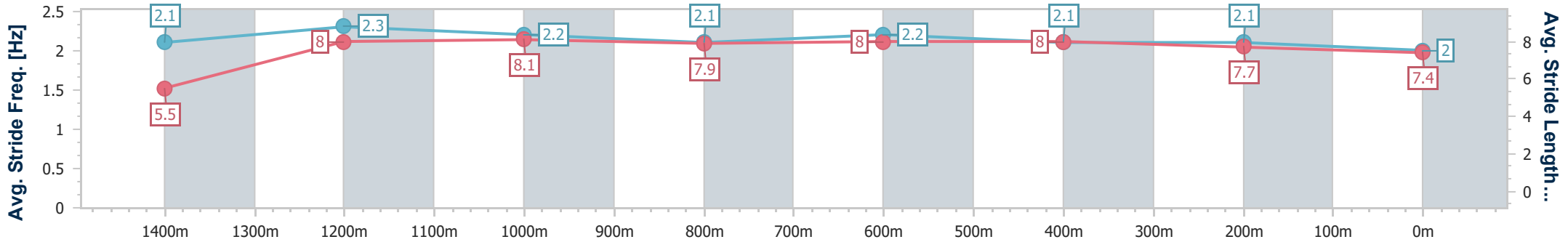
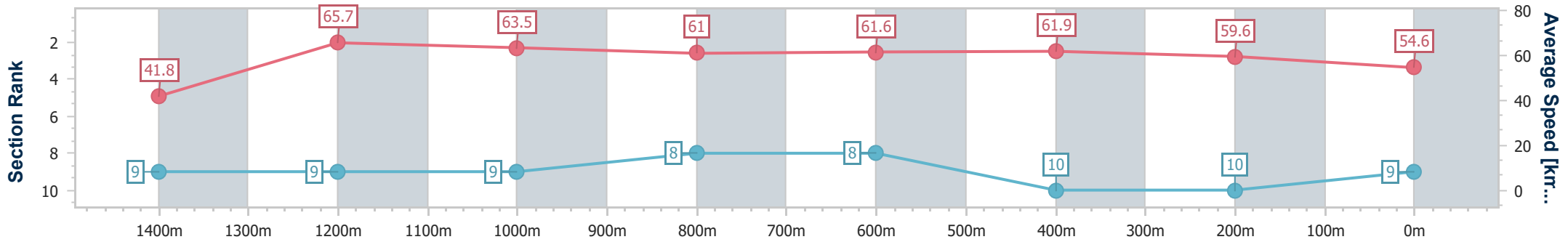
02 November 2024 - 14:32

Track Rating: Good 4, Weather: Fine, Rail Position: +1m Entire



BRISBANE RACING CLUB

Section	Overall	1400m	1200m	1000m	800m	600m	400m	200m
Section Times	1:31.99 [9] (0:08.78)	1:23.21 [9] (0:11.00)	1:12.21 [9] (0:11.35)	1:00.86 [9] (0:11.92)	0:48.94 [8] (0:11.79)	0:37.15 [8] (0:11.79)	0:25.36 [10] (0:12.10)	0:13.26 [10] (0:13.26)
Average Speed [km/h]	41.8	65.7	63.5	61.0	61.6	61.9	59.6	54.6
Top Speed [km/h]	63.0	67.1	66.7	63.6	63.7	63.7	62.5	57.9
Avg. Dist. to Rail [m]	16.7	5.0	3.6	2.3	1.8	2.6	4.7	2.3
Avg. Stride Freq. [Hz]	2.1	2.3	2.2	2.1	2.2	2.1	2.1	2.0
Avg. Stride Length [m]	5.5	8.0	8.1	7.9	8.0	8.0	7.7	7.4



- [ ] Ranking at each section and finish
- .-.- No data available at this section
- NA No data available



Horse/Jockey Name	Rockrata
Final Rank	10
Fastest Section Time (Section)	0:08.15 (Overall)
Top Speed [km/h] (Section)	68.2 (1400m)
Race State	Finished



Eagle Farm QLD Professional

Race 4: CivilPipes QTIS Three-Years-Old Handicap - 1500m

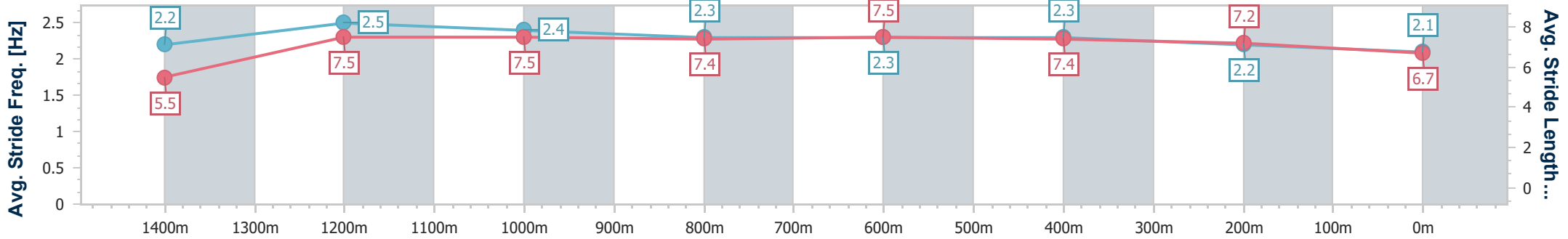
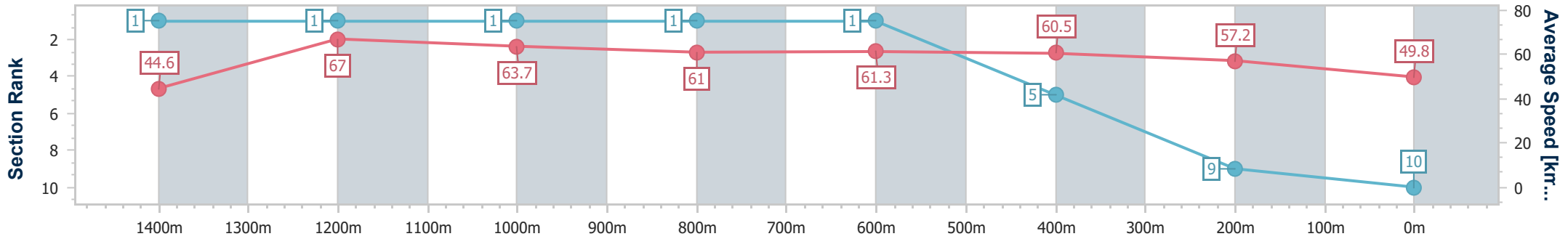
02 November 2024 - 14:32

Track Rating: Good 4, Weather: Fine, Rail Position: +1m Entire



BRISBANE RACING CLUB

Section	Overall	1400m	1200m	1000m	800m	600m	400m	200m
Section Times	1:33.02 [10] (0:08.15)	1:24.87 [1] (0:10.75)	1:14.12 [1] (0:11.27)	1:02.85 [1] (0:11.93)	0:50.92 [1] (0:11.84)	0:39.08 [1] (0:11.91)	0:27.17 [5] (0:12.60)	0:14.57 [9] (0:14.57)
Average Speed [km/h]	44.6	67.0	63.7	61.0	61.3	60.5	57.2	49.8
Top Speed [km/h]	64.7	68.2	65.9	61.5	61.9	61.3	60.2	54.7
Avg. Dist. to Rail [m]	9.2	1.0	1.3	2.0	1.7	0.5	0.6	1.1
Avg. Stride Freq. [Hz]	2.2	2.5	2.4	2.3	2.3	2.3	2.2	2.1
Avg. Stride Length [m]	5.5	7.5	7.5	7.4	7.5	7.4	7.2	6.7



- [ ] Ranking at each section and finish
- .-.- No data available at this section
- NA No data available