



Eagle Farm QLD Professional
Race 3: XXXX BM68 Handicap - 1600m
02 November 2024 - 13:52



BRISBANE
RACING CLUB

Track Rating: Good 4, Weather: Fine, Rail Position: +1m Entire

Section													Overall	1400m	1200m	1000m	800m	600m	400m	Last 600m
Field Times													1:35.59 (0:13.49)	1:22.10 (0:11.69)	1:10.41 (0:11.77)	0:58.64 (0:11.92)	0:46.72 (0:11.99)	0:34.73 (0:11.33)	0:23.40 (0:11.38)	0:34.73
Rank	TAB	Horse/Jockey	Barrier	Top Speed [km/h]	Fastest Section								Distance Travelled [m]							
1	7	AERIAL DANCER Ron Stewart	4	66.7 400m	0:11.07 400m	1:35.59 [1] (0:13.69)	1:21.90 [2] (0:11.57)	1:10.33 [3] (0:11.95)	0:58.38 [3] (0:12.00)	0:46.38 [3] (0:11.92)	0:34.46 [3] (0:11.38)	0:23.08 [3] (0:11.07)	0:34.46							
2	2	AMERICAN PHIREBALL Noel Callow	5	65.7 600m	0:11.20 400m	1:35.85 [2] (0:13.90)	1:21.95 [5] (0:11.58)	1:10.37 [5] (0:12.03)	0:58.34 [5] (0:12.03)	0:46.31 [6] (0:11.88)	0:34.43 [5] (0:11.29)	0:23.14 [5] (0:11.20)	0:34.43	+1						
3	11	JEALOUS Robbie Dolan	1	65.9 600m	0:11.08 400m	1:35.85 [3] (0:14.25)	1:21.60 [7] (0:11.69)	1:09.91 [8] (0:12.07)	0:57.84 [8] (0:11.92)	0:45.92 [8] (0:11.87)	0:34.05 [8] (0:11.40)	0:22.65 [8] (0:11.08)	0:34.05	-1						
4	3	POSEIDON RULER Martin Harley	7	66.0 Overall	0:11.29 400m	1:35.94 [4] (0:13.85)	1:22.09 [4] (0:11.38)	1:10.71 [2] (0:11.72)	0:58.99 [1] (0:12.01)	0:46.98 [2] (0:11.98)	0:35.00 [2] (0:11.35)	0:23.65 [2] (0:11.29)	0:35.00	-1						
5	10	KARIACTION Mark Du Plessis	3	65.9 400m	0:11.27 400m	1:36.01 [5] (0:13.73)	1:22.28 [3] (0:11.72)	1:10.56 [4] (0:11.88)	0:58.68 [4] (0:11.91)	0:46.77 [4] (0:12.05)	0:34.72 [4] (0:11.41)	0:23.31 [4] (0:11.27)	0:34.72	-1						
6	8	CARTWHEELS Andrew Mallyon	9	66.6 400m	0:10.93 400m	1:36.02 [6] (0:14.52)	1:21.50 [9] (0:11.46)	1:10.04 [9] (0:12.06)	0:57.98 [9] (0:12.06)	0:45.92 [9] (0:11.81)	0:34.11 [9] (0:11.36)	0:22.75 [9] (0:10.93)	0:34.11	-1						
7	6	ICHIBAN Ryan Maloney	8	65.8 1400m	0:11.12 400m	1:36.08 [7] (0:14.40)	1:21.68 [8] (0:11.45)	1:10.23 [7] (0:12.04)	0:58.19 [7] (0:12.01)	0:46.18 [7] (0:11.89)	0:34.29 [7] (0:11.33)	0:22.96 [7] (0:11.12)	0:34.29	-1						
8	1	MY PINS Emily Lang	6	66.4 Overall	0:11.33 600m	1:36.35 [8] (0:13.49)	1:22.86 [1] (0:11.69)	1:11.17 [1] (0:11.82)	0:59.35 [2] (0:11.87)	0:47.48 [1] (0:11.99)	0:35.49 [1] (0:11.33)	0:24.16 [1] (0:11.38)	0:35.49	-3						
9	9	UMETINI Cody Collis	2	65.0 600m	0:11.29 400m	1:36.63 [9] (0:13.98)	1:22.65 [6] (0:11.70)	1:10.95 [6] (0:11.92)	0:59.03 [6] (0:11.92)	0:47.11 [5] (0:11.92)	0:35.19 [6] (0:11.35)	0:23.84 [6] (0:11.29)	0:35.19	-6						

Scratched: Ultimate Outcome (#4), Aichi Icon (#5)

[] Ranking at each section and finish
 -:-:- No data available at this section
 NA No data available

SCN Saddle cloth number
 DNF Did not finish
 DNT Did not track



Eagle Farm QLD Professional
Race 3: XXXX BM68 Handicap - 1600m
02 November 2024 - 13:52



Track Rating: Good 4, Weather: Fine, Rail Position: +1m Entire

Section							200m			Last 600m	
Field Times							0:12.02			0:34.73	
Rank	TAB	Horse/Jockey	Barrier	Top Speed [km/h]	Fastest Section	Margin				Distance Travelled [m]	
1	7	AERIAL DANCER Ron Stewart	4	66.7 400m	0:11.07 400m	0:12.01 [3] (0:12.01)	1:35.59			0:34.46	
2	2	AMERICAN PHIREBALL Noel Callow	5	65.7 600m	0:11.20 400m	0:11.94 [4] (0:11.94)	1.48L			0:34.43	+1
3	11	JEALOUS Robbie Dolan	1	65.9 600m	0:11.08 400m	0:11.57 [9] (0:11.57)	1.51L			0:34.05	-1
4	3	POSEIDON RULER Martin Harley	7	66.0 Overall	0:11.29 400m	0:12.36 [2] (0:12.36)	2.05L			0:35.00	-1
5	10	KARIACTION Mark Du Plessis	3	65.9 400m	0:11.27 400m	0:12.04 [5] (0:12.04)	2.43L			0:34.72	-1
6	8	CARTWHEELS Andrew Mallyon	9	66.6 400m	0:10.93 400m	0:11.82 [7] (0:11.82)	2.48L			0:34.11	-1
7	6	ICHIBAN Ryan Maloney	8	65.8 1400m	0:11.12 400m	0:11.84 [8] (0:11.84)	2.89L			0:34.29	-1
8	1	MY PINS Emily Lang	6	66.4 Overall	0:11.33 600m	0:12.78 [1] (0:12.78)	4.43L			0:35.49	-3
9	9	UMETINI Cody Collis	2	65.0 600m	0:11.29 400m	0:12.55 [6] (0:12.55)	6.12L			0:35.19	-6

Scratched: Ultimate Outcome (#4), Aichi Icon (#5)



Horse/Jockey Name	Aerial Dancer
Final Rank	1
Fastest Section Time (Section)	0:11.07 (400m)
Top Speed [km/h] (Section)	66.7 (400m)
Race State	Finished



Eagle Farm QLD Professional

Race 3: XXXX BM68 Handicap - 1600m

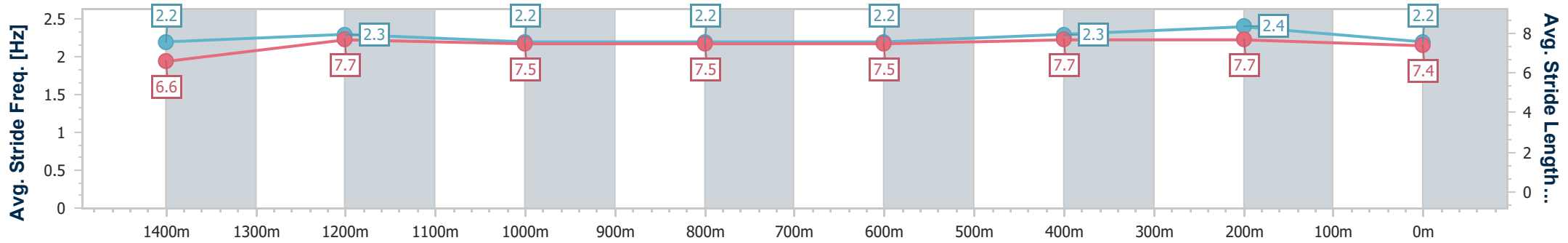
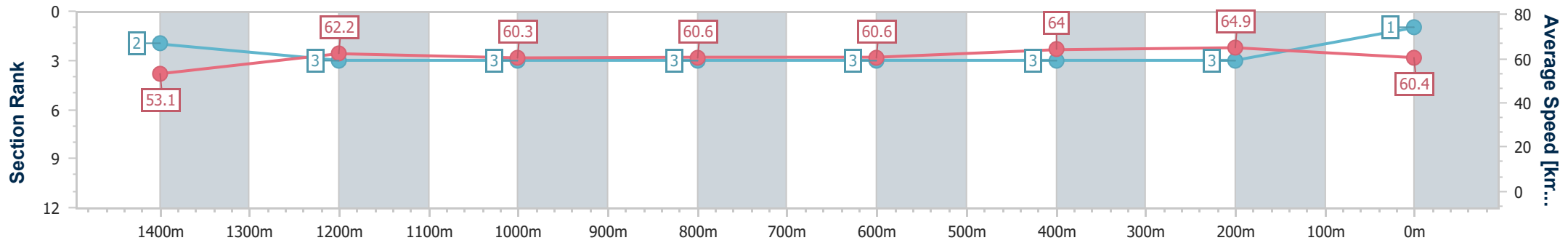
02 November 2024 - 13:52

Track Rating: Good 4, Weather: Fine, Rail Position: +1m Entire



BRISBANE RACING CLUB

Section	Overall	1400m	1200m	1000m	800m	600m	400m	200m
Section Times	1:35.59 [1] (0:13.69)	1:21.90 [2] (0:11.57)	1:10.33 [3] (0:11.95)	0:58.38 [3] (0:12.00)	0:46.38 [3] (0:11.92)	0:34.46 [3] (0:11.38)	0:23.08 [3] (0:11.07)	0:12.01 [3] (0:12.01)
Average Speed [km/h]	53.1	62.2	60.3	60.6	60.6	64.0	64.9	60.4
Top Speed [km/h]	65.2	65.7	61.4	61.8	61.4	65.8	66.7	63.7
Avg. Dist. to Rail [m]	12.6	2.5	3.0	1.9	1.1	2.0	4.8	6.0
Avg. Stride Freq. [Hz]	2.2	2.3	2.2	2.2	2.2	2.3	2.4	2.2
Avg. Stride Length [m]	6.6	7.7	7.5	7.5	7.5	7.7	7.7	7.4



- [] Ranking at each section and finish
- .-.- No data available at this section
- NA No data available



Horse/Jockey Name	American Phireball
Final Rank	2
Fastest Section Time (Section)	0:11.20 (400m)
Top Speed [km/h] (Section)	65.7 (600m)
Race State	Finished



Eagle Farm QLD Professional

Race 3: XXXX BM68 Handicap - 1600m

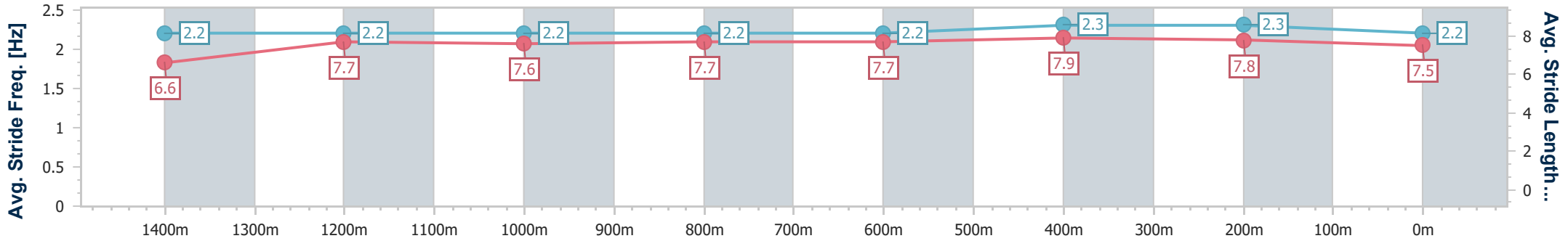
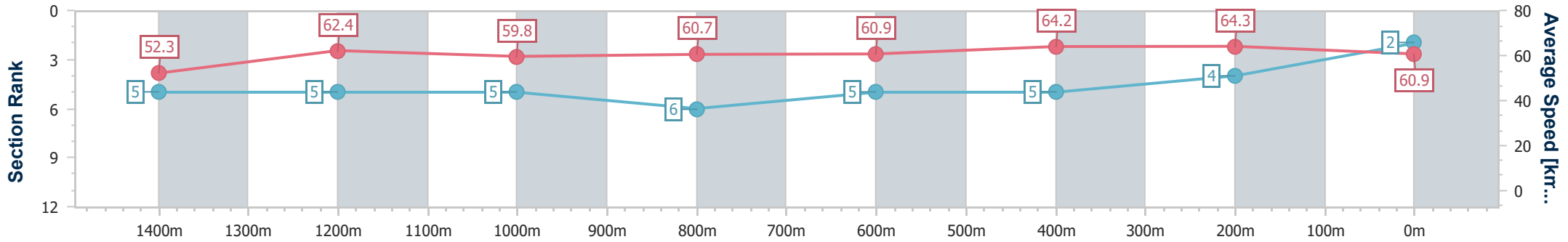
02 November 2024 - 13:52

Track Rating: Good 4, Weather: Fine, Rail Position: +1m Entire



BRISBANE RACING CLUB

Section	Overall	1400m	1200m	1000m	800m	600m	400m	200m
Section Times	1:35.85 [2] (0:13.90)	1:21.95 [5] (0:11.58)	1:10.37 [5] (0:12.03)	0:58.34 [5] (0:12.03)	0:46.31 [6] (0:11.88)	0:34.43 [5] (0:11.29)	0:23.14 [5] (0:11.20)	0:11.94 [4] (0:11.94)
Average Speed [km/h]	52.3	62.4	59.8	60.7	60.9	64.2	64.3	60.9
Top Speed [km/h]	65.5	65.1	60.6	61.9	61.8	65.7	65.4	62.8
Avg. Dist. to Rail [m]	12.8	2.4	2.6	2.2	1.6	1.4	1.6	2.4
Avg. Stride Freq. [Hz]	2.2	2.2	2.2	2.2	2.2	2.3	2.3	2.2
Avg. Stride Length [m]	6.6	7.7	7.6	7.7	7.7	7.9	7.8	7.5



- [] Ranking at each section and finish
- .-.- No data available at this section
- NA No data available



Horse/Jockey Name	Jealous
Final Rank	3
Fastest Section Time (Section)	0:11.08 (400m)
Top Speed [km/h] (Section)	65.9 (600m)
Race State	Finished



Eagle Farm QLD Professional

Race 3: XXXX BM68 Handicap - 1600m

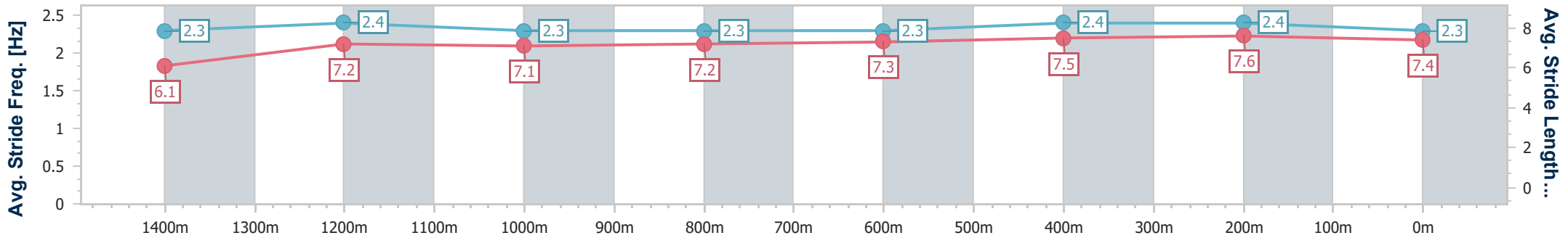
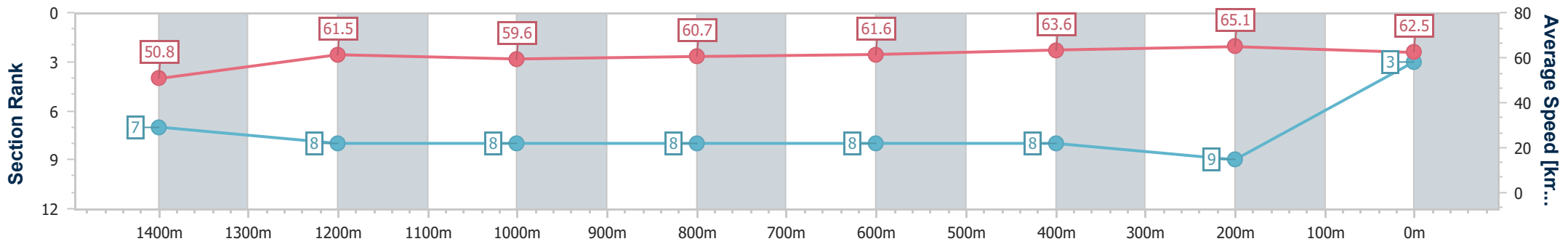
02 November 2024 - 13:52

Track Rating: Good 4, Weather: Fine, Rail Position: +1m Entire



BRISBANE RACING CLUB

Section	Overall	1400m	1200m	1000m	800m	600m	400m	200m
Section Times	1:35.85 [3] (0:14.25)	1:21.60 [7] (0:11.69)	1:09.91 [8] (0:12.07)	0:57.84 [8] (0:11.92)	0:45.92 [8] (0:11.87)	0:34.05 [8] (0:11.40)	0:22.65 [8] (0:11.08)	0:11.57 [9] (0:11.57)
Average Speed [km/h]	50.8	61.5	59.6	60.7	61.6	63.6	65.1	62.5
Top Speed [km/h]	64.3	64.1	60.7	62.7	62.5	65.9	65.9	63.7
Avg. Dist. to Rail [m]	9.3	0.2	0.7	1.2	2.6	2.3	3.2	5.5
Avg. Stride Freq. [Hz]	2.3	2.4	2.3	2.3	2.3	2.4	2.4	2.3
Avg. Stride Length [m]	6.1	7.2	7.1	7.2	7.3	7.5	7.6	7.4



- [] Ranking at each section and finish
- .-.- No data available at this section
- NA No data available



Horse/Jockey Name	Poseidon Ruler
Final Rank	4
Fastest Section Time (Section)	0:11.29 (400m)
Top Speed [km/h] (Section)	66.0 (Overall)
Race State	Finished



Eagle Farm QLD Professional

Race 3: XXXX BM68 Handicap - 1600m

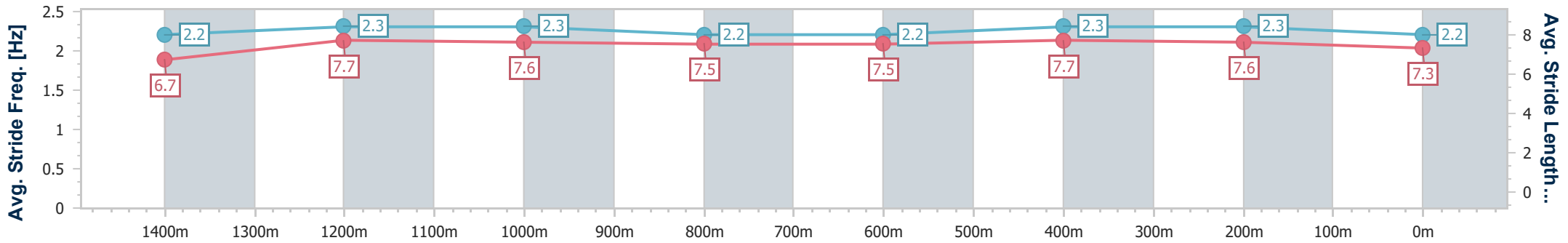
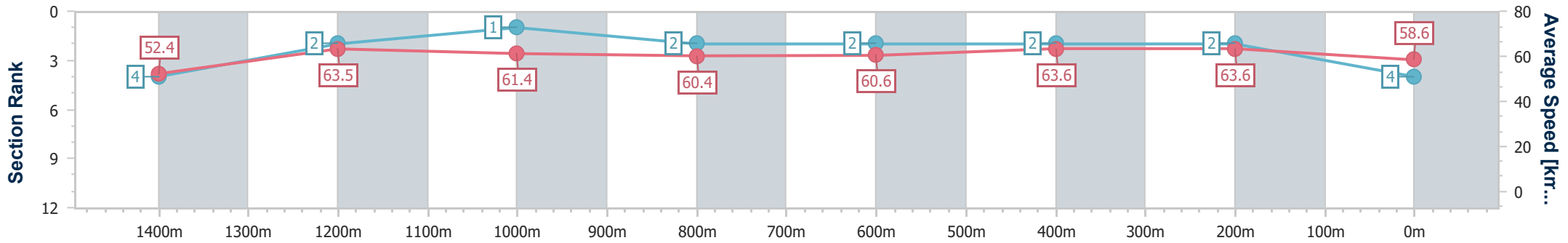
02 November 2024 - 13:52

Track Rating: Good 4, Weather: Fine, Rail Position: +1m Entire



BRISBANE RACING CLUB

Section	Overall	1400m	1200m	1000m	800m	600m	400m	200m
Section Times	1:35.94 [4] (0:13.85)	1:22.09 [4] (0:11.38)	1:10.71 [2] (0:11.72)	0:58.99 [1] (0:12.01)	0:46.98 [2] (0:11.98)	0:35.00 [2] (0:11.35)	0:23.65 [2] (0:11.29)	0:12.36 [2] (0:12.36)
Average Speed [km/h]	52.4	63.5	61.4	60.4	60.6	63.6	63.6	58.6
Top Speed [km/h]	66.0	65.9	63.5	61.3	62.1	64.7	65.4	61.9
Avg. Dist. to Rail [m]	14.3	2.9	2.6	1.8	1.5	0.6	1.2	2.0
Avg. Stride Freq. [Hz]	2.2	2.3	2.3	2.2	2.2	2.3	2.3	2.2
Avg. Stride Length [m]	6.7	7.7	7.6	7.5	7.5	7.7	7.6	7.3



- [] Ranking at each section and finish
- .-.- No data available at this section
- NA No data available



Horse/Jockey Name	Kariation
Final Rank	5
Fastest Section Time (Section)	0:11.27 (400m)
Top Speed [km/h] (Section)	65.9 (400m)
Race State	Finished



Eagle Farm QLD Professional

Race 3: XXXX BM68 Handicap - 1600m

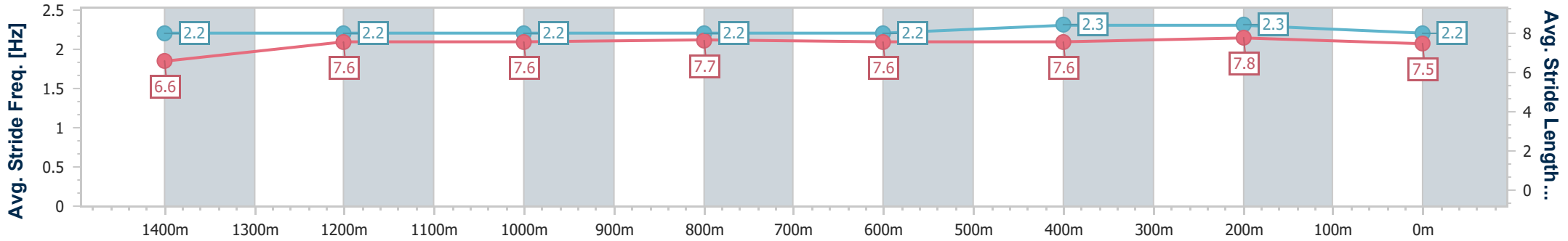
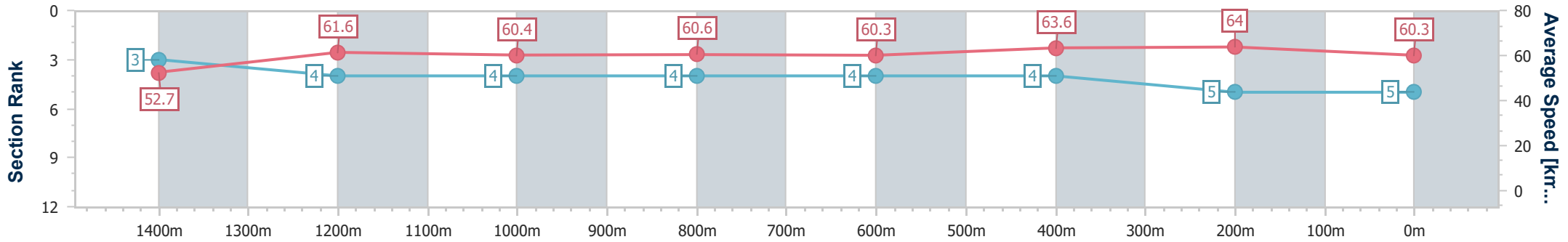
02 November 2024 - 13:52

Track Rating: Good 4, Weather: Fine, Rail Position: +1m Entire



BRISBANE RACING CLUB

Section	Overall	1400m	1200m	1000m	800m	600m	400m	200m
Section Times	1:36.01 [5] (0:13.73)	1:22.28 [3] (0:11.72)	1:10.56 [4] (0:11.88)	0:58.68 [4] (0:11.91)	0:46.77 [4] (0:12.05)	0:34.72 [4] (0:11.41)	0:23.31 [4] (0:11.27)	0:12.04 [5] (0:12.04)
Average Speed [km/h]	52.7	61.6	60.4	60.6	60.3	63.6	64.0	60.3
Top Speed [km/h]	64.2	63.6	61.9	62.8	62.7	65.5	65.9	63.3
Avg. Dist. to Rail [m]	10.7	1.3	0.6	0.4	2.1	1.4	1.1	1.6
Avg. Stride Freq. [Hz]	2.2	2.2	2.2	2.2	2.2	2.3	2.3	2.2
Avg. Stride Length [m]	6.6	7.6	7.6	7.7	7.6	7.6	7.8	7.5



- [] Ranking at each section and finish
- .-.- No data available at this section
- NA No data available



Horse/Jockey Name	Cartwheels
Final Rank	6
Fastest Section Time (Section)	0:10.93 (400m)
Top Speed [km/h] (Section)	66.6 (400m)
Race State	Finished



Eagle Farm QLD Professional

Race 3: XXXX BM68 Handicap - 1600m

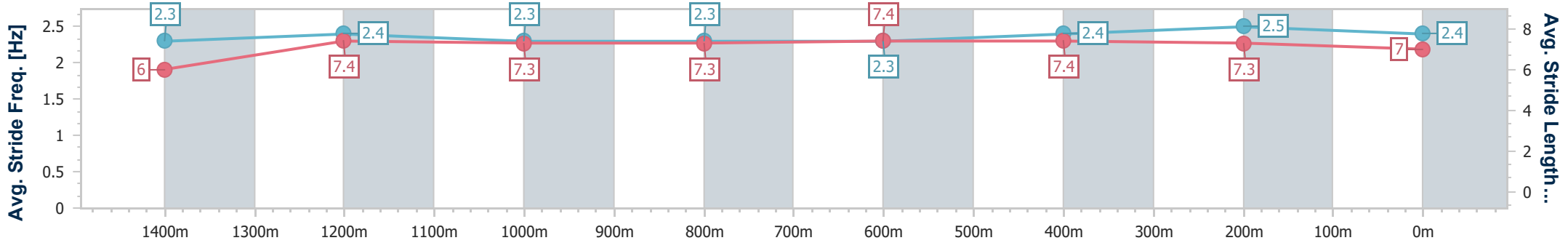
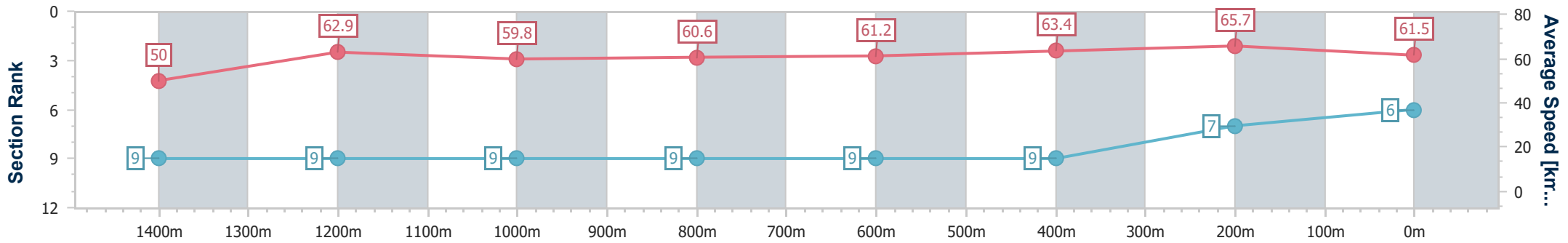
02 November 2024 - 13:52

Track Rating: Good 4, Weather: Fine, Rail Position: +1m Entire



BRISBANE RACING CLUB

Section	Overall	1400m	1200m	1000m	800m	600m	400m	200m
Section Times	1:36.02 [6] (0:14.52)	1:21.50 [9] (0:11.46)	1:10.04 [9] (0:12.06)	0:57.98 [9] (0:12.06)	0:45.92 [9] (0:11.81)	0:34.11 [9] (0:11.36)	0:22.75 [9] (0:10.93)	0:11.82 [7] (0:11.82)
Average Speed [km/h]	50.0	62.9	59.8	60.6	61.2	63.4	65.7	61.5
Top Speed [km/h]	65.6	65.9	60.6	62.3	62.5	65.8	66.6	64.4
Avg. Dist. to Rail [m]	14.3	1.7	2.7	2.2	1.1	0.5	2.2	6.0
Avg. Stride Freq. [Hz]	2.3	2.4	2.3	2.3	2.3	2.4	2.5	2.4
Avg. Stride Length [m]	6.0	7.4	7.3	7.3	7.4	7.4	7.3	7.0



- [] Ranking at each section and finish
- .-.- No data available at this section
- NA No data available



Horse/Jockey Name	Ichiban
Final Rank	7
Fastest Section Time (Section)	0:11.12 (400m)
Top Speed [km/h] (Section)	65.8 (1400m)
Race State	Finished



Eagle Farm QLD Professional

Race 3: XXXX BM68 Handicap - 1600m

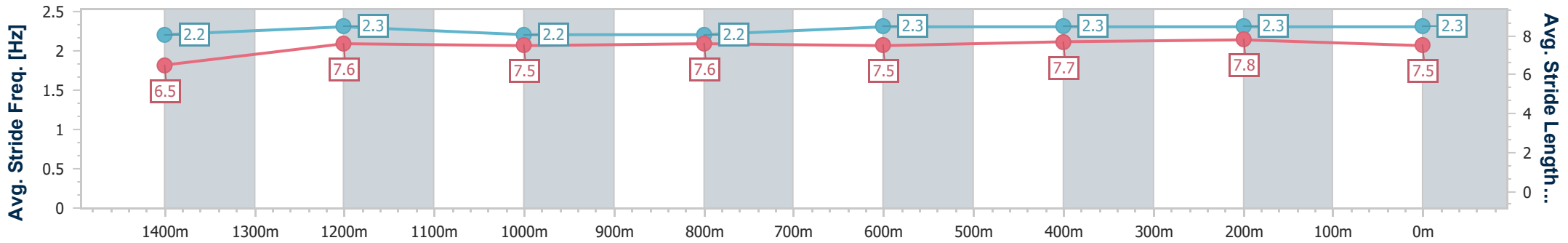
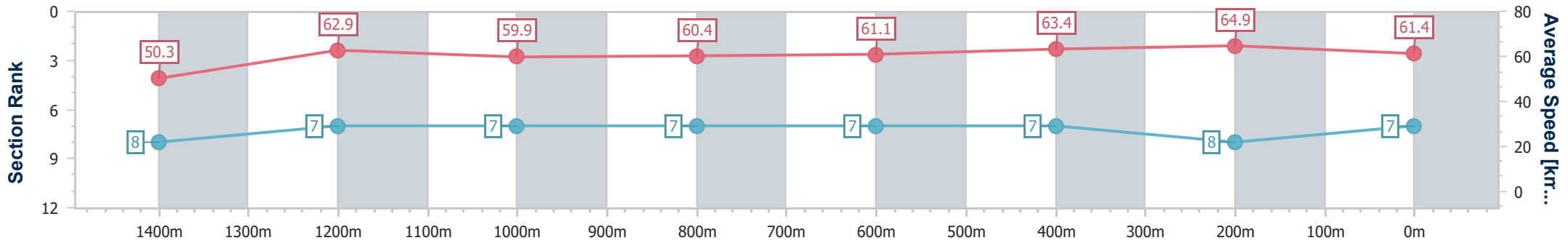
02 November 2024 - 13:52

Track Rating: Good 4, Weather: Fine, Rail Position: +1m Entire



BRISBANE RACING CLUB

Section	Overall	1400m	1200m	1000m	800m	600m	400m	200m
Section Times	1:36.08 [7] (0:14.40)	1:21.68 [8] (0:11.45)	1:10.23 [7] (0:12.04)	0:58.19 [7] (0:12.01)	0:46.18 [7] (0:11.89)	0:34.29 [7] (0:11.33)	0:22.96 [7] (0:11.12)	0:11.84 [8] (0:11.84)
Average Speed [km/h]	50.3	62.9	59.9	60.4	61.1	63.4	64.9	61.4
Top Speed [km/h]	65.7	65.8	60.6	61.7	62.0	65.2	65.1	63.0
Avg. Dist. to Rail [m]	12.8	1.7	2.1	2.0	1.7	0.3	2.3	7.2
Avg. Stride Freq. [Hz]	2.2	2.3	2.2	2.2	2.3	2.3	2.3	2.3
Avg. Stride Length [m]	6.5	7.6	7.5	7.6	7.5	7.7	7.8	7.5



- [] Ranking at each section and finish
- .-.- No data available at this section
- NA No data available



Horse/Jockey Name	My Pins
Final Rank	8
Fastest Section Time (Section)	0:11.33 (600m)
Top Speed [km/h] (Section)	66.4 (Overall)
Race State	Finished



Eagle Farm QLD Professional

Race 3: XXXX BM68 Handicap - 1600m

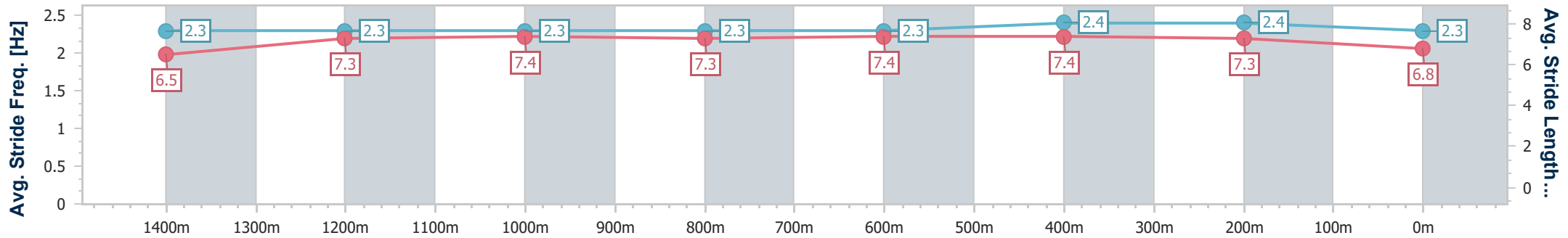
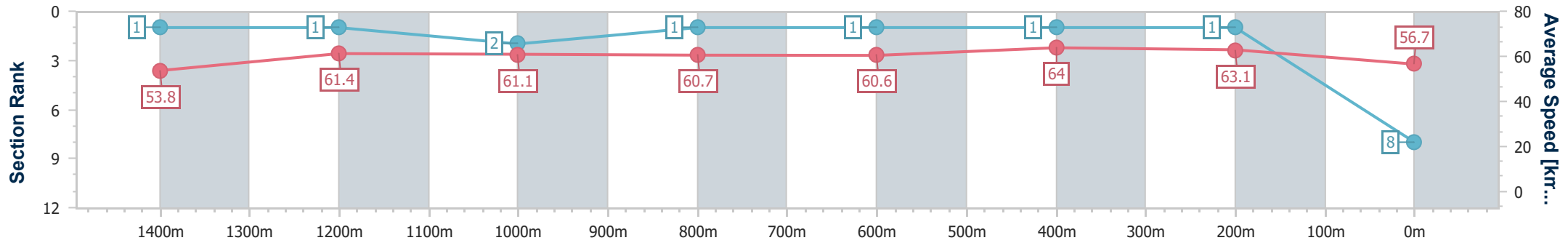
02 November 2024 - 13:52

Track Rating: Good 4, Weather: Fine, Rail Position: +1m Entire



BRISBANE RACING CLUB

Section	Overall	1400m	1200m	1000m	800m	600m	400m	200m
Section Times	1:36.35 [8] (0:13.49)	1:22.86 [1] (0:11.69)	1:11.17 [1] (0:11.82)	0:59.35 [2] (0:11.87)	0:47.48 [1] (0:11.99)	0:35.49 [1] (0:11.33)	0:24.16 [1] (0:11.38)	0:12.78 [1] (0:12.78)
Average Speed [km/h]	53.8	61.4	61.1	60.7	60.6	64.0	63.1	56.7
Top Speed [km/h]	66.4	64.9	62.4	61.7	62.0	65.3	65.4	60.2
Avg. Dist. to Rail [m]	13.7	0.8	0.9	0.4	2.1	0.8	0.3	0.4
Avg. Stride Freq. [Hz]	2.3	2.3	2.3	2.3	2.3	2.4	2.4	2.3
Avg. Stride Length [m]	6.5	7.3	7.4	7.3	7.4	7.4	7.3	6.8



- [] Ranking at each section and finish
- .-.- No data available at this section
- NA No data available



Horse/Jockey Name	Umetini
Final Rank	9
Fastest Section Time (Section)	0:11.29 (400m)
Top Speed [km/h] (Section)	65.0 (600m)
Race State	Finished



Eagle Farm QLD Professional

Race 3: XXXX BM68 Handicap - 1600m

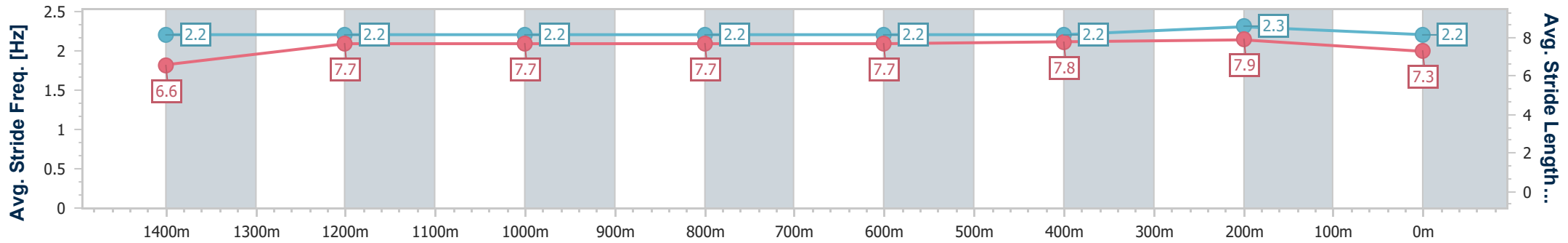
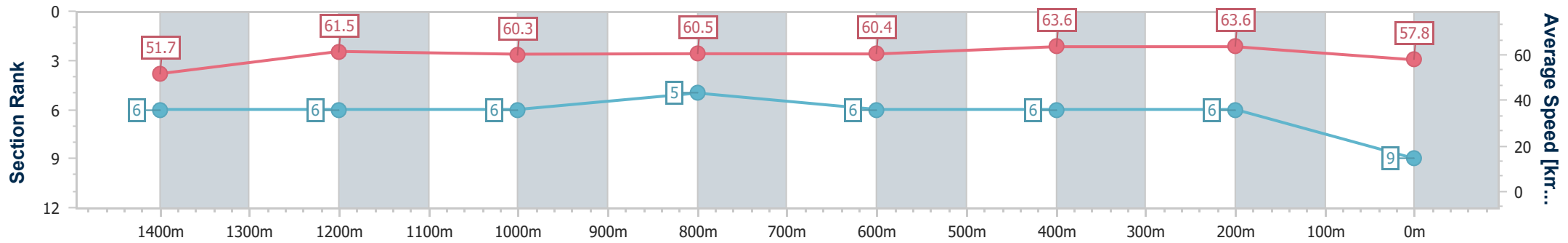
02 November 2024 - 13:52

Track Rating: Good 4, Weather: Fine, Rail Position: +1m Entire



BRISBANE RACING CLUB

Section	Overall	1400m	1200m	1000m	800m	600m	400m	200m
Section Times	1:36.63 [9] (0:13.98)	1:22.65 [6] (0:11.70)	1:10.95 [6] (0:11.92)	0:59.03 [6] (0:11.92)	0:47.11 [5] (0:11.92)	0:35.19 [6] (0:11.35)	0:23.84 [6] (0:11.29)	0:12.55 [6] (0:12.55)
Average Speed [km/h]	51.7	61.5	60.3	60.5	60.4	63.6	63.6	57.8
Top Speed [km/h]	63.9	64.1	61.4	62.3	62.3	65.0	64.8	62.3
Avg. Dist. to Rail [m]	9.4	0.2	0.3	0.3	0.4	0.3	0.2	0.5
Avg. Stride Freq. [Hz]	2.2	2.2	2.2	2.2	2.2	2.2	2.3	2.2
Avg. Stride Length [m]	6.6	7.7	7.7	7.7	7.7	7.8	7.9	7.3



- [] Ranking at each section and finish
- .-.- No data available at this section
- NA No data available