



Eagle Farm QLD Professional

Race 2: DrinkWise BM90 Handicap - 2200m

02 November 2024 - 13:12



BRISBANE
RACING CLUB

Track Rating: Good 4, Weather: Fine, Rail Position: +1m Entire

Section		Field Times												
Overall	2000m	1800m	1600m	1400m	1200m	1000m	Last 600m							
2:18.03 (0:14.55)	2:03.48 (0:12.60)	1:50.88 (0:13.24)	1:37.64 (0:12.82)	1:24.82 (0:13.44)	1:11.38 (0:12.42)	0:58.96 (0:12.54)	0:34.52							
Rank	TAB	Horse/Jockey	Barrier	Top Speed [km/h]	Fastest Section								Distance Travelled [m]	
1	4	FLEUR DU MONDE Samantha Collett	1	65.3 400m	0:11.17 400m	2:18.03 [1] (0:14.76)	2:03.27 [2] (0:12.65)	1:50.62 [3] (0:13.27)	1:37.35 [5] (0:13.11)	1:24.24 [5] (0:13.48)	1:10.76 [5] (0:12.57)	0:58.19 [6] (0:12.44)	0:33.97	
2	1	NIKAU SPUR Cody Collis	4	65.6 400m	0:11.14 400m	2:18.12 [2] (0:15.34)	2:02.78 [7] (0:12.30)	1:50.48 [6] (0:13.42)	1:37.06 [6] (0:13.01)	1:24.05 [7] (0:13.54)	1:10.51 [9] (0:12.57)	0:57.94 [9] (0:12.32)	0:33.95	-2
3	5	CHAYSE 'N' ARTIE Nikita Beriman	8	65.7 400m	0:11.11 400m	2:18.31 [3] (0:14.55)	2:03.76 [1] (0:12.60)	1:51.16 [1] (0:13.24)	1:37.92 [1] (0:13.07)	1:24.85 [3] (0:13.49)	1:11.36 [4] (0:12.60)	0:58.76 [4] (0:12.46)	0:34.46	+5
4	7	ARTFUL GIRL Tahlia Fenlon	5	64.1 400m	0:11.37 400m	2:18.33 [4] (0:15.09)	2:03.24 [5] (0:12.34)	1:50.90 [4] (0:13.19)	1:37.71 [3] (0:12.64)	1:25.07 [2] (0:13.44)	1:11.63 [2] (0:12.58)	0:59.05 [2] (0:12.59)	0:34.64	+9
5	3	KIRKEBY Boris Thornton	7	65.5 400m	0:11.14 400m	2:18.34 [5] (0:15.34)	2:03.00 [6] (0:12.46)	1:50.54 [7] (0:13.31)	1:37.23 [7] (0:12.77)	1:24.46 [6] (0:13.41)	1:11.05 [6] (0:12.58)	0:58.47 [7] (0:12.52)	0:34.26	+6
6	6	BAK DA MAN Ron Stewart	9	66.2 400m	0:11.10 400m	2:18.58 [6] (0:15.67)	2:02.91 [9] (0:12.22)	1:50.69 [8] (0:13.50)	1:37.19 [9] (0:12.83)	1:24.36 [9] (0:13.38)	1:10.98 [8] (0:12.40)	0:58.58 [8] (0:12.66)	0:34.30	+4
7	9	ROLLER COASTER Cejay Graham	6	64.6 400m	0:11.36 400m	2:18.93 [7] (0:15.44)	2:03.49 [8] (0:12.53)	1:50.96 [9] (0:13.39)	1:37.57 [8] (0:12.80)	1:24.77 [8] (0:13.30)	1:11.47 [7] (0:12.23)	0:59.24 [5] (0:12.32)	0:35.19	+9
8	10	SIR LAMORAK Emily Lang	2	63.3 400m	0:11.37 600m	2:19.17 [8] (0:14.84)	2:04.33 [3] (0:12.46)	1:51.87 [2] (0:13.18)	1:38.69 [2] (0:12.73)	1:25.96 [1] (0:13.44)	1:12.52 [1] (0:12.69)	0:59.83 [3] (0:12.68)	0:35.36	-6
9	2	STUCK WITH YOU Andrew Mallyon	3	63.5 400m	0:11.53 400m	2:19.30 [9] (0:14.95)	2:04.35 [4] (0:12.52)	1:51.83 [5] (0:13.20)	1:38.63 [4] (0:12.84)	1:25.79 [4] (0:13.30)	1:12.49 [3] (0:12.26)	1:00.23 [1] (0:12.54)	0:35.79	+8

Scratched: Southern Stock (#8)

[] Ranking at each section and finish
 -:-:- No data available at this section
 NA No data available

SCN Saddle cloth number
 DNF Did not finish
 DNT Did not track



Eagle Farm QLD Professional

Race 2: DrinkWise BM90 Handicap - 2200m

02 November 2024 - 13:12



Track Rating: Good 4, Weather: Fine, Rail Position: +1m Entire

Section						800m	600m	400m	200m	Last 600m	
Field Times						0:46.42 (0:11.90)	0:34.52 (0:11.59)	0:22.93 (0:11.37)	0:11.56 (0:11.56)	0:34.52	
Rank	TAB Horse/Jockey	Barrier	Top Speed [km/h]	Fastest Section					Margin	Distance Travelled [m]	
1	4 FLEUR DU MONDE Samantha Collett	1	65.3 400m	0:11.17 400m	0:45.75 [6] (0:11.78)	0:33.97 [6] (0:11.36)	0:22.61 [7] (0:11.17)	0:11.44 [4] (0:11.44)	2:18.03	0:33.97	
2	1 NIKAU SPUR Cody Collis	4	65.6 400m	0:11.14 400m	0:45.62 [8] (0:11.67)	0:33.95 [8] (0:11.29)	0:22.66 [8] (0:11.14)	0:11.52 [5] (0:11.52)	0.49L	0:33.95 -2	
3	5 CHAYSE 'N' ARTIE Nikita Beriman	8	65.7 400m	0:11.11 400m	0:46.30 [3] (0:11.84)	0:34.46 [5] (0:11.52)	0:22.94 [6] (0:11.11)	0:11.83 [2] (0:11.83)	1.64L	0:34.46 +5	
4	7 ARTFUL GIRL Tahlia Fenlon	5	64.1 400m	0:11.37 400m	0:46.46 [2] (0:11.82)	0:34.64 [2] (0:11.41)	0:23.23 [1] (0:11.37)	0:11.86 [1] (0:11.86)	1.75L	0:34.64 +9	
5	3 KIRKEBY Boris Thornton	7	65.5 400m	0:11.14 400m	0:45.95 [7] (0:11.69)	0:34.26 [7] (0:11.28)	0:22.98 [5] (0:11.14)	0:11.84 [3] (0:11.84)	1.81L	0:34.26 +6	
6	6 BAK DA MAN Ron Stewart	9	66.2 400m	0:11.10 400m	0:45.92 [9] (0:11.62)	0:34.30 [9] (0:11.33)	0:22.97 [9] (0:11.10)	0:11.87 [8] (0:11.87)	3.19L	0:34.30 +4	
7	9 ROLLER COASTER Cejay Graham	6	64.6 400m	0:11.36 400m	0:46.92 [4] (0:11.73)	0:35.19 [3] (0:11.52)	0:23.67 [4] (0:11.36)	0:12.31 [6] (0:12.31)	5.25L	0:35.19 +9	
8	10 SIR LAMORAK Emily Lang	2	63.3 400m	0:11.37 600m	0:47.15 [5] (0:11.79)	0:35.36 [4] (0:11.37)	0:23.99 [3] (0:11.59)	0:12.40 [9] (0:12.40)	6.68L	0:35.36 -6	
9	2 STUCK WITH YOU Andrew Mallyon	3	63.5 400m	0:11.53 400m	0:47.69 [1] (0:11.90)	0:35.79 [1] (0:11.60)	0:24.19 [2] (0:11.53)	0:12.66 [7] (0:12.66)	7.43L	0:35.79 +8	

Scratched: Southern Stock (#8)



Horse/Jockey Name	Fleur Du Monde
Final Rank	1
Fastest Section Time (Section)	0:11.17 (400m)
Top Speed [km/h] (Section)	65.3 (400m)
Race State	Finished



Eagle Farm QLD Professional

Race 2: DrinkWise BM90 Handicap - 2200m

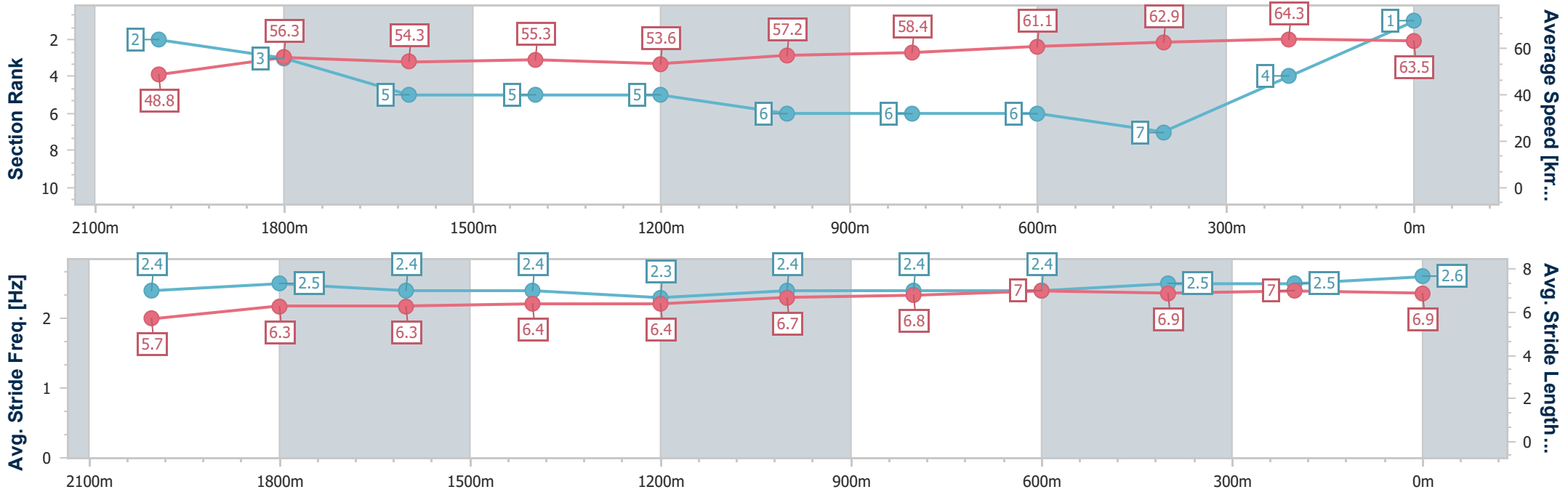
02 November 2024 - 13:12

Track Rating: Good 4, Weather: Fine, Rail Position: +1m Entire



BRISBANE RACING CLUB

Section	Overall	2000m	1800m	1600m	1400m	1200m	1000m	800m	600m	400m	200m
Section Times	2:18.03 [1] (0:14.76)	2:03.27 [2] (0:12.65)	1:50.62 [3] (0:13.27)	1:37.35 [5] (0:13.11)	1:24.24 [5] (0:13.48)	1:10.76 [5] (0:12.57)	0:58.19 [6] (0:12.44)	0:45.75 [6] (0:11.78)	0:33.97 [6] (0:11.36)	0:22.61 [7] (0:11.17)	0:11.44 [4] (0:11.44)
Average Speed [km/h]	48.8	56.3	54.3	55.3	53.6	57.2	58.4	61.1	62.9	64.3	63.5
Top Speed [km/h]	60.1	58.6	57.1	57.2	55.9	59.2	60.9	62.2	64.3	65.3	64.4
Avg. Dist. to Rail [m]	0.8	1.7	0.7	2.0	1.8	2.5	1.3	0.4	1.2	0.8	0.5
Avg. Stride Freq. [Hz]	2.4	2.5	2.4	2.4	2.3	2.4	2.4	2.4	2.5	2.5	2.6
Avg. Stride Length [m]	5.7	6.3	6.3	6.4	6.4	6.7	6.8	7.0	6.9	7.0	6.9



- [] Ranking at each section and finish
- .-.- No data available at this section
- NA No data available



Horse/Jockey Name	Nikau Spur
Final Rank	2
Fastest Section Time (Section)	0:11.14 (400m)
Top Speed [km/h] (Section)	65.6 (400m)
Race State	Finished



Eagle Farm QLD Professional

Race 2: DrinkWise BM90 Handicap - 2200m

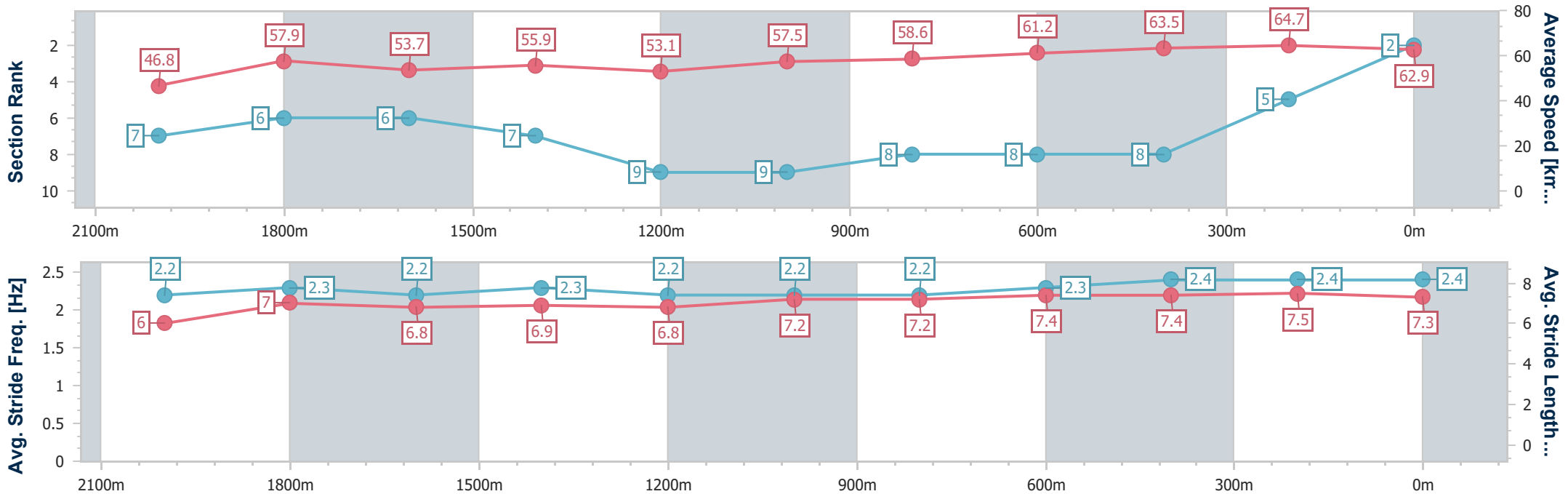
02 November 2024 - 13:12

Track Rating: Good 4, Weather: Fine, Rail Position: +1m Entire



BRISBANE RACING CLUB

Section	Overall	2000m	1800m	1600m	1400m	1200m	1000m	800m	600m	400m	200m
Section Times	2:18.12 [2] (0:15.34)	2:02.78 [7] (0:12.30)	1:50.48 [6] (0:13.42)	1:37.06 [6] (0:13.01)	1:24.05 [7] (0:13.54)	1:10.51 [9] (0:12.57)	0:57.94 [9] (0:12.32)	0:45.62 [8] (0:11.67)	0:33.95 [8] (0:11.29)	0:22.66 [8] (0:11.14)	0:11.52 [5] (0:11.52)
Average Speed [km/h]	46.8	57.9	53.7	55.9	53.1	57.5	58.6	61.2	63.5	64.7	62.9
Top Speed [km/h]	58.6	59.4	55.5	57.4	55.1	59.4	60.1	63.6	64.9	65.6	63.8
Avg. Dist. to Rail [m]	2.5	2.0	0.8	1.9	1.9	2.2	0.8	1.2	1.4	5.1	8.4
Avg. Stride Freq. [Hz]	2.2	2.3	2.2	2.3	2.2	2.2	2.2	2.3	2.4	2.4	2.4
Avg. Stride Length [m]	6.0	7.0	6.8	6.9	6.8	7.2	7.2	7.4	7.4	7.5	7.3



- [] Ranking at each section and finish
- .-.- No data available at this section
- NA No data available



Horse/Jockey Name	Chayse 'N' Artie
Final Rank	3
Fastest Section Time (Section)	0:11.11 (400m)
Top Speed [km/h] (Section)	65.7 (400m)
Race State	Finished



Eagle Farm QLD Professional

Race 2: DrinkWise BM90 Handicap - 2200m

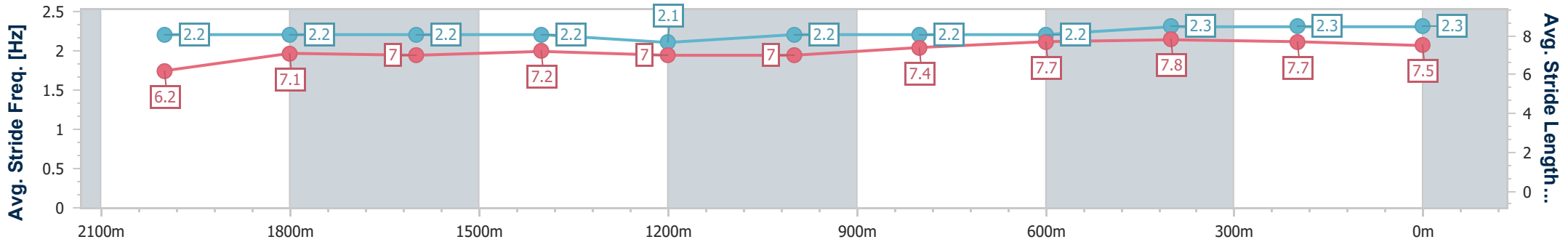
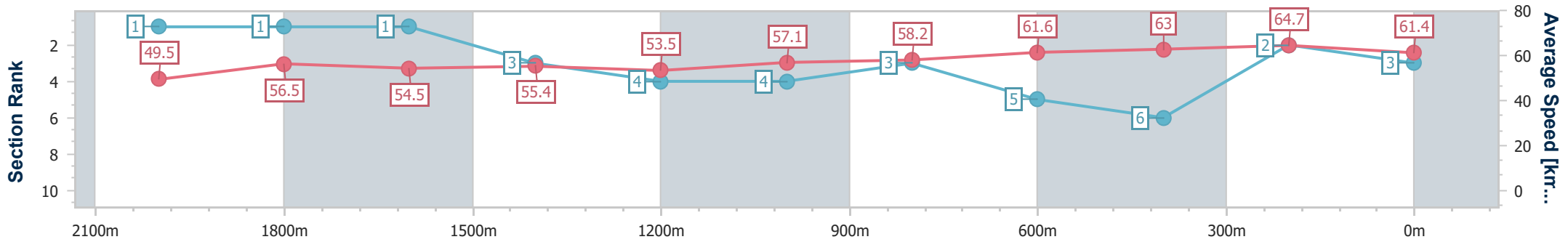
02 November 2024 - 13:12

Track Rating: Good 4, Weather: Fine, Rail Position: +1m Entire



BRISBANE RACING CLUB

Section	Overall	2000m	1800m	1600m	1400m	1200m	1000m	800m	600m	400m	200m
Section Times	2:18.31 [3] (0:14.55)	2:03.76 [1] (0:12.60)	1:51.16 [1] (0:13.24)	1:37.92 [1] (0:13.07)	1:24.85 [3] (0:13.49)	1:11.36 [4] (0:12.60)	0:58.76 [4] (0:12.46)	0:46.30 [3] (0:11.84)	0:34.46 [5] (0:11.52)	0:22.94 [6] (0:11.11)	0:11.83 [2] (0:11.83)
Average Speed [km/h]	49.5	56.5	54.5	55.4	53.5	57.1	58.2	61.6	63.0	64.7	61.4
Top Speed [km/h]	61.1	60.3	55.7	57.0	55.2	59.1	60.1	62.8	64.5	65.7	63.5
Avg. Dist. to Rail [m]	4.6	2.0	0.7	2.1	2.1	2.3	2.1	1.9	1.9	4.5	5.4
Avg. Stride Freq. [Hz]	2.2	2.2	2.2	2.2	2.1	2.2	2.2	2.2	2.3	2.3	2.3
Avg. Stride Length [m]	6.2	7.1	7.0	7.2	7.0	7.0	7.4	7.7	7.8	7.7	7.5



- [] Ranking at each section and finish
- .-.- No data available at this section
- NA No data available



Horse/Jockey Name	Artful Girl
Final Rank	4
Fastest Section Time (Section)	0:11.37 (400m)
Top Speed [km/h] (Section)	64.1 (400m)
Race State	Finished



Eagle Farm QLD Professional

Race 2: DrinkWise BM90 Handicap - 2200m

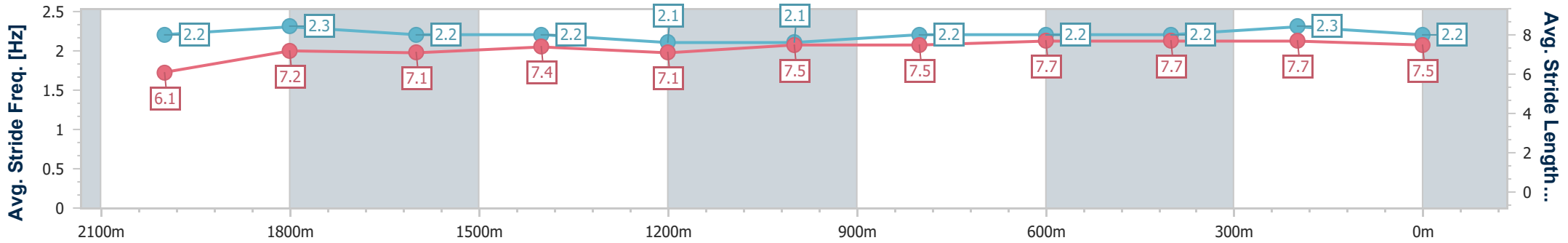
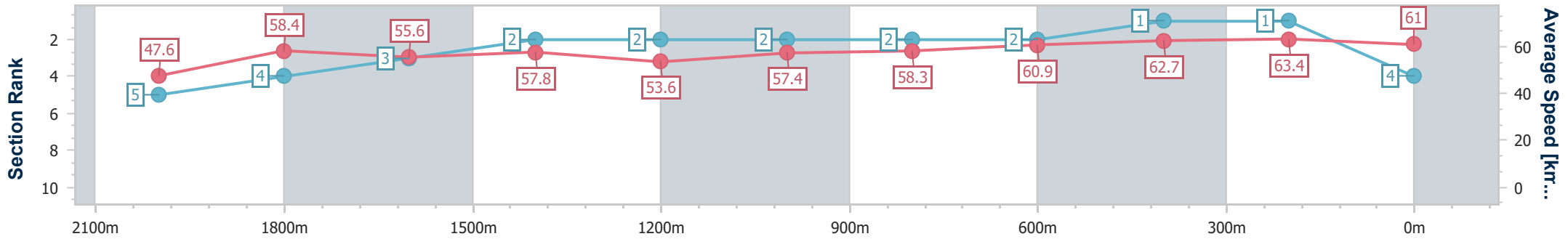
02 November 2024 - 13:12

Track Rating: Good 4, Weather: Fine, Rail Position: +1m Entire



BRISBANE RACING CLUB

Section	Overall	2000m	1800m	1600m	1400m	1200m	1000m	800m	600m	400m	200m
Section Times	2:18.33 [4] (0:15.09)	2:03.24 [5] (0:12.34)	1:50.90 [4] (0:13.19)	1:37.71 [3] (0:12.64)	1:25.07 [2] (0:13.44)	1:11.63 [2] (0:12.58)	0:59.05 [2] (0:12.59)	0:46.46 [2] (0:11.82)	0:34.64 [2] (0:11.41)	0:23.23 [1] (0:11.37)	0:11.86 [1] (0:11.86)
Average Speed [km/h]	47.6	58.4	55.6	57.8	53.6	57.4	58.3	60.9	62.7	63.4	61.0
Top Speed [km/h]	58.1	60.8	57.4	59.8	55.3	59.9	59.6	61.9	63.7	64.1	62.1
Avg. Dist. to Rail [m]	2.7	0.8	3.0	4.0	3.5	4.1	3.5	1.0	1.7	1.4	3.1
Avg. Stride Freq. [Hz]	2.2	2.3	2.2	2.2	2.1	2.1	2.2	2.2	2.2	2.3	2.2
Avg. Stride Length [m]	6.1	7.2	7.1	7.4	7.1	7.5	7.5	7.7	7.7	7.7	7.5



- [] Ranking at each section and finish
- .-.- No data available at this section
- NA No data available



Horse/Jockey Name	Kirkeby
Final Rank	5
Fastest Section Time (Section)	0:11.14 (400m)
Top Speed [km/h] (Section)	65.5 (400m)
Race State	Finished



Eagle Farm QLD Professional

Race 2: DrinkWise BM90 Handicap - 2200m

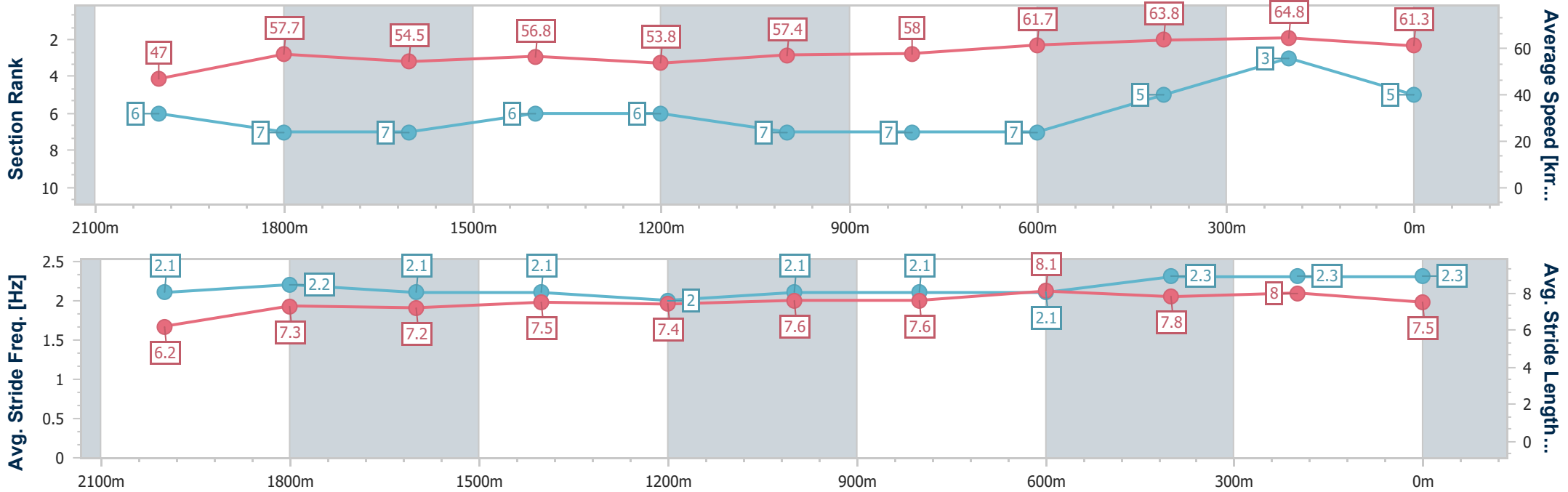
02 November 2024 - 13:12

Track Rating: Good 4, Weather: Fine, Rail Position: +1m Entire



BRISBANE RACING CLUB

Section	Overall	2000m	1800m	1600m	1400m	1200m	1000m	800m	600m	400m	200m
Section Times	2:18.34 [5] (0:15.34)	2:03.00 [6] (0:12.46)	1:50.54 [7] (0:13.31)	1:37.23 [7] (0:12.77)	1:24.46 [6] (0:13.41)	1:11.05 [6] (0:12.58)	0:58.47 [7] (0:12.52)	0:45.95 [7] (0:11.69)	0:34.26 [7] (0:11.28)	0:22.98 [5] (0:11.14)	0:11.84 [3] (0:11.84)
Average Speed [km/h]	47.0	57.7	54.5	56.8	53.8	57.4	58.0	61.7	63.8	64.8	61.3
Top Speed [km/h]	58.7	59.4	55.9	59.0	56.0	58.8	59.4	63.3	65.3	65.5	63.5
Avg. Dist. to Rail [m]	4.2	0.6	1.3	2.5	2.8	2.8	1.7	0.3	0.9	4.9	6.5
Avg. Stride Freq. [Hz]	2.1	2.2	2.1	2.1	2.0	2.1	2.1	2.1	2.3	2.3	2.3
Avg. Stride Length [m]	6.2	7.3	7.2	7.5	7.4	7.6	7.6	8.1	7.8	8.0	7.5



- [] Ranking at each section and finish
- .-.- No data available at this section
- NA No data available



Horse/Jockey Name	Bak Da Man
Final Rank	6
Fastest Section Time (Section)	0:11.10 (400m)
Top Speed [km/h] (Section)	66.2 (400m)
Race State	Finished



Eagle Farm QLD Professional

Race 2: DrinkWise BM90 Handicap - 2200m

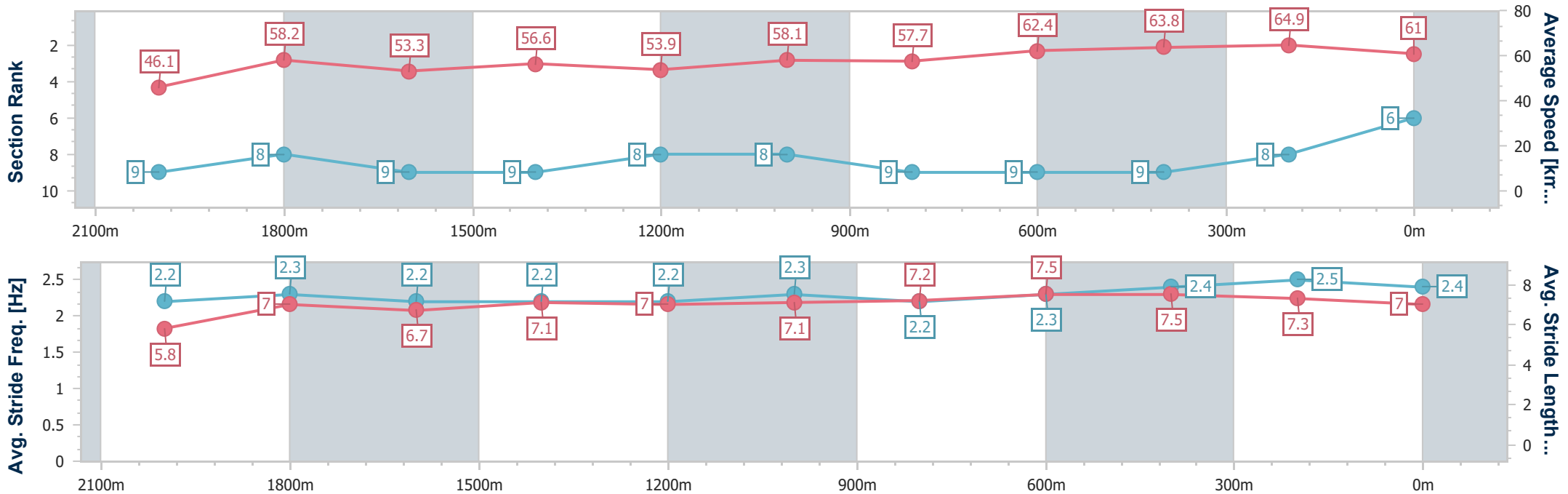
02 November 2024 - 13:12

Track Rating: Good 4, Weather: Fine, Rail Position: +1m Entire



BRISBANE RACING CLUB

Section	Overall	2000m	1800m	1600m	1400m	1200m	1000m	800m	600m	400m	200m
Section Times	2:18.58 [6] (0:15.67)	2:02.91 [9] (0:12.22)	1:50.69 [8] (0:13.50)	1:37.19 [9] (0:12.83)	1:24.36 [9] (0:13.38)	1:10.98 [8] (0:12.40)	0:58.58 [8] (0:12.66)	0:45.92 [9] (0:11.62)	0:34.30 [9] (0:11.33)	0:22.97 [9] (0:11.10)	0:11.87 [8] (0:11.87)
Average Speed [km/h]	46.1	58.2	53.3	56.6	53.9	58.1	57.7	62.4	63.8	64.9	61.0
Top Speed [km/h]	56.6	61.1	55.1	58.1	55.0	59.5	60.1	63.8	64.8	66.2	63.1
Avg. Dist. to Rail [m]	5.2	2.2	1.0	2.1	2.5	3.6	2.7	0.8	1.5	7.6	11.3
Avg. Stride Freq. [Hz]	2.2	2.3	2.2	2.2	2.2	2.3	2.2	2.3	2.4	2.5	2.4
Avg. Stride Length [m]	5.8	7.0	6.7	7.1	7.0	7.1	7.2	7.5	7.5	7.3	7.0



- [] Ranking at each section and finish
- .-.- No data available at this section
- NA No data available



Horse/Jockey Name	Roller Coaster
Final Rank	7
Fastest Section Time (Section)	0:11.36 (400m)
Top Speed [km/h] (Section)	64.6 (400m)
Race State	Finished



Eagle Farm QLD Professional

Race 2: DrinkWise BM90 Handicap - 2200m

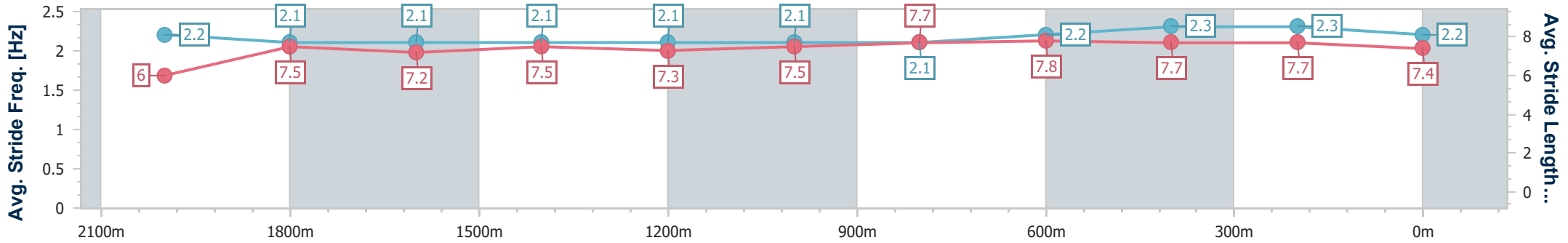
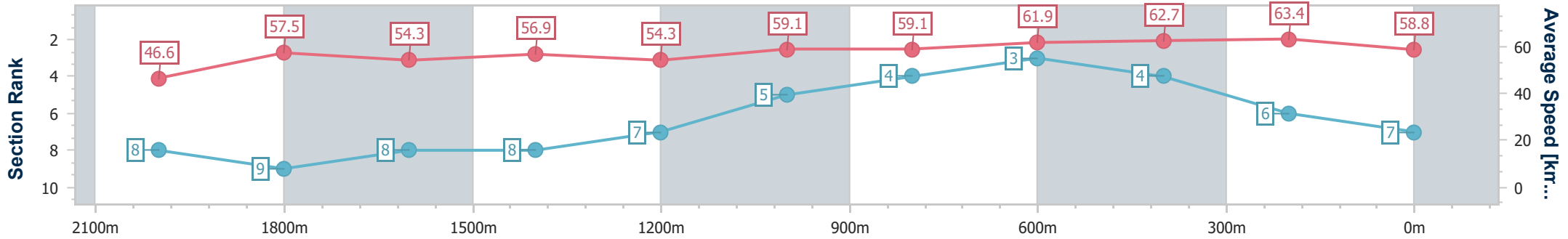
02 November 2024 - 13:12

Track Rating: Good 4, Weather: Fine, Rail Position: +1m Entire



BRISBANE RACING CLUB

Section	Overall	2000m	1800m	1600m	1400m	1200m	1000m	800m	600m	400m	200m
Section Times	2:18.93 [7] (0:15.44)	2:03.49 [8] (0:12.53)	1:50.96 [9] (0:13.39)	1:37.57 [8] (0:12.80)	1:24.77 [8] (0:13.30)	1:11.47 [7] (0:12.23)	0:59.24 [5] (0:12.32)	0:46.92 [4] (0:11.73)	0:35.19 [3] (0:11.52)	0:23.67 [4] (0:11.36)	0:12.31 [6] (0:12.31)
Average Speed [km/h]	46.6	57.5	54.3	56.9	54.3	59.1	59.1	61.9	62.7	63.4	58.8
Top Speed [km/h]	57.2	59.4	56.4	57.9	56.6	60.8	60.7	62.3	63.8	64.6	61.5
Avg. Dist. to Rail [m]	3.5	0.5	2.6	2.6	3.0	3.7	2.4	1.4	1.1	4.7	5.6
Avg. Stride Freq. [Hz]	2.2	2.1	2.1	2.1	2.1	2.1	2.1	2.2	2.3	2.3	2.2
Avg. Stride Length [m]	6.0	7.5	7.2	7.5	7.3	7.5	7.7	7.8	7.7	7.7	7.4



- [] Ranking at each section and finish
- .-.- No data available at this section
- NA No data available



Horse/Jockey Name	Sir Lamorak
Final Rank	8
Fastest Section Time (Section)	0:11.37 (600m)
Top Speed [km/h] (Section)	63.3 (400m)
Race State	Finished



Eagle Farm QLD Professional

Race 2: DrinkWise BM90 Handicap - 2200m

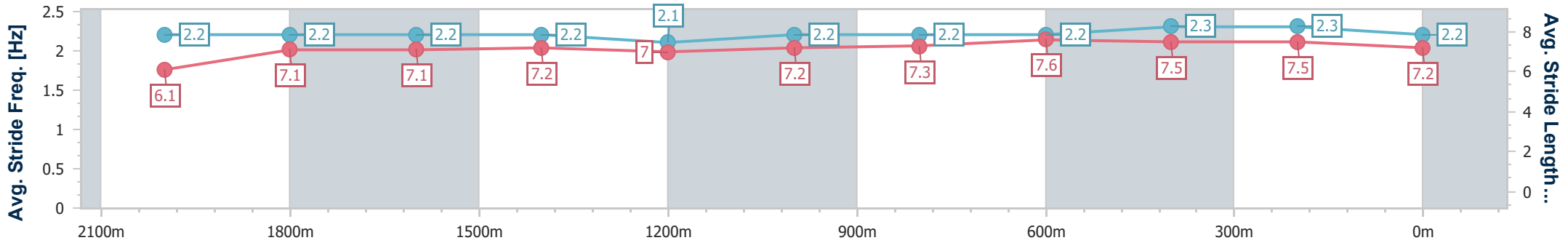
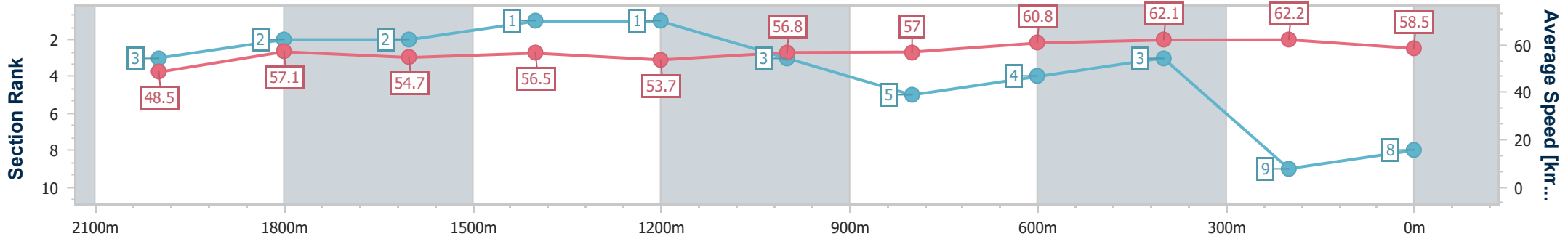
02 November 2024 - 13:12

Track Rating: Good 4, Weather: Fine, Rail Position: +1m Entire



BRISBANE RACING CLUB

Section	Overall	2000m	1800m	1600m	1400m	1200m	1000m	800m	600m	400m	200m
Section Times	2:19.17 [8] (0:14.84)	2:04.33 [3] (0:12.46)	1:51.87 [2] (0:13.18)	1:38.69 [2] (0:12.73)	1:25.96 [1] (0:13.44)	1:12.52 [1] (0:12.69)	0:59.83 [3] (0:12.68)	0:47.15 [5] (0:11.79)	0:35.36 [4] (0:11.37)	0:23.99 [3] (0:11.59)	0:12.40 [9] (0:12.40)
Average Speed [km/h]	48.5	57.1	54.7	56.5	53.7	56.8	57.0	60.8	62.1	62.2	58.5
Top Speed [km/h]	60.9	60.0	57.4	58.6	55.5	58.5	59.6	61.7	62.9	63.3	60.8
Avg. Dist. to Rail [m]	1.6	2.2	0.7	0.5	0.4	1.1	0.9	1.2	3.4	0.9	3.1
Avg. Stride Freq. [Hz]	2.2	2.2	2.2	2.2	2.1	2.2	2.2	2.2	2.3	2.3	2.2
Avg. Stride Length [m]	6.1	7.1	7.1	7.2	7.0	7.2	7.3	7.6	7.5	7.5	7.2



- [] Ranking at each section and finish
- .-.- No data available at this section
- NA No data available



Horse/Jockey Name	Stuck With You
Final Rank	9
Fastest Section Time (Section)	0:11.53 (400m)
Top Speed [km/h] (Section)	63.5 (400m)
Race State	Finished



Eagle Farm QLD Professional

Race 2: DrinkWise BM90 Handicap - 2200m

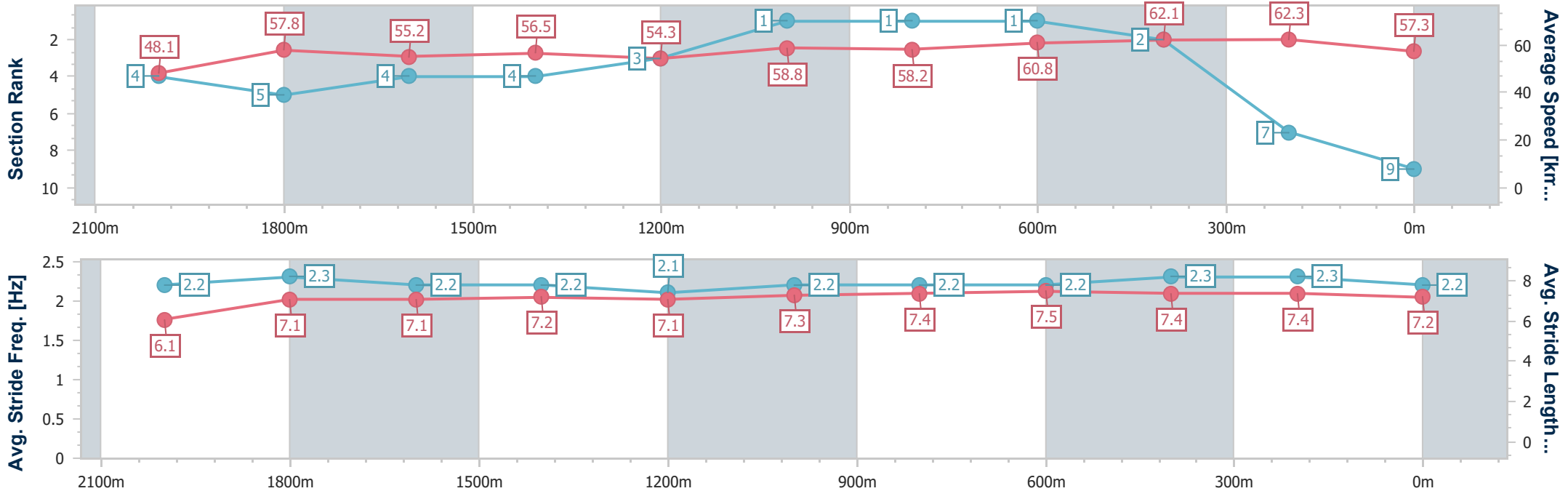
02 November 2024 - 13:12

Track Rating: Good 4, Weather: Fine, Rail Position: +1m Entire



BRISBANE RACING CLUB

Section	Overall	2000m	1800m	1600m	1400m	1200m	1000m	800m	600m	400m	200m
Section Times	2:19.30 [9] (0:14.95)	2:04.35 [4] (0:12.52)	1:51.83 [5] (0:13.20)	1:38.63 [4] (0:12.84)	1:25.79 [4] (0:13.30)	1:12.49 [3] (0:12.26)	1:00.23 [1] (0:12.54)	0:47.69 [1] (0:11.90)	0:35.79 [1] (0:11.60)	0:24.19 [2] (0:11.53)	0:12.66 [7] (0:12.66)
Average Speed [km/h]	48.1	57.8	55.2	56.5	54.3	58.8	58.2	60.8	62.1	62.3	57.3
Top Speed [km/h]	59.6	60.2	56.9	58.1	57.5	60.3	60.2	61.8	63.2	63.5	60.9
Avg. Dist. to Rail [m]	1.8	0.8	2.1	2.9	3.1	3.5	2.2	1.0	0.4	1.7	2.0
Avg. Stride Freq. [Hz]	2.2	2.3	2.2	2.2	2.1	2.2	2.2	2.2	2.3	2.3	2.2
Avg. Stride Length [m]	6.1	7.1	7.1	7.2	7.1	7.3	7.4	7.5	7.4	7.4	7.2



- [] Ranking at each section and finish
- .-.- No data available at this section
- NA No data available