



**Aquis Park Gold Coast QLD Professional**  
**Race 2: 90.9 SEA FM's BRONTE & LAKEY FOR BREAKFAST Fillies and**  
**Mares Maiden Handicap - 1000m**  
**02 November 2024 - 14:14**



Track Rating: Soft 5, Weather: Fine, Rail Position: +5m 900m-W/Post

Section		Overall									Last 600m	
Field Times		0:57.52 (0:13.13)									0:33.58	
		800m			600m		400m		200m			
		0:44.39 (0:10.81)			0:33.58 (0:11.04)		0:22.54 (0:11.13)		0:11.41 (0:11.41)			
Rank	TAB Horse/Jockey	Barrier	Top Speed [km/h]	Fastest Section	Overall	800m	600m	400m	200m	Margin	Last 600m	Distance Travelled [m]
1	9 <b>BANK BOOK</b> Rob Thorburn	6	69.3	0:10.81	0:57.52 [1] (0:13.13)	0:44.39 [1] (0:10.81)	0:33.58 [1] (0:11.04)	0:22.54 [1] (0:11.13)	0:11.41 [1] (0:11.41)	0:57.52	0:33.58	
2	4 <b>CAPITAL BEAUTY</b> Michael Cahill	3	67.8	0:10.86	0:58.03 [2] (0:13.39)	0:44.64 [2] (0:10.86)	0:33.78 [3] (0:11.16)	0:22.62 [3] (0:11.16)	0:11.46 [3] (0:11.46)	3L	0:33.78	+3
3	8 <b>AQUATEMPO</b> Kirk Matheson	4	68.2	0:10.81	0:58.07 [3] (0:13.39)	0:44.68 [2] (0:10.81)	0:33.87 [2] (0:11.17)	0:22.70 [2] (0:11.16)	0:11.54 [2] (0:11.54)	3.2L	0:33.87	+5
4	5 <b>CHAMPAGNE PROBLEMS</b> Casey Waddell	7	67.3	0:10.97	0:58.14 [4] (0:13.69)	0:44.45 [5] (0:10.97)	0:33.48 [6] (0:10.99)	0:22.49 [5] (0:11.14)	0:11.35 [5] (0:11.35)	3.5L	0:33.48	+7
5	12 <b>DARE I SAY</b> Dale Smith	5	68.1	0:10.85	0:58.15 [5] (0:13.45)	0:44.70 [4] (0:10.85)	0:33.85 [4] (0:11.31)	0:22.54 [4] (0:11.09)	0:11.45 [4] (0:11.45)	3.6L	0:33.85	+7
6	3 <b>ARATIRI</b> Yvette Lewis	2	67.8	0:10.95	0:58.69 [6] (0:13.70)	0:44.99 [6] (0:10.95)	0:34.04 [5] (0:11.14)	0:22.90 [6] (0:11.39)	0:11.51 [6] (0:11.51)	6.6L	0:34.04	+3
7	7 <b>KINOSHITA</b> Brodie Moffat	8	66.6	0:11.06	0:58.79 [7] (0:13.90)	0:44.89 [7] (0:11.21)	0:33.68 [8] (0:11.06)	0:22.62 [7] (0:11.18)	0:11.44 [7] (0:11.44)	7.1L	0:33.68	+8
8	2 <b>BEGORRA</b> Corey Sutherland	1	67.3	0:11.02	0:58.92 [8] (0:13.93)	0:44.99 [8] (0:11.02)	0:33.97 [7] (0:11.45)	0:22.52 [8] (0:11.18)	0:11.34 [8] (0:11.34)	7.9L	0:33.97	+5
9	10 <b>REMOMIA</b> Fiona Sandkuhl	9	66.4	0:11.08	0:59.32 [9] (0:14.20)	0:45.12 [9] (0:11.08)	0:34.04 [9] (0:11.18)	0:22.86 [9] (0:11.41)	0:11.45 [9] (0:11.45)	10.2L	0:34.04	+6

Scratched: Cheek To Cheek (#6), Board Member (#1), Honour Mission (#11)

[ ] Ranking at each section and finish  
 -:-:- No data available at this section  
 NA No data available

SCN Saddle cloth number  
 DNF Did not finish  
 DNT Did not track



Horse/Jockey Name	Bank Book
Final Rank	1
Fastest Section Time (Section)	0:10.81 (800m)
Top Speed [km/h] (Section)	69.3 (Overall)
Race State	Finished



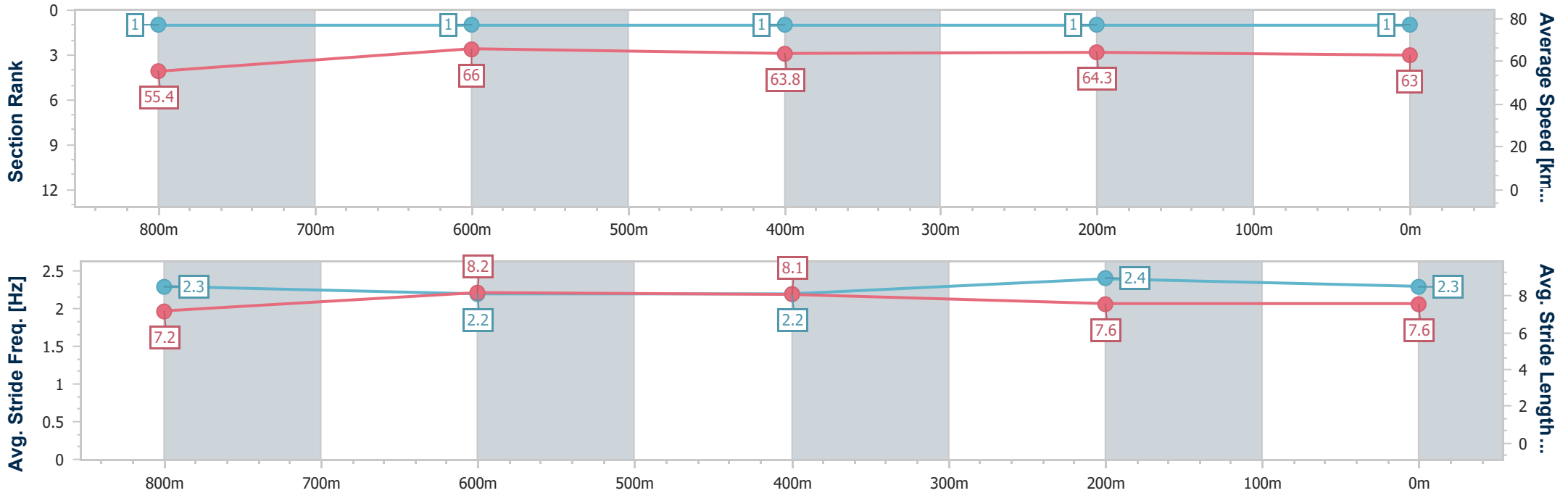
**Aquis Park Gold Coast QLD Professional**  
**Race 2: 90.9 SEA FM's BRONTE & LAKEY FOR BREAKFAST**  
**Fillies and Mares Maiden Handicap - 1000m**



02 November 2024 - 14:14

Track Rating: Soft 5, Weather: Fine, Rail Position: +5m 900m-  
W/Post

Section	Overall	800m	600m	400m	200m
Section Times	0:57.52 [1] (0:13.13)	0:44.39 [1] (0:10.81)	0:33.58 [1] (0:11.04)	0:22.54 [1] (0:11.13)	0:11.41 [1] (0:11.41)
Average Speed [km/h]	55.4	66.0	63.8	64.3	63.0
Top Speed [km/h]	69.3	68.1	64.4	65.9	65.4
Avg. Dist. to Rail [m]	6.3	2.2	4.2	1.5	0.5
Avg. Stride Freq. [Hz]	2.3	2.2	2.2	2.4	2.3
Avg. Stride Length [m]	7.2	8.2	8.1	7.6	7.6



- [ ] Ranking at each section and finish
- .-.- No data available at this section
- NA No data available



Horse/Jockey Name	Capital Beauty
Final Rank	2
Fastest Section Time (Section)	0:10.86 (800m)
Top Speed [km/h] (Section)	67.8 (Overall)
Race State	Finished



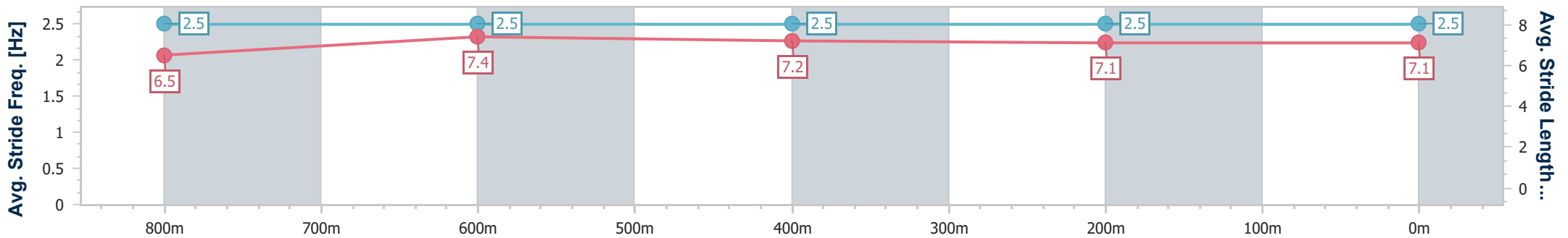
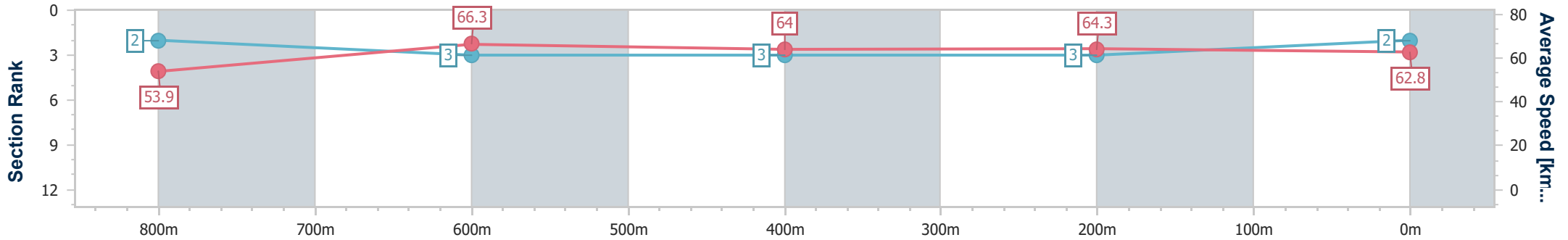
**Aquis Park Gold Coast QLD Professional**  
**Race 2: 90.9 SEA FM's BRONTE & LAKEY FOR BREAKFAST**  
**Fillies and Mares Maiden Handicap - 1000m**



02 November 2024 - 14:14

Track Rating: Soft 5, Weather: Fine, Rail Position: +5m 900m-  
W/Post

Section	Overall	800m	600m	400m	200m
Section Times	0:58.03 [2] (0:13.39)	0:44.64 [2] (0:10.86)	0:33.78 [3] (0:11.16)	0:22.62 [3] (0:11.16)	0:11.46 [3] (0:11.46)
Average Speed [km/h]	53.9	66.3	64.0	64.3	62.8
Top Speed [km/h]	67.8	67.8	65.4	65.3	64.7
Avg. Dist. to Rail [m]	3.7	0.9	2.0	1.3	2.0
Avg. Stride Freq. [Hz]	2.5	2.5	2.5	2.5	2.5
Avg. Stride Length [m]	6.5	7.4	7.2	7.1	7.1



- [ ] Ranking at each section and finish
- .-.- No data available at this section
- NA No data available



Horse/Jockey Name	Aquatego
Final Rank	3
Fastest Section Time (Section)	0:10.81 (800m)
Top Speed [km/h] (Section)	68.2 (800m)
Race State	Finished



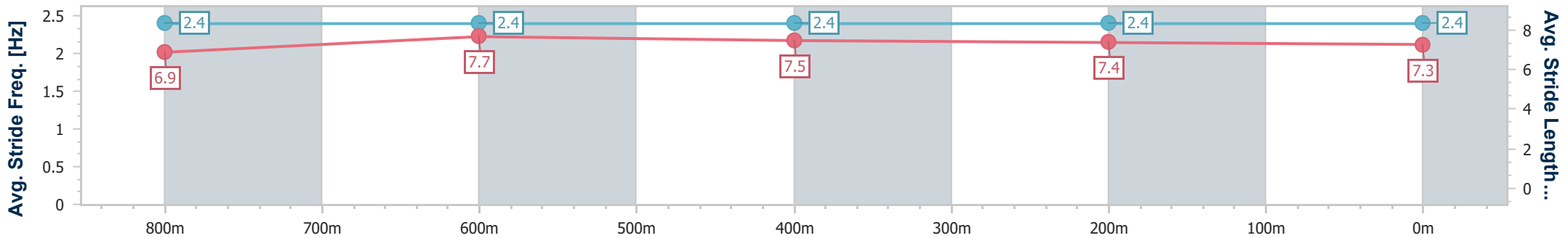
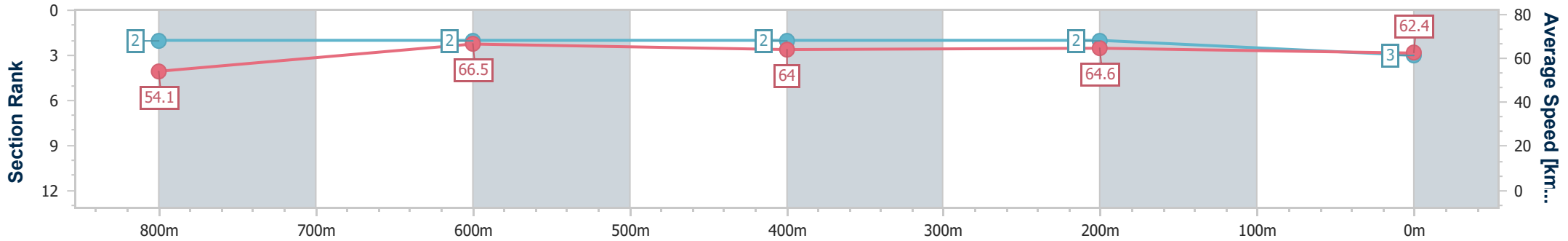
**Aquis Park Gold Coast QLD Professional**  
**Race 2: 90.9 SEA FM's BRONTE & LAKEY FOR BREAKFAST**  
**Fillies and Mares Maiden Handicap - 1000m**



02 November 2024 - 14:14

Track Rating: Soft 5, Weather: Fine, Rail Position: +5m 900m-  
W/Post

Section	Overall	800m	600m	400m	200m
Section Times	0:58.07 [3] (0:13.39)	0:44.68 [2] (0:10.81)	0:33.87 [2] (0:11.17)	0:22.70 [2] (0:11.16)	0:11.54 [2] (0:11.54)
Average Speed [km/h]	54.1	66.5	64.0	64.6	62.4
Top Speed [km/h]	66.9	68.2	66.3	65.7	64.7
Avg. Dist. to Rail [m]	4.5	0.4	1.0	2.8	4.5
Avg. Stride Freq. [Hz]	2.4	2.4	2.4	2.4	2.4
Avg. Stride Length [m]	6.9	7.7	7.5	7.4	7.3



- [ ] Ranking at each section and finish
- .-.- No data available at this section
- NA No data available



Horse/Jockey Name	Champagne Problems
Final Rank	4
Fastest Section Time (Section)	0:10.97 (800m)
Top Speed [km/h] (Section)	67.3 (800m)
Race State	Finished



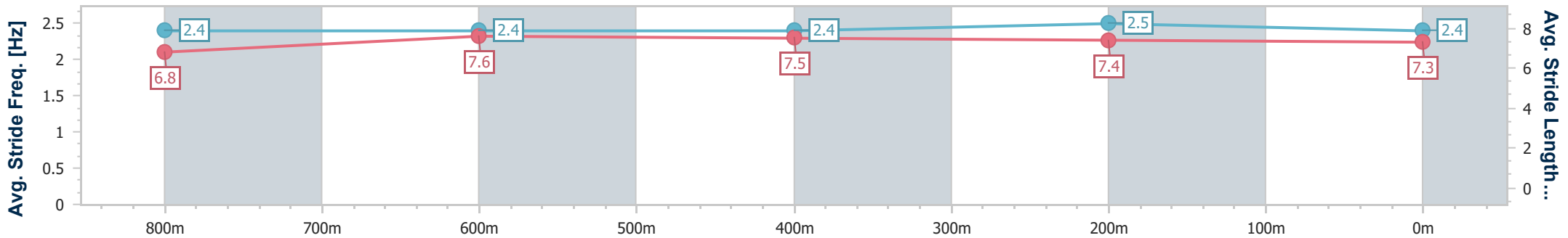
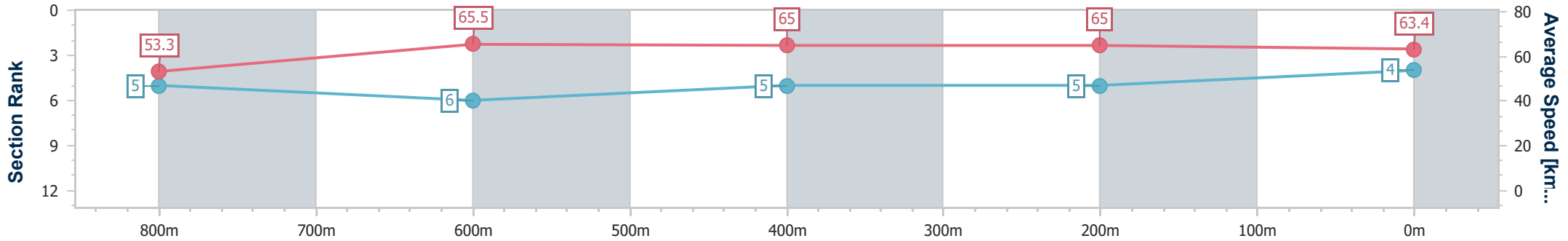
**Aquis Park Gold Coast QLD Professional**  
**Race 2: 90.9 SEA FM's BRONTE & LAKEY FOR BREAKFAST**  
**Fillies and Mares Maiden Handicap - 1000m**



02 November 2024 - 14:14

Track Rating: Soft 5, Weather: Fine, Rail Position: +5m 900m-  
W/Post

Section	Overall	800m	600m	400m	200m
Section Times	0:58.14 [4] (0:13.69)	0:44.45 [5] (0:10.97)	0:33.48 [6] (0:10.99)	0:22.49 [5] (0:11.14)	0:11.35 [5] (0:11.35)
Average Speed [km/h]	53.3	65.5	65.0	65.0	63.4
Top Speed [km/h]	65.7	67.3	66.3	65.5	64.7
Avg. Dist. to Rail [m]	7.2	0.6	1.1	3.9	6.5
Avg. Stride Freq. [Hz]	2.4	2.4	2.4	2.5	2.4
Avg. Stride Length [m]	6.8	7.6	7.5	7.4	7.3



- [ ] Ranking at each section and finish
- .-.-.- No data available at this section
- NA No data available



Horse/Jockey Name	Dare I Say
Final Rank	5
Fastest Section Time (Section)	0:10.85 (800m)
Top Speed [km/h] (Section)	68.1 (800m)
Race State	Finished



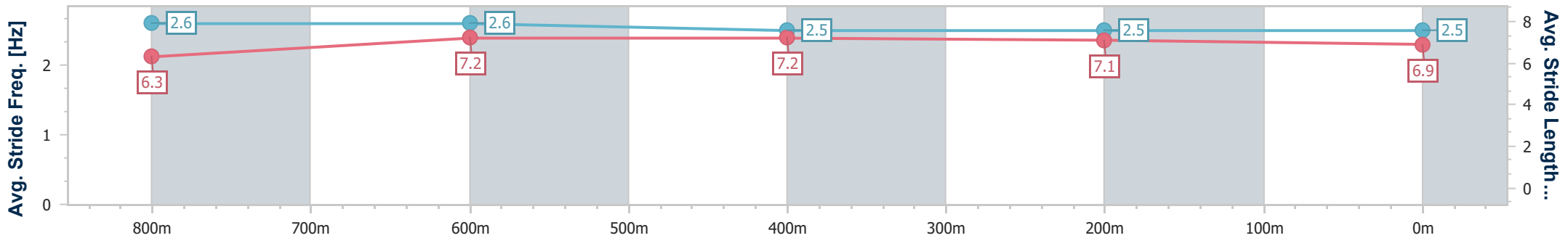
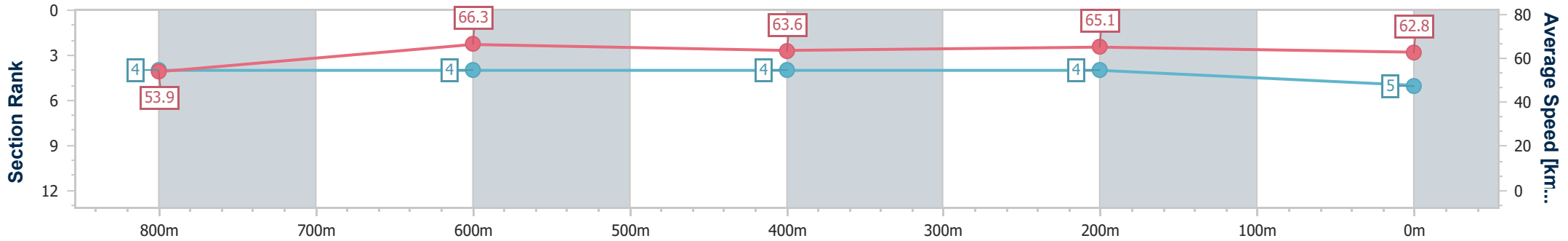
**Aquis Park Gold Coast QLD Professional**  
**Race 2: 90.9 SEA FM's BRONTE & LAKEY FOR BREAKFAST**  
**Fillies and Mares Maiden Handicap - 1000m**



02 November 2024 - 14:14

Track Rating: Soft 5, Weather: Fine, Rail Position: +5m 900m-  
W/Post

Section	Overall	800m	600m	400m	200m
Section Times	0:58.15 [5] (0:13.45)	0:44.70 [4] (0:10.85)	0:33.85 [4] (0:11.31)	0:22.54 [4] (0:11.09)	0:11.45 [4] (0:11.45)
Average Speed [km/h]	53.9	66.3	63.6	65.1	62.8
Top Speed [km/h]	67.1	68.1	65.8	66.1	64.9
Avg. Dist. to Rail [m]	4.9	0.5	0.8	4.2	7.1
Avg. Stride Freq. [Hz]	2.6	2.6	2.5	2.5	2.5
Avg. Stride Length [m]	6.3	7.2	7.2	7.1	6.9



- [ ] Ranking at each section and finish
- .-.- No data available at this section
- NA No data available



Horse/Jockey Name	Aratiri
Final Rank	6
Fastest Section Time (Section)	0:10.95 (800m)
Top Speed [km/h] (Section)	67.8 (800m)
Race State	Finished



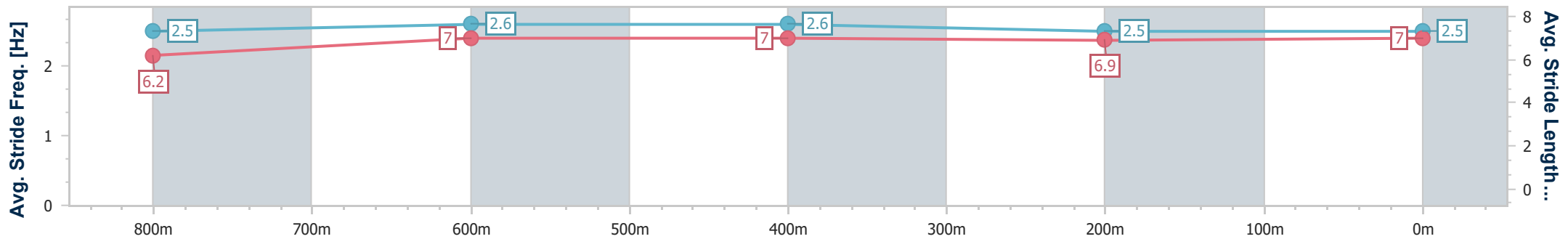
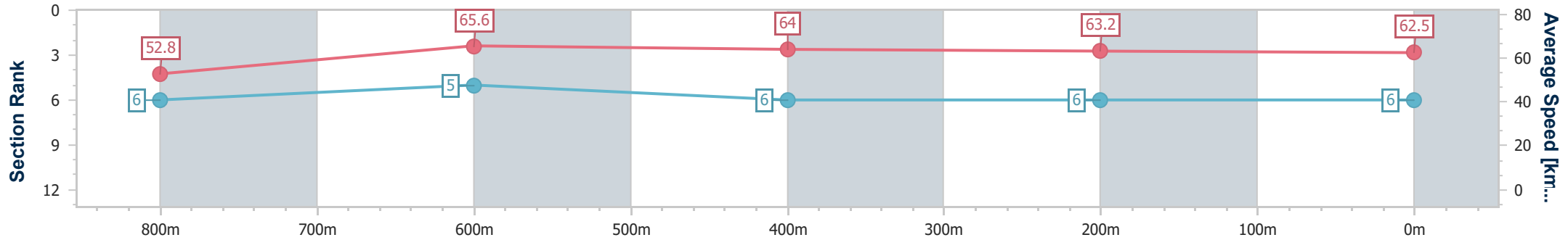
**Aquis Park Gold Coast QLD Professional**  
**Race 2: 90.9 SEA FM's BRONTE & LAKEY FOR BREAKFAST**  
**Fillies and Mares Maiden Handicap - 1000m**



02 November 2024 - 14:14

Track Rating: Soft 5, Weather: Fine, Rail Position: +5m 900m-  
W/Post

Section	Overall	800m	600m	400m	200m
Section Times	0:58.69 [6] (0:13.70)	0:44.99 [6] (0:10.95)	0:34.04 [5] (0:11.14)	0:22.90 [6] (0:11.39)	0:11.51 [6] (0:11.51)
Average Speed [km/h]	52.8	65.6	64.0	63.2	62.5
Top Speed [km/h]	67.0	67.8	64.7	65.1	63.7
Avg. Dist. to Rail [m]	3.4	0.5	1.8	1.1	0.8
Avg. Stride Freq. [Hz]	2.5	2.6	2.6	2.5	2.5
Avg. Stride Length [m]	6.2	7.0	7.0	6.9	7.0



- [ ] Ranking at each section and finish
- .-.- No data available at this section
- NA No data available



Horse/Jockey Name	Kinoshita
Final Rank	7
Fastest Section Time (Section)	0:11.06 (600m)
Top Speed [km/h] (Section)	66.6 (800m)
Race State	Finished



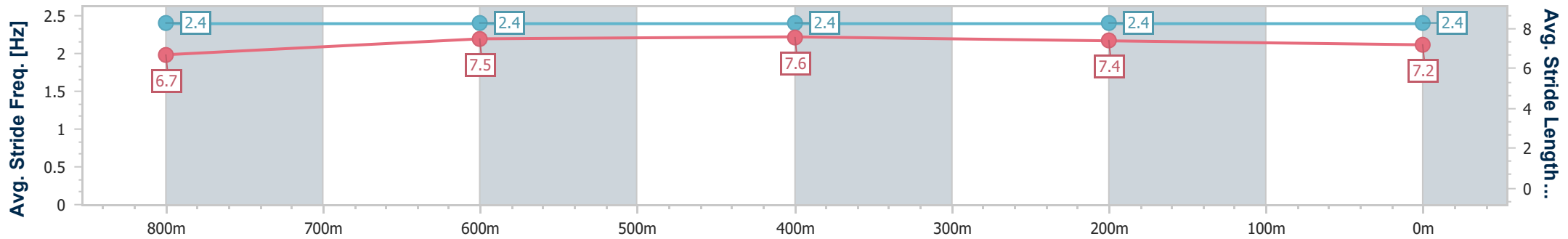
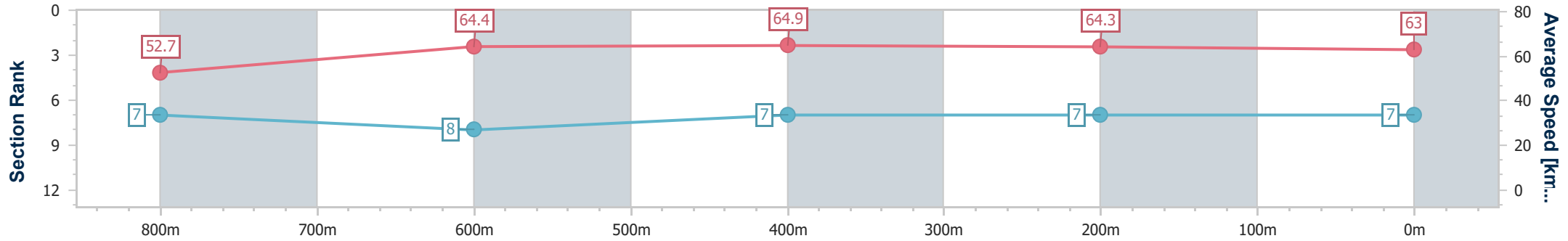
**Aquis Park Gold Coast QLD Professional**  
**Race 2: 90.9 SEA FM's BRONTE & LAKEY FOR BREAKFAST**  
**Fillies and Mares Maiden Handicap - 1000m**



02 November 2024 - 14:14

Track Rating: Soft 5, Weather: Fine, Rail Position: +5m 900m-  
W/Post

Section	Overall	800m	600m	400m	200m
Section Times	0:58.79 [7] (0:13.90)	0:44.89 [7] (0:11.21)	0:33.68 [8] (0:11.06)	0:22.62 [7] (0:11.18)	0:11.44 [7] (0:11.44)
Average Speed [km/h]	52.7	64.4	64.9	64.3	63.0
Top Speed [km/h]	65.7	66.6	65.6	65.5	64.4
Avg. Dist. to Rail [m]	8.6	0.8	0.9	0.9	1.2
Avg. Stride Freq. [Hz]	2.4	2.4	2.4	2.4	2.4
Avg. Stride Length [m]	6.7	7.5	7.6	7.4	7.2



- [ ] Ranking at each section and finish
- .-.- No data available at this section
- NA No data available





Horse/Jockey Name	Begorra
Final Rank	8
Fastest Section Time (Section)	0:11.02 (800m)
Top Speed [km/h] (Section)	67.3 (Overall)
Race State	Finished



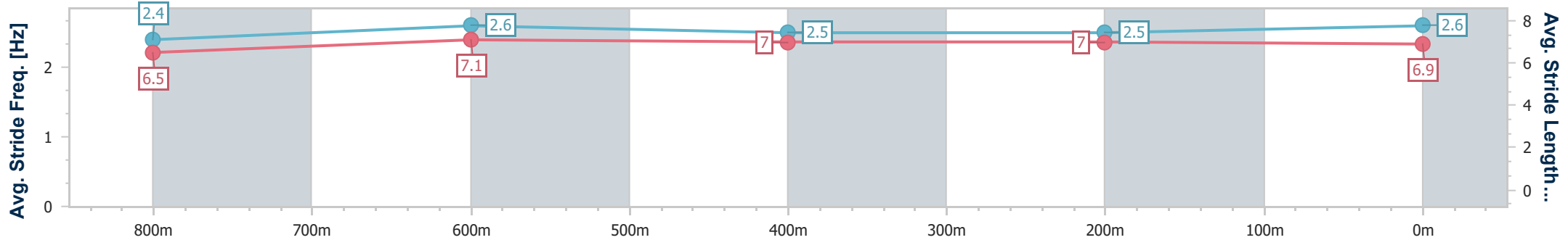
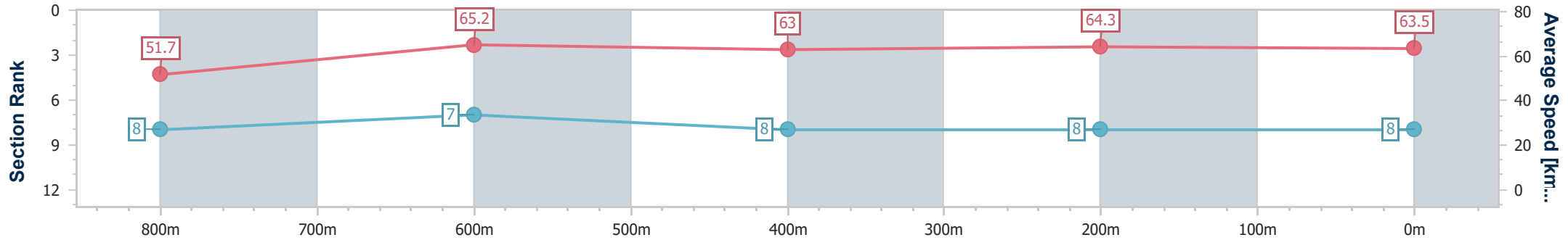
**Aquis Park Gold Coast QLD Professional**  
**Race 2: 90.9 SEA FM's BRONTE & LAKEY FOR BREAKFAST**  
**Fillies and Mares Maiden Handicap - 1000m**



02 November 2024 - 14:14

Track Rating: Soft 5, Weather: Fine, Rail Position: +5m 900m-  
W/Post

Section	Overall	800m	600m	400m	200m
Section Times	0:58.92 [8] (0:13.93)	0:44.99 [8] (0:11.02)	0:33.97 [7] (0:11.45)	0:22.52 [8] (0:11.18)	0:11.34 [8] (0:11.34)
Average Speed [km/h]	51.7	65.2	63.0	64.3	63.5
Top Speed [km/h]	67.3	66.9	64.1	65.3	64.8
Avg. Dist. to Rail [m]	2.7	0.7	0.7	0.8	0.9
Avg. Stride Freq. [Hz]	2.4	2.6	2.5	2.5	2.6
Avg. Stride Length [m]	6.5	7.1	7.0	7.0	6.9



- [ ] Ranking at each section and finish
- .-.- No data available at this section
- NA No data available



Horse/Jockey Name	Remomia
Final Rank	9
Fastest Section Time (Section)	0:11.08 (800m)
Top Speed [km/h] (Section)	66.4 (800m)
Race State	Finished



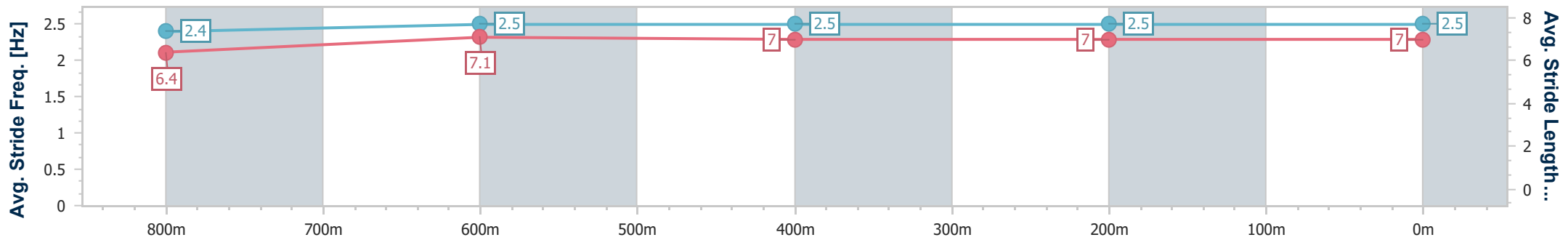
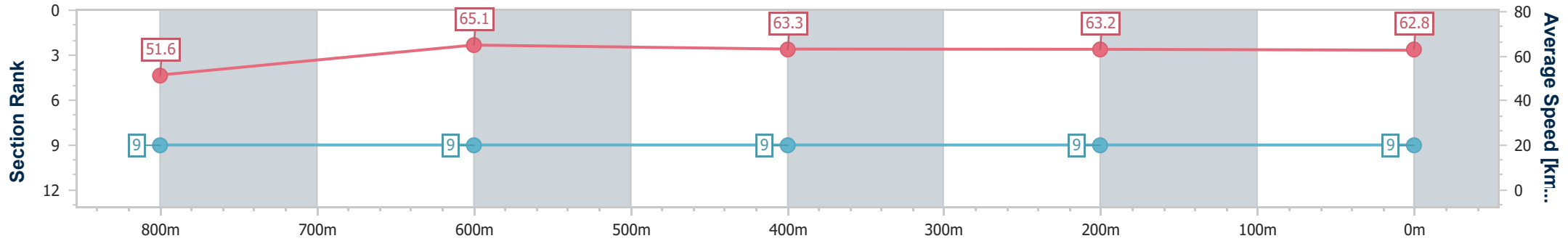
**Aquis Park Gold Coast QLD Professional**  
**Race 2: 90.9 SEA FM's BRONTE & LAKEY FOR BREAKFAST**  
**Fillies and Mares Maiden Handicap - 1000m**



02 November 2024 - 14:14

Track Rating: Soft 5, Weather: Fine, Rail Position: +5m 900m-  
W/Post

Section	Overall	800m	600m	400m	200m
Section Times	0:59.32 [9] (0:14.20)	0:45.12 [9] (0:11.08)	0:34.04 [9] (0:11.18)	0:22.86 [9] (0:11.41)	0:11.45 [9] (0:11.45)
Average Speed [km/h]	51.6	65.1	63.3	63.2	62.8
Top Speed [km/h]	64.6	66.4	64.8	65.1	63.9
Avg. Dist. to Rail [m]	9.4	0.9	2.1	1.7	3.8
Avg. Stride Freq. [Hz]	2.4	2.5	2.5	2.5	2.5
Avg. Stride Length [m]	6.4	7.1	7.0	7.0	7.0



- [ ] Ranking at each section and finish
- .-.- No data available at this section
- NA No data available