



**Aquis Park Gold Coast QLD Professional**  
**Race 1: 90.9 SeaFM GC's #1 HIT Music Show Colts, Geldings and Entires**  
**Maiden Handicap - 1000m**  
**02 November 2024 - 13:30**



Track Rating: Soft 5, Weather: Fine, Rail Position: +5m 900m-W/Post

Section		Overall	800m	600m	400m	200m	Last 600m					
Field Times		0:57.42 (0:13.53)	0:43.89 (0:10.42)	0:33.47 (0:10.70)	0:22.77 (0:11.23)	0:11.54 (0:11.54)	0:33.47					
Rank	TAB Horse/Jockey	Barrier	Top Speed [km/h]	Fastest Section	Margin				Distance Travelled [m]			
1	8 NOBLE INTENT Casey Waddell	3	69.2 800m	0:10.53 800m	0:57.42 [1] (0:13.75)	0:43.67 [4] (0:10.53)	0:33.14 [4] (0:10.72)	0:22.42 [2] (0:11.07)	0:11.35 [2] (0:11.35)	0:57.42	0:33.14	
2	2 PETE THE SNOOP Dylan Turner	1	70.4 800m	0:10.42 800m	0:57.54 [2] (0:13.53)	0:44.01 [1] (0:10.42)	0:33.59 [1] (0:10.70)	0:22.89 [1] (0:11.23)	0:11.66 [1] (0:11.66)	0.5L	0:33.59	+1
3	1 BOOTS WITH THE FUR Michael Cahill	7	70.5 800m	0:10.52 800m	0:57.87 [3] (0:13.99)	0:43.88 [7] (0:10.52)	0:33.36 [7] (0:10.89)	0:22.47 [7] (0:11.20)	0:11.27 [7] (0:11.27)	2.3L	0:33.36	+4
4	6 THREE TEES Anthony Allen	5	69.7 800m	0:10.62 800m	0:57.95 [4] (0:13.87)	0:44.08 [5] (0:10.62)	0:33.46 [6] (0:10.85)	0:22.61 [6] (0:11.07)	0:11.54 [4] (0:11.54)	2.8L	0:33.46	+7
5	4 SHAQUE D'AMOUR Dale Smith	6	72.1 800m	0:10.37 800m	0:58.19 [5] (0:13.71)	0:44.48 [3] (0:10.37)	0:34.11 [2] (0:10.97)	0:23.14 [4] (0:11.24)	0:11.90 [3] (0:11.90)	4.1L	0:34.11	+6
6	5 CHAYSE 'N' LEISA Yvette Lewis	4	69.9 800m	0:10.49 800m	0:58.25 [6] (0:13.71)	0:44.54 [2] (0:10.49)	0:34.05 [3] (0:10.84)	0:23.21 [3] (0:11.38)	0:11.83 [5] (0:11.83)	4.3L	0:34.05	+3
7	7 ASAMBE Kirk Matheson	2	70.0 800m	0:10.43 800m	0:58.49 [7] (0:13.91)	0:44.58 [6] (0:10.43)	0:34.15 [5] (0:10.88)	0:23.27 [5] (0:11.35)	0:11.92 [6] (0:11.92)	5.6L	0:34.15	-4

Scratched: Chargin' (#3)

[ ] Ranking at each section and finish  
 -:-:- No data available at this section  
 NA No data available

SCN Saddle cloth number  
 DNF Did not finish  
 DNT Did not track



Horse/Jockey Name	Noble Intent
Final Rank	1
Fastest Section Time (Section)	0:10.53 (800m)
Top Speed [km/h] (Section)	69.2 (800m)
Race State	Finished



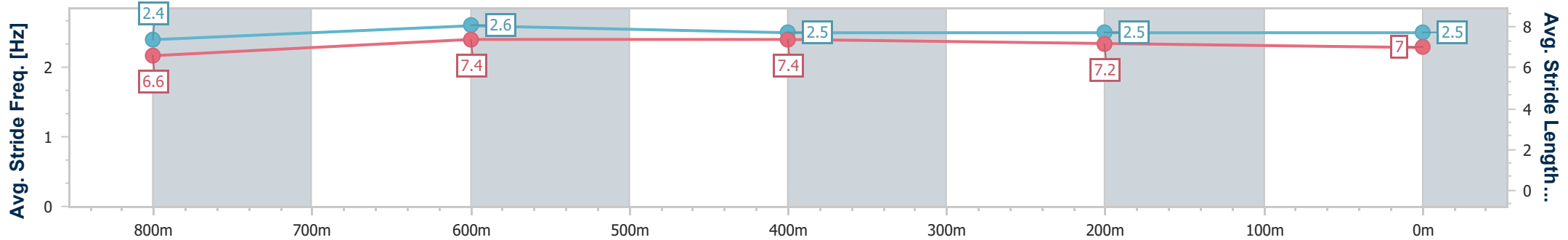
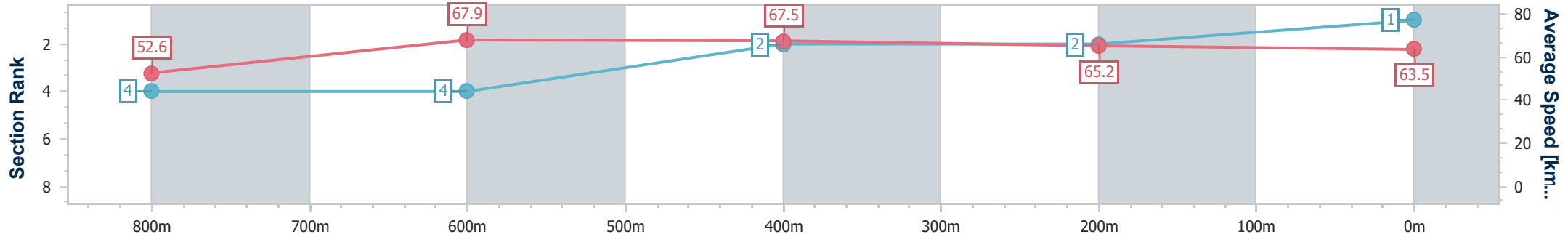
**Aquis Park Gold Coast QLD Professional**  
**Race 1: 90.9 SeaFM GC's #1 HIT Music Show Colts, Geldings and Entires Maiden Handicap - 1000m**



02 November 2024 - 13:30

Track Rating: Soft 5, Weather: Fine, Rail Position: +5m 900m-W/Post

Section	Overall	800m	600m	400m	200m
Section Times	0:57.42 [1] (0:13.75)	0:43.67 [4] (0:10.53)	0:33.14 [4] (0:10.72)	0:22.42 [2] (0:11.07)	0:11.35 [2] (0:11.35)
Average Speed [km/h]	52.6	67.9	67.5	65.2	63.5
Top Speed [km/h]	68.5	69.2	68.6	66.0	66.5
Avg. Dist. to Rail [m]	3.7	0.7	0.8	3.3	1.5
Avg. Stride Freq. [Hz]	2.4	2.6	2.5	2.5	2.5
Avg. Stride Length [m]	6.6	7.4	7.4	7.2	7.0



- [ ] Ranking at each section and finish
- .-.- No data available at this section
- NA No data available



Horse/Jockey Name	Pete The Snoop
Final Rank	2
Fastest Section Time (Section)	0:10.42 (800m)
Top Speed [km/h] (Section)	70.4 (800m)
Race State	Finished



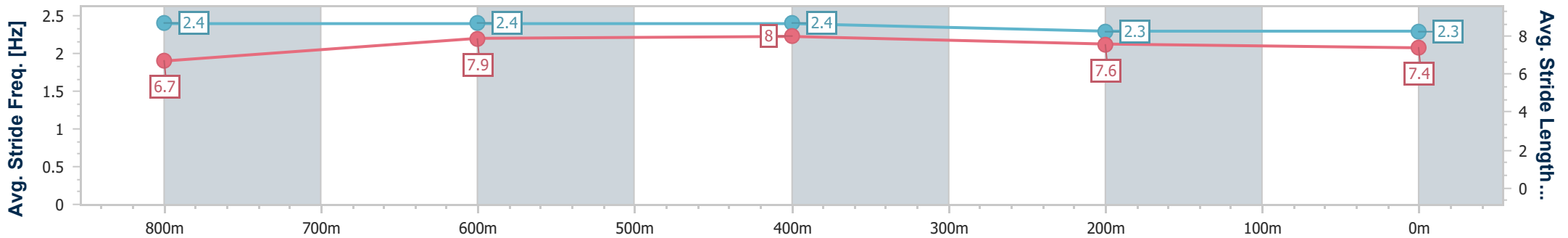
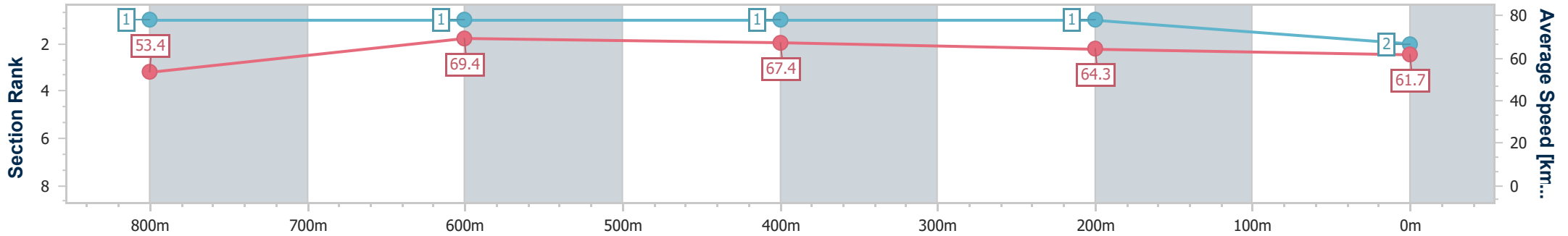
**Aquis Park Gold Coast QLD Professional**  
**Race 1: 90.9 SeaFM GC's #1 HIT Music Show Colts, Geldings and Entires Maiden Handicap - 1000m**



02 November 2024 - 13:30

Track Rating: Soft 5, Weather: Fine, Rail Position: +5m 900m-W/Post

Section	Overall	800m	600m	400m	200m
Section Times	0:57.54 [2] (0:13.53)	0:44.01 [1] (0:10.42)	0:33.59 [1] (0:10.70)	0:22.89 [1] (0:11.23)	0:11.66 [1] (0:11.66)
Average Speed [km/h]	53.4	69.4	67.4	64.3	61.7
Top Speed [km/h]	69.4	70.4	69.5	65.4	62.7
Avg. Dist. to Rail [m]	3.3	0.8	0.6	1.0	0.7
Avg. Stride Freq. [Hz]	2.4	2.4	2.4	2.3	2.3
Avg. Stride Length [m]	6.7	7.9	8.0	7.6	7.4



- [ ] Ranking at each section and finish
- .-.- No data available at this section
- NA No data available



Horse/Jockey Name	Boots With The Fur
Final Rank	3
Fastest Section Time (Section)	0:10.52 (800m)
Top Speed [km/h] (Section)	70.5 (800m)
Race State	Finished



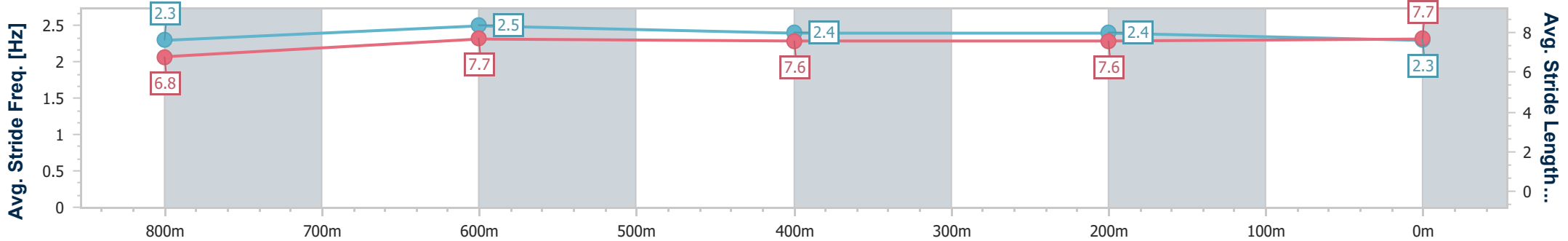
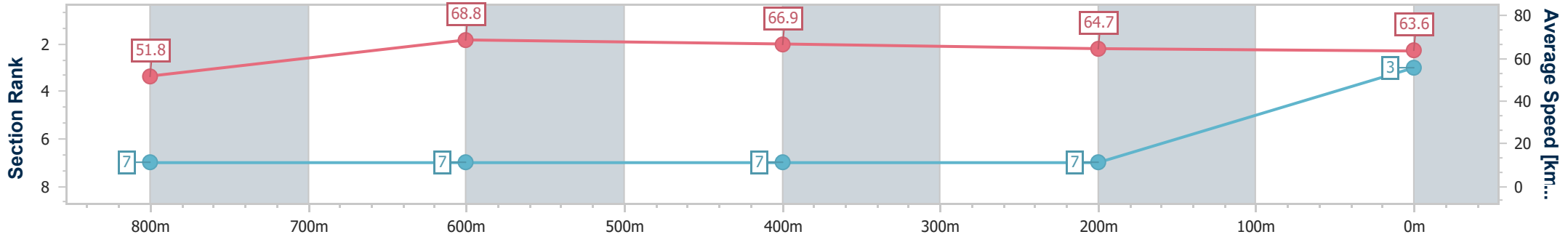
**Aquis Park Gold Coast QLD Professional**  
**Race 1: 90.9 SeaFM GC's #1 HIT Music Show Colts, Geldings and Entires Maiden Handicap - 1000m**



02 November 2024 - 13:30

Track Rating: Soft 5, Weather: Fine, Rail Position: +5m 900m-W/Post

Section	Overall	800m	600m	400m	200m
Section Times	0:57.87 [3] (0:13.99)	0:43.88 [7] (0:10.52)	0:33.36 [7] (0:10.89)	0:22.47 [7] (0:11.20)	0:11.27 [7] (0:11.27)
Average Speed [km/h]	51.8	68.8	66.9	64.7	63.6
Top Speed [km/h]	69.3	70.5	69.0	66.5	65.7
Avg. Dist. to Rail [m]	6.6	1.2	2.0	3.6	4.3
Avg. Stride Freq. [Hz]	2.3	2.5	2.4	2.4	2.3
Avg. Stride Length [m]	6.8	7.7	7.6	7.6	7.7



- [ ] Ranking at each section and finish
- .-.- No data available at this section
- NA No data available



Horse/Jockey Name	Three Tees
Final Rank	4
Fastest Section Time (Section)	0:10.62 (800m)
Top Speed [km/h] (Section)	69.7 (800m)
Race State	Finished



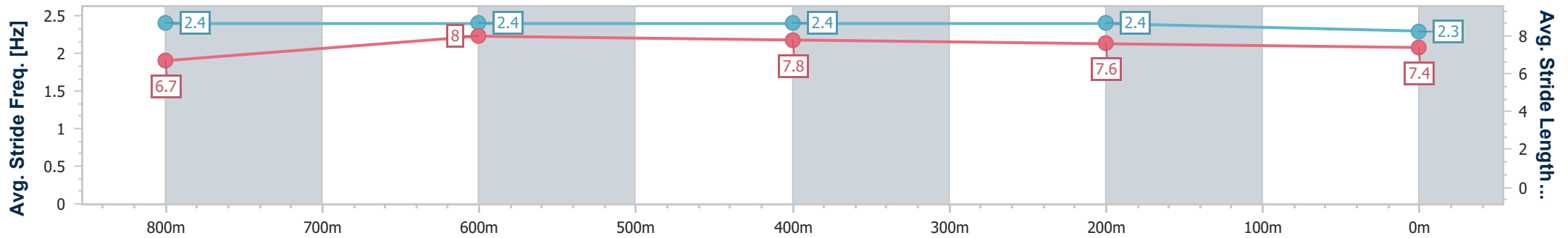
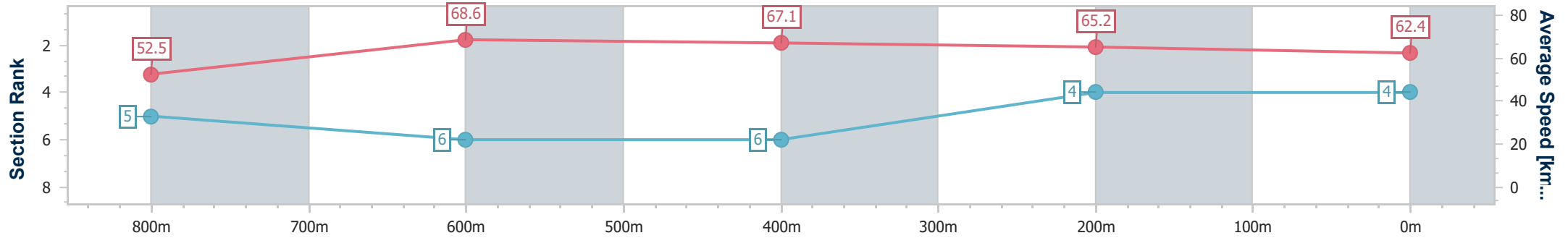
**Aquis Park Gold Coast QLD Professional**  
**Race 1: 90.9 SeaFM GC's #1 HIT Music Show Colts, Geldings and Entires Maiden Handicap - 1000m**



02 November 2024 - 13:30

Track Rating: Soft 5, Weather: Fine, Rail Position: +5m 900m-W/Post

Section	Overall	800m	600m	400m	200m
Section Times	0:57.95 [4] (0:13.87)	0:44.08 [5] (0:10.62)	0:33.46 [6] (0:10.85)	0:22.61 [6] (0:11.07)	0:11.54 [4] (0:11.54)
Average Speed [km/h]	52.5	68.6	67.1	65.2	62.4
Top Speed [km/h]	68.3	69.7	68.3	66.4	64.4
Avg. Dist. to Rail [m]	6.3	2.5	2.2	3.5	5.3
Avg. Stride Freq. [Hz]	2.4	2.4	2.4	2.4	2.3
Avg. Stride Length [m]	6.7	8.0	7.8	7.6	7.4



- [ ] Ranking at each section and finish
- .-.- No data available at this section
- NA No data available



Horse/Jockey Name	Shaque D'amour
Final Rank	5
Fastest Section Time (Section)	0:10.37 (800m)
Top Speed [km/h] (Section)	72.1 (800m)
Race State	Finished



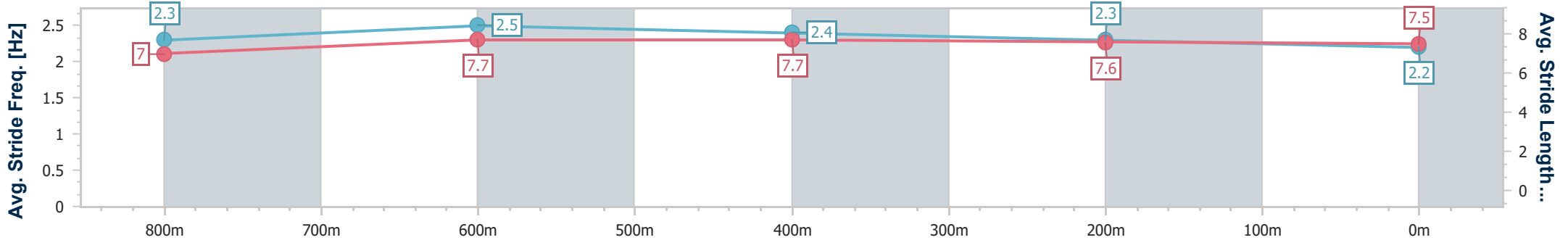
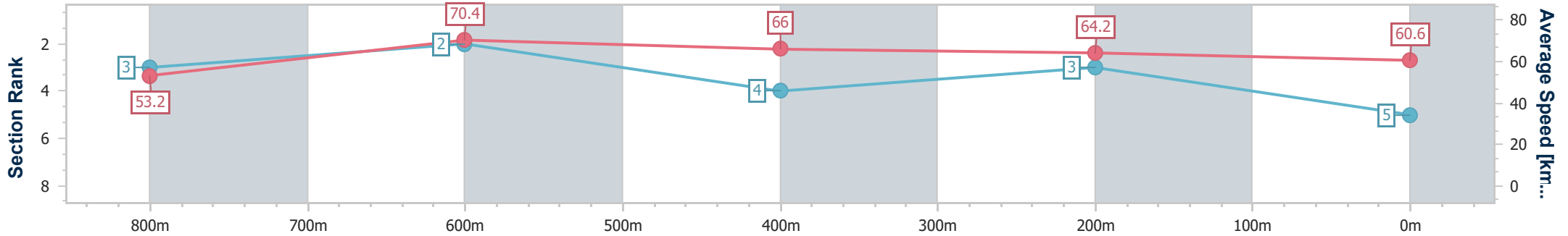
**Aquis Park Gold Coast QLD Professional**  
**Race 1: 90.9 SeaFM GC's #1 HIT Music Show Colts, Geldings and Entires Maiden Handicap - 1000m**



02 November 2024 - 13:30

Track Rating: Soft 5, Weather: Fine, Rail Position: +5m 900m-W/Post

Section	Overall	800m	600m	400m	200m
Section Times	0:58.19 [5] (0:13.71)	0:44.48 [3] (0:10.37)	0:34.11 [2] (0:10.97)	0:23.14 [4] (0:11.24)	0:11.90 [3] (0:11.90)
Average Speed [km/h]	53.2	70.4	66.0	64.2	60.6
Top Speed [km/h]	69.4	72.1	68.9	66.1	62.6
Avg. Dist. to Rail [m]	6.7	3.2	1.5	2.5	1.1
Avg. Stride Freq. [Hz]	2.3	2.5	2.4	2.3	2.2
Avg. Stride Length [m]	7.0	7.7	7.7	7.6	7.5



- [ ] Ranking at each section and finish
- .-.- No data available at this section
- NA No data available



Horse/Jockey Name	Chayse 'N' Leisa
Final Rank	6
Fastest Section Time (Section)	0:10.49 (800m)
Top Speed [km/h] (Section)	69.9 (800m)
Race State	Finished



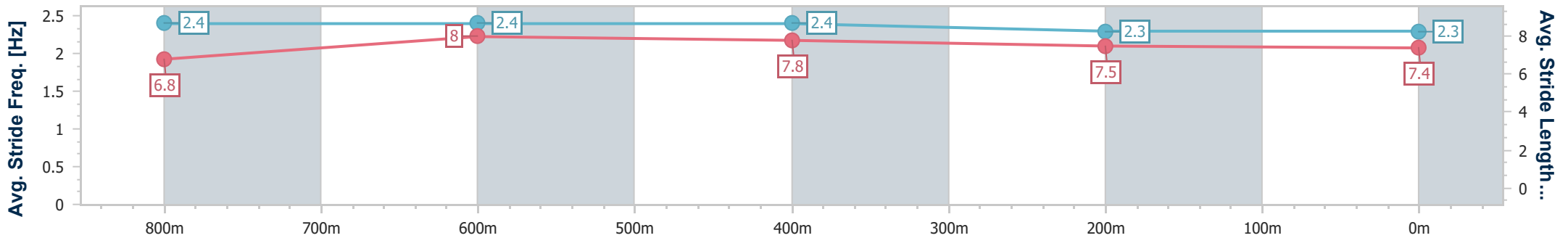
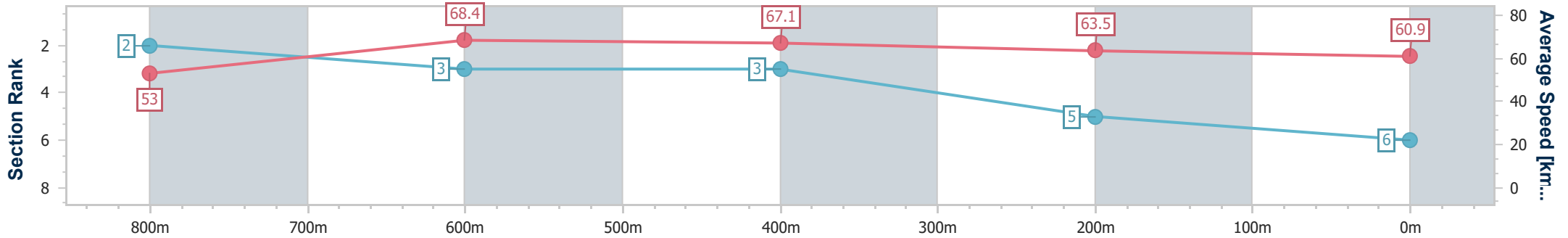
**Aquis Park Gold Coast QLD Professional**  
**Race 1: 90.9 SeaFM GC's #1 HIT Music Show Colts, Geldings and Entires Maiden Handicap - 1000m**



02 November 2024 - 13:30

Track Rating: Soft 5, Weather: Fine, Rail Position: +5m 900m-W/Post

Section	Overall	800m	600m	400m	200m
Section Times	0:58.25 [6] (0:13.71)	0:44.54 [2] (0:10.49)	0:34.05 [3] (0:10.84)	0:23.21 [3] (0:11.38)	0:11.83 [5] (0:11.83)
Average Speed [km/h]	53.0	68.4	67.1	63.5	60.9
Top Speed [km/h]	68.8	69.9	67.4	65.3	62.7
Avg. Dist. to Rail [m]	4.7	0.5	1.6	4.6	5.7
Avg. Stride Freq. [Hz]	2.4	2.4	2.4	2.3	2.3
Avg. Stride Length [m]	6.8	8.0	7.8	7.5	7.4



- [ ] Ranking at each section and finish
- .-.- No data available at this section
- NA No data available



Horse/Jockey Name	Asambe
Final Rank	7
Fastest Section Time (Section)	0:10.43 (800m)
Top Speed [km/h] (Section)	70.0 (800m)
Race State	Finished



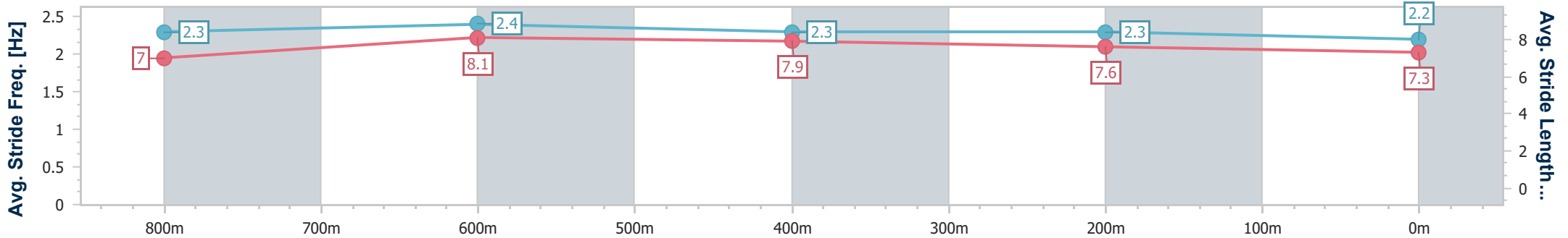
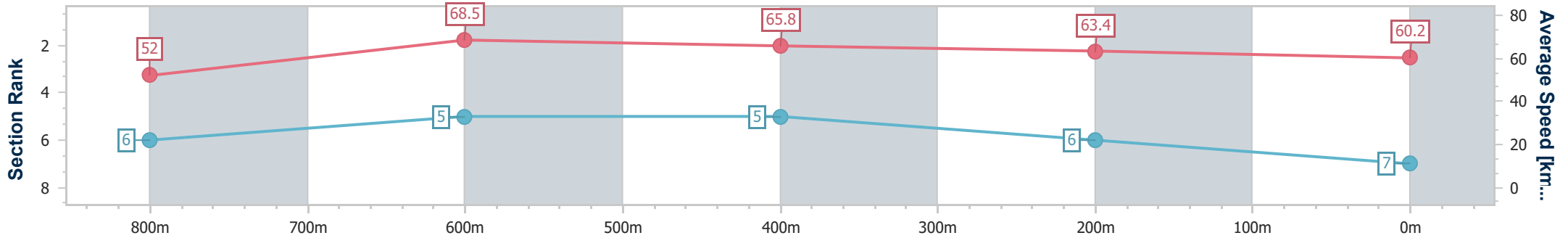
**Aquis Park Gold Coast QLD Professional**  
**Race 1: 90.9 SeaFM GC's #1 HIT Music Show Colts, Geldings and Entires Maiden Handicap - 1000m**



02 November 2024 - 13:30

Track Rating: Soft 5, Weather: Fine, Rail Position: +5m 900m-W/Post

Section	Overall	800m	600m	400m	200m
Section Times	0:58.49 [7] (0:13.91)	0:44.58 [6] (0:10.43)	0:34.15 [5] (0:10.88)	0:23.27 [5] (0:11.35)	0:11.92 [6] (0:11.92)
Average Speed [km/h]	52.0	68.5	65.8	63.4	60.2
Top Speed [km/h]	67.7	70.0	67.6	64.4	63.8
Avg. Dist. to Rail [m]	3.2	1.0	1.5	0.4	0.8
Avg. Stride Freq. [Hz]	2.3	2.4	2.3	2.3	2.2
Avg. Stride Length [m]	7.0	8.1	7.9	7.6	7.3



- [ ] Ranking at each section and finish
- .-.- No data available at this section
- NA No data available





**Aquis Park Gold Coast QLD Professional**  
**Race 2: 90.9 SEA FM's BRONTE & LAKEY FOR BREAKFAST Fillies and Mares Maiden Handicap - 1000m**  
**02 November 2024 - 14:14**



Track Rating: Soft 5, Weather: Fine, Rail Position: +5m 900m-W/Post

Section											Last 600m	
Field Times		Overall	800m	600m	400m	200m						0:33.58
		0:57.52 (0:13.13)	0:44.39 (0:10.81)	0:33.58 (0:11.04)	0:22.54 (0:11.13)	0:11.41 (0:11.41)						
Rank	TAB Horse/Jockey	Barrier	Top Speed [km/h]	Fastest Section	Overall	800m	600m	400m	200m	Margin	Last 600m	Distance Travelled [m]
1	9 <b>BANK BOOK</b> Rob Thorburn	6	69.3	0:10.81	0:57.52 [1] (0:13.13)	0:44.39 [1] (0:10.81)	0:33.58 [1] (0:11.04)	0:22.54 [1] (0:11.13)	0:11.41 [1] (0:11.41)	0:57.52	0:33.58	
2	4 <b>CAPITAL BEAUTY</b> Michael Cahill	3	67.8	0:10.86	0:58.03 [2] (0:13.39)	0:44.64 [2] (0:10.86)	0:33.78 [3] (0:11.16)	0:22.62 [3] (0:11.16)	0:11.46 [3] (0:11.46)	3L	0:33.78	+3
3	8 <b>AQUATEMPO</b> Kirk Matheson	4	68.2	0:10.81	0:58.07 [3] (0:13.39)	0:44.68 [2] (0:10.81)	0:33.87 [2] (0:11.17)	0:22.70 [2] (0:11.16)	0:11.54 [2] (0:11.54)	3.2L	0:33.87	+5
4	5 <b>CHAMPAGNE PROBLEMS</b> Casey Waddell	7	67.3	0:10.97	0:58.14 [4] (0:13.69)	0:44.45 [5] (0:10.97)	0:33.48 [6] (0:10.99)	0:22.49 [5] (0:11.14)	0:11.35 [5] (0:11.35)	3.5L	0:33.48	+7
5	12 <b>DARE I SAY</b> Dale Smith	5	68.1	0:10.85	0:58.15 [5] (0:13.45)	0:44.70 [4] (0:10.85)	0:33.85 [4] (0:11.31)	0:22.54 [4] (0:11.09)	0:11.45 [4] (0:11.45)	3.6L	0:33.85	+7
6	3 <b>ARATIRI</b> Yvette Lewis	2	67.8	0:10.95	0:58.69 [6] (0:13.70)	0:44.99 [6] (0:10.95)	0:34.04 [5] (0:11.14)	0:22.90 [6] (0:11.39)	0:11.51 [6] (0:11.51)	6.6L	0:34.04	+3
7	7 <b>KINOSHITA</b> Brodie Moffat	8	66.6	0:11.06	0:58.79 [7] (0:13.90)	0:44.89 [7] (0:11.21)	0:33.68 [8] (0:11.06)	0:22.62 [7] (0:11.18)	0:11.44 [7] (0:11.44)	7.1L	0:33.68	+8
8	2 <b>BEGORRA</b> Corey Sutherland	1	67.3	0:11.02	0:58.92 [8] (0:13.93)	0:44.99 [8] (0:11.02)	0:33.97 [7] (0:11.45)	0:22.52 [8] (0:11.18)	0:11.34 [8] (0:11.34)	7.9L	0:33.97	+5
9	10 <b>REMOMIA</b> Fiona Sandkuhl	9	66.4	0:11.08	0:59.32 [9] (0:14.20)	0:45.12 [9] (0:11.08)	0:34.04 [9] (0:11.18)	0:22.86 [9] (0:11.41)	0:11.45 [9] (0:11.45)	10.2L	0:34.04	+6

Scratched: Cheek To Cheek (#6), Board Member (#1), Honour Mission (#11)

[ ] Ranking at each section and finish  
 -:-:- No data available at this section  
 NA No data available

SCN Saddle cloth number  
 DNF Did not finish  
 DNT Did not track



Horse/Jockey Name	Bank Book
Final Rank	1
Fastest Section Time (Section)	0:10.81 (800m)
Top Speed [km/h] (Section)	69.3 (Overall)
Race State	Finished



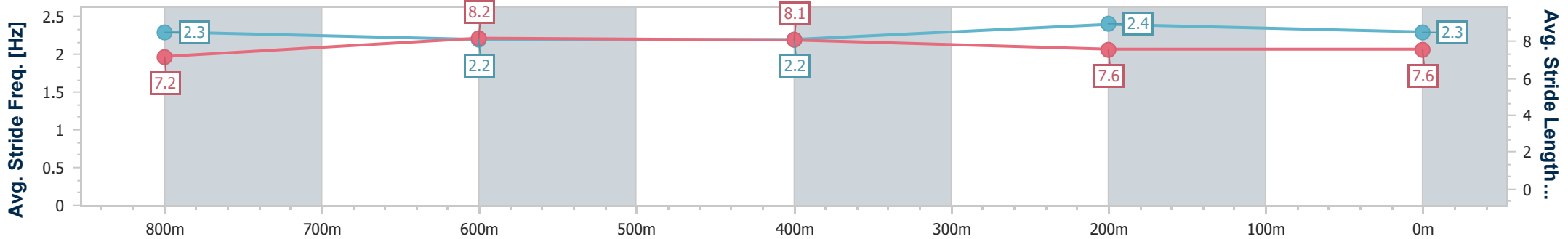
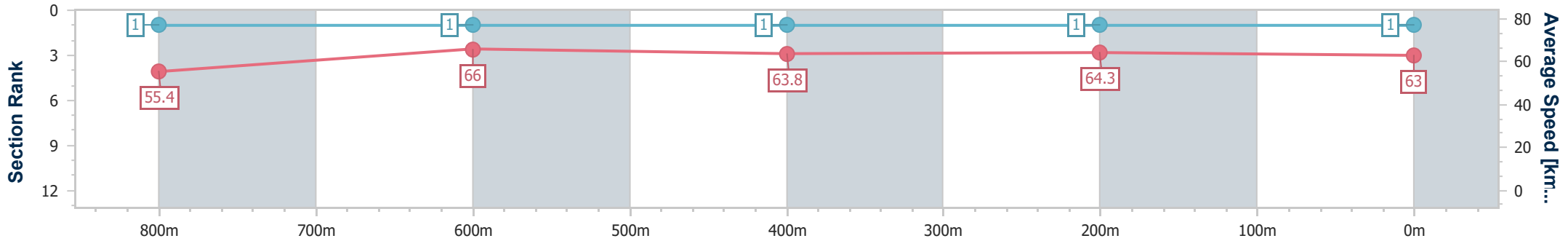
**Aquis Park Gold Coast QLD Professional**  
**Race 2: 90.9 SEA FM's BRONTE & LAKEY FOR BREAKFAST**  
**Fillies and Mares Maiden Handicap - 1000m**



02 November 2024 - 14:14

Track Rating: Soft 5, Weather: Fine, Rail Position: +5m 900m-  
W/Post

Section	Overall	800m	600m	400m	200m
Section Times	0:57.52 [1] (0:13.13)	0:44.39 [1] (0:10.81)	0:33.58 [1] (0:11.04)	0:22.54 [1] (0:11.13)	0:11.41 [1] (0:11.41)
Average Speed [km/h]	55.4	66.0	63.8	64.3	63.0
Top Speed [km/h]	69.3	68.1	64.4	65.9	65.4
Avg. Dist. to Rail [m]	6.3	2.2	4.2	1.5	0.5
Avg. Stride Freq. [Hz]	2.3	2.2	2.2	2.4	2.3
Avg. Stride Length [m]	7.2	8.2	8.1	7.6	7.6



- [ ] Ranking at each section and finish
- .-.- No data available at this section
- NA No data available



Horse/Jockey Name	Capital Beauty
Final Rank	2
Fastest Section Time (Section)	0:10.86 (800m)
Top Speed [km/h] (Section)	67.8 (Overall)
Race State	Finished



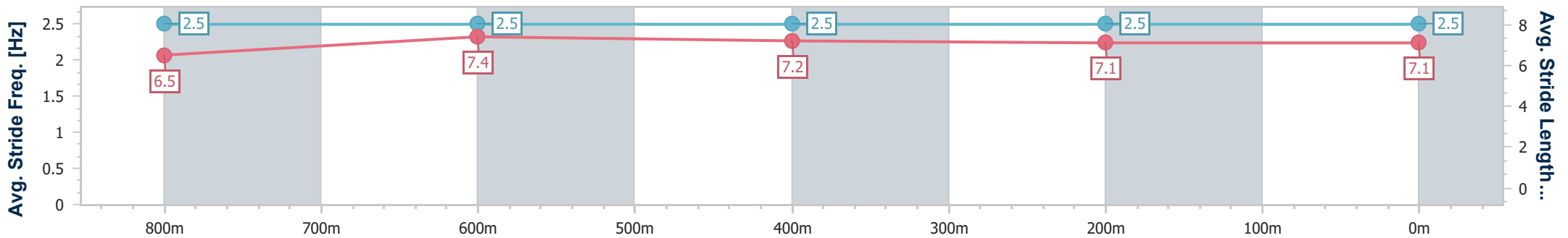
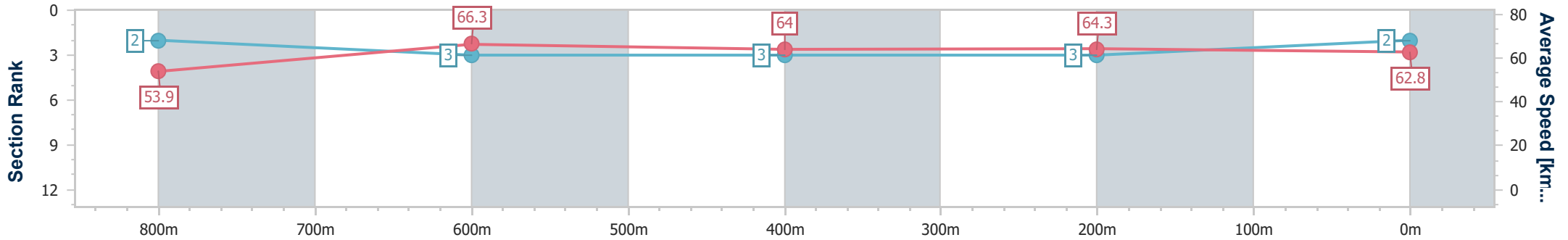
Aquis Park Gold Coast QLD Professional  
 Race 2: 90.9 SEA FM's BRONTE & LAKEY FOR BREAKFAST  
 Fillies and Mares Maiden Handicap - 1000m



02 November 2024 - 14:14

Track Rating: Soft 5, Weather: Fine, Rail Position: +5m 900m-  
 W/Post

Section	Overall	800m	600m	400m	200m
Section Times	0:58.03 [2] (0:13.39)	0:44.64 [2] (0:10.86)	0:33.78 [3] (0:11.16)	0:22.62 [3] (0:11.16)	0:11.46 [3] (0:11.46)
Average Speed [km/h]	53.9	66.3	64.0	64.3	62.8
Top Speed [km/h]	67.8	67.8	65.4	65.3	64.7
Avg. Dist. to Rail [m]	3.7	0.9	2.0	1.3	2.0
Avg. Stride Freq. [Hz]	2.5	2.5	2.5	2.5	2.5
Avg. Stride Length [m]	6.5	7.4	7.2	7.1	7.1



- [ ] Ranking at each section and finish
- .-.- No data available at this section
- NA No data available



Horse/Jockey Name	Aquatego
Final Rank	3
Fastest Section Time (Section)	0:10.81 (800m)
Top Speed [km/h] (Section)	68.2 (800m)
Race State	Finished



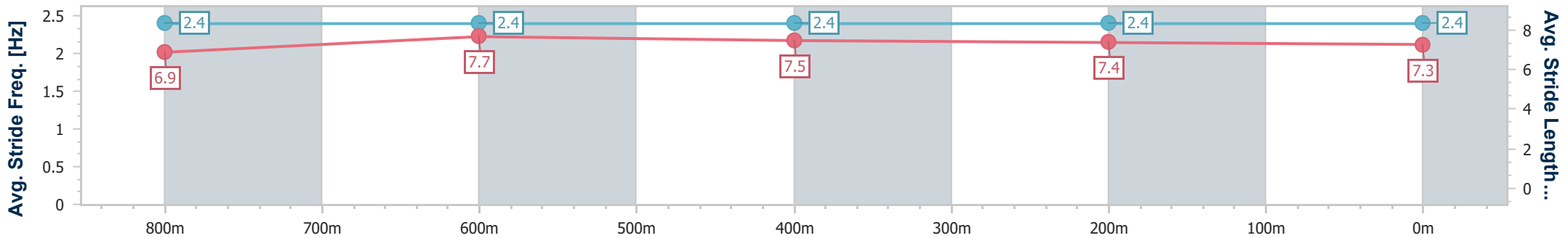
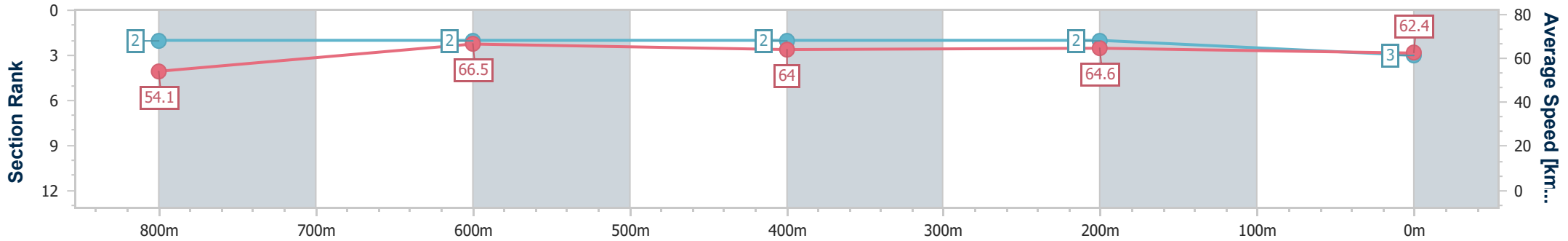
**Aquis Park Gold Coast QLD Professional**  
**Race 2: 90.9 SEA FM's BRONTE & LAKEY FOR BREAKFAST**  
**Fillies and Mares Maiden Handicap - 1000m**



02 November 2024 - 14:14

Track Rating: Soft 5, Weather: Fine, Rail Position: +5m 900m-  
W/Post

Section	Overall	800m	600m	400m	200m
Section Times	0:58.07 [3] (0:13.39)	0:44.68 [2] (0:10.81)	0:33.87 [2] (0:11.17)	0:22.70 [2] (0:11.16)	0:11.54 [2] (0:11.54)
Average Speed [km/h]	54.1	66.5	64.0	64.6	62.4
Top Speed [km/h]	66.9	68.2	66.3	65.7	64.7
Avg. Dist. to Rail [m]	4.5	0.4	1.0	2.8	4.5
Avg. Stride Freq. [Hz]	2.4	2.4	2.4	2.4	2.4
Avg. Stride Length [m]	6.9	7.7	7.5	7.4	7.3



- [ ] Ranking at each section and finish
- .-.- No data available at this section
- NA No data available



Horse/Jockey Name	Champagne Problems
Final Rank	4
Fastest Section Time (Section)	0:10.97 (800m)
Top Speed [km/h] (Section)	67.3 (800m)
Race State	Finished



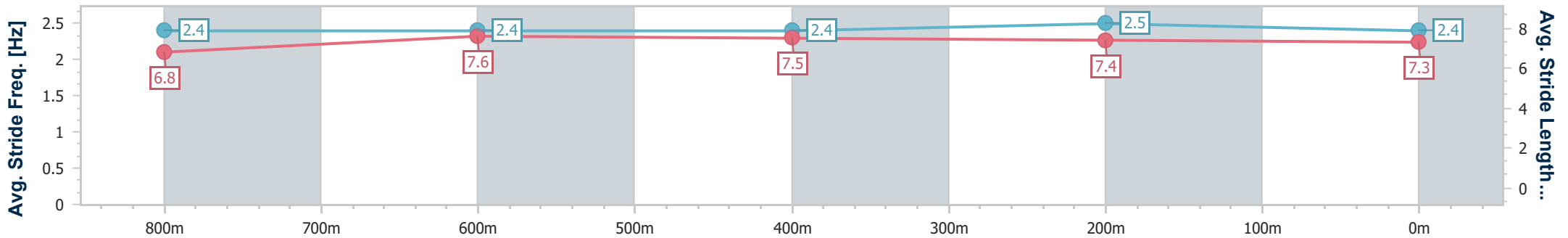
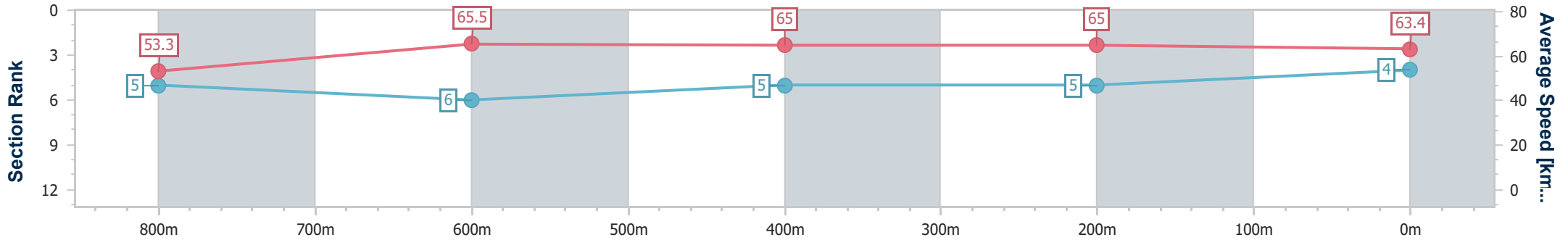
**Aquis Park Gold Coast QLD Professional**  
**Race 2: 90.9 SEA FM's BRONTE & LAKEY FOR BREAKFAST**  
**Fillies and Mares Maiden Handicap - 1000m**



02 November 2024 - 14:14

Track Rating: Soft 5, Weather: Fine, Rail Position: +5m 900m-  
W/Post

Section	Overall	800m	600m	400m	200m
Section Times	0:58.14 [4] (0:13.69)	0:44.45 [5] (0:10.97)	0:33.48 [6] (0:10.99)	0:22.49 [5] (0:11.14)	0:11.35 [5] (0:11.35)
Average Speed [km/h]	53.3	65.5	65.0	65.0	63.4
Top Speed [km/h]	65.7	67.3	66.3	65.5	64.7
Avg. Dist. to Rail [m]	7.2	0.6	1.1	3.9	6.5
Avg. Stride Freq. [Hz]	2.4	2.4	2.4	2.5	2.4
Avg. Stride Length [m]	6.8	7.6	7.5	7.4	7.3



- [ ] Ranking at each section and finish
- .-.- No data available at this section
- NA No data available



Horse/Jockey Name	Dare I Say
Final Rank	5
Fastest Section Time (Section)	0:10.85 (800m)
Top Speed [km/h] (Section)	68.1 (800m)
Race State	Finished



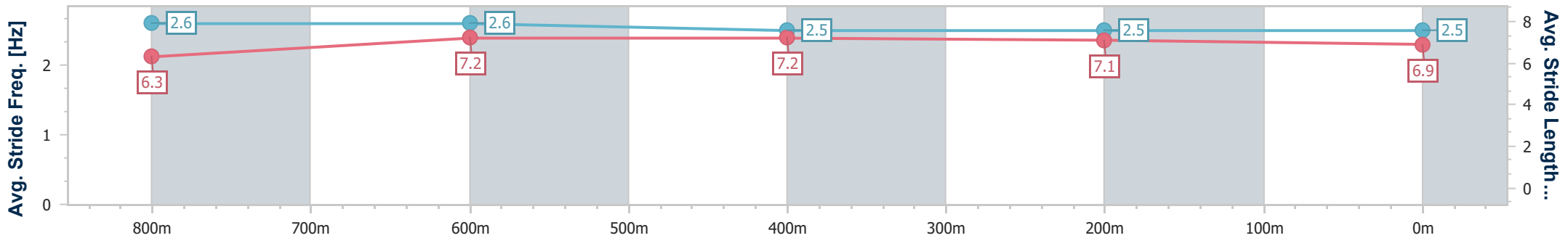
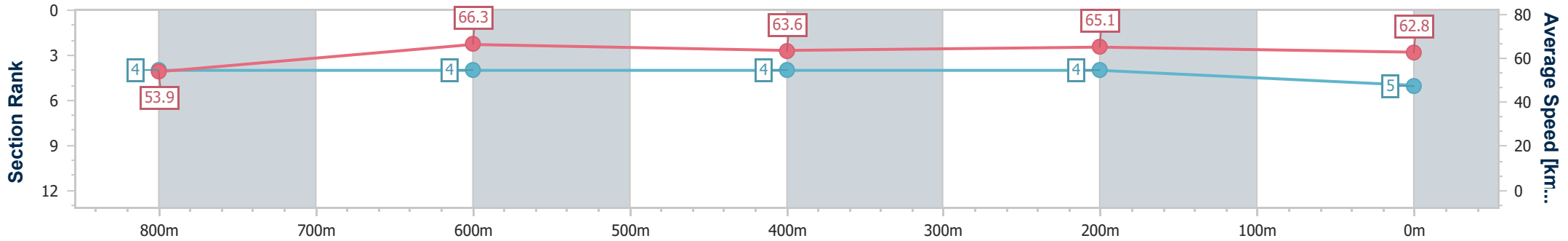
**Aquis Park Gold Coast QLD Professional**  
**Race 2: 90.9 SEA FM's BRONTE & LAKEY FOR BREAKFAST**  
**Fillies and Mares Maiden Handicap - 1000m**



02 November 2024 - 14:14

Track Rating: Soft 5, Weather: Fine, Rail Position: +5m 900m-  
W/Post

Section	Overall	800m	600m	400m	200m
Section Times	0:58.15 [5] (0:13.45)	0:44.70 [4] (0:10.85)	0:33.85 [4] (0:11.31)	0:22.54 [4] (0:11.09)	0:11.45 [4] (0:11.45)
Average Speed [km/h]	53.9	66.3	63.6	65.1	62.8
Top Speed [km/h]	67.1	68.1	65.8	66.1	64.9
Avg. Dist. to Rail [m]	4.9	0.5	0.8	4.2	7.1
Avg. Stride Freq. [Hz]	2.6	2.6	2.5	2.5	2.5
Avg. Stride Length [m]	6.3	7.2	7.2	7.1	6.9



- [ ] Ranking at each section and finish
- .-.- No data available at this section
- NA No data available



Horse/Jockey Name	Aratiri
Final Rank	6
Fastest Section Time (Section)	0:10.95 (800m)
Top Speed [km/h] (Section)	67.8 (800m)
Race State	Finished



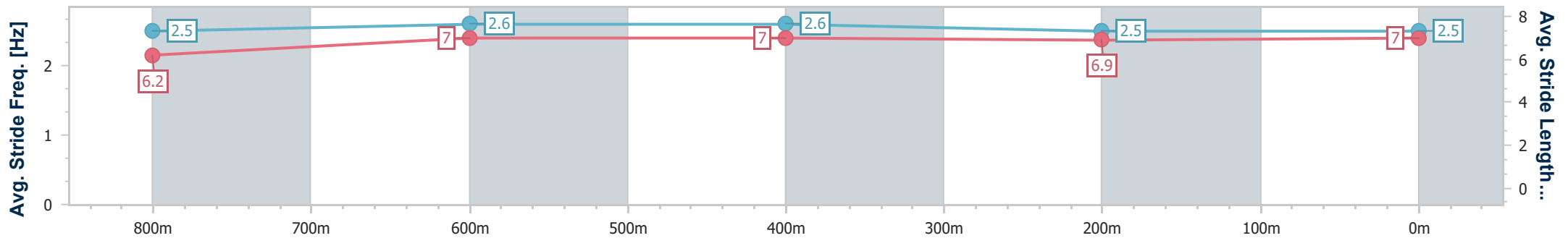
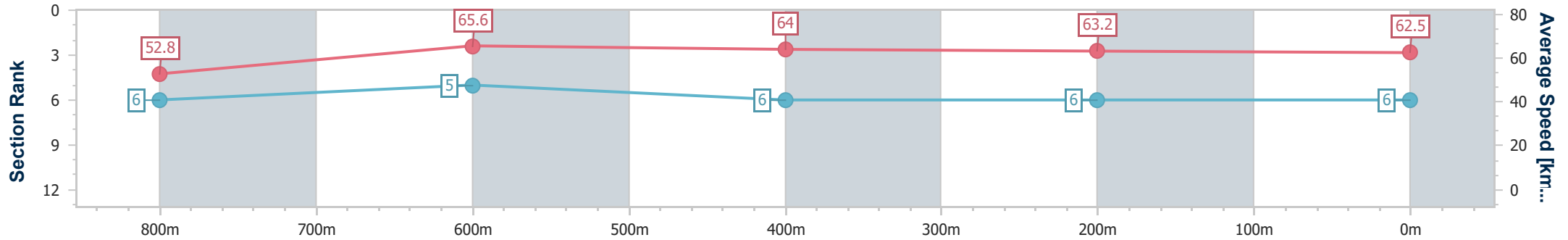
**Aquis Park Gold Coast QLD Professional**  
**Race 2: 90.9 SEA FM's BRONTE & LAKEY FOR BREAKFAST**  
**Fillies and Mares Maiden Handicap - 1000m**



02 November 2024 - 14:14

Track Rating: Soft 5, Weather: Fine, Rail Position: +5m 900m-  
W/Post

Section	Overall	800m	600m	400m	200m
Section Times	0:58.69 [6] (0:13.70)	0:44.99 [6] (0:10.95)	0:34.04 [5] (0:11.14)	0:22.90 [6] (0:11.39)	0:11.51 [6] (0:11.51)
Average Speed [km/h]	52.8	65.6	64.0	63.2	62.5
Top Speed [km/h]	67.0	67.8	64.7	65.1	63.7
Avg. Dist. to Rail [m]	3.4	0.5	1.8	1.1	0.8
Avg. Stride Freq. [Hz]	2.5	2.6	2.6	2.5	2.5
Avg. Stride Length [m]	6.2	7.0	7.0	6.9	7.0



- [ ] Ranking at each section and finish
- .-.- No data available at this section
- NA No data available



Horse/Jockey Name	Kinoshita
Final Rank	7
Fastest Section Time (Section)	0:11.06 (600m)
Top Speed [km/h] (Section)	66.6 (800m)
Race State	Finished



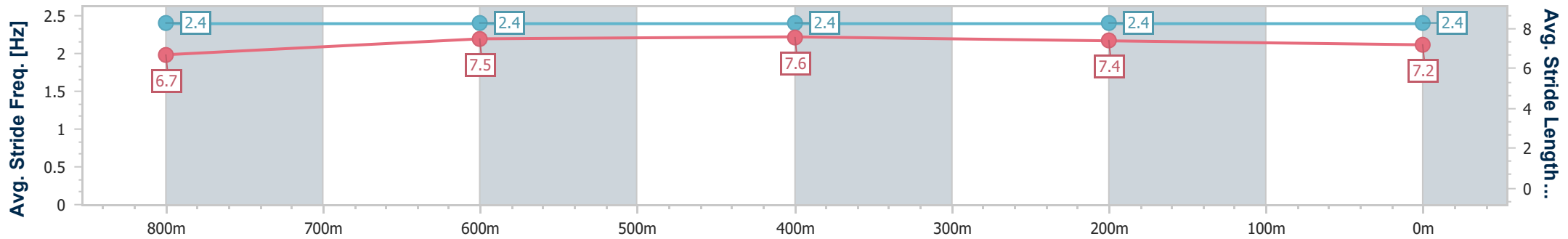
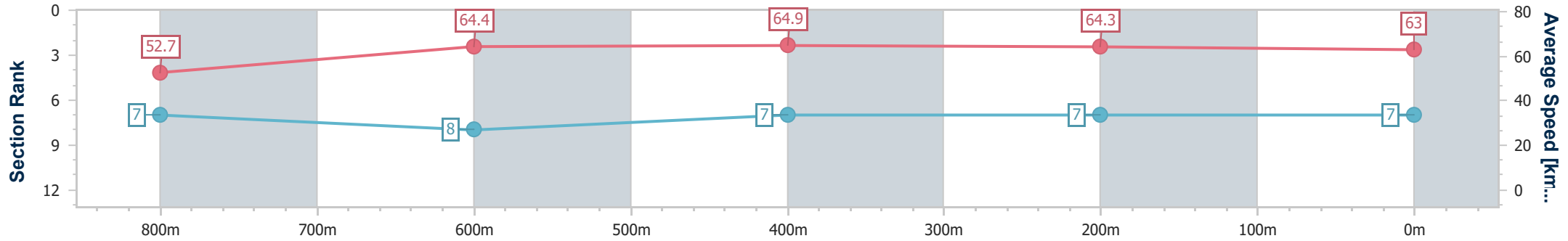
**Aquis Park Gold Coast QLD Professional**  
**Race 2: 90.9 SEA FM's BRONTE & LAKEY FOR BREAKFAST**  
**Fillies and Mares Maiden Handicap - 1000m**



02 November 2024 - 14:14

Track Rating: Soft 5, Weather: Fine, Rail Position: +5m 900m-  
W/Post

Section	Overall	800m	600m	400m	200m
Section Times	0:58.79 [7] (0:13.90)	0:44.89 [7] (0:11.21)	0:33.68 [8] (0:11.06)	0:22.62 [7] (0:11.18)	0:11.44 [7] (0:11.44)
Average Speed [km/h]	52.7	64.4	64.9	64.3	63.0
Top Speed [km/h]	65.7	66.6	65.6	65.5	64.4
Avg. Dist. to Rail [m]	8.6	0.8	0.9	0.9	1.2
Avg. Stride Freq. [Hz]	2.4	2.4	2.4	2.4	2.4
Avg. Stride Length [m]	6.7	7.5	7.6	7.4	7.2



- [ ] Ranking at each section and finish
- .-.- No data available at this section
- NA No data available





Horse/Jockey Name	Begorra
Final Rank	8
Fastest Section Time (Section)	0:11.02 (800m)
Top Speed [km/h] (Section)	67.3 (Overall)
Race State	Finished



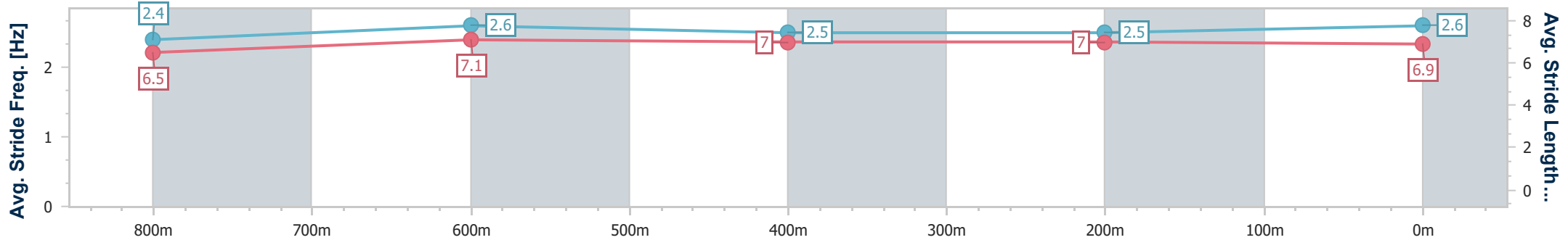
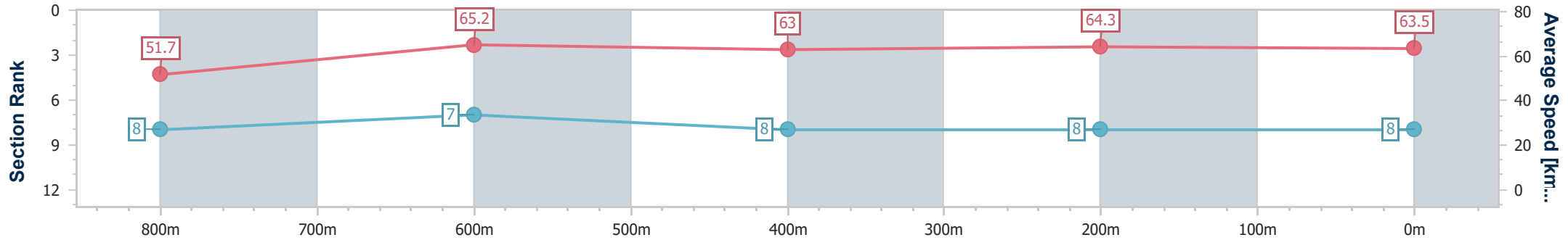
**Aquis Park Gold Coast QLD Professional**  
**Race 2: 90.9 SEA FM's BRONTE & LAKEY FOR BREAKFAST**  
**Fillies and Mares Maiden Handicap - 1000m**



02 November 2024 - 14:14

Track Rating: Soft 5, Weather: Fine, Rail Position: +5m 900m-  
W/Post

Section	Overall	800m	600m	400m	200m
Section Times	0:58.92 [8] (0:13.93)	0:44.99 [8] (0:11.02)	0:33.97 [7] (0:11.45)	0:22.52 [8] (0:11.18)	0:11.34 [8] (0:11.34)
Average Speed [km/h]	51.7	65.2	63.0	64.3	63.5
Top Speed [km/h]	67.3	66.9	64.1	65.3	64.8
Avg. Dist. to Rail [m]	2.7	0.7	0.7	0.8	0.9
Avg. Stride Freq. [Hz]	2.4	2.6	2.5	2.5	2.6
Avg. Stride Length [m]	6.5	7.1	7.0	7.0	6.9



- [ ] Ranking at each section and finish
- .-.- No data available at this section
- NA No data available



Horse/Jockey Name	Remomia
Final Rank	9
Fastest Section Time (Section)	0:11.08 (800m)
Top Speed [km/h] (Section)	66.4 (800m)
Race State	Finished



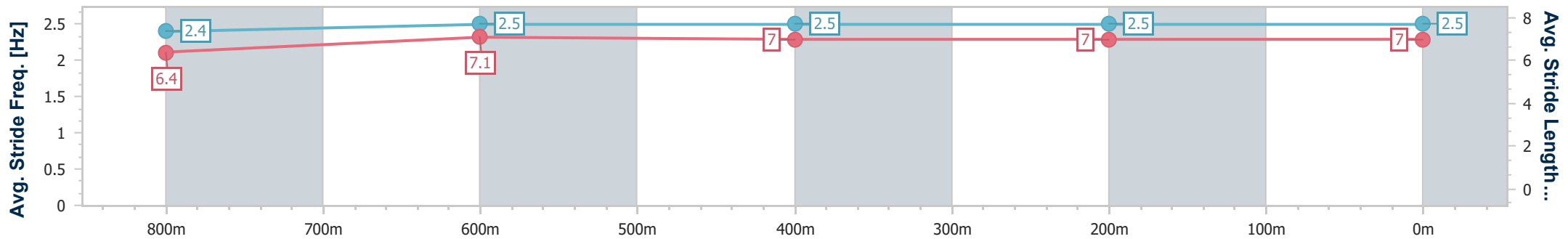
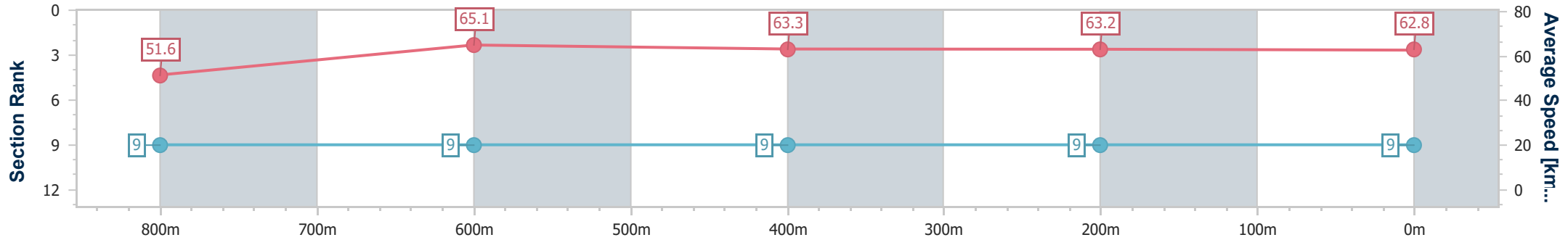
**Aquis Park Gold Coast QLD Professional**  
**Race 2: 90.9 SEA FM's BRONTE & LAKEY FOR BREAKFAST**  
**Fillies and Mares Maiden Handicap - 1000m**



02 November 2024 - 14:14

Track Rating: Soft 5, Weather: Fine, Rail Position: +5m 900m-  
W/Post

Section	Overall	800m	600m	400m	200m
Section Times	0:59.32 [9] (0:14.20)	0:45.12 [9] (0:11.08)	0:34.04 [9] (0:11.18)	0:22.86 [9] (0:11.41)	0:11.45 [9] (0:11.45)
Average Speed [km/h]	51.6	65.1	63.3	63.2	62.8
Top Speed [km/h]	64.6	66.4	64.8	65.1	63.9
Avg. Dist. to Rail [m]	9.4	0.9	2.1	1.7	3.8
Avg. Stride Freq. [Hz]	2.4	2.5	2.5	2.5	2.5
Avg. Stride Length [m]	6.4	7.1	7.0	7.0	7.0



- [ ] Ranking at each section and finish
- .-.- No data available at this section
- NA No data available



**Aquis Park Gold Coast QLD Professional**  
**Race 3: 90.9 SEA FM's 10K ALPHA BUCKS QTIS Three-Years-Old Maiden**  
**Handicap - 1400m**  
**02 November 2024 - 14:50**



Track Rating: Soft 5, Weather: Fine, Rail Position: +5m 900m-W/Post

Section		Overall	1200m	1000m	800m	600m	400m	Last 600m				
Field Times		1:24.26 (0:13.59)	1:10.67 (0:11.36)	0:59.31 (0:11.41)	0:47.90 (0:12.10)	0:35.80 (0:12.10)	0:23.70 (0:12.06)	0:35.80				
Rank	TAB Horse/Jockey	Barrier	Top Speed [km/h]	Fastest Section							Distance Travelled [m]	
1	7 <b>AIN'T TELLIN</b> Kirk Matheson	6	65.1 Overall	0:11.35 1200m	1:24.26 [1] (0:14.05)	1:10.21 [8] (0:11.35)	0:58.86 [7] (0:11.70)	0:47.16 [6] (0:11.90)	0:35.26 [7] (0:11.85)	0:23.41 [5] (0:11.77)	0:35.26	
2	10 <b>HERE'S TO POWER</b> Yvette Lewis	9	64.7 400m	0:11.48 1200m	1:24.46 [2] (0:14.22)	1:10.24 [9] (0:11.48)	0:58.76 [9] (0:11.76)	0:47.00 [9] (0:11.82)	0:35.18 [9] (0:11.82)	0:23.36 [8] (0:11.53)	0:35.18	+1
3	1 <b>MISHANI REACTOR</b> Rikki Jamieson	5	65.7 1200m	0:11.15 1200m	1:24.73 [3] (0:13.88)	1:10.85 [5] (0:11.15)	0:59.70 [3] (0:11.33)	0:48.37 [1] (0:12.10)	0:36.27 [1] (0:12.10)	0:24.17 [1] (0:12.09)	0:36.27	-1
4	6 <b>WIMOWEH</b> Jai Williams	3	66.3 Overall	0:11.42 1200m	1:24.80 [4] (0:13.59)	1:11.21 [1] (0:11.42)	0:59.79 [2] (0:11.79)	0:48.00 [3] (0:12.00)	0:36.00 [4] (0:11.90)	0:24.10 [3] (0:12.07)	0:36.00	+0
5	8 <b>BLACK ASSASSIN</b> Noriyuki Masuda	8	64.7 1200m	0:11.48 1200m	1:24.86 [5] (0:13.97)	1:10.89 [7] (0:11.48)	0:59.41 [8] (0:11.86)	0:47.55 [8] (0:11.61)	0:35.94 [6] (0:11.99)	0:23.95 [7] (0:11.74)	0:35.94	+5
6	5 <b>SAND 'N' POWER</b> Michael Cahill	1	65.8 Overall	0:11.35 1200m	1:25.11 [6] (0:13.60)	1:11.51 [2] (0:11.35)	1:00.16 [1] (0:11.77)	0:48.39 [2] (0:12.20)	0:36.19 [5] (0:11.95)	0:24.24 [6] (0:12.02)	0:36.19	-7
7	4 <b>RUNAWAY TYCOON</b> Paul Hammersley	4	65.5 Overall	0:11.52 1200m	1:25.22 [7] (0:13.67)	1:11.55 [3] (0:11.52)	1:00.03 [5] (0:11.71)	0:48.32 [5] (0:11.86)	0:36.46 [3] (0:11.92)	0:24.54 [2] (0:12.21)	0:36.46	+1
8	3 <b>VANILLA TWIST</b> Corey Sutherland	2	64.5 1200m	0:11.42 1200m	1:25.71 [8] (0:13.84)	1:11.87 [4] (0:11.42)	1:00.45 [6] (0:11.84)	0:48.61 [7] (0:12.07)	0:36.54 [8] (0:11.97)	0:24.57 [9] (0:12.07)	0:36.54	-4
9	9 <b>GOOD DAY MAE</b> Casey Waddell	10	66.3 1200m	0:11.15 1200m	1:26.96 [9] (0:13.96)	1:13.00 [6] (0:11.15)	1:01.85 [4] (0:11.73)	0:50.12 [4] (0:11.77)	0:38.35 [2] (0:12.15)	0:26.20 [4] (0:12.64)	0:38.35	+7

Scratched: Livin'dadream (#2)

[ ] Ranking at each section and finish  
 -:-:- No data available at this section  
 NA No data available

SCN Saddle cloth number  
 DNF Did not finish  
 DNT Did not track



**Aquis Park Gold Coast QLD Professional**  
**Race 3: 90.9 SEA FM's 10K ALPHA BUCKS QTIS Three-Years-Old Maiden**  
**Handicap - 1400m**  
**02 November 2024 - 14:50**



Track Rating: Soft 5, Weather: Fine, Rail Position: +5m 900m-W/Post

Section				200m				Last 600m		
Field Times				0:11.64 (0:11.64)				0:35.80		
Rank	TAB	Horse/Jockey	Barrier	Top Speed [km/h]	Fastest Section	Margin			Distance Travelled [m]	
1	7	<b>AIN'T TELLIN</b> Kirk Matheson	6	65.1 Overall	0:11.35 1200m	0:11.64 [1] (0:11.64)	1:24.26		0:35.26	
2	10	<b>HERE'S TO POWER</b> Yvette Lewis	9	64.7 400m	0:11.48 1200m	0:11.83 [2] (0:11.83)	1L		0:35.18	+1
3	1	<b>MISHANI REACTOR</b> Rikki Jamieson	5	65.7 1200m	0:11.15 1200m	0:12.08 [3] (0:12.08)	2.5L		0:36.27	-1
4	6	<b>WIMOWEH</b> Jai Williams	3	66.3 Overall	0:11.42 1200m	0:12.03 [5] (0:12.03)	2.9L		0:36.00	+0
5	8	<b>BLACK ASSASSIN</b> Noriyuki Masuda	8	64.7 1200m	0:11.48 1200m	0:12.21 [4] (0:12.21)	3.1L		0:35.94	+5
6	5	<b>SAND 'N' POWER</b> Michael Cahill	1	65.8 Overall	0:11.35 1200m	0:12.22 [7] (0:12.22)	4.6L		0:36.19	-7
7	4	<b>RUNAWAY TYCOON</b> Paul Hammersley	4	65.5 Overall	0:11.52 1200m	0:12.33 [6] (0:12.33)	5.1L		0:36.46	+1
8	3	<b>VANILLA TWIST</b> Corey Sutherland	2	64.5 1200m	0:11.42 1200m	0:12.50 [8] (0:12.50)	7.9L		0:36.54	-4
9	9	<b>GOOD DAY MAE</b> Casey Waddell	10	66.3 1200m	0:11.15 1200m	0:13.56 [9] (0:13.56)	15.2L		0:38.35	+7

Scratched: Livin'dadream (#2)

[ ] Ranking at each section and finish  
 -:-:- No data available at this section  
 NA No data available

SCN Saddle cloth number  
 DNF Did not finish  
 DNT Did not track



Horse/Jockey Name	Ain't Tellin
Final Rank	1
Fastest Section Time (Section)	0:11.35 (1200m)
Top Speed [km/h] (Section)	65.1 (Overall)
Race State	Finished



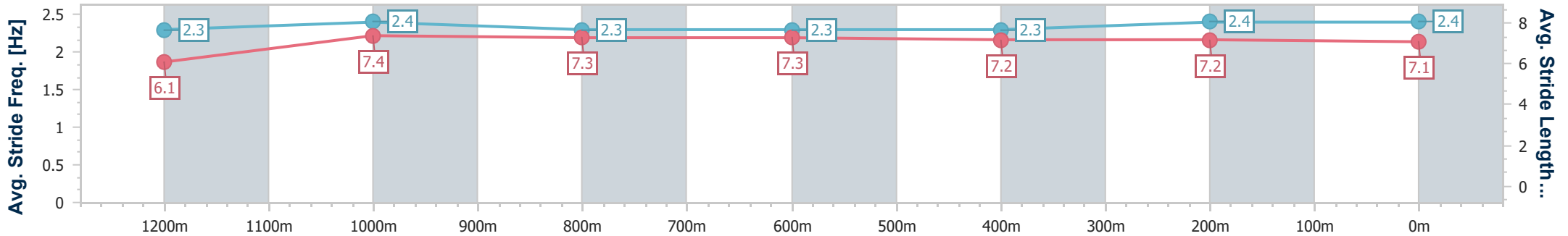
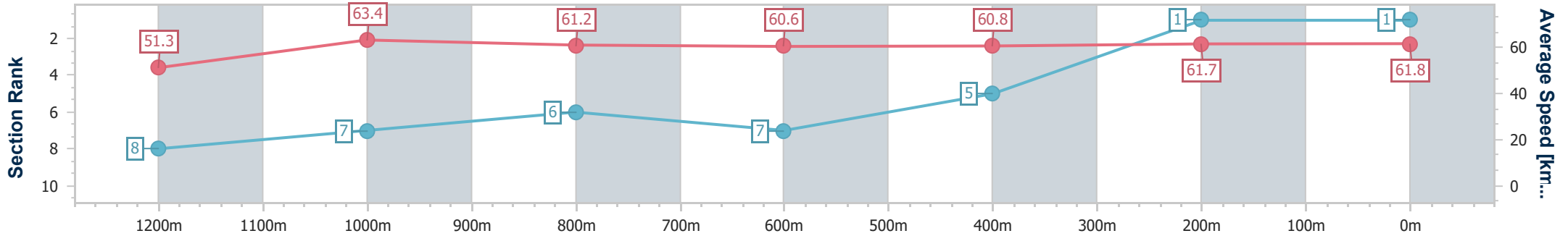
Aquis Park Gold Coast QLD Professional  
 Race 3: 90.9 SEA FM's 10K ALPHA BUCKS QTIS Three-Years-Old Maiden Handicap - 1400m



02 November 2024 - 14:50

Track Rating: Soft 5, Weather: Fine, Rail Position: +5m 900m-W/Post

Section	Overall	1200m	1000m	800m	600m	400m	200m
Section Times	1:24.26 [1] (0:14.05)	1:10.21 [8] (0:11.35)	0:58.86 [7] (0:11.70)	0:47.16 [6] (0:11.90)	0:35.26 [7] (0:11.85)	0:23.41 [5] (0:11.77)	0:11.64 [1] (0:11.64)
Average Speed [km/h]	51.3	63.4	61.2	60.6	60.8	61.7	61.8
Top Speed [km/h]	65.1	64.2	62.6	62.8	62.5	63.0	63.3
Avg. Dist. to Rail [m]	4.9	0.3	0.9	0.4	0.6	4.8	6.8
Avg. Stride Freq. [Hz]	2.3	2.4	2.3	2.3	2.3	2.4	2.4
Avg. Stride Length [m]	6.1	7.4	7.3	7.3	7.2	7.2	7.1



- [ ] Ranking at each section and finish
- .-.- No data available at this section
- NA No data available



Horse/Jockey Name	Here's To Power
Final Rank	2
Fastest Section Time (Section)	0:11.48 (1200m)
Top Speed [km/h] (Section)	64.7 (400m)
Race State	Finished



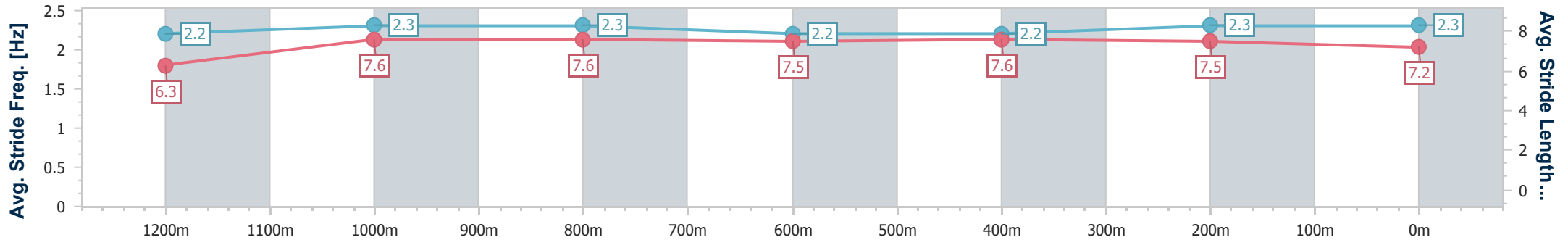
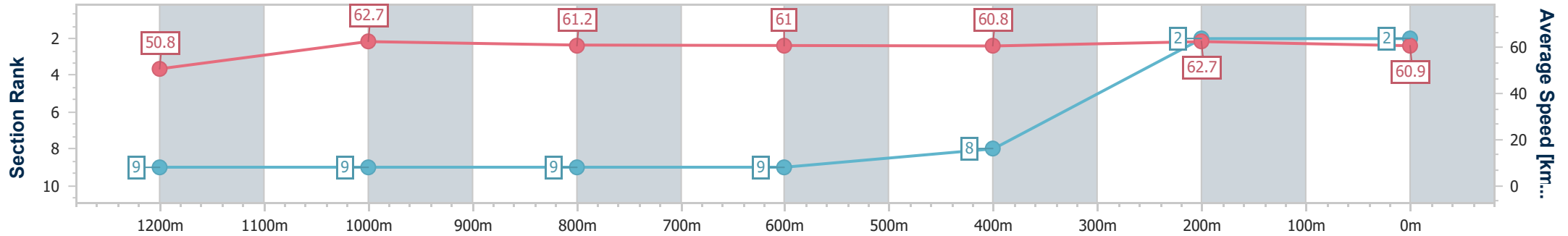
**Aquis Park Gold Coast QLD Professional**  
**Race 3: 90.9 SEA FM's 10K ALPHA BUCKS QTIS Three-Years-Old Maiden Handicap - 1400m**



02 November 2024 - 14:50

Track Rating: Soft 5, Weather: Fine, Rail Position: +5m 900m-W/Post

Section	Overall	1200m	1000m	800m	600m	400m	200m
Section Times	1:24.46 [2] (0:14.22)	1:10.24 [9] (0:11.48)	0:58.76 [9] (0:11.76)	0:47.00 [9] (0:11.82)	0:35.18 [9] (0:11.82)	0:23.36 [8] (0:11.53)	0:11.83 [2] (0:11.83)
Average Speed [km/h]	50.8	62.7	61.2	61.0	60.8	62.7	60.9
Top Speed [km/h]	63.7	64.1	62.6	63.0	61.9	64.7	62.6
Avg. Dist. to Rail [m]	6.6	1.2	0.5	0.4	0.5	4.2	5.8
Avg. Stride Freq. [Hz]	2.2	2.3	2.3	2.2	2.2	2.3	2.3
Avg. Stride Length [m]	6.3	7.6	7.6	7.5	7.6	7.5	7.2



- [ ] Ranking at each section and finish
- .-.- No data available at this section
- NA No data available



Horse/Jockey Name	Mishani Reactor
Final Rank	3
Fastest Section Time (Section)	0:11.15 (1200m)
Top Speed [km/h] (Section)	65.7 (1200m)
Race State	Finished



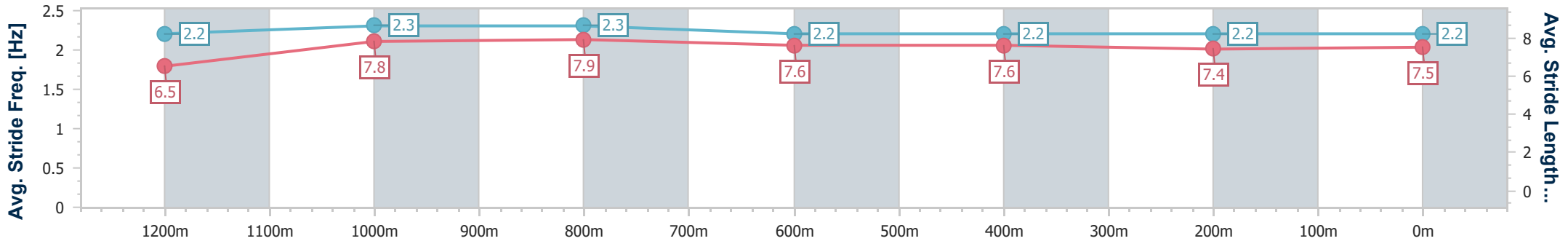
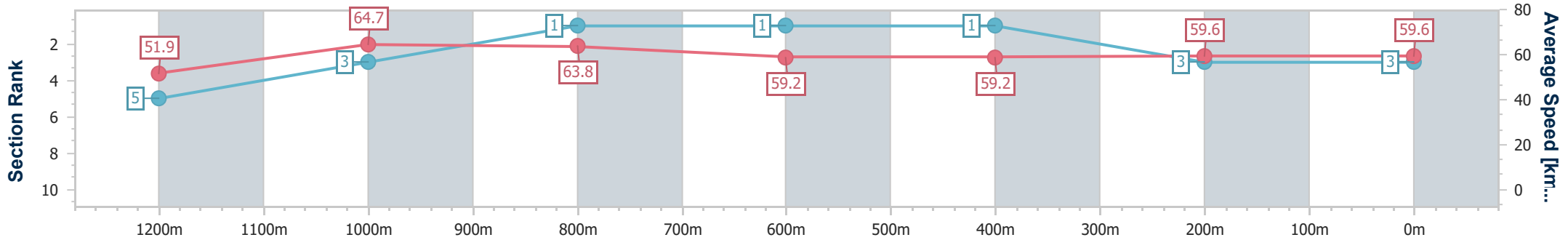
Aquis Park Gold Coast QLD Professional  
 Race 3: 90.9 SEA FM's 10K ALPHA BUCKS QTIS Three-Years-Old Maiden Handicap - 1400m



02 November 2024 - 14:50

Track Rating: Soft 5, Weather: Fine, Rail Position: +5m 900m-W/Post

Section	Overall	1200m	1000m	800m	600m	400m	200m
Section Times	1:24.73 [3] (0:13.88)	1:10.85 [5] (0:11.15)	0:59.70 [3] (0:11.33)	0:48.37 [1] (0:12.10)	0:36.27 [1] (0:12.10)	0:24.17 [1] (0:12.09)	0:12.08 [3] (0:12.08)
Average Speed [km/h]	51.9	64.7	63.8	59.2	59.2	59.6	59.6
Top Speed [km/h]	64.4	65.7	64.7	62.3	60.4	60.8	60.3
Avg. Dist. to Rail [m]	6.3	2.7	0.9	0.5	0.9	0.1	0.4
Avg. Stride Freq. [Hz]	2.2	2.3	2.3	2.2	2.2	2.2	2.2
Avg. Stride Length [m]	6.5	7.8	7.9	7.6	7.6	7.4	7.5



- [ ] Ranking at each section and finish
- .-.- No data available at this section
- NA No data available



Horse/Jockey Name	Wimoweh
Final Rank	4
Fastest Section Time (Section)	0:11.42 (1200m)
Top Speed [km/h] (Section)	66.3 (Overall)
Race State	Finished



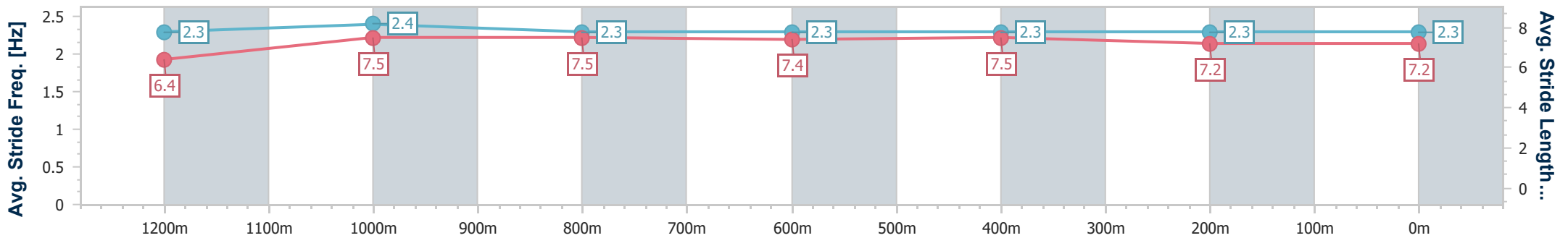
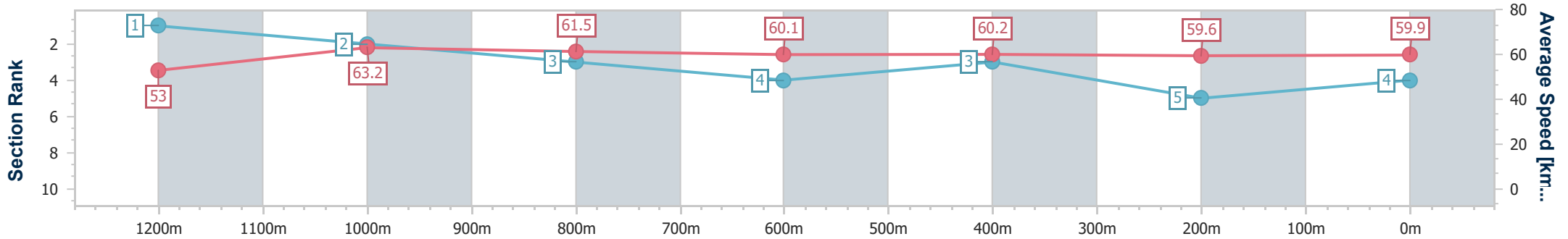
**Aquis Park Gold Coast QLD Professional**  
**Race 3: 90.9 SEA FM's 10K ALPHA BUCKS QTIS Three-Years-Old Maiden Handicap - 1400m**



02 November 2024 - 14:50

Track Rating: Soft 5, Weather: Fine, Rail Position: +5m 900m-W/Post

Section	Overall	1200m	1000m	800m	600m	400m	200m
Section Times	1:24.80 [4] (0:13.59)	1:11.21 [1] (0:11.42)	0:59.79 [2] (0:11.79)	0:48.00 [3] (0:12.00)	0:36.00 [4] (0:11.90)	0:24.10 [3] (0:12.07)	0:12.03 [5] (0:12.03)
Average Speed [km/h]	53.0	63.2	61.5	60.1	60.2	59.6	59.9
Top Speed [km/h]	66.3	64.9	62.6	61.5	61.4	60.9	60.6
Avg. Dist. to Rail [m]	4.7	1.5	1.0	0.8	0.6	0.7	2.0
Avg. Stride Freq. [Hz]	2.3	2.4	2.3	2.3	2.3	2.3	2.3
Avg. Stride Length [m]	6.4	7.5	7.5	7.4	7.5	7.2	7.2



- [ ] Ranking at each section and finish
- .-.- No data available at this section
- NA No data available





Horse/Jockey Name	Black Assassin
Final Rank	5
Fastest Section Time (Section)	0:11.48 (1200m)
Top Speed [km/h] (Section)	64.7 (1200m)
Race State	Finished



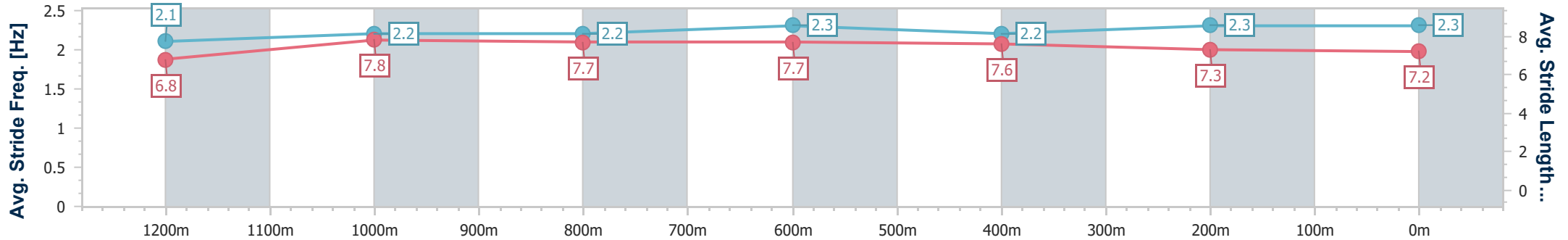
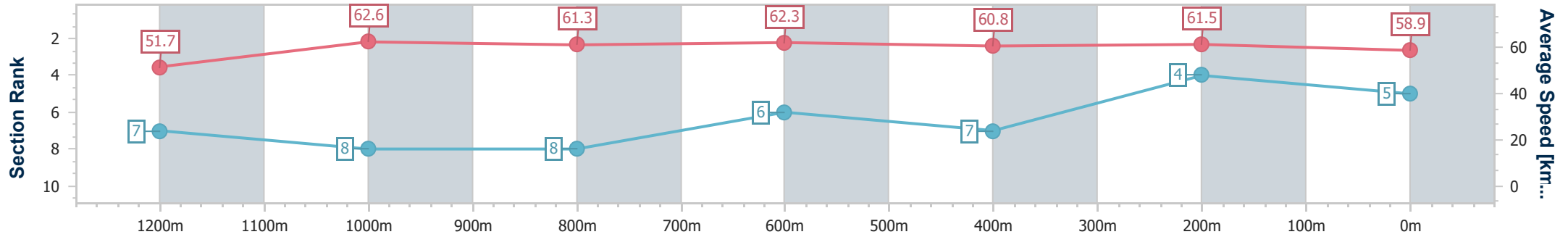
Aquis Park Gold Coast QLD Professional  
 Race 3: 90.9 SEA FM's 10K ALPHA BUCKS QTIS Three-Years-  
 Old Maiden Handicap - 1400m



02 November 2024 - 14:50

Track Rating: Soft 5, Weather: Fine, Rail Position: +5m 900m-  
 W/Post

Section	Overall	1200m	1000m	800m	600m	400m	200m
Section Times	1:24.86 [5] (0:13.97)	1:10.89 [7] (0:11.48)	0:59.41 [8] (0:11.86)	0:47.55 [8] (0:11.61)	0:35.94 [6] (0:11.99)	0:23.95 [7] (0:11.74)	0:12.21 [4] (0:12.21)
Average Speed [km/h]	51.7	62.6	61.3	62.3	60.8	61.5	58.9
Top Speed [km/h]	64.6	64.7	62.2	63.9	62.1	62.7	60.5
Avg. Dist. to Rail [m]	6.4	1.7	1.2	2.0	1.8	3.7	5.1
Avg. Stride Freq. [Hz]	2.1	2.2	2.2	2.3	2.2	2.3	2.3
Avg. Stride Length [m]	6.8	7.8	7.7	7.7	7.6	7.3	7.2



- [ ] Ranking at each section and finish
- .-.- No data available at this section
- NA No data available



Horse/Jockey Name	Sand 'N' Power
Final Rank	6
Fastest Section Time (Section)	0:11.35 (1200m)
Top Speed [km/h] (Section)	65.8 (Overall)
Race State	Finished



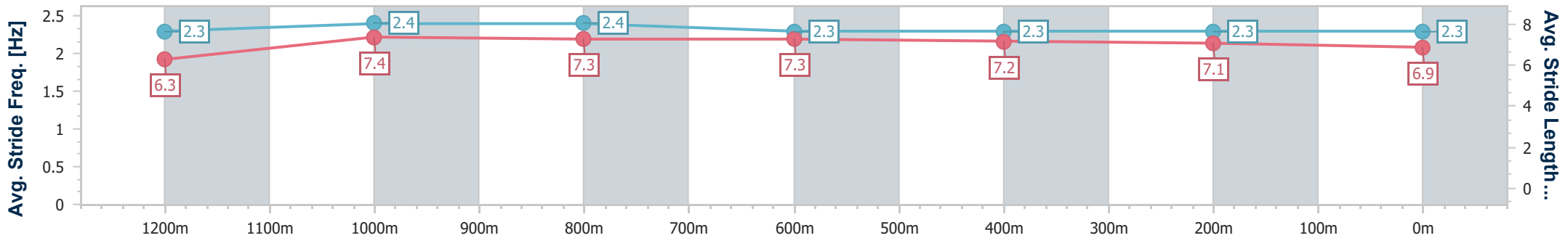
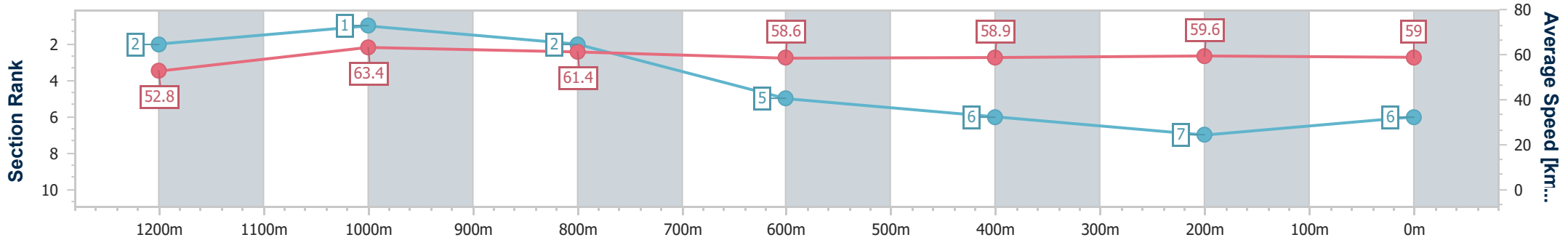
**Aquis Park Gold Coast QLD Professional**  
**Race 3: 90.9 SEA FM's 10K ALPHA BUCKS QTIS Three-Years-Old Maiden Handicap - 1400m**



02 November 2024 - 14:50

Track Rating: Soft 5, Weather: Fine, Rail Position: +5m 900m-W/Post

Section	Overall	1200m	1000m	800m	600m	400m	200m
Section Times	1:25.11 [6] (0:13.60)	1:11.51 [2] (0:11.35)	1:00.16 [1] (0:11.77)	0:48.39 [2] (0:12.20)	0:36.19 [5] (0:11.95)	0:24.24 [6] (0:12.02)	0:12.22 [7] (0:12.22)
Average Speed [km/h]	52.8	63.4	61.4	58.6	58.9	59.6	59.0
Top Speed [km/h]	65.8	65.4	63.3	59.8	60.2	61.1	60.7
Avg. Dist. to Rail [m]	1.9	0.8	0.4	1.7	4.0	2.0	0.8
Avg. Stride Freq. [Hz]	2.3	2.4	2.4	2.3	2.3	2.3	2.3
Avg. Stride Length [m]	6.3	7.4	7.3	7.3	7.2	7.1	6.9



- [ ] Ranking at each section and finish
- .-.- No data available at this section
- NA No data available



Horse/Jockey Name	Runaway Tycoon
Final Rank	7
Fastest Section Time (Section)	0:11.52 (1200m)
Top Speed [km/h] (Section)	65.5 (Overall)
Race State	Finished



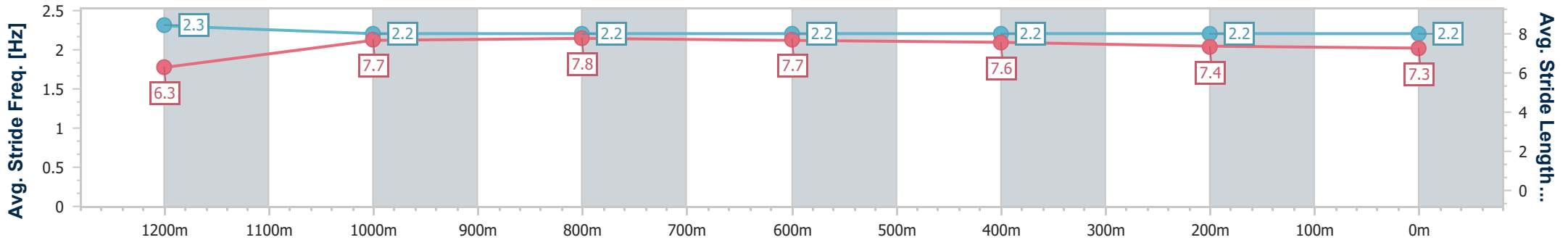
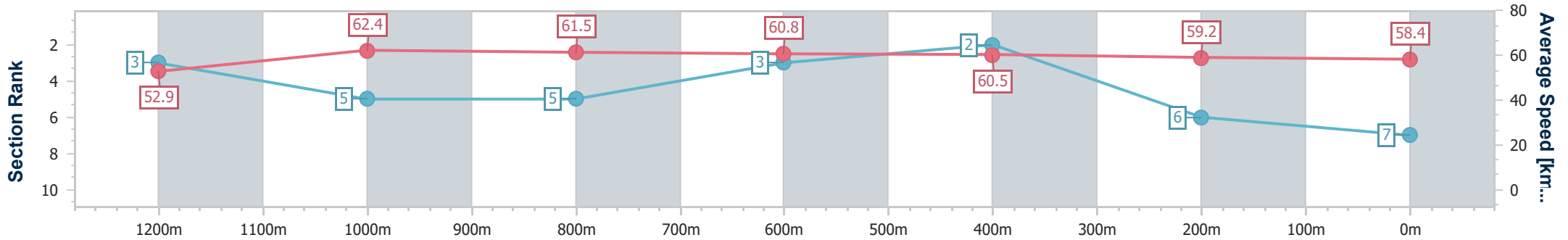
Aquis Park Gold Coast QLD Professional  
 Race 3: 90.9 SEA FM's 10K ALPHA BUCKS QTIS Three-Years-  
 Old Maiden Handicap - 1400m



02 November 2024 - 14:50

Track Rating: Soft 5, Weather: Fine, Rail Position: +5m 900m-  
 W/Post

Section	Overall	1200m	1000m	800m	600m	400m	200m
Section Times	1:25.22 [7] (0:13.67)	1:11.55 [3] (0:11.52)	1:00.03 [5] (0:11.71)	0:48.32 [5] (0:11.86)	0:36.46 [3] (0:11.92)	0:24.54 [2] (0:12.21)	0:12.33 [6] (0:12.33)
Average Speed [km/h]	52.9	62.4	61.5	60.8	60.5	59.2	58.4
Top Speed [km/h]	65.5	63.3	62.3	62.6	61.2	61.1	59.9
Avg. Dist. to Rail [m]	4.4	0.8	0.8	0.7	0.6	3.4	5.5
Avg. Stride Freq. [Hz]	2.3	2.2	2.2	2.2	2.2	2.2	2.2
Avg. Stride Length [m]	6.3	7.7	7.8	7.7	7.6	7.4	7.3



- [ ] Ranking at each section and finish
- .-.- No data available at this section
- NA No data available



Horse/Jockey Name	Vanilla Twist
Final Rank	8
Fastest Section Time (Section)	0:11.42 (1200m)
Top Speed [km/h] (Section)	64.5 (1200m)
Race State	Finished



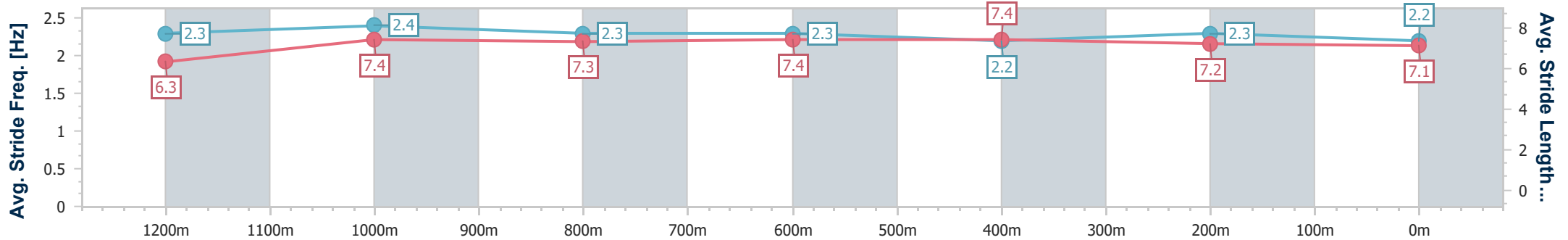
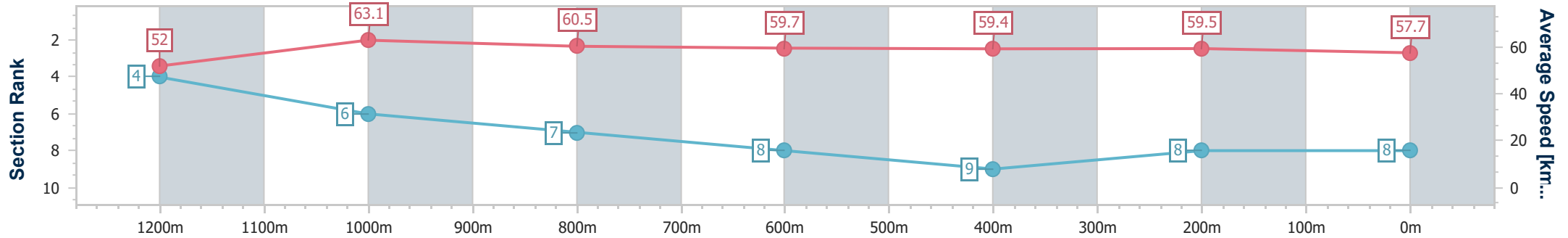
Aquis Park Gold Coast QLD Professional  
 Race 3: 90.9 SEA FM's 10K ALPHA BUCKS QTIS Three-Years-  
 Old Maiden Handicap - 1400m



02 November 2024 - 14:50

Track Rating: Soft 5, Weather: Fine, Rail Position: +5m 900m-  
 W/Post

Section	Overall	1200m	1000m	800m	600m	400m	200m
Section Times	1:25.71 [8] (0:13.84)	1:11.87 [4] (0:11.42)	1:00.45 [6] (0:11.84)	0:48.61 [7] (0:12.07)	0:36.54 [8] (0:11.97)	0:24.57 [9] (0:12.07)	0:12.50 [8] (0:12.50)
Average Speed [km/h]	52.0	63.1	60.5	59.7	59.4	59.5	57.7
Top Speed [km/h]	63.9	64.5	62.1	61.4	61.3	60.7	60.7
Avg. Dist. to Rail [m]	3.3	0.5	0.4	0.6	1.9	0.6	1.8
Avg. Stride Freq. [Hz]	2.3	2.4	2.3	2.3	2.2	2.3	2.2
Avg. Stride Length [m]	6.3	7.4	7.3	7.4	7.4	7.2	7.1



- [ ] Ranking at each section and finish
- .-.- No data available at this section
- NA No data available



Horse/Jockey Name	Good Day Mae
Final Rank	9
Fastest Section Time (Section)	0:11.15 (1200m)
Top Speed [km/h] (Section)	66.3 (1200m)
Race State	Finished



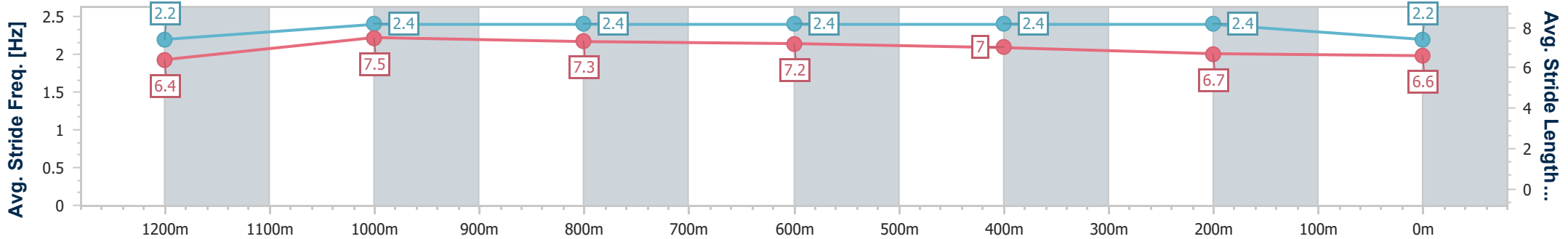
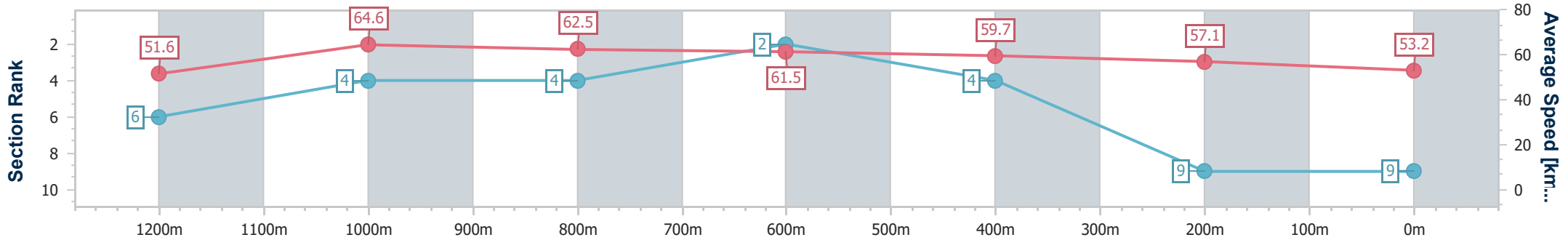
**Aquis Park Gold Coast QLD Professional**  
**Race 3: 90.9 SEA FM's 10K ALPHA BUCKS QTIS Three-Years-Old Maiden Handicap - 1400m**



02 November 2024 - 14:50

Track Rating: Soft 5, Weather: Fine, Rail Position: +5m 900m-W/Post

Section	Overall	1200m	1000m	800m	600m	400m	200m
Section Times	1:26.96 [9] (0:13.96)	1:13.00 [6] (0:11.15)	1:01.85 [4] (0:11.73)	0:50.12 [4] (0:11.77)	0:38.35 [2] (0:12.15)	0:26.20 [4] (0:12.64)	0:13.56 [9] (0:13.56)
Average Speed [km/h]	51.6	64.6	62.5	61.5	59.7	57.1	53.2
Top Speed [km/h]	64.8	66.3	63.7	63.6	60.8	58.6	56.1
Avg. Dist. to Rail [m]	9.3	4.3	3.1	2.1	1.2	4.2	5.2
Avg. Stride Freq. [Hz]	2.2	2.4	2.4	2.4	2.4	2.4	2.2
Avg. Stride Length [m]	6.4	7.5	7.3	7.2	7.0	6.7	6.6



- [ ] Ranking at each section and finish
- .-.- No data available at this section
- NA No data available



**Aquis Park Gold Coast QLD Professional**  
**Race 4: 92.5 TRIPLE M GOLD – GOOD TIMES & GREATEST HITS Class 3**  
**Handicap - 1800m**  
**02 November 2024 - 15:30**



Track Rating: Soft 5, Weather: Fine, Rail Position: +5m 900m-W/Post

Section		Overall	1600m	1400m	1200m	1000m	800m	600m	Last 600m				
Field Times		1:49.27 (0:13.93)	1:35.34 (0:11.39)	1:23.95 (0:11.70)	1:12.25 (0:12.00)	1:00.25 (0:12.37)	0:47.88 (0:12.08)	0:35.80 (0:11.86)	0:35.80				
Rank	TAB Horse/Jockey	Barrier	Top Speed [km/h]	Fastest Section									Distance Travelled [m]
1	2 <b>AICHI ICON</b> Michael Cahill	4	62.8 600m	0:11.62 400m	1:49.27 [1] (0:14.36)	1:34.91 [4] (0:11.86)	1:23.05 [4] (0:12.08)	1:10.97 [4] (0:11.89)	0:59.08 [4] (0:12.02)	0:47.06 [4] (0:11.72)	0:35.34 [4] (0:11.68)	0:35.34	
2	1 <b>PENTITO</b> Corey Sutherland	7	65.4 Overall	0:11.56 1600m	1:49.50 [2] (0:14.04)	1:35.46 [3] (0:11.56)	1:23.90 [3] (0:11.73)	1:12.17 [3] (0:12.08)	1:00.09 [3] (0:12.40)	0:47.69 [3] (0:11.97)	0:35.72 [3] (0:11.69)	0:35.72	-2
3	6 <b>BERRY FOXIE</b> Rikki Jamieson	10	66.2 1600m	0:11.46 1600m	1:49.71 [3] (0:13.94)	1:35.77 [2] (0:11.46)	1:24.31 [2] (0:11.67)	1:12.64 [2] (0:12.09)	1:00.55 [2] (0:12.36)	0:48.19 [2] (0:12.01)	0:36.18 [2] (0:11.80)	0:36.18	+3
4	4 <b>DEVOCEAN</b> Dylan Turner	3	63.0 600m	0:11.58 800m	1:49.87 [4] (0:15.24)	1:34.63 [8] (0:12.00)	1:22.63 [8] (0:11.81)	1:10.82 [8] (0:11.83)	0:58.99 [8] (0:12.04)	0:46.95 [8] (0:11.58)	0:35.37 [7] (0:11.67)	0:35.37	-2
5	7 <b>SHOWMAN</b> Jai Williams	5	63.5 800m	0:11.64 800m	1:49.88 [5] (0:14.51)	1:35.37 [5] (0:12.03)	1:23.34 [5] (0:12.07)	1:11.27 [5] (0:11.88)	0:59.39 [5] (0:12.03)	0:47.36 [5] (0:11.64)	0:35.72 [5] (0:11.73)	0:35.72	-1
6	3 <b>POWER ACE</b> Anthony Allen	8	65.4 1600m	0:11.39 1600m	1:50.03 [6] (0:13.93)	1:36.10 [1] (0:11.39)	1:24.71 [1] (0:11.70)	1:13.01 [1] (0:12.00)	1:01.01 [1] (0:12.37)	0:48.64 [1] (0:12.08)	0:36.56 [1] (0:11.88)	0:36.56	-5
7	8 <b>CONTRERAS</b> Sean Cormack	6	63.0 800m	0:11.59 800m	1:50.52 [7] (0:14.69)	1:35.83 [6] (0:12.18)	1:23.65 [7] (0:11.99)	1:11.66 [7] (0:11.86)	0:59.80 [7] (0:12.02)	0:47.78 [7] (0:11.59)	0:36.19 [6] (0:11.64)	0:36.19	-5
8	9 <b>AMALGAMATION</b> Karl Zechner	9	61.9 800m	0:11.83 1200m	1:53.15 [8] (0:14.79)	1:38.36 [7] (0:12.07)	1:26.29 [6] (0:11.84)	1:14.45 [6] (0:11.83)	1:02.62 [6] (0:12.14)	0:50.48 [6] (0:11.88)	0:38.60 [8] (0:12.06)	0:38.60	+2

Scratched: Vermeer (#5), Indented Head (#10), Mandalorian (#11)

[ ] Ranking at each section and finish  
 -:-:- No data available at this section  
 NA No data available

SCN Saddle cloth number  
 DNF Did not finish  
 DNT Did not track



**Aquis Park Gold Coast QLD Professional**  
**Race 4: 92.5 TRIPLE M GOLD – GOOD TIMES & GREATEST HITS Class 3**  
**Handicap - 1800m**  
**02 November 2024 - 15:30**



Track Rating: Soft 5, Weather: Fine, Rail Position: +5m 900m-W/Post

Section				400m	200m			Last 600m			
Field Times				0:23.94 (0:11.90)	0:12.04 (0:12.04)			0:35.80			
Rank	TAB	Horse/Jockey	Barrier	Top Speed [km/h]	Fastest Section	Margin				Distance Travelled [m]	
1	2	<b>AICHI ICON</b> Michael Cahill	4	62.8 600m	0:11.62 400m	0:23.66 [4] (0:11.62)	0:12.04 [1] (0:12.04)	1:49.27		0:35.34	
2	1	<b>PENTITO</b> Corey Sutherland	7	65.4 Overall	0:11.56 1600m	0:24.03 [3] (0:11.77)	0:12.26 [2] (0:12.26)	1.3L		0:35.72	-2
3	6	<b>BERRY FOXIE</b> Rikki Jamieson	10	66.2 1600m	0:11.46 1600m	0:24.38 [1] (0:11.97)	0:12.41 [3] (0:12.41)	2.6L		0:36.18	+3
4	4	<b>DEVOCEAN</b> Dylan Turner	3	63.0 600m	0:11.58 800m	0:23.70 [7] (0:11.81)	0:11.89 [6] (0:11.89)	3.4L		0:35.37	-2
5	7	<b>SHOWMAN</b> Jai Williams	5	63.5 800m	0:11.64 800m	0:23.99 [5] (0:11.71)	0:12.28 [5] (0:12.28)	3.5L		0:35.72	-1
6	3	<b>POWER ACE</b> Anthony Allen	8	65.4 1600m	0:11.39 1600m	0:24.68 [2] (0:12.05)	0:12.63 [4] (0:12.63)	4.3L		0:36.56	-5
7	8	<b>CONTRERAS</b> Sean Cormack	6	63.0 800m	0:11.59 800m	0:24.55 [6] (0:12.05)	0:12.50 [7] (0:12.50)	7.1L		0:36.19	-5
8	9	<b>AMALGAMATION</b> Karl Zechner	9	61.9 800m	0:11.83 1200m	0:26.54 [8] (0:12.66)	0:13.88 [8] (0:13.88)	22.4L		0:38.60	+2

Scratched: Vermeer (#5), Indented Head (#10), Mandalorian (#11)

[ ] Ranking at each section and finish  
 -:-:- No data available at this section  
 NA No data available

SCN Saddle cloth number  
 DNF Did not finish  
 DNT Did not track



Horse/Jockey Name	Aichi Icon
Final Rank	1
Fastest Section Time (Section)	0:11.62 (400m)
Top Speed [km/h] (Section)	62.8 (600m)
Race State	Finished



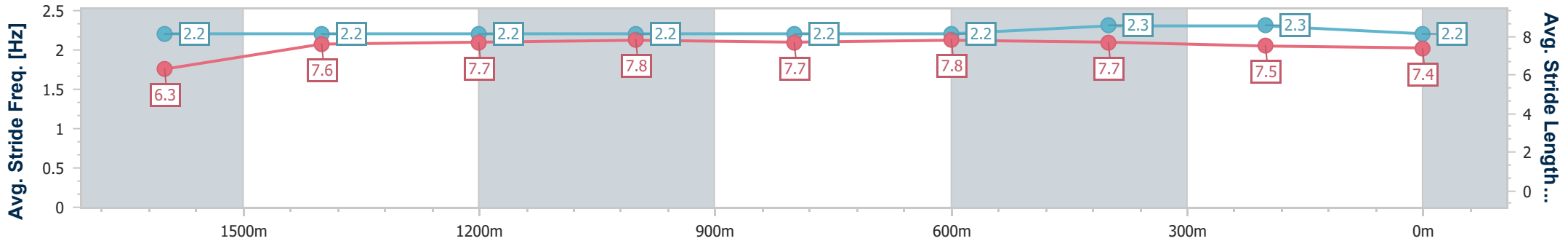
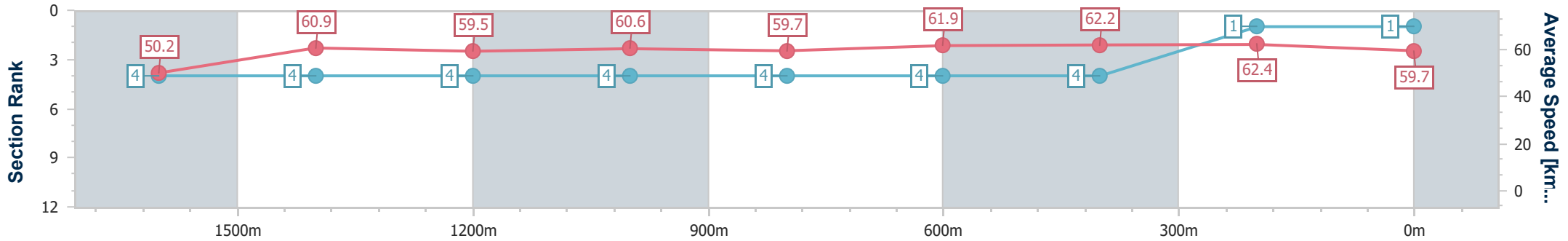
**Aquis Park Gold Coast QLD Professional**  
**Race 4: 92.5 TRIPLE M GOLD – GOOD TIMES & GREATEST HITS Class 3 Handicap - 1800m**



02 November 2024 - 15:30

Track Rating: Soft 5, Weather: Fine, Rail Position: +5m 900m-W/Post

Section	Overall	1600m	1400m	1200m	1000m	800m	600m	400m	200m			
Section Times	1:49.27 [1] (0:14.36)	1:34.91 [4] (0:11.86)	1:23.05 [4] (0:12.08)	1:10.97 [4] (0:11.89)	0:59.08 [4] (0:12.02)	0:47.06 [4] (0:11.72)	0:35.34 [4] (0:11.68)	0:23.66 [4] (0:11.62)	0:12.04 [1] (0:12.04)			
Average Speed [km/h]	50.2	60.9	59.5	60.6	59.7	61.9	62.2	62.4	59.7			
Top Speed [km/h]	62.1	62.2	60.2	61.2	61.1	62.6	62.8	62.8	61.5			
Avg. Dist. to Rail [m]	0.7	0.6	0.3	0.1	0.7	1.6	2.2	4.0	4.9			
Avg. Stride Freq. [Hz]	2.2	2.2	2.2	2.2	2.2	2.2	2.3	2.3	2.2			
Avg. Stride Length [m]	6.3	7.6	7.7	7.8	7.7	7.8	7.7	7.5	7.4			



- [ ] Ranking at each section and finish
- .-.- No data available at this section
- NA No data available





Horse/Jockey Name	Pentito
Final Rank	2
Fastest Section Time (Section)	0:11.56 (1600m)
Top Speed [km/h] (Section)	65.4 (Overall)
Race State	Finished



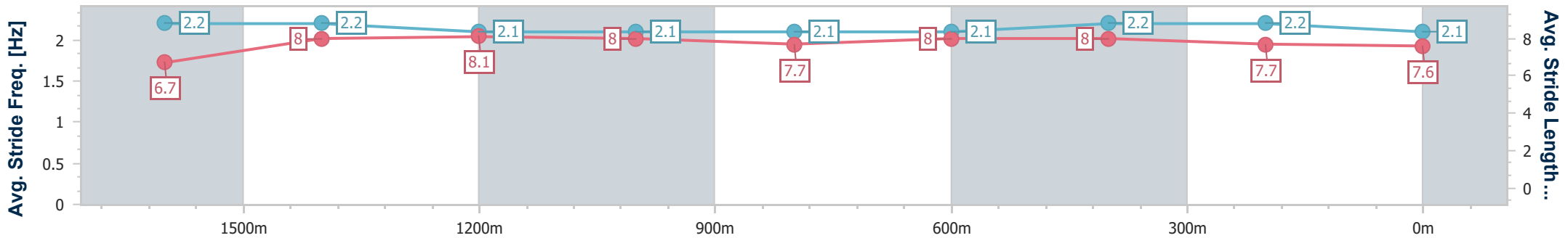
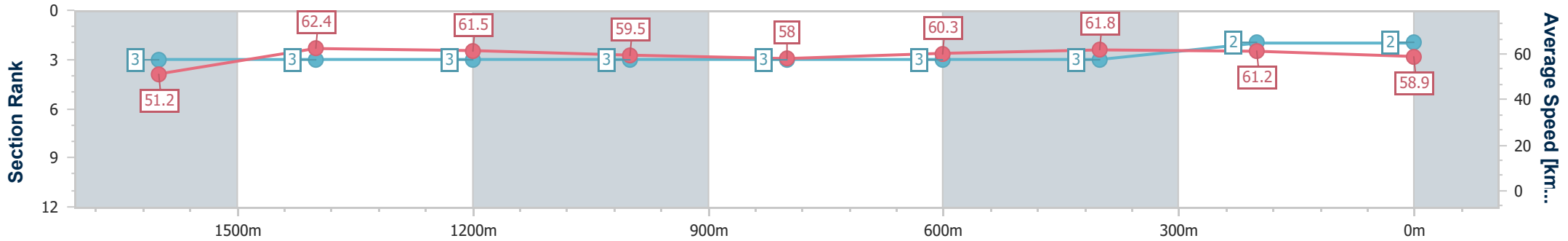
**Aquis Park Gold Coast QLD Professional**  
**Race 4: 92.5 TRIPLE M GOLD – GOOD TIMES & GREATEST HITS Class 3 Handicap - 1800m**



02 November 2024 - 15:30

Track Rating: Soft 5, Weather: Fine, Rail Position: +5m 900m-W/Post

Section	Overall	1600m	1400m	1200m	1000m	800m	600m	400m	200m				
Section Times	1:49.50 [2] (0:14.04)	1:35.46 [3] (0:11.56)	1:23.90 [3] (0:11.73)	1:12.17 [3] (0:12.08)	1:00.09 [3] (0:12.40)	0:47.69 [3] (0:11.97)	0:35.72 [3] (0:11.69)	0:24.03 [3] (0:11.77)	0:12.26 [2] (0:12.26)				
Average Speed [km/h]	51.2	62.4	61.5	59.5	58.0	60.3	61.8	61.2	58.9				
Top Speed [km/h]	65.4	65.0	62.4	61.1	58.7	61.1	63.2	62.4	59.5				
Avg. Dist. to Rail [m]	2.8	1.1	0.2	0.6	0.3	0.6	1.0	3.8	4.8				
Avg. Stride Freq. [Hz]	2.2	2.2	2.1	2.1	2.1	2.1	2.2	2.2	2.1				
Avg. Stride Length [m]	6.7	8.0	8.1	8.0	7.7	8.0	8.0	7.7	7.6				



- [ ] Ranking at each section and finish
- .-.- No data available at this section
- NA No data available



Horse/Jockey Name	Berry Foxie
Final Rank	3
Fastest Section Time (Section)	0:11.46 (1600m)
Top Speed [km/h] (Section)	66.2 (1600m)
Race State	Finished



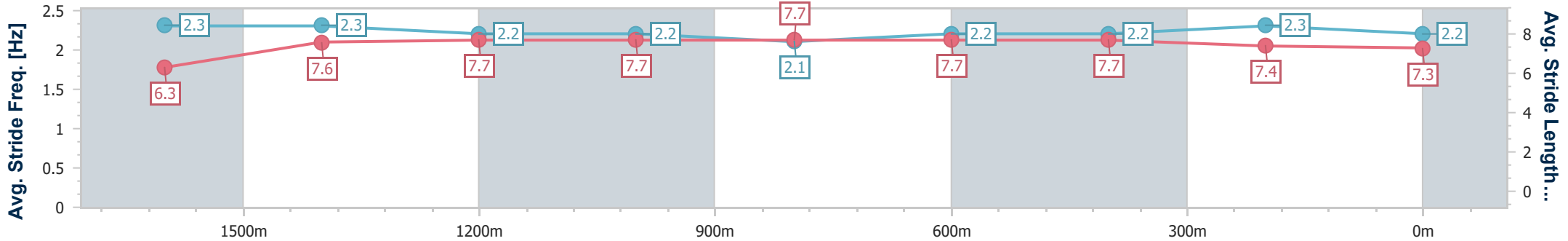
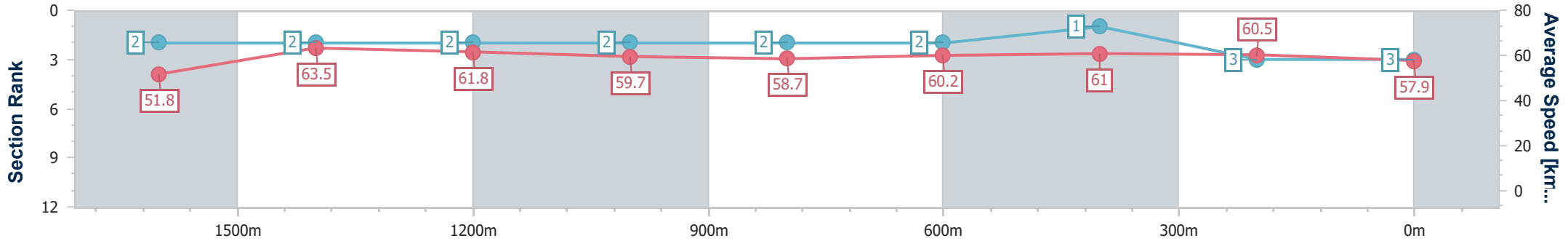
Aquis Park Gold Coast QLD Professional  
 Race 4: 92.5 TRIPLE M GOLD – GOOD TIMES & GREATEST HITS Class 3 Handicap - 1800m



02 November 2024 - 15:30

Track Rating: Soft 5, Weather: Fine, Rail Position: +5m 900m-W/Post

Section	Overall	1600m	1400m	1200m	1000m	800m	600m	400m	200m			
Section Times	1:49.71 [3] (0:13.94)	1:35.77 [2] (0:11.46)	1:24.31 [2] (0:11.67)	1:12.64 [2] (0:12.09)	1:00.55 [2] (0:12.36)	0:48.19 [2] (0:12.01)	0:36.18 [2] (0:11.80)	0:24.38 [1] (0:11.97)	0:12.41 [3] (0:12.41)			
Average Speed [km/h]	51.8	63.5	61.8	59.7	58.7	60.2	61.0	60.5	57.9			
Top Speed [km/h]	65.8	66.2	62.1	61.9	59.5	61.1	61.9	61.2	59.8			
Avg. Dist. to Rail [m]	6.3	2.0	2.4	2.6	1.8	1.8	0.3	1.8	1.6			
Avg. Stride Freq. [Hz]	2.3	2.3	2.2	2.2	2.1	2.2	2.2	2.3	2.2			
Avg. Stride Length [m]	6.3	7.6	7.7	7.7	7.7	7.7	7.7	7.4	7.3			



- [ ] Ranking at each section and finish
- .-.- No data available at this section
- NA No data available



Horse/Jockey Name	Devocean
Final Rank	4
Fastest Section Time (Section)	0:11.58 (800m)
Top Speed [km/h] (Section)	63.0 (600m)
Race State	Finished



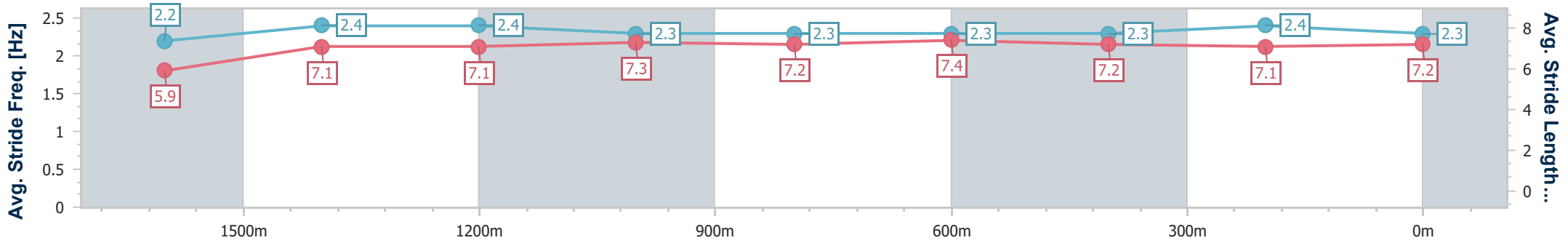
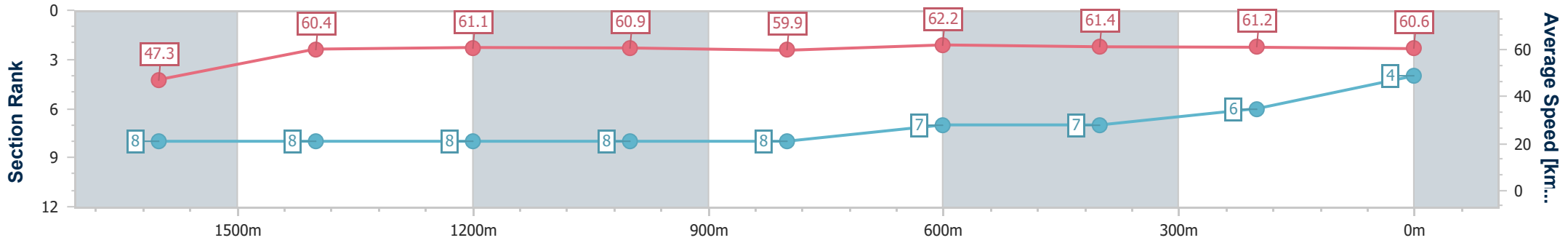
**Aquis Park Gold Coast QLD Professional**  
**Race 4: 92.5 TRIPLE M GOLD – GOOD TIMES & GREATEST HITS Class 3 Handicap - 1800m**



02 November 2024 - 15:30

Track Rating: Soft 5, Weather: Fine, Rail Position: +5m 900m-W/Post

Section	Overall	1600m	1400m	1200m	1000m	800m	600m	400m	200m			
Section Times	1:49.87 [4] (0:15.24)	1:34.63 [8] (0:12.00)	1:22.63 [8] (0:11.81)	1:10.82 [8] (0:11.83)	0:58.99 [8] (0:12.04)	0:46.95 [8] (0:11.58)	0:35.37 [7] (0:11.67)	0:23.70 [7] (0:11.81)	0:11.89 [6] (0:11.89)			
Average Speed [km/h]	47.3	60.4	61.1	60.9	59.9	62.2	61.4	61.2	60.6			
Top Speed [km/h]	59.8	61.7	62.9	62.7	61.1	62.9	63.0	62.4	62.5			
Avg. Dist. to Rail [m]	0.6	1.0	2.3	2.3	0.7	0.5	0.4	0.8	2.7			
Avg. Stride Freq. [Hz]	2.2	2.4	2.4	2.3	2.3	2.3	2.3	2.4	2.3			
Avg. Stride Length [m]	5.9	7.1	7.1	7.3	7.2	7.4	7.2	7.1	7.2			



- [ ] Ranking at each section and finish
- .-.- No data available at this section
- NA No data available



Horse/Jockey Name	Showman
Final Rank	5
Fastest Section Time (Section)	0:11.64 (800m)
Top Speed [km/h] (Section)	63.5 (800m)
Race State	Finished



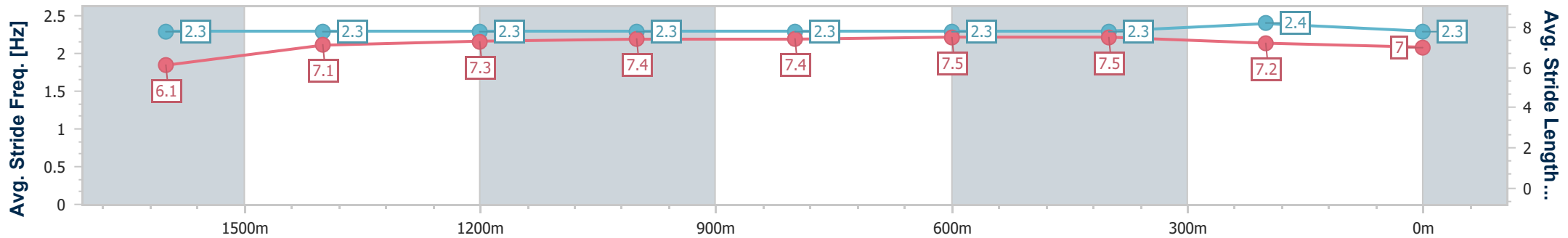
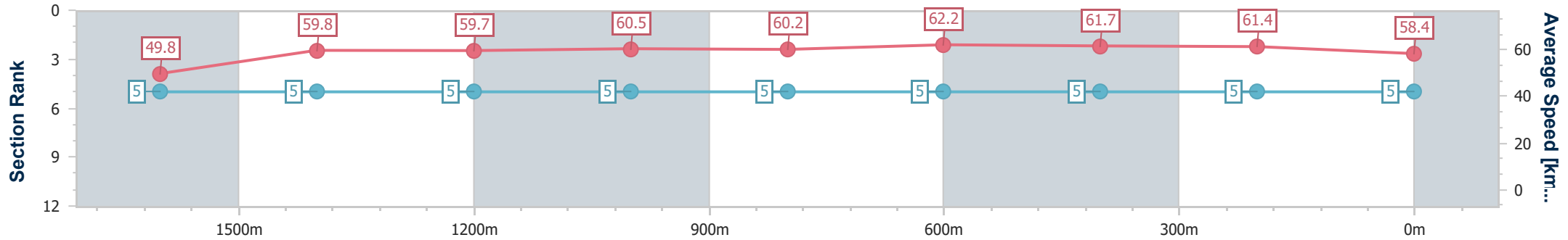
**Aquis Park Gold Coast QLD Professional**  
**Race 4: 92.5 TRIPLE M GOLD – GOOD TIMES & GREATEST HITS Class 3 Handicap - 1800m**



02 November 2024 - 15:30

Track Rating: Soft 5, Weather: Fine, Rail Position: +5m 900m-W/Post

Section	Overall	1600m	1400m	1200m	1000m	800m	600m	400m	200m			
Section Times	1:49.88 [5] (0:14.51)	1:35.37 [5] (0:12.03)	1:23.34 [5] (0:12.07)	1:11.27 [5] (0:11.88)	0:59.39 [5] (0:12.03)	0:47.36 [5] (0:11.64)	0:35.72 [5] (0:11.73)	0:23.99 [5] (0:11.71)	0:12.28 [5] (0:12.28)			
Average Speed [km/h]	49.8	59.8	59.7	60.5	60.2	62.2	61.7	61.4	58.4			
Top Speed [km/h]	61.9	61.9	60.8	61.2	61.5	63.5	62.9	62.3	60.6			
Avg. Dist. to Rail [m]	1.0	0.6	0.7	0.8	1.0	1.6	0.8	0.5	1.4			
Avg. Stride Freq. [Hz]	2.3	2.3	2.3	2.3	2.3	2.3	2.3	2.4	2.3			
Avg. Stride Length [m]	6.1	7.1	7.3	7.4	7.4	7.5	7.5	7.2	7.0			



- [ ] Ranking at each section and finish
- .-.- No data available at this section
- NA No data available



Horse/Jockey Name	Power Ace
Final Rank	6
Fastest Section Time (Section)	0:11.39 (1600m)
Top Speed [km/h] (Section)	65.4 (1600m)
Race State	Finished



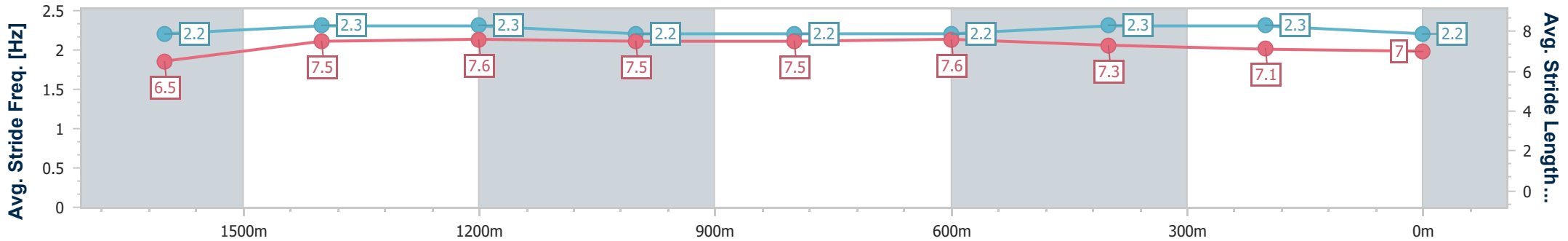
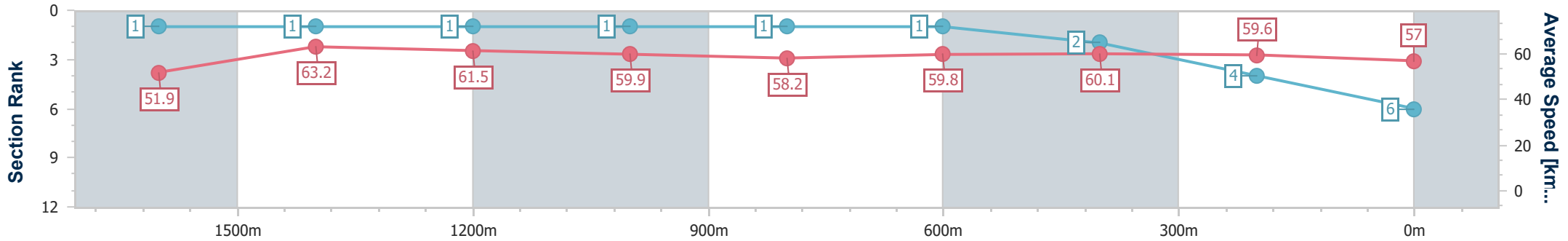
**Aquis Park Gold Coast QLD Professional**  
**Race 4: 92.5 TRIPLE M GOLD – GOOD TIMES & GREATEST HITS Class 3 Handicap - 1800m**



02 November 2024 - 15:30

Track Rating: Soft 5, Weather: Fine, Rail Position: +5m 900m-W/Post

Section	Overall	1600m	1400m	1200m	1000m	800m	600m	400m	200m			
Section Times	1:50.03 [6] (0:13.93)	1:36.10 [1] (0:11.39)	1:24.71 [1] (0:11.70)	1:13.01 [1] (0:12.00)	1:01.01 [1] (0:12.37)	0:48.64 [1] (0:12.08)	0:36.56 [1] (0:11.88)	0:24.68 [2] (0:12.05)	0:12.63 [4] (0:12.63)			
Average Speed [km/h]	51.9	63.2	61.5	59.9	58.2	59.8	60.1	59.6	57.0			
Top Speed [km/h]	65.0	65.4	62.2	61.1	59.7	60.2	60.9	60.5	59.0			
Avg. Dist. to Rail [m]	4.0	0.9	0.3	0.1	0.5	0.4	1.0	0.9	1.1			
Avg. Stride Freq. [Hz]	2.2	2.3	2.3	2.2	2.2	2.2	2.3	2.3	2.2			
Avg. Stride Length [m]	6.5	7.5	7.6	7.5	7.5	7.6	7.3	7.1	7.0			



- [ ] Ranking at each section and finish
- .-.- No data available at this section
- NA No data available



Horse/Jockey Name	Contreras
Final Rank	7
Fastest Section Time (Section)	0:11.59 (800m)
Top Speed [km/h] (Section)	63.0 (800m)
Race State	Finished



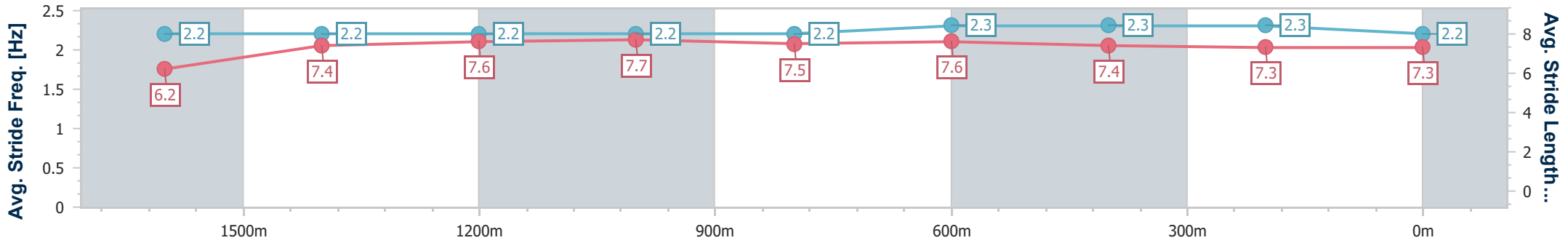
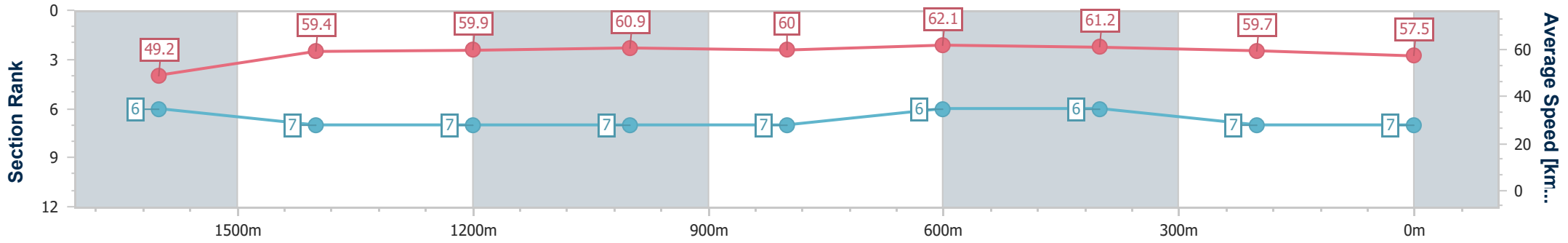
Aquis Park Gold Coast QLD Professional  
 Race 4: 92.5 TRIPLE M GOLD – GOOD TIMES & GREATEST HITS Class 3 Handicap - 1800m



02 November 2024 - 15:30

Track Rating: Soft 5, Weather: Fine, Rail Position: +5m 900m-W/Post

Section	Overall	1600m	1400m	1200m	1000m	800m	600m	400m	200m			
Section Times	1:50.52 [7] (0:14.69)	1:35.83 [6] (0:12.18)	1:23.65 [7] (0:11.99)	1:11.66 [7] (0:11.86)	0:59.80 [7] (0:12.02)	0:47.78 [7] (0:11.59)	0:36.19 [6] (0:11.64)	0:24.55 [6] (0:12.05)	0:12.50 [7] (0:12.50)			
Average Speed [km/h]	49.2	59.4	59.9	60.9	60.0	62.1	61.2	59.7	57.5			
Top Speed [km/h]	61.7	61.7	60.7	61.4	61.7	63.0	62.5	60.7	59.2			
Avg. Dist. to Rail [m]	2.1	1.0	1.8	1.5	0.7	0.6	1.8	0.9	1.3			
Avg. Stride Freq. [Hz]	2.2	2.2	2.2	2.2	2.2	2.3	2.3	2.3	2.2			
Avg. Stride Length [m]	6.2	7.4	7.6	7.7	7.5	7.6	7.4	7.3	7.3			



- [ ] Ranking at each section and finish
- .-.- No data available at this section
- NA No data available



Horse/Jockey Name	Amalgamation
Final Rank	8
Fastest Section Time (Section)	0:11.83 (1200m)
Top Speed [km/h] (Section)	61.9 (800m)
Race State	Finished



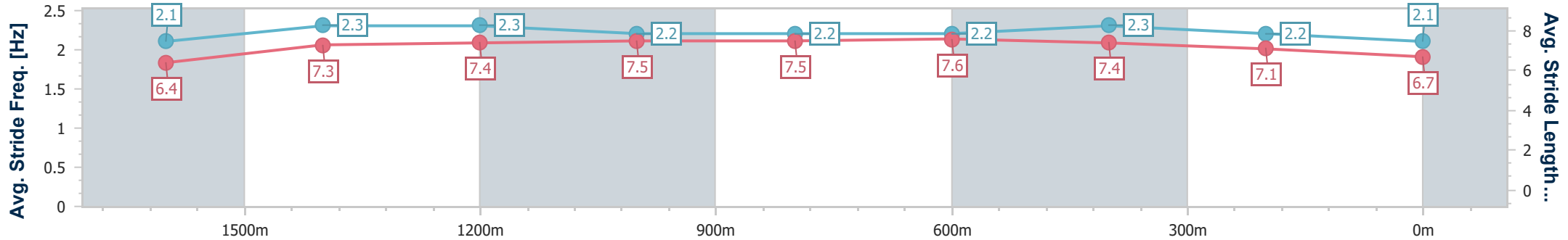
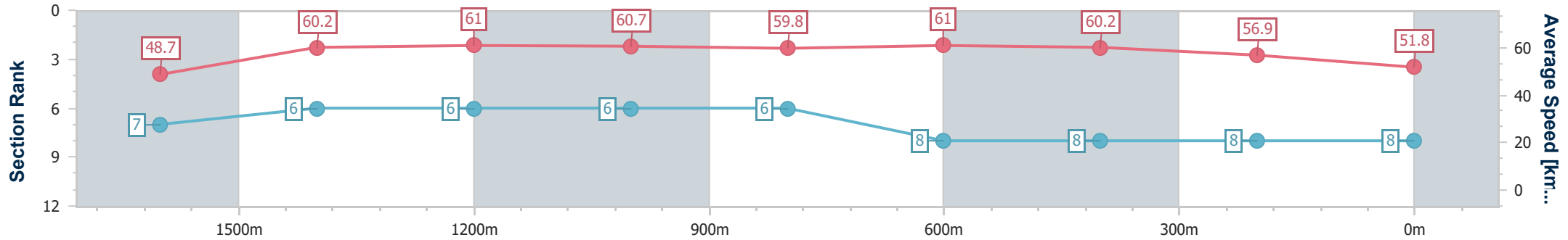
**Aquis Park Gold Coast QLD Professional**  
**Race 4: 92.5 TRIPLE M GOLD – GOOD TIMES & GREATEST HITS Class 3 Handicap - 1800m**



02 November 2024 - 15:30

Track Rating: Soft 5, Weather: Fine, Rail Position: +5m 900m-W/Post

Section	Overall	1600m	1400m	1200m	1000m	800m	600m	400m	200m			
Section Times	1:53.15 [8] (0:14.79)	1:38.36 [7] (0:12.07)	1:26.29 [6] (0:11.84)	1:14.45 [6] (0:11.83)	1:02.62 [6] (0:12.14)	0:50.48 [6] (0:11.88)	0:38.60 [8] (0:12.06)	0:26.54 [8] (0:12.66)	0:13.88 [8] (0:13.88)			
Average Speed [km/h]	48.7	60.2	61.0	60.7	59.8	61.0	60.2	56.9	51.8			
Top Speed [km/h]	60.8	60.9	61.5	61.5	60.3	61.9	60.9	58.7	54.7			
Avg. Dist. to Rail [m]	3.9	1.7	1.7	1.5	1.2	2.1	1.4	2.3	2.7			
Avg. Stride Freq. [Hz]	2.1	2.3	2.3	2.2	2.2	2.2	2.3	2.2	2.1			
Avg. Stride Length [m]	6.4	7.3	7.4	7.5	7.5	7.6	7.4	7.1	6.7			



- [ ] Ranking at each section and finish
- .-.- No data available at this section
- NA No data available



**Aquis Park Gold Coast QLD Professional**  
**Race 5: 92.5 TRIPLE M GOLD BREKKIE WITH FLAN ALI & SPIDA Class 3**  
**Plate - 1400m**  
**02 November 2024 - 16:10**



Track Rating: Soft 5, Weather: Fine, Rail Position: +5m 900m-W/Post

Section		Overall	1200m	1000m	800m	600m	400m	Last 600m				
Field Times		1:24.08 (0:14.00)	1:10.08 (0:11.99)	0:58.09 (0:12.07)	0:46.02 (0:11.71)	0:34.31 (0:11.24)	0:23.07 (0:11.26)	0:34.31				
Rank	TAB Horse/Jockey	Barrier	Top Speed [km/h]	Fastest Section					Distance Travelled [m]			
1	3 <b>COLD ONE</b> Sariah Champkin	7	65.5 400m	0:11.24 600m	1:24.08 [1] (0:14.00)	1:10.08 [1] (0:11.99)	0:58.09 [1] (0:12.07)	0:46.02 [1] (0:11.71)	0:34.31 [1] (0:11.24)	0:23.07 [1] (0:11.26)	0:34.31	
2	9 <b>MORE LOVE</b> Rikki Jamieson	6	66.5 400m	0:11.17 400m	1:24.20 [2] (0:14.22)	1:09.98 [2] (0:11.91)	0:58.07 [2] (0:12.14)	0:45.93 [2] (0:11.79)	0:34.14 [2] (0:11.22)	0:22.92 [2] (0:11.17)	0:34.14	+3
3	11 <b>WALSH BAY</b> Michael Cahill	9	66.7 600m	0:11.01 400m	1:24.42 [3] (0:14.67)	1:09.75 [6] (0:12.06)	0:57.69 [6] (0:12.13)	0:45.56 [6] (0:11.75)	0:33.81 [6] (0:11.14)	0:22.67 [6] (0:11.01)	0:33.81	+3
4	2 <b>BILLIONAIR BABY</b> Anthony Allen	11	67.0 400m	0:11.00 400m	1:24.49 [4] (0:14.98)	1:09.51 [8] (0:12.10)	0:57.41 [8] (0:11.99)	0:45.42 [8] (0:11.75)	0:33.67 [7] (0:11.02)	0:22.65 [7] (0:11.00)	0:33.67	+1
5	7 <b>IMPRESSIERO</b> Sean Cormack	4	64.9 600m	0:11.20 600m	1:24.60 [5] (0:14.29)	1:10.31 [3] (0:11.98)	0:58.33 [3] (0:12.18)	0:46.15 [3] (0:11.73)	0:34.42 [3] (0:11.20)	0:23.22 [3] (0:11.32)	0:34.42	-2
6	6 <b>TIRITIRI</b> Dylan Turner	10	67.0 600m	0:11.00 400m	1:24.67 [6] (0:15.06)	1:09.61 [9] (0:12.16)	0:57.45 [9] (0:12.06)	0:45.39 [9] (0:11.83)	0:33.56 [9] (0:11.04)	0:22.52 [9] (0:11.00)	0:33.56	+3
7	5 <b>NIGHTSTICK</b> Kirk Matheson	1	65.3 400m	0:11.19 600m	1:24.82 [7] (0:14.58)	1:10.24 [5] (0:12.06)	0:58.18 [5] (0:12.12)	0:46.06 [5] (0:11.70)	0:34.36 [5] (0:11.19)	0:23.17 [5] (0:11.25)	0:34.36	-2
8	4 <b>MARTEDI</b> Corey Sutherland	3	65.1 400m	0:11.25 400m	1:24.84 [8] (0:14.44)	1:10.40 [4] (0:11.93)	0:58.47 [4] (0:12.17)	0:46.30 [4] (0:11.77)	0:34.53 [4] (0:11.30)	0:23.23 [4] (0:11.25)	0:34.53	+3
9	10 <b>REEL WILD</b> Casey Waddell	5	66.1 600m	0:11.10 600m	1:25.16 [9] (0:14.68)	1:10.48 [7] (0:12.18)	0:58.30 [7] (0:12.18)	0:46.12 [7] (0:11.81)	0:34.31 [8] (0:11.10)	0:23.21 [8] (0:11.28)	0:34.31	+2

Scratched: Badgers Nuts (#1), London Point (#8)

[ ] Ranking at each section and finish  
 -:-:- No data available at this section  
 NA No data available

SCN Saddle cloth number  
 DNF Did not finish  
 DNT Did not track





**Aquis Park Gold Coast QLD Professional**  
**Race 5: 92.5 TRIPLE M GOLD BREKKIE WITH FLAN ALI & SPIDA Class 3**  
**Plate - 1400m**  
**02 November 2024 - 16:10**



Track Rating: Soft 5, Weather: Fine, Rail Position: +5m 900m-W/Post

Section				200m				Last 600m	
Field Times				0:11.81 (0:11.81)				0:34.31	
Rank	TAB	Horse/Jockey	Barrier	Top Speed [km/h]	Fastest Section	Margin			Distance Travelled [m]
1	3	<b>COLD ONE</b> Sariah Champkin	7	65.5 400m	0:11.24 600m	0:11.81 [1] (0:11.81)	1:24.08		0:34.31
2	9	<b>MORE LOVE</b> Rikki Jamieson	6	66.5 400m	0:11.17 400m	0:11.75 [2] (0:11.75)	0.5L		0:34.14 +3
3	11	<b>WALSH BAY</b> Michael Cahill	9	66.7 600m	0:11.01 400m	0:11.66 [4] (0:11.66)	1.8L		0:33.81 +3
4	2	<b>BILLIONAIR BABY</b> Anthony Allen	11	67.0 400m	0:11.00 400m	0:11.65 [5] (0:11.65)	2.2L		0:33.67 +1
5	7	<b>IMPRESSIERO</b> Sean Cormack	4	64.9 600m	0:11.20 600m	0:11.90 [3] (0:11.90)	2.7L		0:34.42 -2
6	6	<b>TIRITIRI</b> Dylan Turner	10	67.0 600m	0:11.00 400m	0:11.52 [8] (0:11.52)	3L		0:33.56 +3
7	5	<b>NIGHTSTICK</b> Kirk Matheson	1	65.3 400m	0:11.19 600m	0:11.92 [7] (0:11.92)	3.8L		0:34.36 -2
8	4	<b>MARTEDI</b> Corey Sutherland	3	65.1 400m	0:11.25 400m	0:11.98 [6] (0:11.98)	3.9L		0:34.53 +3
9	10	<b>REEL WILD</b> Casey Waddell	5	66.1 600m	0:11.10 600m	0:11.93 [9] (0:11.93)	5.7L		0:34.31 +2

Scratched: Badgers Nuts (#1), London Point (#8)

[ ] Ranking at each section and finish  
 -:-:- No data available at this section  
 NA No data available

SCN Saddle cloth number  
 DNF Did not finish  
 DNT Did not track



Horse/Jockey Name	Cold One
Final Rank	1
Fastest Section Time (Section)	0:11.24 (600m)
Top Speed [km/h] (Section)	65.5 (400m)
Race State	Finished



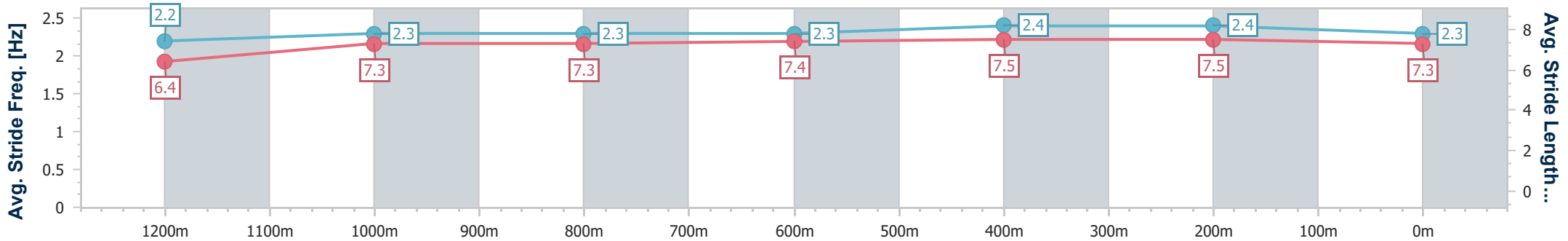
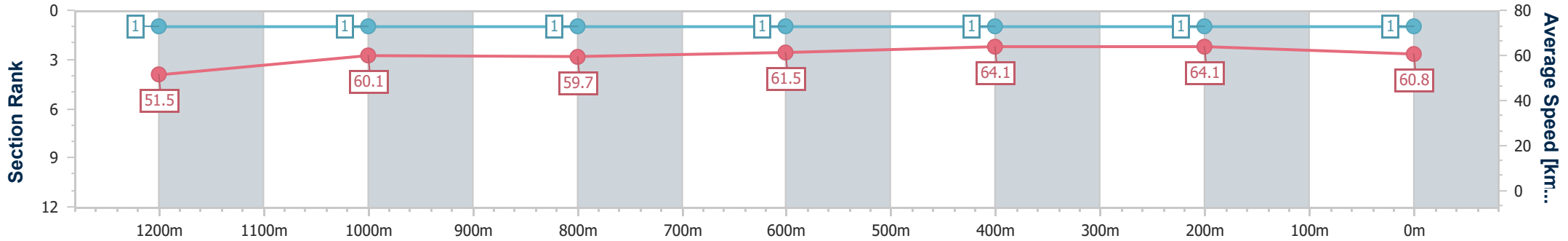
Aquis Park Gold Coast QLD Professional  
 Race 5: 92.5 TRIPLE M GOLD BREKKIE WITH FLAN ALI & SPIDA Class 3 Plate - 1400m



02 November 2024 - 16:10

Track Rating: Soft 5, Weather: Fine, Rail Position: +5m 900m-  
 W/Post

Section	Overall	1200m	1000m	800m	600m	400m	200m
Section Times	1:24.08 [1] (0:14.00)	1:10.08 [1] (0:11.99)	0:58.09 [1] (0:12.07)	0:46.02 [1] (0:11.71)	0:34.31 [1] (0:11.24)	0:23.07 [1] (0:11.26)	0:11.81 [1] (0:11.81)
Average Speed [km/h]	51.5	60.1	59.7	61.5	64.1	64.1	60.8
Top Speed [km/h]	62.3	61.1	60.8	63.0	65.3	65.5	63.3
Avg. Dist. to Rail [m]	4.0	0.2	0.7	0.6	0.5	3.1	6.6
Avg. Stride Freq. [Hz]	2.2	2.3	2.3	2.3	2.4	2.4	2.3
Avg. Stride Length [m]	6.4	7.3	7.3	7.4	7.5	7.5	7.3



- [ ] Ranking at each section and finish
- .-.- No data available at this section
- NA No data available



Horse/Jockey Name	More Love
Final Rank	2
Fastest Section Time (Section)	0:11.17 (400m)
Top Speed [km/h] (Section)	66.5 (400m)
Race State	Finished



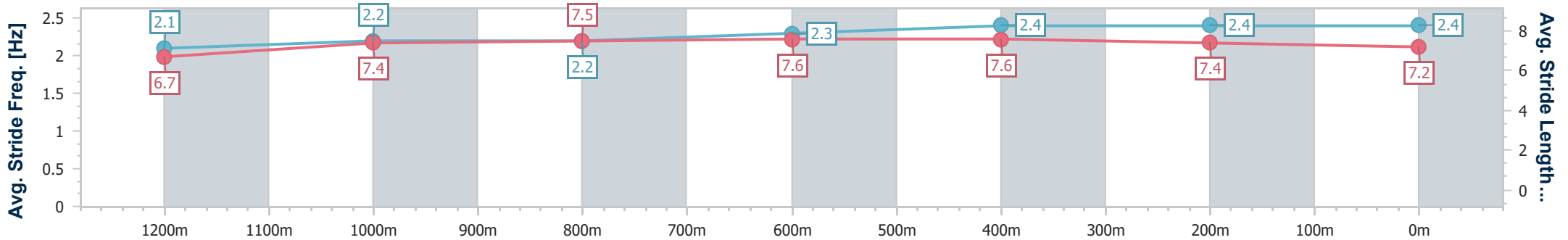
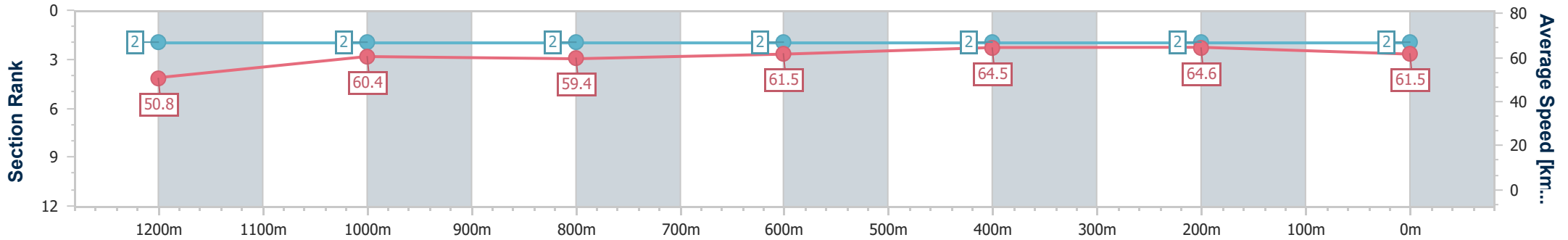
Aquis Park Gold Coast QLD Professional  
 Race 5: 92.5 TRIPLE M GOLD BREKKIE WITH FLAN ALI & SPIDA Class 3 Plate - 1400m



02 November 2024 - 16:10

Track Rating: Soft 5, Weather: Fine, Rail Position: +5m 900m-W/Post

Section	Overall	1200m	1000m	800m	600m	400m	200m
Section Times	1:24.20 [2] (0:14.22)	1:09.98 [2] (0:11.91)	0:58.07 [2] (0:12.14)	0:45.93 [2] (0:11.79)	0:34.14 [2] (0:11.22)	0:22.92 [2] (0:11.17)	0:11.75 [2] (0:11.75)
Average Speed [km/h]	50.8	60.4	59.4	61.5	64.5	64.6	61.5
Top Speed [km/h]	61.1	61.5	60.3	63.6	66.1	66.5	63.4
Avg. Dist. to Rail [m]	3.5	1.5	1.0	1.6	1.0	4.3	8.0
Avg. Stride Freq. [Hz]	2.1	2.2	2.2	2.3	2.4	2.4	2.4
Avg. Stride Length [m]	6.7	7.4	7.5	7.6	7.6	7.4	7.2



- [ ] Ranking at each section and finish
- .-.- No data available at this section
- NA No data available



Horse/Jockey Name	Walsh Bay
Final Rank	3
Fastest Section Time (Section)	0:11.01 (400m)
Top Speed [km/h] (Section)	66.7 (600m)
Race State	Finished



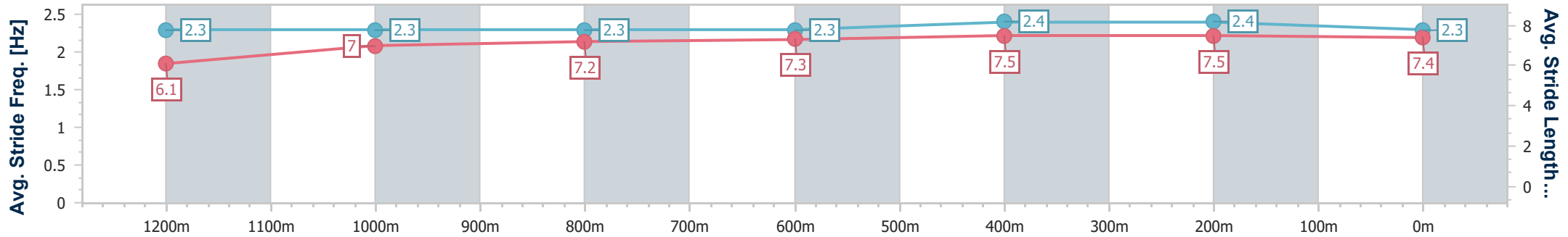
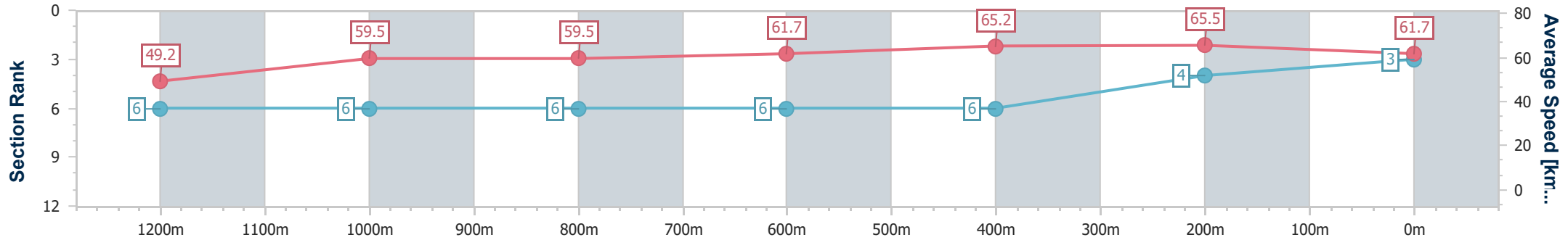
Aquis Park Gold Coast QLD Professional  
 Race 5: 92.5 TRIPLE M GOLD BREKKIE WITH FLAN ALI & SPIDA Class 3 Plate - 1400m



02 November 2024 - 16:10

Track Rating: Soft 5, Weather: Fine, Rail Position: +5m 900m-W/Post

Section	Overall	1200m	1000m	800m	600m	400m	200m
Section Times	1:24.42 [3] (0:14.67)	1:09.75 [6] (0:12.06)	0:57.69 [6] (0:12.13)	0:45.56 [6] (0:11.75)	0:33.81 [6] (0:11.14)	0:22.67 [6] (0:11.01)	0:11.66 [4] (0:11.66)
Average Speed [km/h]	49.2	59.5	59.5	61.7	65.2	65.5	61.7
Top Speed [km/h]	59.2	60.5	60.3	63.8	66.7	66.3	64.9
Avg. Dist. to Rail [m]	4.8	1.0	0.5	1.5	2.0	3.9	4.5
Avg. Stride Freq. [Hz]	2.3	2.3	2.3	2.3	2.4	2.4	2.3
Avg. Stride Length [m]	6.1	7.0	7.2	7.3	7.5	7.5	7.4



- [ ] Ranking at each section and finish
- .-.- No data available at this section
- NA No data available



Horse/Jockey Name	Billionair Baby
Final Rank	4
Fastest Section Time (Section)	0:11.00 (400m)
Top Speed [km/h] (Section)	67.0 (400m)
Race State	Finished



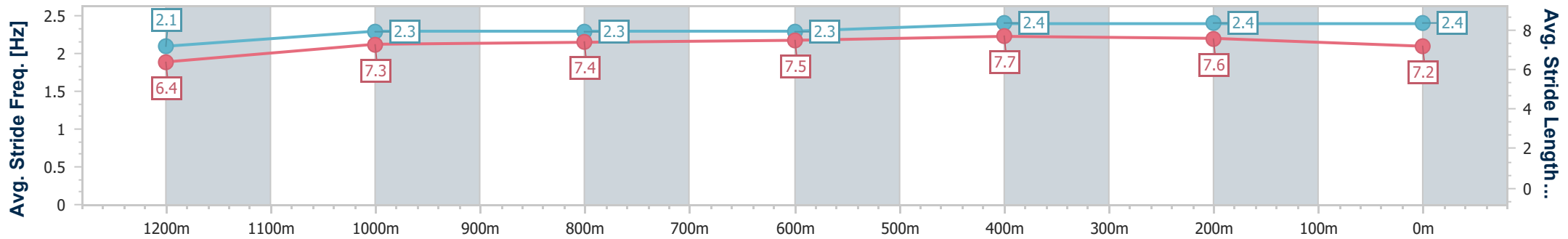
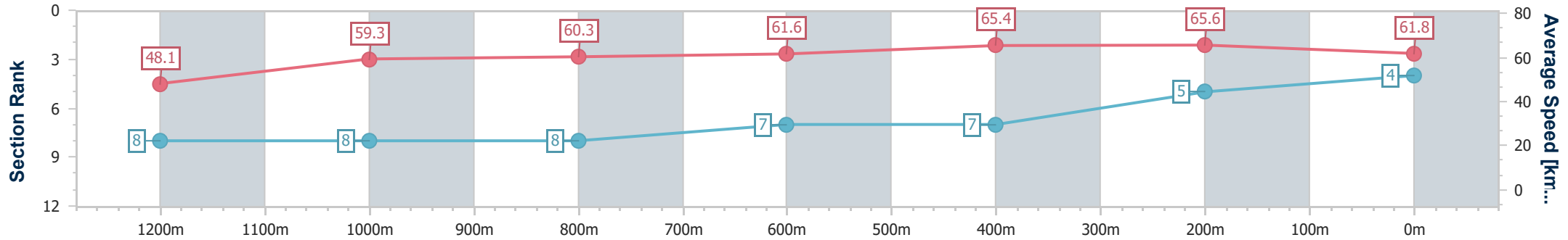
Aquis Park Gold Coast QLD Professional  
 Race 5: 92.5 TRIPLE M GOLD BREKKIE WITH FLAN ALI & SPIDA Class 3 Plate - 1400m



02 November 2024 - 16:10

Track Rating: Soft 5, Weather: Fine, Rail Position: +5m 900m-W/Post

Section	Overall	1200m	1000m	800m	600m	400m	200m
Section Times	1:24.49 [4] (0:14.98)	1:09.51 [8] (0:12.10)	0:57.41 [8] (0:11.99)	0:45.42 [8] (0:11.75)	0:33.67 [7] (0:11.02)	0:22.65 [7] (0:11.00)	0:11.65 [5] (0:11.65)
Average Speed [km/h]	48.1	59.3	60.3	61.6	65.4	65.6	61.8
Top Speed [km/h]	59.3	60.8	61.1	62.7	67.0	67.0	64.4
Avg. Dist. to Rail [m]	6.0	1.1	0.7	0.7	0.5	4.2	3.5
Avg. Stride Freq. [Hz]	2.1	2.3	2.3	2.3	2.4	2.4	2.4
Avg. Stride Length [m]	6.4	7.3	7.4	7.5	7.7	7.6	7.2



- [ ] Ranking at each section and finish
- .-.- No data available at this section
- NA No data available



Horse/Jockey Name	Impressiero
Final Rank	5
Fastest Section Time (Section)	0:11.20 (600m)
Top Speed [km/h] (Section)	64.9 (600m)
Race State	Finished



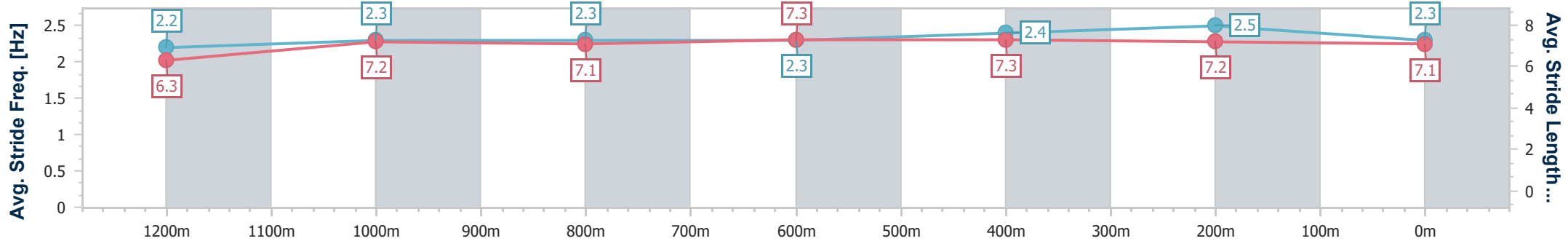
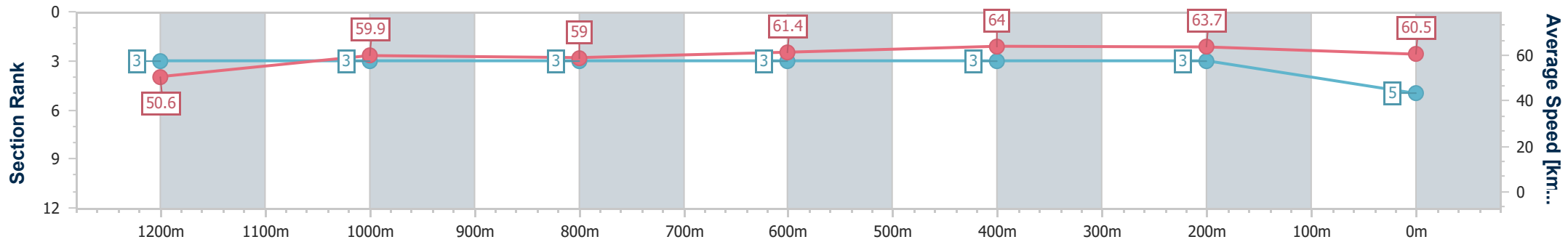
Aquis Park Gold Coast QLD Professional  
 Race 5: 92.5 TRIPLE M GOLD BREKKIE WITH FLAN ALI & SPIDA Class 3 Plate - 1400m



02 November 2024 - 16:10

Track Rating: Soft 5, Weather: Fine, Rail Position: +5m 900m-W/Post

Section	Overall	1200m	1000m	800m	600m	400m	200m						
Section Times	1:24.60 [5] (0:14.29)	1:10.31 [3] (0:11.98)	0:58.33 [3] (0:12.18)	0:46.15 [3] (0:11.73)	0:34.42 [3] (0:11.20)	0:23.22 [3] (0:11.32)	0:11.90 [3] (0:11.90)						
Average Speed [km/h]	50.6	59.9	59.0	61.4	64.0	63.7	60.5						
Top Speed [km/h]	62.1	62.2	60.3	62.8	64.9	64.6	62.5						
Avg. Dist. to Rail [m]	1.9	0.5	0.5	0.4	1.0	0.9	1.0						
Avg. Stride Freq. [Hz]	2.2	2.3	2.3	2.3	2.4	2.5	2.3						
Avg. Stride Length [m]	6.3	7.2	7.1	7.3	7.3	7.2	7.1						



- [ ] Ranking at each section and finish
- .-.- No data available at this section
- NA No data available



Horse/Jockey Name	Tiritiri
Final Rank	6
Fastest Section Time (Section)	0:11.00 (400m)
Top Speed [km/h] (Section)	67.0 (600m)
Race State	Finished



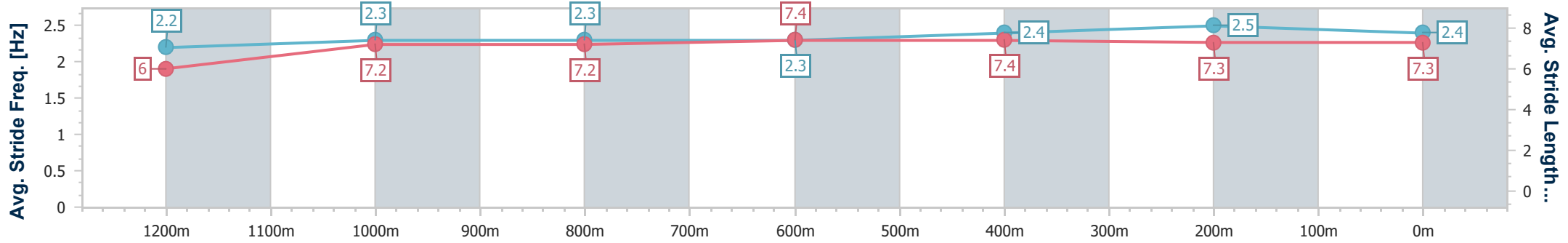
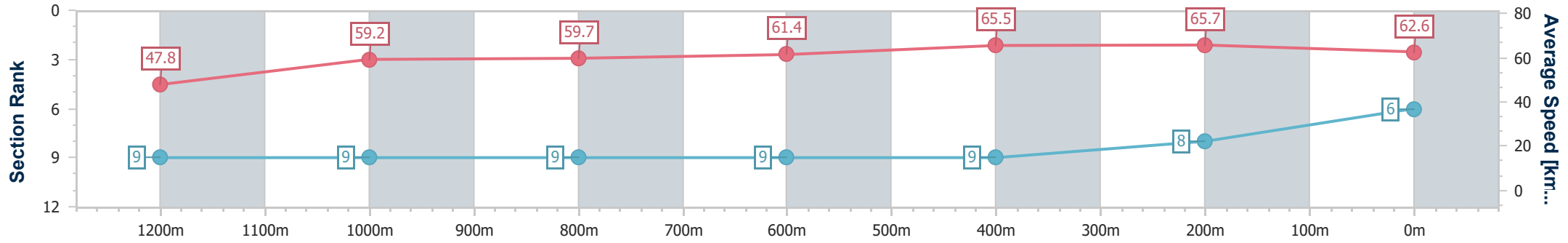
**Aquis Park Gold Coast QLD Professional**  
**Race 5: 92.5 TRIPLE M GOLD BREKKIE WITH FLAN ALI & SPIDA Class 3 Plate - 1400m**



02 November 2024 - 16:10

Track Rating: Soft 5, Weather: Fine, Rail Position: +5m 900m-W/Post

Section	Overall	1200m	1000m	800m	600m	400m	200m
Section Times	1:24.67 [6] (0:15.06)	1:09.61 [9] (0:12.16)	0:57.45 [9] (0:12.06)	0:45.39 [9] (0:11.83)	0:33.56 [9] (0:11.04)	0:22.52 [9] (0:11.00)	0:11.52 [8] (0:11.52)
Average Speed [km/h]	47.8	59.2	59.7	61.4	65.5	65.7	62.6
Top Speed [km/h]	59.1	60.1	60.6	64.0	67.0	66.4	64.8
Avg. Dist. to Rail [m]	5.1	0.4	0.6	1.4	1.3	5.3	6.9
Avg. Stride Freq. [Hz]	2.2	2.3	2.3	2.3	2.4	2.5	2.4
Avg. Stride Length [m]	6.0	7.2	7.2	7.4	7.4	7.3	7.3



- [ ] Ranking at each section and finish
- .-.- No data available at this section
- NA No data available



Horse/Jockey Name	Nightstick
Final Rank	7
Fastest Section Time (Section)	0:11.19 (600m)
Top Speed [km/h] (Section)	65.3 (400m)
Race State	Finished



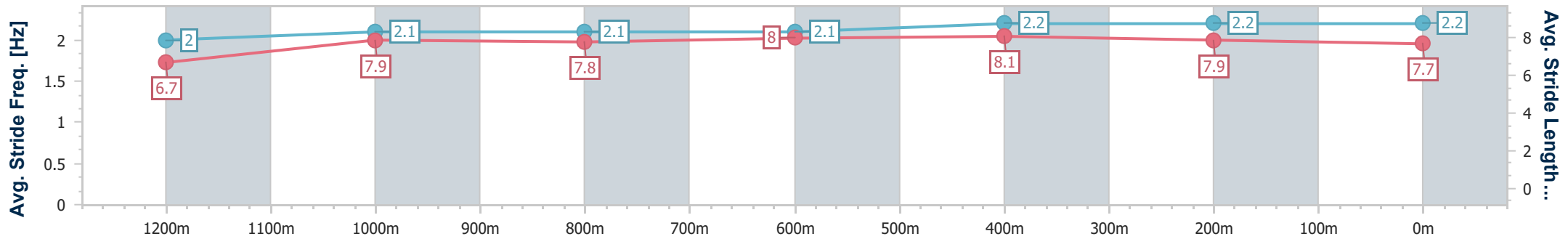
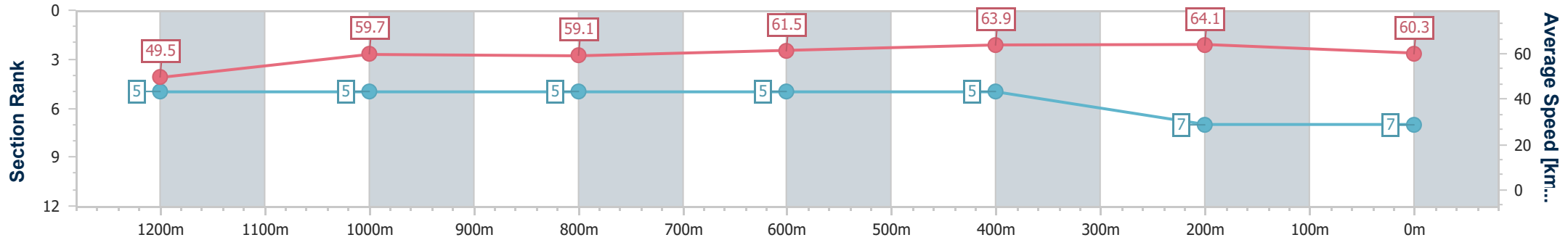
Aquis Park Gold Coast QLD Professional  
 Race 5: 92.5 TRIPLE M GOLD BREKKIE WITH FLAN ALI & SPIDA Class 3 Plate - 1400m



02 November 2024 - 16:10

Track Rating: Soft 5, Weather: Fine, Rail Position: +5m 900m-W/Post

Section	Overall	1200m	1000m	800m	600m	400m	200m
Section Times	1:24.82 [7] (0:14.58)	1:10.24 [5] (0:12.06)	0:58.18 [5] (0:12.12)	0:46.06 [5] (0:11.70)	0:34.36 [5] (0:11.19)	0:23.17 [5] (0:11.25)	0:11.92 [7] (0:11.92)
Average Speed [km/h]	49.5	59.7	59.1	61.5	63.9	64.1	60.3
Top Speed [km/h]	60.2	60.5	60.2	63.0	64.7	65.3	62.9
Avg. Dist. to Rail [m]	0.9	0.3	0.8	0.4	0.6	1.8	1.4
Avg. Stride Freq. [Hz]	2.0	2.1	2.1	2.1	2.2	2.2	2.2
Avg. Stride Length [m]	6.7	7.9	7.8	8.0	8.1	7.9	7.7



- [ ] Ranking at each section and finish
- .-.- No data available at this section
- NA No data available





Horse/Jockey Name	Martedi
Final Rank	8
Fastest Section Time (Section)	0:11.25 (400m)
Top Speed [km/h] (Section)	65.1 (400m)
Race State	Finished



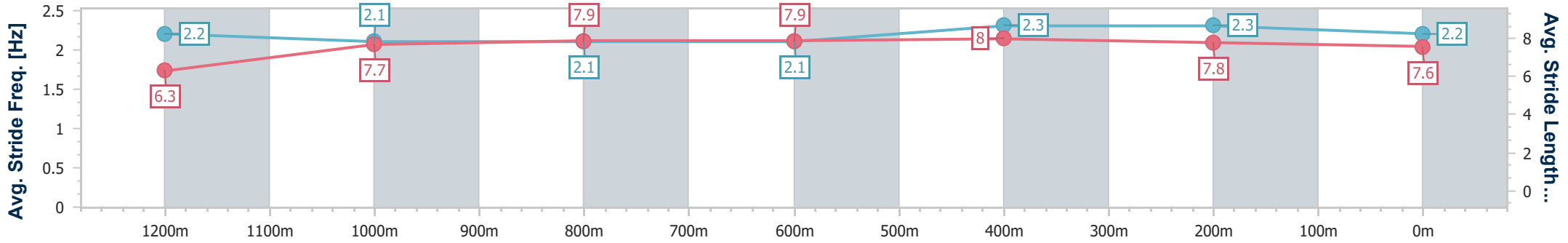
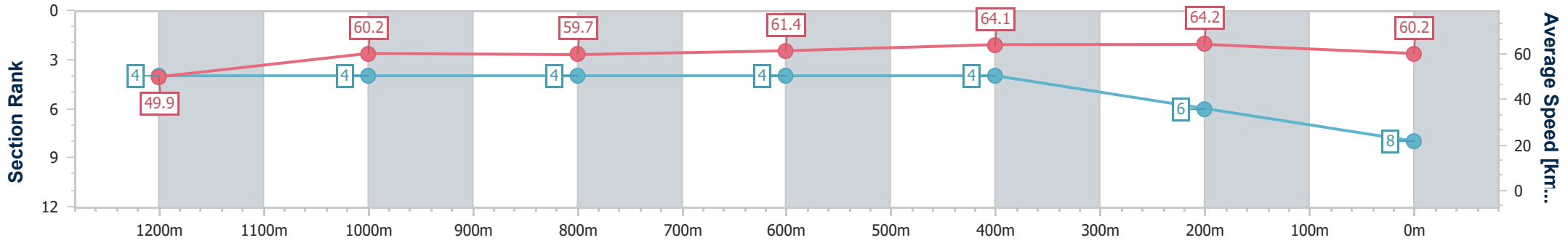
**Aquis Park Gold Coast QLD Professional**  
**Race 5: 92.5 TRIPLE M GOLD BREKKIE WITH FLAN ALI & SPIDA Class 3 Plate - 1400m**



02 November 2024 - 16:10

Track Rating: Soft 5, Weather: Fine, Rail Position: +5m 900m-  
W/Post

Section	Overall	1200m	1000m	800m	600m	400m	200m						
Section Times	1:24.84 [8] (0:14.44)	1:10.40 [4] (0:11.93)	0:58.47 [4] (0:12.17)	0:46.30 [4] (0:11.77)	0:34.53 [4] (0:11.30)	0:23.23 [4] (0:11.25)	0:11.98 [6] (0:11.98)						
Average Speed [km/h]	49.9	60.2	59.7	61.4	64.1	64.2	60.2						
Top Speed [km/h]	61.6	62.3	60.3	62.6	65.1	65.1	63.1						
Avg. Dist. to Rail [m]	1.8	1.0	0.9	1.6	1.2	3.7	3.7						
Avg. Stride Freq. [Hz]	2.2	2.1	2.1	2.1	2.3	2.3	2.2						
Avg. Stride Length [m]	6.3	7.7	7.9	7.9	8.0	7.8	7.6						



- [ ] Ranking at each section and finish
- .-.- No data available at this section
- NA No data available



Horse/Jockey Name	Reel Wild
Final Rank	9
Fastest Section Time (Section)	0:11.10 (600m)
Top Speed [km/h] (Section)	66.1 (600m)
Race State	Finished



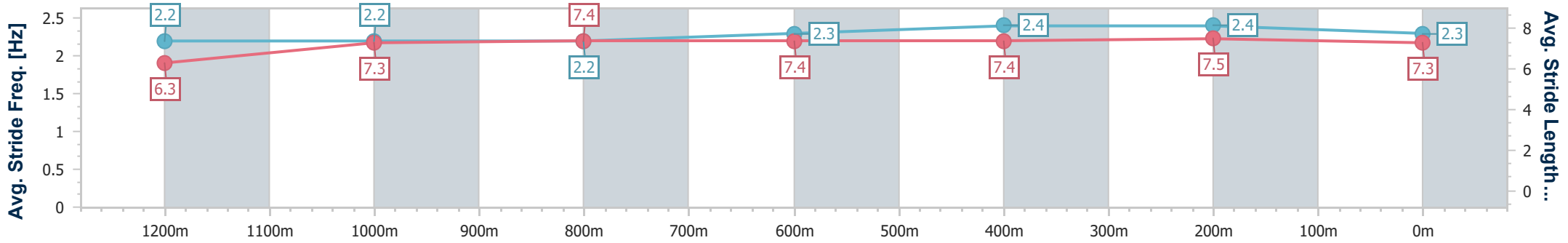
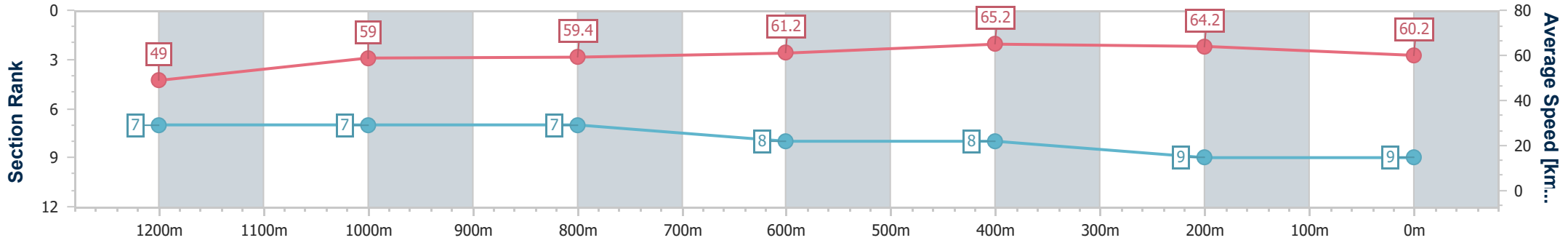
Aquis Park Gold Coast QLD Professional  
 Race 5: 92.5 TRIPLE M GOLD BREKKIE WITH FLAN ALI & SPIDA Class 3 Plate - 1400m



02 November 2024 - 16:10

Track Rating: Soft 5, Weather: Fine, Rail Position: +5m 900m-W/Post

Section	Overall	1200m	1000m	800m	600m	400m	200m
Section Times	1:25.16 [9] (0:14.68)	1:10.48 [7] (0:12.18)	0:58.30 [7] (0:12.18)	0:46.12 [7] (0:11.81)	0:34.31 [8] (0:11.10)	0:23.21 [8] (0:11.28)	0:11.93 [9] (0:11.93)
Average Speed [km/h]	49.0	59.0	59.4	61.2	65.2	64.2	60.2
Top Speed [km/h]	60.0	60.3	60.3	62.1	66.1	65.7	61.9
Avg. Dist. to Rail [m]	3.6	1.0	0.6	1.1	1.1	4.6	5.1
Avg. Stride Freq. [Hz]	2.2	2.2	2.2	2.3	2.4	2.4	2.3
Avg. Stride Length [m]	6.3	7.3	7.4	7.4	7.4	7.5	7.3



- [ ] Ranking at each section and finish
- .-.- No data available at this section
- NA No data available



**Aquis Park Gold Coast QLD Professional**  
**Race 6: TRIPLE M GOLD'S \$1000 MINUTE JERICO CUP (HEAT)**  
**BENCHMARK 70 Handicap - 3200m**  
**02 November 2024 - 16:49**



Track Rating: Soft 5, Weather: Fine, Rail Position: +5m 900m-W/Post

Section		Overall	3000m	2800m	2600m	2400m	2200m	2000m	Last 600m					
Field Times		3:24.36 (0:15.24)	3:09.12 (0:11.78)	2:57.34 (0:12.36)	2:44.98 (0:12.51)	2:32.47 (0:12.99)	2:19.48 (0:12.70)	2:06.78 (0:12.64)	0:38.36					
Rank	TAB	Horse/Jockey	Barrier	Top Speed [km/h]	Fastest Section							Distance Travelled [m]		
1	2	<b>TAPPY'S LAD</b> Sean Cormack	2	59.9 600m	0:12.09 3000m	3:24.36 [1] (0:15.81)	3:08.55 [5] (0:12.09)	2:56.46 [5] (0:12.56)	2:43.90 [5] (0:12.70)	2:31.20 [5] (0:13.04)	2:18.16 [5] (0:12.56)	2:05.60 [5] (0:12.59)	0:37.84	
2	1	<b>SOUTHERN STOCK</b> Corey Sutherland	4	61.7 800m	0:11.43 2800m	3:24.53 [2] (0:16.54)	3:07.99 [9] (0:13.54)	2:54.45 [9] (0:11.43)	2:43.02 [9] (0:12.64)	2:30.38 [9] (0:12.84)	2:17.54 [9] (0:13.00)	2:04.54 [9] (0:12.77)	0:37.20	-5
3	4	<b>GLEN MASSEY</b> Karl Zechner	7	61.2 3000m	0:11.78 3000m	3:24.69 [3] (0:15.24)	3:09.45 [1] (0:11.78)	2:57.67 [1] (0:12.36)	2:45.31 [1] (0:12.51)	2:32.80 [1] (0:12.99)	2:19.81 [1] (0:12.70)	2:07.11 [1] (0:12.70)	0:38.55	-6
4	9	<b>BUMP'N'RUN</b> Jason Taylor	9	60.7 Overall	0:11.91 3000m	3:24.83 [4] (0:15.60)	3:09.23 [4] (0:11.91)	2:57.32 [4] (0:12.32)	2:45.00 [4] (0:12.60)	2:32.40 [4] (0:12.92)	2:19.48 [4] (0:12.56)	2:06.92 [4] (0:12.31)	0:38.83	-6
5	13	<b>SMELTER</b> Anthony Allen	8	61.3 Overall	0:11.84 3000m	3:25.23 [5] (0:15.26)	3:09.97 [2] (0:11.84)	2:58.13 [2] (0:12.35)	2:45.78 [2] (0:12.59)	2:33.19 [2] (0:12.97)	2:20.22 [2] (0:12.67)	2:07.55 [2] (0:12.79)	0:38.91	+1
6	7	<b>PAPAL MISS</b> Casey Waddell	10	60.4 600m	0:12.14 800m	3:25.65 [6] (0:16.37)	3:09.28 [8] (0:12.67)	2:56.61 [7] (0:12.44)	2:44.17 [8] (0:12.48)	2:31.69 [7] (0:12.48)	2:19.21 [6] (0:12.69)	2:06.52 [6] (0:12.62)	0:38.49	+0
7	11	<b>NATURE BOY</b> Noriyuki Masuda	5	60.2 Overall	0:11.95 3000m	3:26.10 [7] (0:15.39)	3:10.71 [3] (0:11.95)	2:58.76 [3] (0:12.34)	2:46.42 [3] (0:12.62)	2:33.80 [3] (0:12.93)	2:20.87 [3] (0:12.66)	2:08.21 [3] (0:12.77)	0:39.66	-7
8	8	<b>MAJESTIC ANGEL</b> Rikki Jamieson	3	60.3 800m	0:11.61 2800m	3:27.20 [8] (0:16.31)	3:10.89 [7] (0:13.38)	2:57.51 [8] (0:11.61)	2:45.90 [7] (0:12.68)	2:33.22 [8] (0:12.82)	2:20.40 [8] (0:12.99)	2:07.41 [8] (0:12.92)	0:39.33	-9
9	10	<b>ANOTHER DAZZLER</b> Dale Smith	6	60.9 800m	0:12.06 800m	3:27.20 [9] (0:16.14)	3:11.06 [6] (0:12.58)	2:58.48 [6] (0:12.50)	2:45.98 [6] (0:12.71)	2:33.27 [6] (0:12.81)	2:20.46 [7] (0:12.91)	2:07.55 [7] (0:12.82)	0:39.67	-10

Scratched: Highland Hill (#5), Sir Lamorak (#3), Lady Matilda (#12), Giddy Gan's Joy (#6)

[ ] Ranking at each section and finish  
 -:-:- No data available at this section  
 NA No data available

SCN Saddle cloth number  
 DNF Did not finish  
 DNT Did not track



**Aquis Park Gold Coast QLD Professional**  
**Race 6: TRIPLE M GOLD'S \$1000 MINUTE JERICO CUP (HEAT)**  
**BENCHMARK 70 Handicap - 3200m**  
**02 November 2024 - 16:49**



Track Rating: Soft 5, Weather: Fine, Rail Position: +5m 900m-W/Post

Section		1800m	1600m	1400m	1200m	1000m	800m	600m	Last 600m				
Field Times		1:54.14 (0:12.46)	1:41.68 (0:12.80)	1:28.88 (0:12.75)	1:16.13 (0:12.78)	1:03.35 (0:12.49)	0:50.86 (0:12.50)	0:38.36 (0:12.49)	0:38.36				
Rank	TAB Horse/Jockey	Barrier	Top Speed [km/h]	Fastest Section									Distance Travelled [m]
1	2 TAPPY'S LAD Sean Cormack	2	59.9 600m	0:12.09 3000m	1:53.01 [5] (0:12.70)	1:40.31 [5] (0:12.76)	1:27.55 [5] (0:12.51)	1:15.04 [5] (0:12.57)	1:02.47 [5] (0:12.31)	0:50.16 [5] (0:12.32)	0:37.84 [5] (0:12.38)	0:37.84	
2	1 SOUTHERN STOCK Corey Sutherland	4	61.7 800m	0:11.43 2800m	1:51.77 [9] (0:12.75)	1:39.02 [8] (0:12.87)	1:26.15 [8] (0:12.37)	1:13.78 [8] (0:12.34)	1:01.44 [7] (0:12.28)	0:49.16 [7] (0:11.96)	0:37.20 [7] (0:12.09)	0:37.20	-5
3	4 GLEN MASSEY Karl Zechner	7	61.2 3000m	0:11.78 3000m	1:54.41 [2] (0:12.70)	1:41.71 [2] (0:12.94)	1:28.77 [2] (0:12.69)	1:16.08 [2] (0:12.71)	1:03.37 [2] (0:12.52)	0:50.85 [2] (0:12.30)	0:38.55 [2] (0:12.35)	0:38.55	-6
4	9 BUMP'N'RUN Jason Taylor	9	60.7 Overall	0:11.91 3000m	1:54.61 [1] (0:12.46)	1:42.15 [1] (0:12.80)	1:29.35 [1] (0:12.75)	1:16.60 [1] (0:12.78)	1:03.82 [1] (0:12.49)	0:51.33 [1] (0:12.50)	0:38.83 [1] (0:12.50)	0:38.83	-6
5	13 SMELTER Anthony Allen	8	61.3 Overall	0:11.84 3000m	1:54.76 [3] (0:12.77)	1:41.99 [4] (0:12.90)	1:29.09 [4] (0:12.68)	1:16.41 [4] (0:12.73)	1:03.68 [4] (0:12.46)	0:51.22 [4] (0:12.31)	0:38.91 [3] (0:12.41)	0:38.91	+1
6	7 PAPAL MISS Casey Waddell	10	60.4 600m	0:12.14 800m	1:53.90 [6] (0:12.81)	1:41.09 [6] (0:12.84)	1:28.25 [6] (0:12.72)	1:15.53 [6] (0:12.63)	1:02.90 [6] (0:12.27)	0:50.63 [6] (0:12.14)	0:38.49 [6] (0:12.25)	0:38.49	+0
7	11 NATURE BOY Noriyuki Masuda	5	60.2 Overall	0:11.95 3000m	1:55.44 [4] (0:12.52)	1:42.92 [3] (0:12.82)	1:30.10 [3] (0:12.71)	1:17.39 [3] (0:12.75)	1:04.64 [3] (0:12.52)	0:52.12 [3] (0:12.46)	0:39.66 [4] (0:12.64)	0:39.66	-7
8	8 MAJESTIC ANGEL Rikki Jamieson	3	60.3 800m	0:11.61 2800m	1:54.49 [8] (0:12.94)	1:41.55 [9] (0:13.11)	1:28.44 [9] (0:12.35)	1:16.09 [9] (0:12.32)	1:03.77 [9] (0:12.29)	0:51.48 [9] (0:12.15)	0:39.33 [9] (0:12.48)	0:39.33	-9
9	10 ANOTHER DAZZLER Dale Smith	6	60.9 800m	0:12.06 800m	1:54.73 [7] (0:12.83)	1:41.90 [7] (0:12.76)	1:29.14 [7] (0:12.44)	1:16.70 [7] (0:12.65)	1:04.05 [8] (0:12.32)	0:51.73 [8] (0:12.06)	0:39.67 [8] (0:12.51)	0:39.67	-10

Scratched: Highland Hill (#5), Sir Lamorak (#3), Lady Matilda (#12), Giddy Gan's Joy (#6)

[ ] Ranking at each section and finish  
 -:-:- No data available at this section  
 NA No data available

SCN Saddle cloth number  
 DNF Did not finish  
 DNT Did not track



**Aquis Park Gold Coast QLD Professional**  
**Race 6: TRIPLE M GOLD'S \$1000 MINUTE JERICHO CUP (HEAT)**  
**BENCHMARK 70 Handicap - 3200m**  
**02 November 2024 - 16:49**



Track Rating: Soft 5, Weather: Fine, Rail Position: +5m 900m-W/Post

Section				400m	200m			Last 600m			
Field Times				0:25.87 (0:12.81)	0:13.06 (0:13.06)			0:38.36			
Rank	TAB	Horse/Jockey	Barrier	Top Speed [km/h]	Fastest Section	Margin				Distance Travelled [m]	
1	2	<b>TAPPY'S LAD</b> Sean Cormack	2	59.9 600m	0:12.09 3000m	0:25.46 [4] (0:12.66)	0:12.80 [3] (0:12.80)	3:24.36		0:37.84	
2	1	<b>SOUTHERN STOCK</b> Corey Sutherland	4	61.7 800m	0:11.43 2800m	0:25.11 [7] (0:12.51)	0:12.60 [5] (0:12.60)	1L		0:37.20	-5
3	4	<b>GLEN MASSEY</b> Karl Zechner	7	61.2 3000m	0:11.78 3000m	0:26.20 [1] (0:12.81)	0:13.39 [1] (0:13.39)	1.8L		0:38.55	-6
4	9	<b>BUMP'N'RUN</b> Jason Taylor	9	60.7 Overall	0:11.91 3000m	0:26.33 [2] (0:12.92)	0:13.41 [2] (0:13.41)	2.6L		0:38.83	-6
5	13	<b>SMELTER</b> Anthony Allen	8	61.3 Overall	0:11.84 3000m	0:26.50 [3] (0:12.88)	0:13.62 [4] (0:13.62)	4.9L		0:38.91	+1
6	7	<b>PAPAL MISS</b> Casey Waddell	10	60.4 600m	0:12.14 800m	0:26.24 [6] (0:12.81)	0:13.43 [7] (0:13.43)	7.2L		0:38.49	+0
7	11	<b>NATURE BOY</b> Noriyuki Masuda	5	60.2 Overall	0:11.95 3000m	0:27.02 [5] (0:13.11)	0:13.91 [6] (0:13.91)	9.7L		0:39.66	-7
8	8	<b>MAJESTIC ANGEL</b> Rikki Jamieson	3	60.3 800m	0:11.61 2800m	0:26.85 [9] (0:13.18)	0:13.67 [9] (0:13.67)	16L		0:39.33	-9
9	10	<b>ANOTHER DAZZLER</b> Dale Smith	6	60.9 800m	0:12.06 800m	0:27.16 [8] (0:13.35)	0:13.81 [8] (0:13.81)	16.1L		0:39.67	-10

Scratched: Highland Hill (#5), Sir Lamorak (#3), Lady Matilda (#12), Giddy Gan's Joy (#6)

[ ] Ranking at each section and finish  
 -:-:- No data available at this section  
 NA No data available

SCN Saddle cloth number  
 DNF Did not finish  
 DNT Did not track



Horse/Jockey Name	Tappy's Lad
Final Rank	1
Fastest Section Time (Section)	0:12.09 (3000m)
Top Speed [km/h] (Section)	59.9 (600m)
Race State	Finished



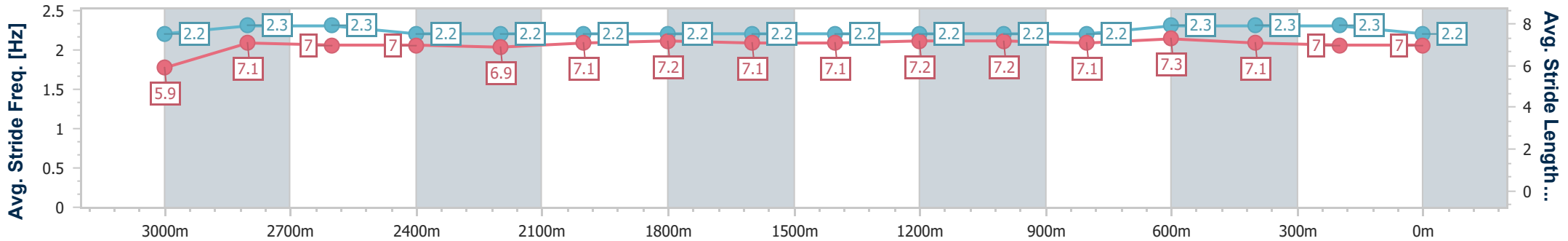
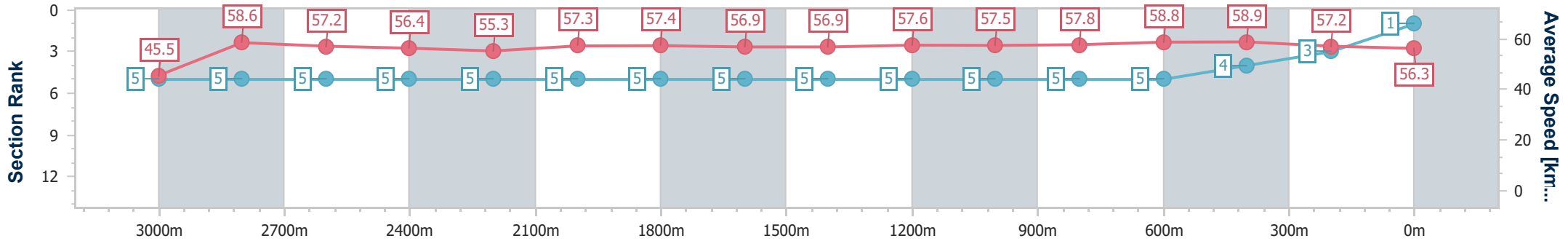
Aquis Park Gold Coast QLD Professional  
 Race 6: TRIPLE M GOLD'S \$1000 MINUTE JERICO CUP  
 (HEAT) BENCHMARK 70 Handicap - 3200m



02 November 2024 - 16:49

Track Rating: Soft 5, Weather: Fine, Rail Position: +5m 900m-W/Post

Section	2600m	2400m	2200m	2000m	1800m	1600m	1400m	1200m	1000m	800m	600m	400m	200m
Section Times	2:43.90 [5] (0:12.70)	2:31.20 [5] (0:13.04)	2:18.16 [5] (0:12.56)	2:05.60 [5] (0:12.59)	1:53.01 [5] (0:12.70)	1:40.31 [5] (0:12.76)	1:27.55 [5] (0:12.51)	1:15.04 [5] (0:12.57)	1:02.47 [5] (0:12.31)	0:50.16 [5] (0:12.32)	0:37.84 [5] (0:12.38)	0:25.46 [4] (0:12.66)	0:12.80 [3] (0:12.80)
Average Speed [km/h]	56.4	55.3	57.3	57.4	56.9	56.9	57.6	57.5	57.8	58.8	58.9	57.2	56.3
Top Speed [km/h]	57.5	56.4	58.4	58.2	58.2	58.0	58.8	57.9	59.1	59.4	59.9	57.8	58.4
Avg. Dist. to Rail [m]	0.6	0.4	0.1	0.7	1.4	1.6	1.8	1.7	1.2	1.8	2.2	5.3	6.2
Avg. Stride Freq. [Hz]	2.2	2.2	2.2	2.2	2.2	2.2	2.2	2.2	2.2	2.3	2.3	2.3	2.2
Avg. Stride Length [m]	7.0	6.9	7.1	7.2	7.1	7.1	7.2	7.2	7.1	7.3	7.1	7.0	7.0



- [ ] Ranking at each section and finish
- .-.- No data available at this section
- NA No data available



Horse/Jockey Name	Southern Stock
Final Rank	2
Fastest Section Time (Section)	0:11.43 (2800m)
Top Speed [km/h] (Section)	61.7 (800m)
Race State	Finished



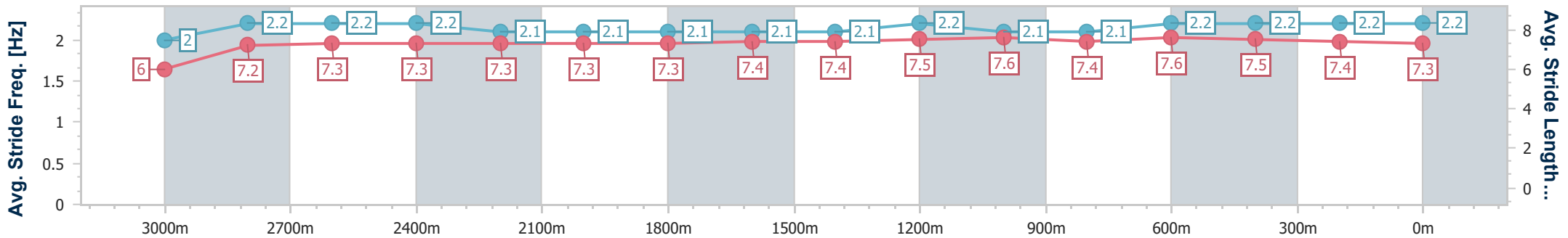
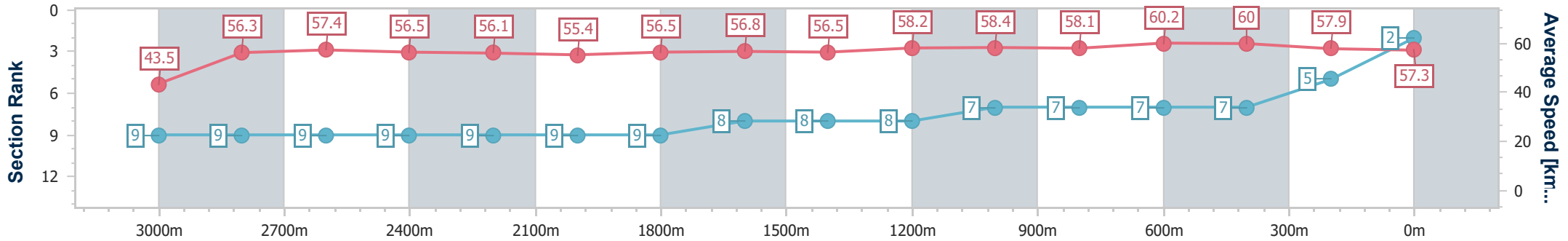
**Aquis Park Gold Coast QLD Professional**  
**Race 6: TRIPLE M GOLD'S \$1000 MINUTE JERICO CUP**  
**(HEAT) BENCHMARK 70 Handicap - 3200m**



02 November 2024 - 16:49

Track Rating: Soft 5, Weather: Fine, Rail Position: +5m 900m-W/Post

Section	2600m	2400m	2200m	2000m	1800m	1600m	1400m	1200m	1000m	800m	600m	400m	200m
Section Times	2:43.02 [9] (0:12.64)	2:30.38 [9] (0:12.84)	2:17.54 [9] (0:13.00)	2:04.54 [9] (0:12.77)	1:51.77 [9] (0:12.75)	1:39.02 [8] (0:12.87)	1:26.15 [8] (0:12.37)	1:13.78 [8] (0:12.34)	1:01.44 [7] (0:12.28)	0:49.16 [7] (0:11.96)	0:37.20 [7] (0:12.09)	0:25.11 [7] (0:12.51)	0:12.60 [5] (0:12.60)
Average Speed [km/h]	56.5	56.1	55.4	56.5	56.8	56.5	58.2	58.4	58.1	60.2	60.0	57.9	57.3
Top Speed [km/h]	57.1	57.1	56.8	57.7	58.4	57.6	59.4	59.4	59.2	61.7	61.6	58.7	57.7
Avg. Dist. to Rail [m]	1.8	0.7	0.2	0.7	1.9	1.5	1.8	2.2	1.0	0.8	1.9	6.7	10.0
Avg. Stride Freq. [Hz]	2.2	2.1	2.1	2.1	2.1	2.1	2.2	2.1	2.1	2.2	2.2	2.2	2.2
Avg. Stride Length [m]	7.3	7.3	7.3	7.3	7.4	7.4	7.5	7.6	7.4	7.6	7.5	7.4	7.3



- [ ] Ranking at each section and finish
- .-.- No data available at this section
- NA No data available



Horse/Jockey Name	Glen Massey
Final Rank	3
Fastest Section Time (Section)	0:11.78 (3000m)
Top Speed [km/h] (Section)	61.2 (3000m)
Race State	Finished



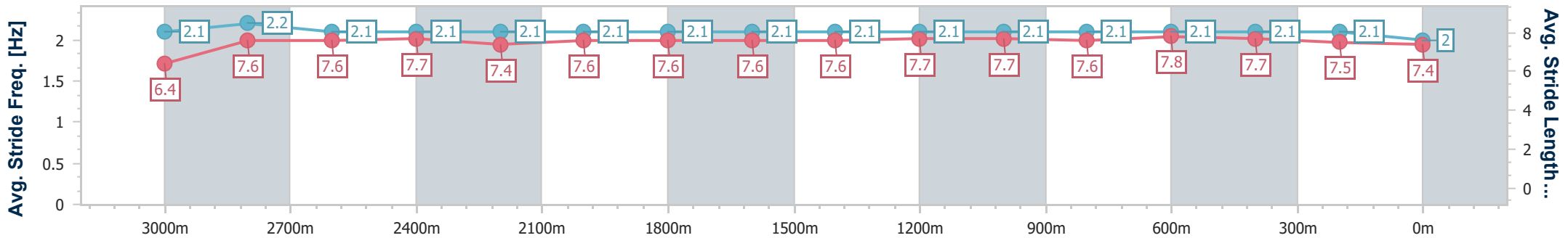
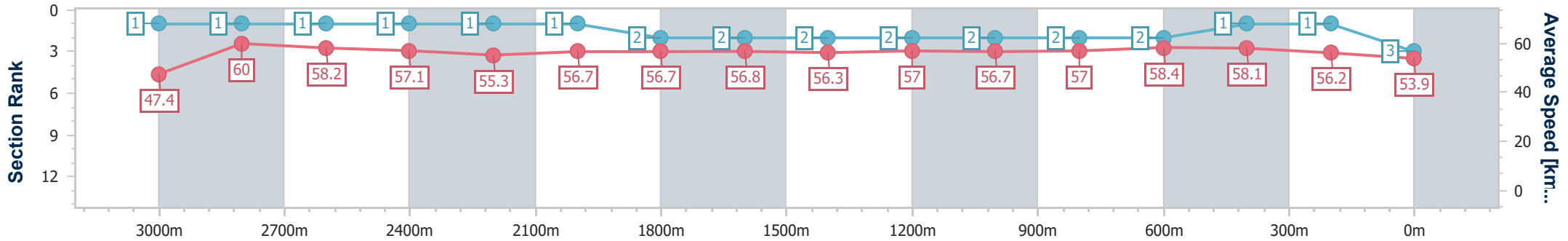
Aquis Park Gold Coast QLD Professional  
 Race 6: TRIPLE M GOLD'S \$1000 MINUTE JERICO CUP  
 (HEAT) BENCHMARK 70 Handicap - 3200m



02 November 2024 - 16:49

Track Rating: Soft 5, Weather: Fine, Rail Position: +5m 900m-W/Post

Section	2600m	2400m	2200m	2000m	1800m	1600m	1400m	1200m	1000m	800m	600m	400m	200m
Section Times	2:45.31 [1] (0:12.51)	2:32.80 [1] (0:12.99)	2:19.81 [1] (0:12.70)	2:07.11 [1] (0:12.70)	1:54.41 [2] (0:12.70)	1:41.71 [2] (0:12.94)	1:28.77 [2] (0:12.69)	1:16.08 [2] (0:12.71)	1:03.37 [2] (0:12.52)	0:50.85 [2] (0:12.30)	0:38.55 [2] (0:12.35)	0:26.20 [1] (0:12.81)	0:13.39 [1] (0:13.39)
Average Speed [km/h]	57.1	55.3	56.7	56.7	56.8	56.3	57.0	56.7	57.0	58.4	58.1	56.2	53.9
Top Speed [km/h]	58.1	58.0	57.5	57.1	58.0	58.0	58.0	57.0	58.0	58.8	59.0	56.8	55.4
Avg. Dist. to Rail [m]	1.1	0.6	0.8	0.7	0.8	2.0	2.4	2.3	0.8	0.9	0.8	1.1	2.4
Avg. Stride Freq. [Hz]	2.1	2.1	2.1	2.1	2.1	2.1	2.1	2.1	2.1	2.1	2.1	2.1	2.0
Avg. Stride Length [m]	7.7	7.4	7.6	7.6	7.6	7.6	7.7	7.7	7.6	7.8	7.7	7.5	7.4



- [ ] Ranking at each section and finish
- .-.- No data available at this section
- NA No data available





Horse/Jockey Name	Bump'n'run
Final Rank	4
Fastest Section Time (Section)	0:11.91 (3000m)
Top Speed [km/h] (Section)	60.7 (Overall)
Race State	Finished



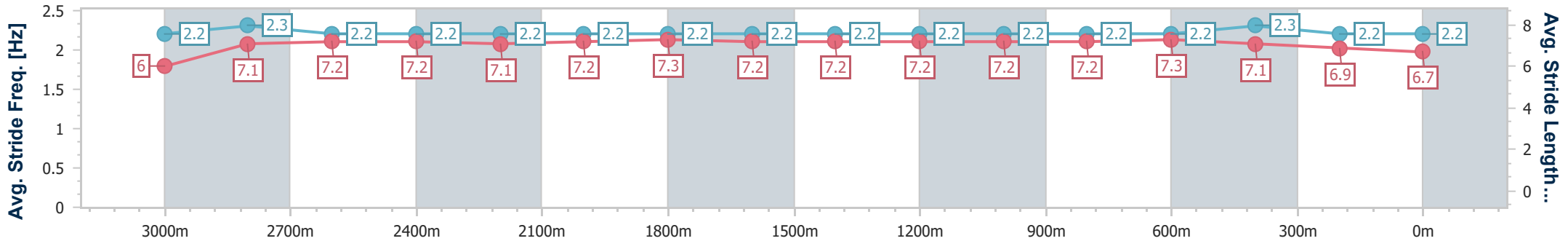
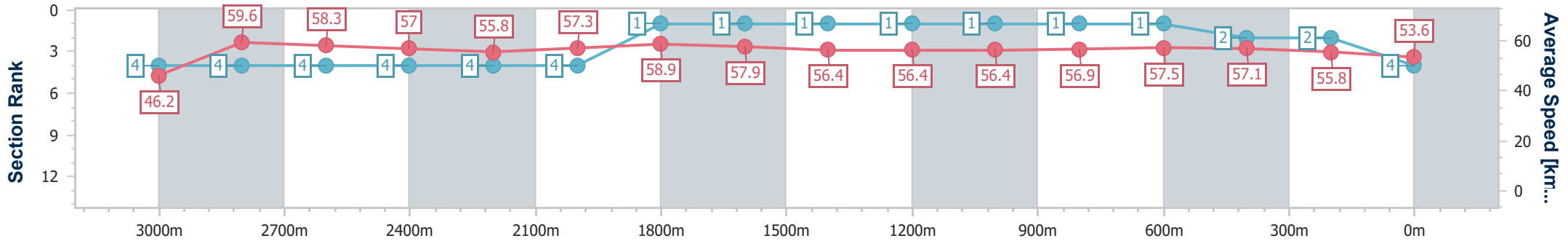
**Aquis Park Gold Coast QLD Professional**  
**Race 6: TRIPLE M GOLD'S \$1000 MINUTE JERICO CUP**  
**(HEAT) BENCHMARK 70 Handicap - 3200m**



02 November 2024 - 16:49

Track Rating: Soft 5, Weather: Fine, Rail Position: +5m 900m-W/Post

Section	2600m	2400m	2200m	2000m	1800m	1600m	1400m	1200m	1000m	800m	600m	400m	200m
Section Times	2:45.00 [4] (0:12.60)	2:32.40 [4] (0:12.92)	2:19.48 [4] (0:12.56)	2:06.92 [4] (0:12.31)	1:54.61 [1] (0:12.46)	1:42.15 [1] (0:12.80)	1:29.35 [1] (0:12.75)	1:16.60 [1] (0:12.78)	1:03.82 [1] (0:12.49)	0:51.33 [1] (0:12.50)	0:38.83 [1] (0:12.50)	0:26.33 [2] (0:12.92)	0:13.41 [2] (0:13.41)
Average Speed [km/h]	57.0	55.8	57.3	58.9	57.9	56.4	56.4	56.4	56.9	57.5	57.1	55.8	53.6
Top Speed [km/h]	58.5	56.8	58.1	60.0	59.4	57.7	56.9	56.5	57.7	58.0	58.0	56.5	55.0
Avg. Dist. to Rail [m]	0.8	0.5	0.1	1.7	0.5	0.8	0.3	0.3	0.5	0.4	0.9	0.4	0.5
Avg. Stride Freq. [Hz]	2.2	2.2	2.2	2.2	2.2	2.2	2.2	2.2	2.2	2.2	2.3	2.2	2.2
Avg. Stride Length [m]	7.2	7.1	7.2	7.3	7.2	7.2	7.2	7.2	7.2	7.3	7.1	6.9	6.7



- [ ] Ranking at each section and finish
- .-.- No data available at this section
- NA No data available



Horse/Jockey Name	Smelter
Final Rank	5
Fastest Section Time (Section)	0:11.84 (3000m)
Top Speed [km/h] (Section)	61.3 (Overall)
Race State	Finished



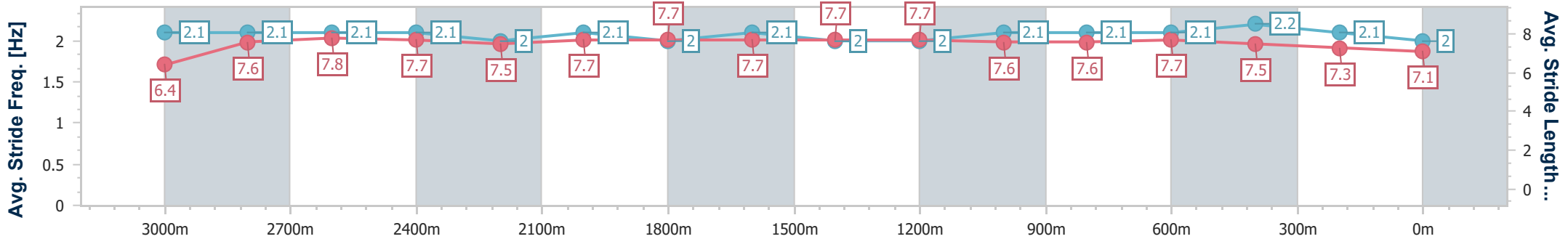
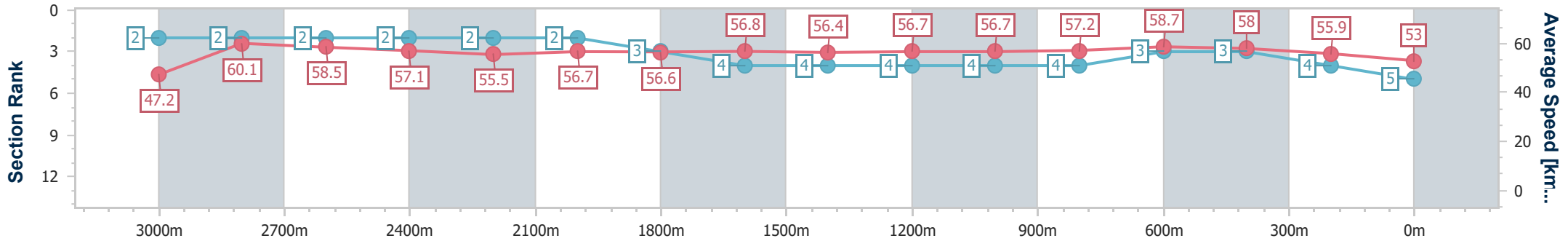
**Aquis Park Gold Coast QLD Professional**  
**Race 6: TRIPLE M GOLD'S \$1000 MINUTE JERICO CUP**  
**(HEAT) BENCHMARK 70 Handicap - 3200m**



02 November 2024 - 16:49

Track Rating: Soft 5, Weather: Fine, Rail Position: +5m 900m-W/Post

Section	2600m	2400m	2200m	2000m	1800m	1600m	1400m	1200m	1000m	800m	600m	400m	200m
Section Times	2:45.78 [2] (0:12.59)	2:33.19 [2] (0:12.97)	2:20.22 [2] (0:12.67)	2:07.55 [2] (0:12.79)	1:54.76 [3] (0:12.77)	1:41.99 [4] (0:12.90)	1:29.09 [4] (0:12.68)	1:16.41 [4] (0:12.73)	1:03.68 [4] (0:12.46)	0:51.22 [4] (0:12.31)	0:38.91 [3] (0:12.41)	0:26.50 [3] (0:12.88)	0:13.62 [4] (0:13.62)
Average Speed [km/h]	57.1	55.5	56.7	56.6	56.8	56.4	56.7	56.7	57.2	58.7	58.0	55.9	53.0
Top Speed [km/h]	58.5	56.6	57.1	57.7	57.2	57.0	57.5	57.1	58.1	59.5	59.0	57.0	55.1
Avg. Dist. to Rail [m]	0.6	0.5	0.2	0.9	1.5	1.7	1.6	1.6	1.0	0.9	0.5	1.7	4.0
Avg. Stride Freq. [Hz]	2.1	2.0	2.1	2.0	2.1	2.0	2.0	2.1	2.1	2.1	2.2	2.1	2.0
Avg. Stride Length [m]	7.7	7.5	7.7	7.7	7.7	7.7	7.7	7.6	7.6	7.7	7.5	7.3	7.1



- [ ] Ranking at each section and finish
- .-.- No data available at this section
- NA No data available



Horse/Jockey Name	Papal Miss
Final Rank	6
Fastest Section Time (Section)	0:12.14 (800m)
Top Speed [km/h] (Section)	60.4 (600m)
Race State	Finished



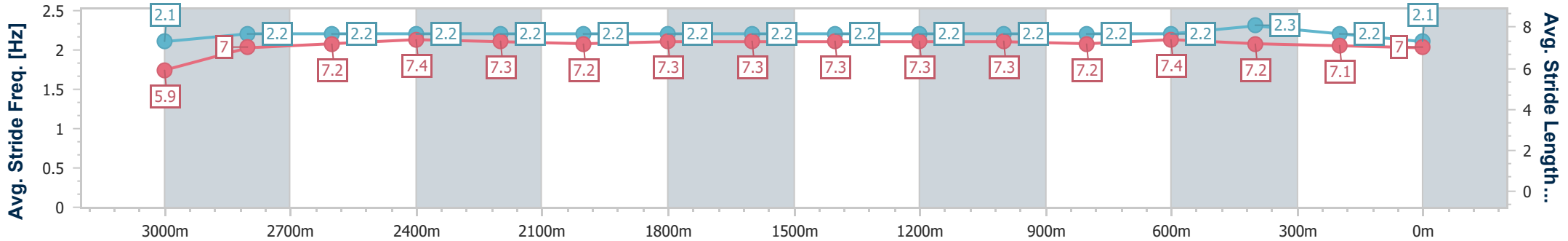
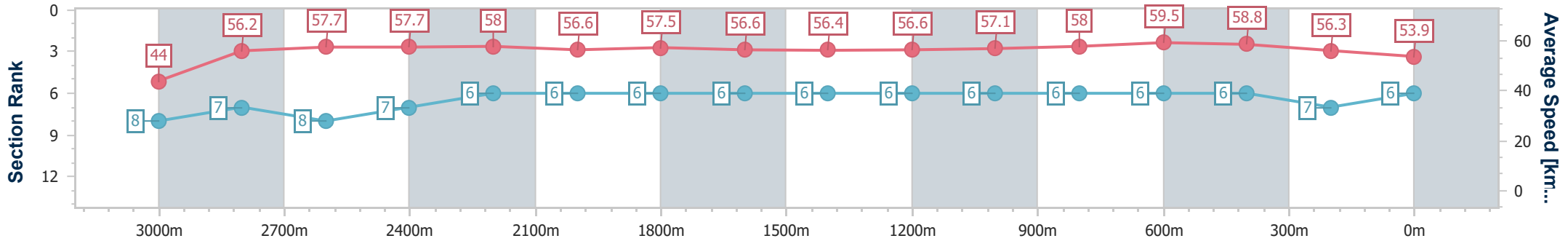
**Aquis Park Gold Coast QLD Professional**  
**Race 6: TRIPLE M GOLD'S \$1000 MINUTE JERICO CUP**  
**(HEAT) BENCHMARK 70 Handicap - 3200m**



02 November 2024 - 16:49

Track Rating: Soft 5, Weather: Fine, Rail Position: +5m 900m-W/Post

Section	2600m	2400m	2200m	2000m	1800m	1600m	1400m	1200m	1000m	800m	600m	400m	200m
Section Times	2:44.17 [8] (0:12.48)	2:31.69 [7] (0:12.48)	2:19.21 [6] (0:12.69)	2:06.52 [6] (0:12.62)	1:53.90 [6] (0:12.81)	1:41.09 [6] (0:12.84)	1:28.25 [6] (0:12.72)	1:15.53 [6] (0:12.63)	1:02.90 [6] (0:12.27)	0:50.63 [6] (0:12.14)	0:38.49 [6] (0:12.25)	0:26.24 [6] (0:12.81)	0:13.43 [7] (0:13.43)
Average Speed [km/h]	57.7	58.0	56.6	57.5	56.6	56.4	56.6	57.1	58.0	59.5	58.8	56.3	53.9
Top Speed [km/h]	59.1	59.8	57.5	58.0	57.1	57.0	56.9	57.7	59.4	60.2	60.4	57.5	55.2
Avg. Dist. to Rail [m]	0.7	1.4	0.7	1.3	1.5	1.3	1.5	1.5	0.9	1.1	0.7	3.0	5.5
Avg. Stride Freq. [Hz]	2.2	2.2	2.2	2.2	2.2	2.2	2.2	2.2	2.2	2.2	2.3	2.2	2.1
Avg. Stride Length [m]	7.4	7.3	7.2	7.3	7.3	7.3	7.3	7.3	7.2	7.4	7.2	7.1	7.0



- [ ] Ranking at each section and finish
- .-.- No data available at this section
- NA No data available



Horse/Jockey Name	Nature Boy
Final Rank	7
Fastest Section Time (Section)	0:11.95 (3000m)
Top Speed [km/h] (Section)	60.2 (Overall)
Race State	Finished



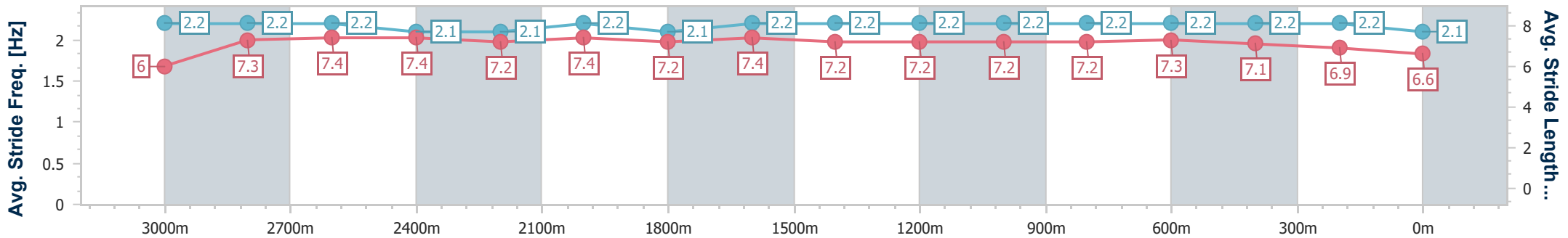
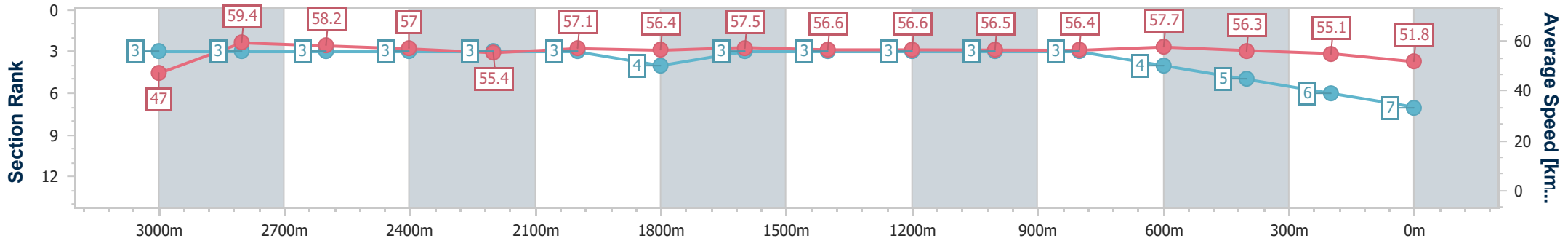
Aquis Park Gold Coast QLD Professional  
 Race 6: TRIPLE M GOLD'S \$1000 MINUTE JERICO CUP  
 (HEAT) BENCHMARK 70 Handicap - 3200m



02 November 2024 - 16:49

Track Rating: Soft 5, Weather: Fine, Rail Position: +5m 900m-W/Post

Section	2600m	2400m	2200m	2000m	1800m	1600m	1400m	1200m	1000m	800m	600m	400m	200m
Section Times	2:46.42 [3] (0:12.62)	2:33.80 [3] (0:12.93)	2:20.87 [3] (0:12.66)	2:08.21 [3] (0:12.77)	1:55.44 [4] (0:12.52)	1:42.92 [3] (0:12.82)	1:30.10 [3] (0:12.71)	1:17.39 [3] (0:12.75)	1:04.64 [3] (0:12.52)	0:52.12 [3] (0:12.46)	0:39.66 [4] (0:12.64)	0:27.02 [5] (0:13.11)	0:13.91 [6] (0:13.91)
Average Speed [km/h]	57.0	55.4	57.1	56.4	57.5	56.6	56.6	56.5	56.4	57.7	56.3	55.1	51.8
Top Speed [km/h]	58.7	57.1	57.5	57.3	58.9	58.3	57.7	56.9	57.6	58.6	57.1	55.9	54.6
Avg. Dist. to Rail [m]	0.7	0.5	0.7	0.7	0.4	1.1	0.5	0.5	0.6	1.1	1.2	1.3	2.7
Avg. Stride Freq. [Hz]	2.1	2.1	2.2	2.1	2.2	2.2	2.2	2.2	2.2	2.2	2.2	2.2	2.1
Avg. Stride Length [m]	7.4	7.2	7.4	7.2	7.4	7.2	7.2	7.2	7.2	7.3	7.1	6.9	6.6



- [ ] Ranking at each section and finish
- .-.- No data available at this section
- NA No data available



Horse/Jockey Name	Majestic Angel
Final Rank	8
Fastest Section Time (Section)	0:11.61 (2800m)
Top Speed [km/h] (Section)	60.3 (800m)
Race State	Finished



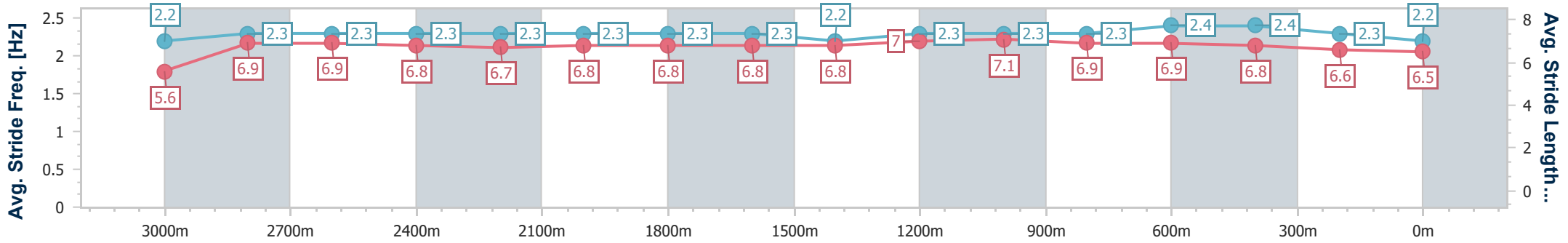
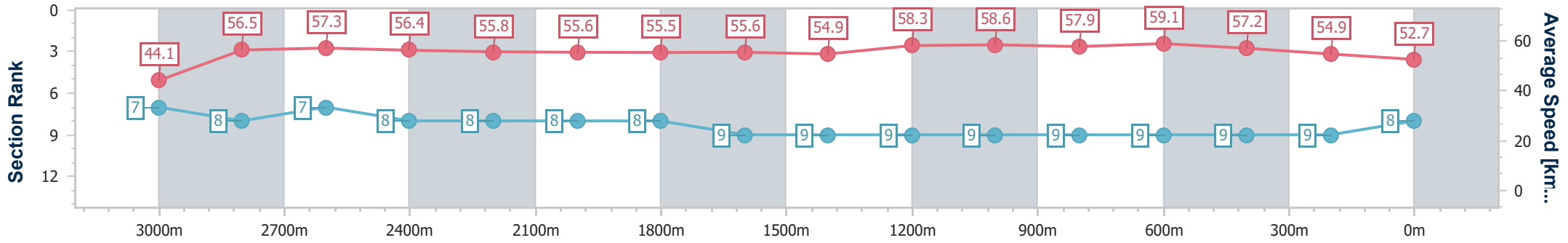
Aquis Park Gold Coast QLD Professional  
 Race 6: TRIPLE M GOLD'S \$1000 MINUTE JERICO CUP  
 (HEAT) BENCHMARK 70 Handicap - 3200m



02 November 2024 - 16:49

Track Rating: Soft 5, Weather: Fine, Rail Position: +5m 900m-  
 W/Post

Section	2600m	2400m	2200m	2000m	1800m	1600m	1400m	1200m	1000m	800m	600m	400m	200m
Section Times	2:45.90 [7] (0:12.68)	2:33.22 [8] (0:12.82)	2:20.40 [8] (0:12.99)	2:07.41 [8] (0:12.92)	1:54.49 [8] (0:12.94)	1:41.55 [9] (0:13.11)	1:28.44 [9] (0:12.35)	1:16.09 [9] (0:12.32)	1:03.77 [9] (0:12.29)	0:51.48 [9] (0:12.15)	0:39.33 [9] (0:12.48)	0:26.85 [9] (0:13.18)	0:13.67 [9] (0:13.67)
Average Speed [km/h]	56.4	55.8	55.6	55.5	55.6	54.9	58.3	58.6	57.9	59.1	57.2	54.9	52.7
Top Speed [km/h]	57.9	56.7	56.4	56.6	57.1	56.5	59.3	59.5	59.7	60.3	58.5	56.3	54.1
Avg. Dist. to Rail [m]	1.5	0.9	0.7	0.7	0.4	0.7	1.2	1.8	0.7	0.7	1.4	3.9	7.1
Avg. Stride Freq. [Hz]	2.3	2.3	2.3	2.3	2.3	2.2	2.3	2.3	2.3	2.4	2.4	2.3	2.2
Avg. Stride Length [m]	6.8	6.7	6.8	6.8	6.8	6.8	7.0	7.1	6.9	6.9	6.8	6.6	6.5



- [ ] Ranking at each section and finish
- .-.- No data available at this section
- NA No data available



Horse/Jockey Name	Another Dazzler
Final Rank	9
Fastest Section Time (Section)	0:12.06 (800m)
Top Speed [km/h] (Section)	60.9 (800m)
Race State	Finished



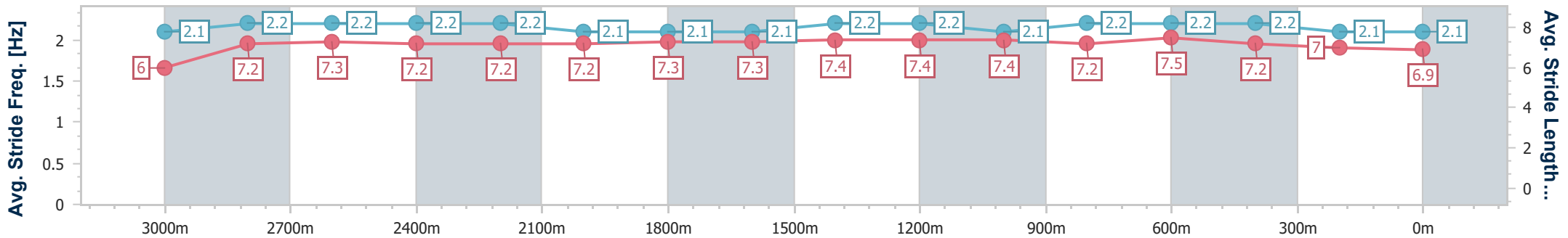
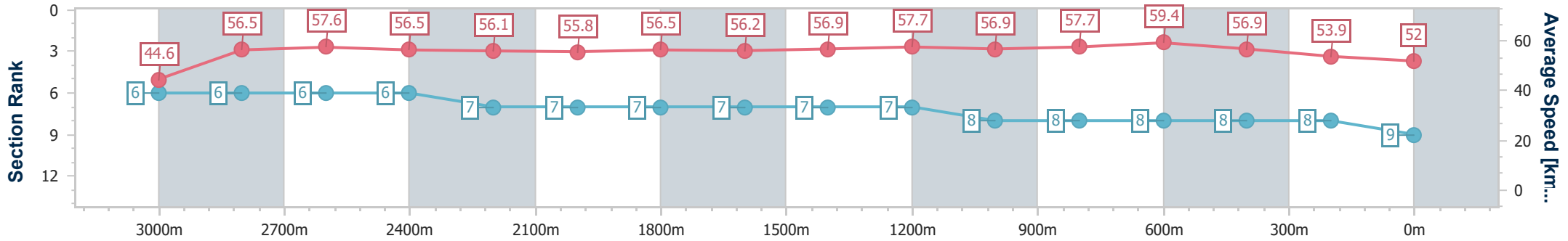
**Aquis Park Gold Coast QLD Professional**  
**Race 6: TRIPLE M GOLD'S \$1000 MINUTE JERICO CUP**  
**(HEAT) BENCHMARK 70 Handicap - 3200m**



02 November 2024 - 16:49

Track Rating: Soft 5, Weather: Fine, Rail Position: +5m 900m-W/Post

Section	2600m	2400m	2200m	2000m	1800m	1600m	1400m	1200m	1000m	800m	600m	400m	200m
Section Times	2:45.98 [6] (0:12.71)	2:33.27 [6] (0:12.81)	2:20.46 [7] (0:12.91)	2:07.55 [7] (0:12.82)	1:54.73 [7] (0:12.83)	1:41.90 [7] (0:12.76)	1:29.14 [7] (0:12.44)	1:16.70 [7] (0:12.65)	1:04.05 [8] (0:12.32)	0:51.73 [8] (0:12.06)	0:39.67 [8] (0:12.51)	0:27.16 [8] (0:13.35)	0:13.81 [8] (0:13.81)
Average Speed [km/h]	56.5	56.1	55.8	56.5	56.2	56.9	57.7	56.9	57.7	59.4	56.9	53.9	52.0
Top Speed [km/h]	57.8	57.7	56.7	57.0	57.7	57.9	58.3	57.5	59.7	60.9	58.4	54.9	53.0
Avg. Dist. to Rail [m]	0.6	0.5	0.5	0.9	0.9	1.0	1.5	1.0	0.5	1.0	1.8	1.5	4.0
Avg. Stride Freq. [Hz]	2.2	2.2	2.1	2.1	2.1	2.2	2.2	2.1	2.2	2.2	2.2	2.1	2.1
Avg. Stride Length [m]	7.2	7.2	7.2	7.3	7.3	7.4	7.4	7.4	7.2	7.5	7.2	7.0	6.9



- [ ] Ranking at each section and finish
- .-.- No data available at this section
- NA No data available



# Aquis Park Gold Coast QLD Professional

## Race 7: LISTNR BM65 Handicap - 1200m

02 November 2024 - 17:22



Track Rating: Soft 5, Weather: Fine, Rail Position: +5m 900m-W/Post

Section		Overall	1000m	800m	600m	400m	200m	Last 600m					
Field Times		1:09.92 (0:13.51)	0:56.41 (0:10.84)	0:45.57 (0:11.18)	0:34.39 (0:11.07)	0:23.32 (0:11.33)	0:11.99 (0:11.99)	0:34.39					
Rank	TAB Horse/Jockey	Barrier	Top Speed [km/h]	Fastest Section							Margin	Distance Travelled [m]	
1	8 KEMI ZABI Anthony Allen	4	67.0 400m	0:10.92 400m	1:09.92 [1] (0:14.03)	0:55.89 [8] (0:11.06)	0:44.83 [7] (0:11.16)	0:33.67 [6] (0:11.28)	0:22.39 [7] (0:10.92)	0:11.47 [5] (0:11.47)	1:09.92	0:33.67	
2	4 LIBERTY STEPS Jai Williams	6	67.4 400m	0:11.00 400m	1:09.96 [2] (0:13.79)	0:56.17 [5] (0:11.09)	0:45.08 [5] (0:11.24)	0:33.84 [5] (0:11.04)	0:22.80 [4] (0:11.00)	0:11.80 [3] (0:11.80)	0.2L	0:33.84	+0
3	6 PORT ERIN Kirk Matheson	8	68.3 Overall	0:10.77 1000m	1:10.18 [3] (0:13.60)	0:56.58 [2] (0:10.77)	0:45.81 [2] (0:11.22)	0:34.59 [2] (0:11.11)	0:23.48 [2] (0:11.23)	0:12.25 [1] (0:12.25)	1.5L	0:34.59	+6
4	10 ROSE OF SHIRAZ Michael Cahill	11	67.8 1000m	0:11.00 1000m	1:10.47 [4] (0:13.62)	0:56.85 [3] (0:11.00)	0:45.85 [3] (0:11.30)	0:34.55 [3] (0:11.13)	0:23.42 [3] (0:11.26)	0:12.16 [4] (0:12.16)	3L	0:34.55	+8
5	7 AIN'T SHE LOVELY Gregory Walters	2	68.1 1000m	0:10.84 1000m	1:10.55 [5] (0:13.51)	0:57.04 [1] (0:10.84)	0:46.20 [1] (0:11.18)	0:35.02 [1] (0:11.07)	0:23.95 [1] (0:11.47)	0:12.48 [2] (0:12.48)	3.4L	0:35.02	+0
6	2 HALFAHOPE Sariah Champkin	5	66.6 Overall	0:11.15 1000m	1:10.74 [6] (0:13.86)	0:56.88 [6] (0:11.15)	0:45.73 [6] (0:11.30)	0:34.43 [7] (0:11.19)	0:23.24 [6] (0:11.34)	0:11.90 [7] (0:11.90)	4.4L	0:34.43	+4
7	9 PRINCE OF SOOVIEV Sean Cormack	1	66.4 Overall	0:11.06 1000m	1:11.26 [7] (0:13.75)	0:57.51 [4] (0:11.06)	0:46.45 [4] (0:11.19)	0:35.26 [4] (0:11.20)	0:24.06 [5] (0:11.32)	0:12.74 [6] (0:12.74)	7.4L	0:35.26	+1
8	1 LOOK A'LIKE Dylan Turner	7	66.5 1000m	0:11.32 400m	1:11.71 [8] (0:13.99)	0:57.72 [7] (0:11.35)	0:46.37 [8] (0:11.38)	0:34.99 [8] (0:11.44)	0:23.55 [8] (0:11.32)	0:12.23 [8] (0:12.23)	9.9L	0:34.99	+4

Scratched: One 'N' Only (#3), Mio Sorrento (#5), London Point (#11), Pink Cashmere (#12)

[ ] Ranking at each section and finish  
 -:-:- No data available at this section  
 NA No data available

SCN Saddle cloth number  
 DNF Did not finish  
 DNT Did not track



Horse/Jockey Name	Kemi Zabi
Final Rank	1
Fastest Section Time (Section)	0:10.92 (400m)
Top Speed [km/h] (Section)	67.0 (400m)
Race State	Finished



Aquis Park Gold Coast QLD Professional

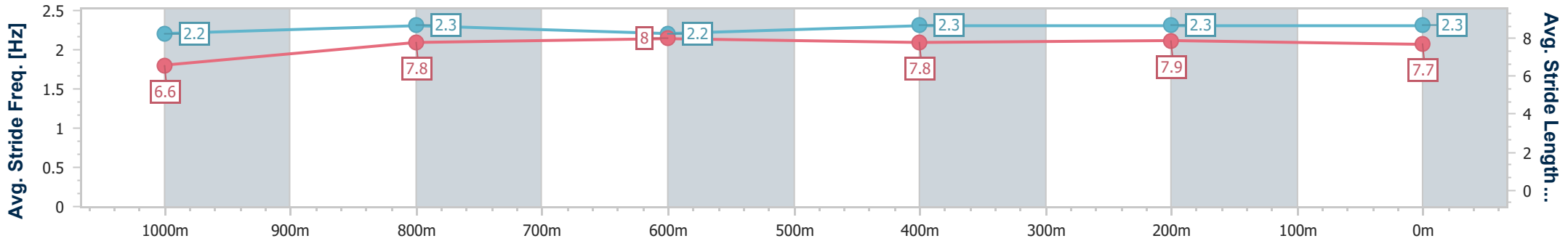
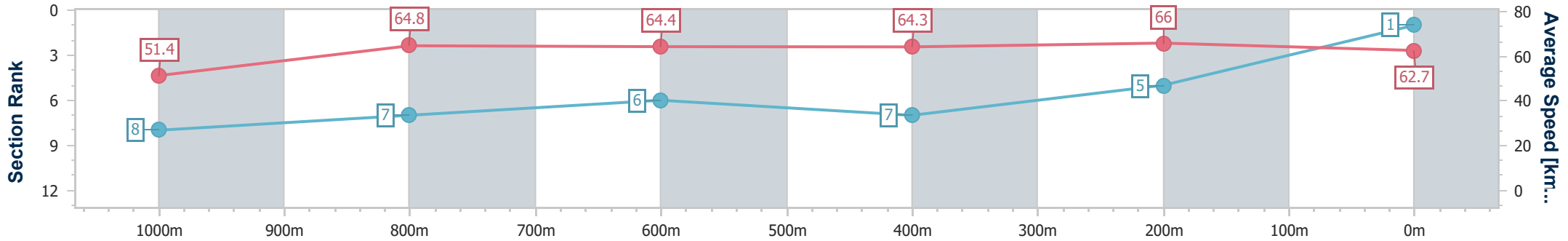
Race 7: LISTNR BM65 Handicap - 1200m

02 November 2024 - 17:22

Track Rating: Soft 5, Weather: Fine, Rail Position: +5m 900m-W/Post



Section	Overall	1000m	800m	600m	400m	200m
Section Times	1:09.92 [1] (0:14.03)	0:55.89 [8] (0:11.06)	0:44.83 [7] (0:11.16)	0:33.67 [6] (0:11.28)	0:22.39 [7] (0:10.92)	0:11.47 [5] (0:11.47)
Average Speed [km/h]	51.4	64.8	64.4	64.3	66.0	62.7
Top Speed [km/h]	66.9	66.9	64.8	65.7	67.0	65.0
Avg. Dist. to Rail [m]	0.7	0.7	0.8	1.0	4.9	6.9
Avg. Stride Freq. [Hz]	2.2	2.3	2.2	2.3	2.3	2.3
Avg. Stride Length [m]	6.6	7.8	8.0	7.8	7.9	7.7



- [ ] Ranking at each section and finish
- .-.- No data available at this section
- NA No data available





Horse/Jockey Name	Liberty Steps
Final Rank	2
Fastest Section Time (Section)	0:11.00 (400m)
Top Speed [km/h] (Section)	67.4 (400m)
Race State	Finished



Aquis Park Gold Coast QLD Professional

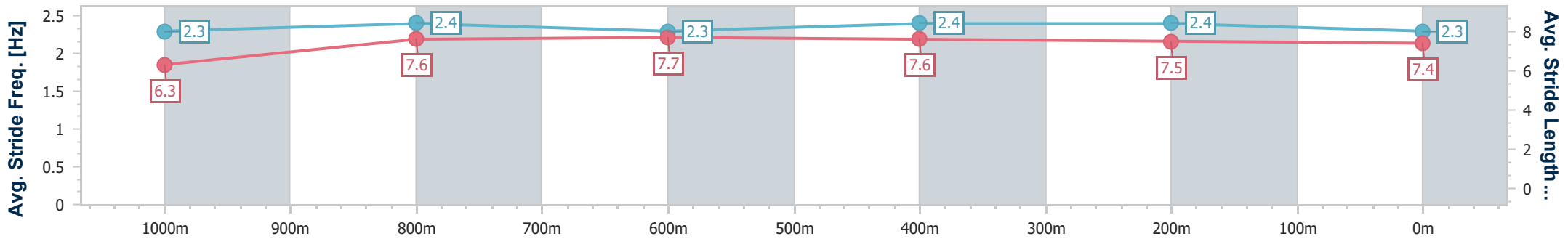
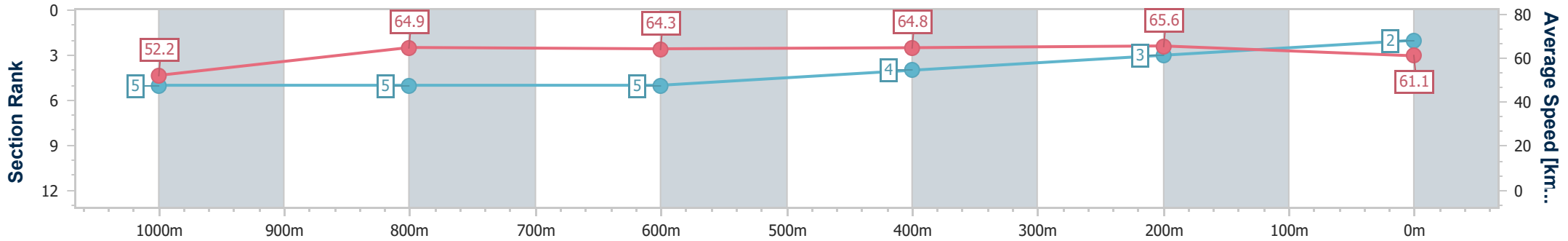
Race 7: LISTNR BM65 Handicap - 1200m

02 November 2024 - 17:22

Track Rating: Soft 5, Weather: Fine, Rail Position: +5m 900m-W/Post



Section	Overall	1000m	800m	600m	400m	200m
Section Times	1:09.96 [2] (0:13.79)	0:56.17 [5] (0:11.09)	0:45.08 [5] (0:11.24)	0:33.84 [5] (0:11.04)	0:22.80 [4] (0:11.00)	0:11.80 [3] (0:11.80)
Average Speed [km/h]	52.2	64.9	64.3	64.8	65.6	61.1
Top Speed [km/h]	67.1	66.0	65.2	66.1	67.4	63.5
Avg. Dist. to Rail [m]	2.8	0.6	0.6	0.7	2.8	4.4
Avg. Stride Freq. [Hz]	2.3	2.4	2.3	2.4	2.4	2.3
Avg. Stride Length [m]	6.3	7.6	7.7	7.6	7.5	7.4



- [ ] Ranking at each section and finish
- .-.- No data available at this section
- NA No data available



Horse/Jockey Name	Port Erin
Final Rank	3
Fastest Section Time (Section)	0:10.77 (1000m)
Top Speed [km/h] (Section)	68.3 (Overall)
Race State	Finished



Aquis Park Gold Coast QLD Professional

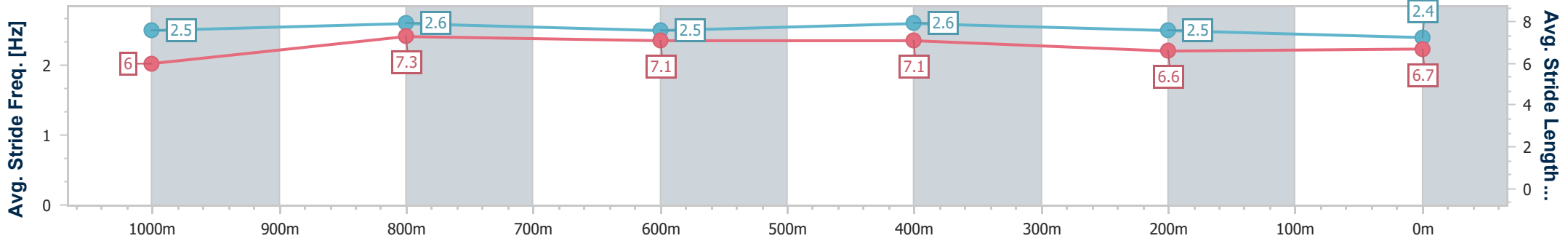
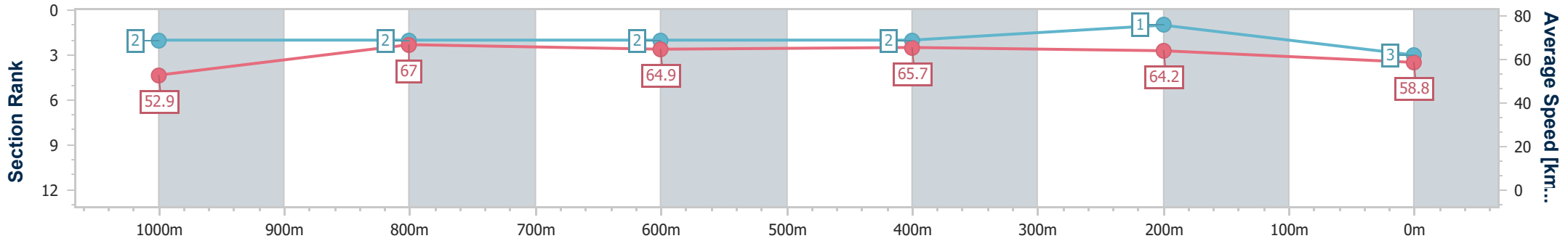
Race 7: LISTNR BM65 Handicap - 1200m

02 November 2024 - 17:22

Track Rating: Soft 5, Weather: Fine, Rail Position: +5m 900m-W/Post



Section	Overall	1000m	800m	600m	400m	200m
Section Times	1:10.18 [3] (0:13.60)	0:56.58 [2] (0:10.77)	0:45.81 [2] (0:11.22)	0:34.59 [2] (0:11.11)	0:23.48 [2] (0:11.23)	0:12.25 [1] (0:12.25)
Average Speed [km/h]	52.9	67.0	64.9	65.7	64.2	58.8
Top Speed [km/h]	68.3	68.3	66.0	67.3	67.5	61.3
Avg. Dist. to Rail [m]	4.3	1.0	2.1	2.6	4.3	4.8
Avg. Stride Freq. [Hz]	2.5	2.6	2.5	2.6	2.5	2.4
Avg. Stride Length [m]	6.0	7.3	7.1	7.1	6.6	6.7



- [ ] Ranking at each section and finish
- .-.- No data available at this section
- NA No data available



Horse/Jockey Name	Rose Of Shiraz
Final Rank	4
Fastest Section Time (Section)	0:11.00 (1000m)
Top Speed [km/h] (Section)	67.8 (1000m)
Race State	Finished



### Aquis Park Gold Coast QLD Professional

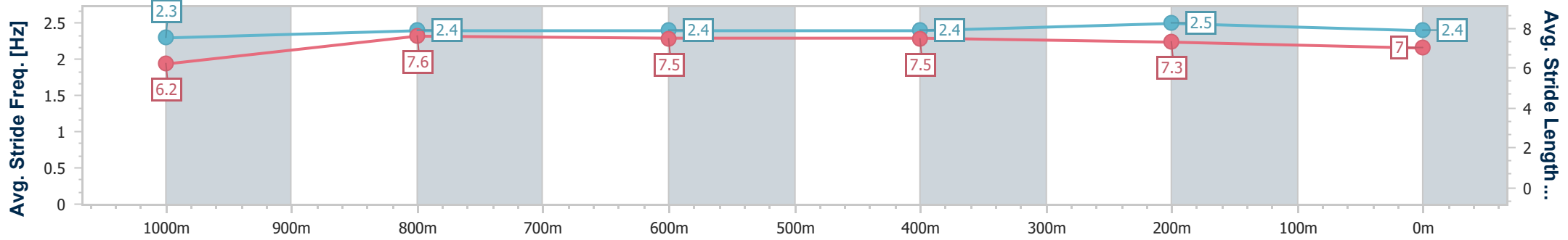
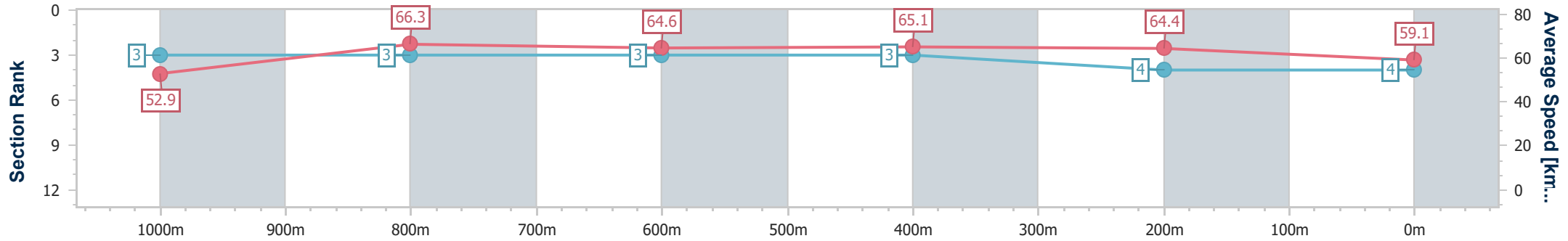
Race 7: LISTNR BM65 Handicap - 1200m

02 November 2024 - 17:22

Track Rating: Soft 5, Weather: Fine, Rail Position: +5m 900m-W/Post



Section	Overall	1000m	800m	600m	400m	200m
Section Times	1:10.47 [4] (0:13.62)	0:56.85 [3] (0:11.00)	0:45.85 [3] (0:11.30)	0:34.55 [3] (0:11.13)	0:23.42 [3] (0:11.26)	0:12.16 [4] (0:12.16)
Average Speed [km/h]	52.9	66.3	64.6	65.1	64.4	59.1
Top Speed [km/h]	67.7	67.8	65.4	66.4	65.0	62.1
Avg. Dist. to Rail [m]	5.7	2.2	4.3	1.2	3.7	4.5
Avg. Stride Freq. [Hz]	2.3	2.4	2.4	2.4	2.5	2.4
Avg. Stride Length [m]	6.2	7.6	7.5	7.5	7.3	7.0



- [ ] Ranking at each section and finish
- .-.- No data available at this section
- NA No data available



Horse/Jockey Name	Ain't She Lovely
Final Rank	5
Fastest Section Time (Section)	0:10.84 (1000m)
Top Speed [km/h] (Section)	68.1 (1000m)
Race State	Finished



Aquis Park Gold Coast QLD Professional

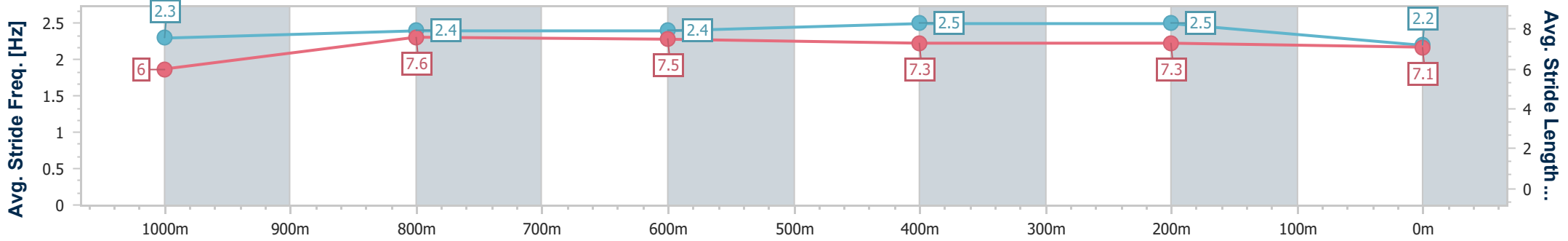
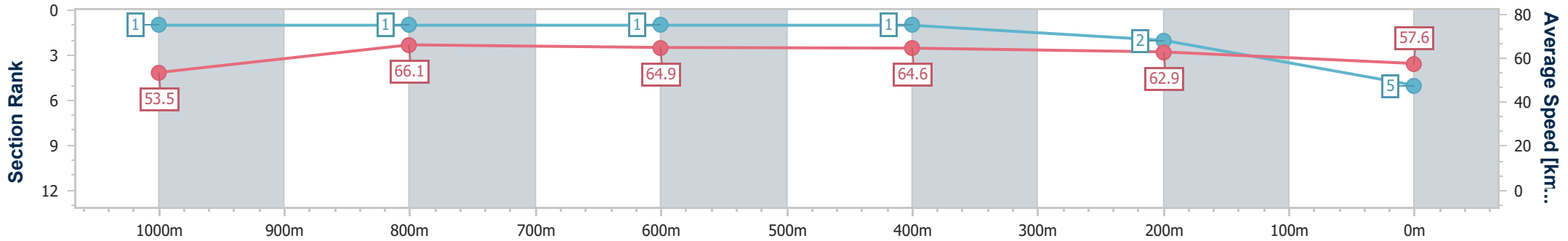
Race 7: LISTNR BM65 Handicap - 1200m

02 November 2024 - 17:22

Track Rating: Soft 5, Weather: Fine, Rail Position: +5m 900m-W/Post



Section	Overall	1000m	800m	600m	400m	200m								
Section Times	1:10.55 [5] (0:13.51)	0:57.04 [1] (0:10.84)	0:46.20 [1] (0:11.18)	0:35.02 [1] (0:11.07)	0:23.95 [1] (0:11.47)	0:12.48 [2] (0:12.48)								
Average Speed [km/h]	53.5	66.1	64.9	64.6	62.9	57.6								
Top Speed [km/h]	65.5	68.1	65.9	65.9	63.7	60.8								
Avg. Dist. to Rail [m]	1.7	0.5	1.8	0.9	0.5	1.2								
Avg. Stride Freq. [Hz]	2.3	2.4	2.4	2.5	2.5	2.2								
Avg. Stride Length [m]	6.0	7.6	7.5	7.3	7.3	7.1								



- [ ] Ranking at each section and finish
- .-.- No data available at this section
- NA No data available



Horse/Jockey Name	Halfhope
Final Rank	6
Fastest Section Time (Section)	0:11.15 (1000m)
Top Speed [km/h] (Section)	66.6 (Overall)
Race State	Finished



Aquis Park Gold Coast QLD Professional

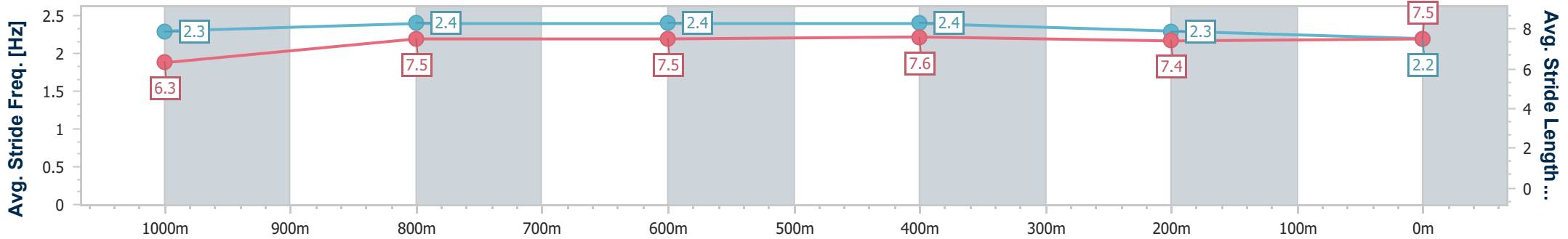
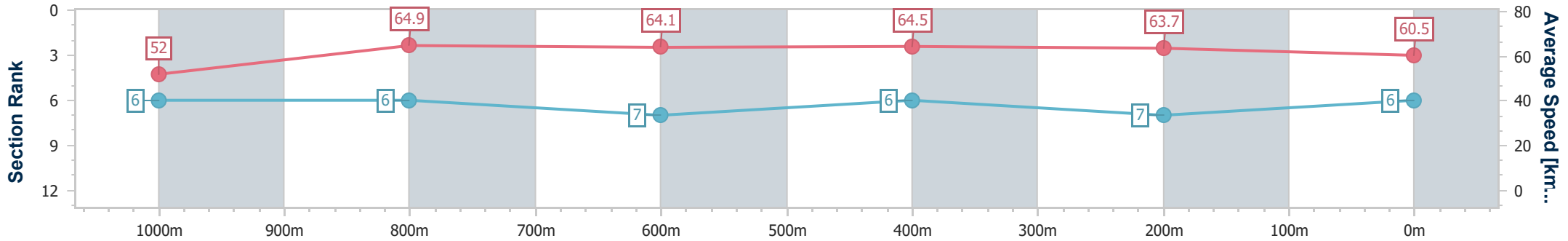
Race 7: LISTNR BM65 Handicap - 1200m

02 November 2024 - 17:22

Track Rating: Soft 5, Weather: Fine, Rail Position: +5m 900m-W/Post



Section	Overall	1000m	800m	600m	400m	200m
Section Times	1:10.74 [6] (0:13.86)	0:56.88 [6] (0:11.15)	0:45.73 [6] (0:11.30)	0:34.43 [7] (0:11.19)	0:23.24 [6] (0:11.34)	0:11.90 [7] (0:11.90)
Average Speed [km/h]	52.0	64.9	64.1	64.5	63.7	60.5
Top Speed [km/h]	66.6	66.3	64.9	65.5	64.6	63.0
Avg. Dist. to Rail [m]	1.8	1.3	1.8	0.6	3.5	4.7
Avg. Stride Freq. [Hz]	2.3	2.4	2.4	2.4	2.3	2.2
Avg. Stride Length [m]	6.3	7.5	7.5	7.6	7.4	7.5



- [ ] Ranking at each section and finish
- .-.- No data available at this section
- NA No data available



Horse/Jockey Name	Prince Of Sooview
Final Rank	7
Fastest Section Time (Section)	0:11.06 (1000m)
Top Speed [km/h] (Section)	66.4 (Overall)
Race State	Finished



Aquis Park Gold Coast QLD Professional

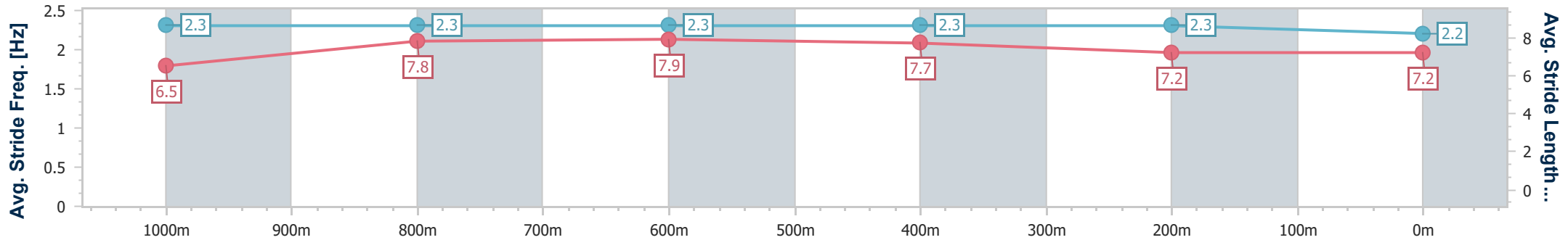
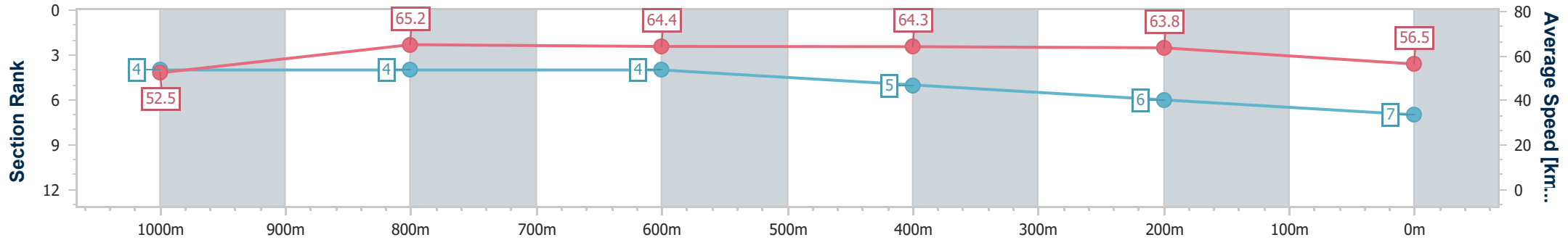
Race 7: LISTNR BM65 Handicap - 1200m

02 November 2024 - 17:22

Track Rating: Soft 5, Weather: Fine, Rail Position: +5m 900m-W/Post



Section	Overall	1000m	800m	600m	400m	200m
Section Times	1:11.26 [7] (0:13.75)	0:57.51 [4] (0:11.06)	0:46.45 [4] (0:11.19)	0:35.26 [4] (0:11.20)	0:24.06 [5] (0:11.32)	0:12.74 [6] (0:12.74)
Average Speed [km/h]	52.5	65.2	64.4	64.3	63.8	56.5
Top Speed [km/h]	66.4	66.1	65.2	65.3	65.1	61.0
Avg. Dist. to Rail [m]	0.5	0.7	0.9	0.6	2.2	4.4
Avg. Stride Freq. [Hz]	2.3	2.3	2.3	2.3	2.3	2.2
Avg. Stride Length [m]	6.5	7.8	7.9	7.7	7.2	7.2



- [ ] Ranking at each section and finish
- .-.- No data available at this section
- NA No data available



Horse/Jockey Name	Look A'like
Final Rank	8
Fastest Section Time (Section)	0:11.32 (400m)
Top Speed [km/h] (Section)	66.5 (1000m)
Race State	Finished



Aquis Park Gold Coast QLD Professional

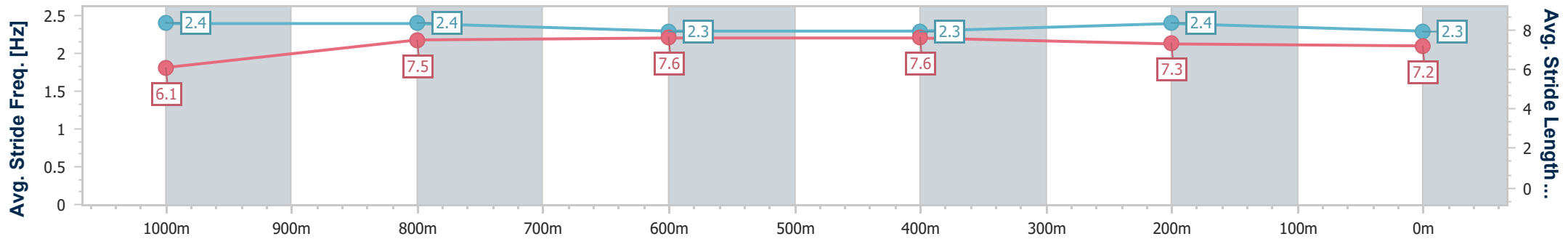
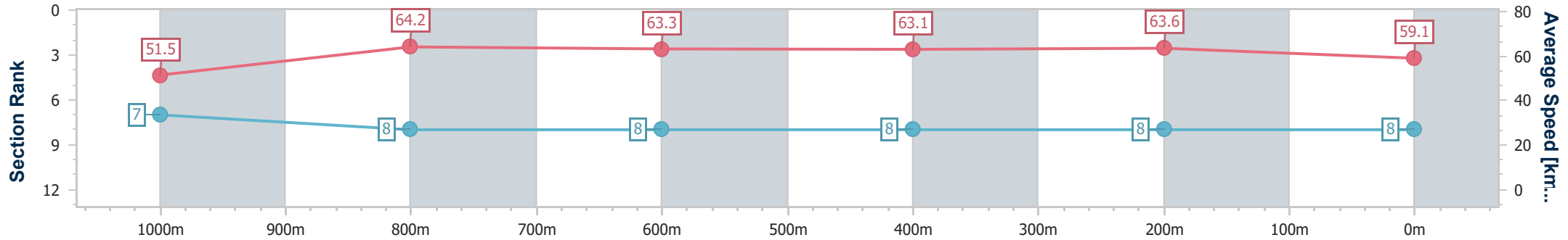
Race 7: LISTNR BM65 Handicap - 1200m

02 November 2024 - 17:22

Track Rating: Soft 5, Weather: Fine, Rail Position: +5m 900m-W/Post



Section	Overall	1000m	800m	600m	400m	200m
Section Times	1:11.71 [8] (0:13.99)	0:57.72 [7] (0:11.35)	0:46.37 [8] (0:11.38)	0:34.99 [8] (0:11.44)	0:23.55 [8] (0:11.32)	0:12.23 [8] (0:12.23)
Average Speed [km/h]	51.5	64.2	63.3	63.1	63.6	59.1
Top Speed [km/h]	66.4	66.5	64.5	63.9	64.9	62.5
Avg. Dist. to Rail [m]	4.2	2.3	1.4	0.4	2.8	2.4
Avg. Stride Freq. [Hz]	2.4	2.4	2.3	2.3	2.4	2.3
Avg. Stride Length [m]	6.1	7.5	7.6	7.6	7.3	7.2



- [ ] Ranking at each section and finish
- .-.- No data available at this section
- NA No data available