

Ipswich QLD Professional

Race 7: DON MOORE MEMORIAL 0 - 58 Handicap - 1700m

01 November 2024 - 17:22

Track Rating: Good 4, Weather: Fine, Rail Position: +8m Entire

| Section | | Field Times | | | | | | | | | | | | |
|---------|-----|---|----------------------|----------------------|----------------------|--------------------------|--------------------------|--------------------------|--------------------------|--------------------------|--------------------------|--------------------------|------------------------|----|
| | | Overall | 1600m | 1400m | 1200m | 1000m | 800m | 600m | Last 600m | | | | | |
| | | 1:45.50 (0:09.09) | 1:36.41 (0:11.62) | 1:24.79 (0:11.76) | 1:13.03 (0:12.60) | 1:00.43 (0:12.70) | 0:47.73 (0:11.88) | 0:35.85 (0:11.75) | 0:35.85 | | | | | |
| Rank | TAB | Horse/Jockey | Barrier | Top Speed [km/h] | Fastest Section | | | | | | | | Distance Travelled [m] | |
| 1 | 6 | TOOLATEMATE Boris Thornton | 1 | 63.4 600m | 0:09.24 Overall | 1:45.50 [1] (0:09.24) | 1:36.26 [4] (0:12.21) | 1:24.05 [4] (0:12.08) | 1:11.97 [4] (0:12.38) | 0:59.59 [5] (0:12.61) | 0:46.98 [5] (0:11.76) | 0:35.22 [5] (0:11.57) | 0:35.22 | |
| 2 | 12 | CLASSIQUE GAL Samantha Collett | 7 | 63.8 600m | 0:09.24 Overall | 1:45.65 [2] (0:09.24) | 1:36.41 [5] (0:12.21) | 1:24.20 [5] (0:12.08) | 1:12.12 [5] (0:12.27) | 0:59.85 [4] (0:12.49) | 0:47.36 [4] (0:11.65) | 0:35.71 [3] (0:11.58) | 0:35.71 | +2 |
| 3 | 5 | SOKUDO Corey Sutherland | 5 | 63.6 600m | 0:09.99 Overall | 1:45.78 [3] (0:09.99) | 1:35.79 [9] (0:12.28) | 1:23.51 [9] (0:12.00) | 1:11.51 [9] (0:12.38) | 0:59.13 [9] (0:12.53) | 0:46.60 [9] (0:11.79) | 0:34.81 [9] (0:11.42) | 0:34.81 | +3 |
| 4 | 8 | TWISTED MISTRESS Jason Taylor | 9 | 62.9 1600m | 0:09.11 Overall | 1:45.79 [4] (0:09.11) | 1:36.68 [2] (0:11.60) | 1:25.08 [1] (0:11.76) | 1:13.32 [1] (0:12.60) | 1:00.72 [1] (0:12.70) | 0:48.02 [1] (0:11.88) | 0:36.14 [1] (0:11.75) | 0:36.14 | -3 |
| 5 | 1 | DUPONT Mark Du Plessis | 3 | 62.5 600m | 0:09.15 Overall | 1:45.85 [5] (0:09.15) | 1:36.70 [3] (0:12.01) | 1:24.69 [3] (0:11.88) | 1:12.81 [2] (0:12.37) | 1:00.44 [2] (0:12.65) | 0:47.79 [2] (0:11.84) | 0:35.95 [2] (0:11.60) | 0:35.95 | -2 |
| 6 | 4 | BLUEPRINT Luke Tarrant | 8 | 62.0 600m | 0:09.09 Overall | 1:46.02 [6] (0:09.09) | 1:36.93 [1] (0:12.01) | 1:24.92 [2] (0:12.08) | 1:12.84 [3] (0:12.52) | 1:00.32 [3] (0:12.56) | 0:47.76 [3] (0:11.82) | 0:35.94 [4] (0:11.66) | 0:35.94 | -2 |
| 7 | 11 | EMBOLDEN Martin Harley | 2 | 64.0 600m | 0:09.49 Overall | 1:46.41 [7] (0:09.49) | 1:36.92 [7] (0:12.22) | 1:24.70 [7] (0:12.11) | 1:12.59 [7] (0:12.41) | 1:00.18 [7] (0:12.61) | 0:47.57 [7] (0:11.84) | 0:35.73 [8] (0:11.37) | 0:35.73 | -1 |
| 8 | 13 | SAYS WHO Nathan Thomas | 4 | 62.3 600m | 0:09.78 Overall | 1:47.32 [8] (0:09.78) | 1:37.54 [8] (0:12.17) | 1:25.37 [8] (0:12.09) | 1:13.28 [8] (0:12.34) | 1:00.94 [8] (0:12.50) | 0:48.44 [8] (0:11.79) | 0:36.65 [7] (0:11.74) | 0:36.65 | +1 |
| 9 | 3 | HOTFOOT PERFORMER Georgina Cartwright | 6 | 62.7 800m | 0:09.43 Overall | 1:49.19 [9] (0:09.43) | 1:39.76 [6] (0:12.24) | 1:27.52 [6] (0:12.10) | 1:15.42 [6] (0:12.31) | 1:03.11 [6] (0:12.49) | 0:50.62 [6] (0:11.76) | 0:38.86 [6] (0:11.74) | 0:38.86 | +3 |

Scratched: Aristella (#9), Maurizma (#7), Gulf Of Sidra (#10), Flying Bat (#2)

Track Rating: Good 4, Weather: Fine, Rail Position: +8m Entire

| Section | | | | 400m | 200m | | | Last 600m | | | |
|-------------|-----|---|---------|----------------------|----------------------|--------------------------|--------------------------|-----------|--|------------------------|----|
| Field Times | | | | 0:24.10 (0:11.92) | 0:12.18 (0:12.18) | | | 0:35.85 | | | |
| Rank | TAB | Horse/Jockey | Barrier | Top Speed [km/h] | Fastest Section | Margin | | | | Distance Travelled [m] | |
| 1 | 6 | TOOLATEMATE Boris Thornton | 1 | 63.4 600m | 0:09.24 Overall | 0:23.65 [5] (0:11.72) | 0:11.93 [4] (0:11.93) | 1:45.50 | | 0:35.22 | |
| 2 | 12 | CLASSIQUE GAL Samantha Collett | 7 | 63.8 600m | 0:09.24 Overall | 0:24.13 [3] (0:11.87) | 0:12.26 [2] (0:12.26) | 0.85L | | 0:35.71 | +2 |
| 3 | 5 | SOKUDO Corey Sutherland | 5 | 63.6 600m | 0:09.99 Overall | 0:23.39 [8] (0:11.74) | 0:11.65 [7] (0:11.65) | 1.65L | | 0:34.81 | +3 |
| 4 | 8 | TWISTED MISTRESS Jason Taylor | 9 | 62.9 1600m | 0:09.11 Overall | 0:24.39 [1] (0:11.92) | 0:12.47 [1] (0:12.47) | 1.68L | | 0:36.14 | -3 |
| 5 | 1 | DUPONT Mark Du Plessis | 3 | 62.5 600m | 0:09.15 Overall | 0:24.35 [2] (0:11.93) | 0:12.42 [3] (0:12.42) | 2.06L | | 0:35.95 | -2 |
| 6 | 4 | BLUEPRINT Luke Tarrant | 8 | 62.0 600m | 0:09.09 Overall | 0:24.28 [4] (0:11.86) | 0:12.42 [5] (0:12.42) | 3.03L | | 0:35.94 | -2 |
| 7 | 11 | EMBOLDEN Martin Harley | 2 | 64.0 600m | 0:09.49 Overall | 0:24.36 [6] (0:11.87) | 0:12.49 [6] (0:12.49) | 5.34L | | 0:35.73 | -1 |
| 8 | 13 | SAYS WHO Nathan Thomas | 4 | 62.3 600m | 0:09.78 Overall | 0:24.91 [9] (0:12.17) | 0:12.74 [9] (0:12.74) | 10.69L | | 0:36.65 | +1 |
| 9 | 3 | HOTFOOT PERFORMER Georgina Cartwright | 6 | 62.7 800m | 0:09.43 Overall | 0:27.12 [7] (0:12.50) | 0:14.62 [8] (0:14.62) | 21.72L | | 0:38.86 | +3 |

Scratched: Aristella (#9), Maurizma (#7), Gulf Of Sidra (#10), Flying Bat (#2)



| | |
|--------------------------------|-------------------|
| Horse/Jockey Name | Toolatamate |
| Final Rank | 1 |
| Fastest Section Time (Section) | 0:09.24 (Overall) |
| Top Speed [km/h] (Section) | 63.4 (600m) |
| Race State | Finished |



Ipswich QLD Professional

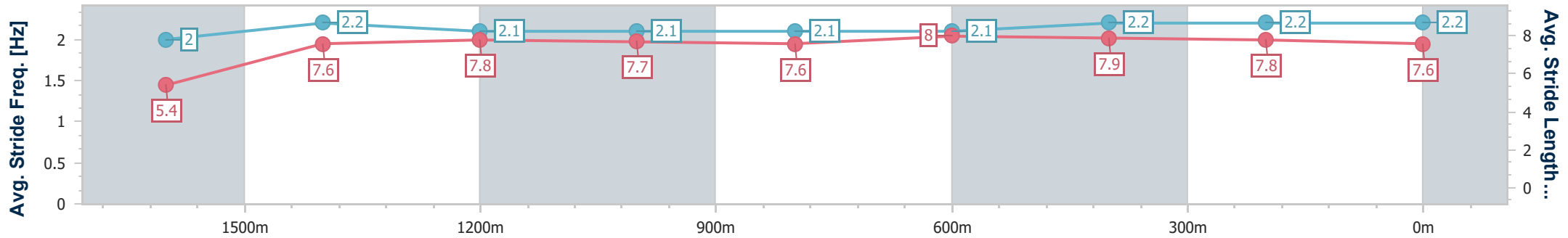
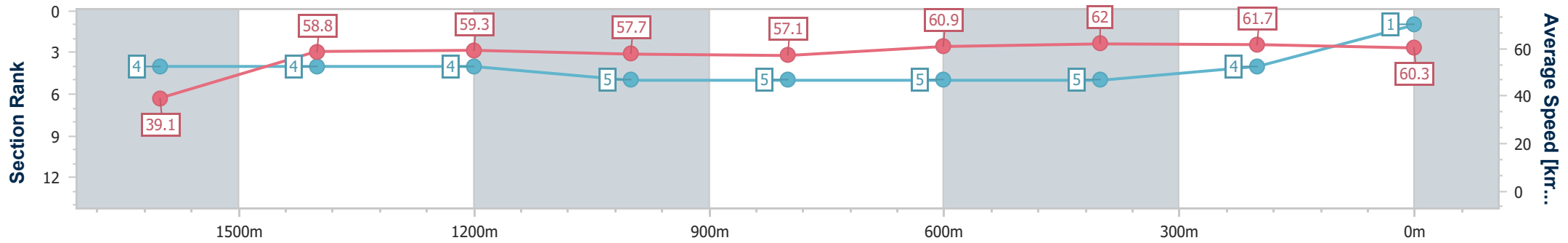
Race 7: DON MOORE MEMORIAL 0 - 58 Handicap - 1700m

01 November 2024 - 17:22



Track Rating: Good 4, Weather: Fine, Rail Position: +8m Entire

| Section | Overall | 1600m | 1400m | 1200m | 1000m | 800m | 600m | 400m | 200m |
|------------------------|--------------------------|--------------------------|--------------------------|--------------------------|--------------------------|--------------------------|--------------------------|--------------------------|--------------------------|
| Section Times | 1:45.50 [1] (0:09.24) | 1:36.26 [4] (0:12.21) | 1:24.05 [4] (0:12.08) | 1:11.97 [4] (0:12.38) | 0:59.59 [5] (0:12.61) | 0:46.98 [5] (0:11.76) | 0:35.22 [5] (0:11.57) | 0:23.65 [5] (0:11.72) | 0:11.93 [4] (0:11.93) |
| Average Speed [km/h] | 39.1 | 58.8 | 59.3 | 57.7 | 57.1 | 60.9 | 62.0 | 61.7 | 60.3 |
| Top Speed [km/h] | 57.0 | 59.4 | 59.6 | 59.1 | 59.2 | 63.4 | 63.4 | 62.2 | 62.3 |
| Avg. Dist. to Rail [m] | 2.0 | 1.8 | 1.9 | 1.3 | 0.9 | 1.2 | 0.4 | 1.3 | 2.0 |
| Avg. Stride Freq. [Hz] | 2.0 | 2.2 | 2.1 | 2.1 | 2.1 | 2.1 | 2.2 | 2.2 | 2.2 |
| Avg. Stride Length [m] | 5.4 | 7.6 | 7.8 | 7.7 | 7.6 | 8.0 | 7.9 | 7.8 | 7.6 |



- [] Ranking at each section and finish
- .-.- No data available at this section
- NA No data available



| | |
|--------------------------------|-------------------|
| Horse/Jockey Name | Classique Gal |
| Final Rank | 2 |
| Fastest Section Time (Section) | 0:09.24 (Overall) |
| Top Speed [km/h] (Section) | 63.8 (600m) |
| Race State | Finished |



Ipswich QLD Professional

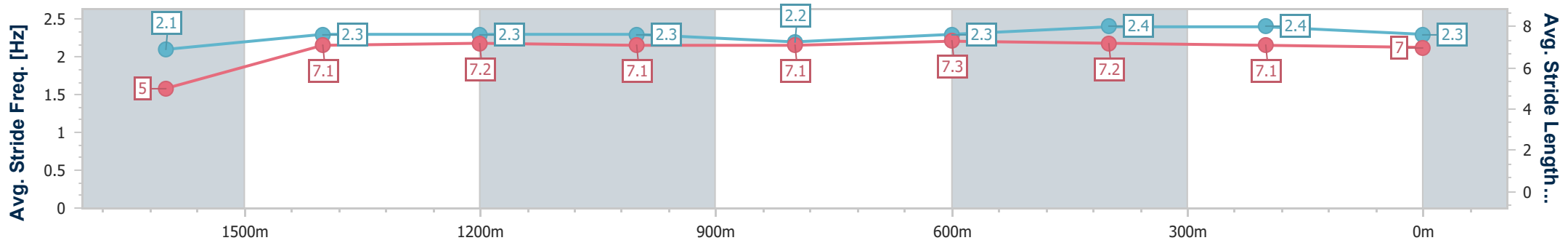
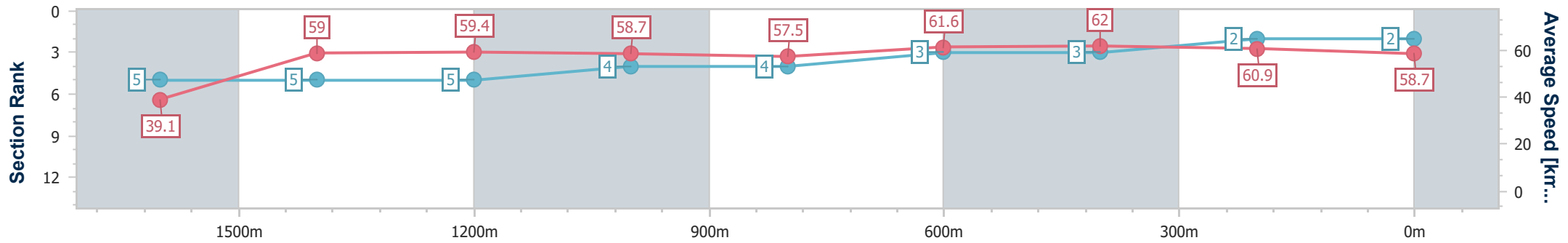
Race 7: DON MOORE MEMORIAL 0 - 58 Handicap - 1700m

01 November 2024 - 17:22



Track Rating: Good 4, Weather: Fine, Rail Position: +8m Entire

| Section | Overall | 1600m | 1400m | 1200m | 1000m | 800m | 600m | 400m | 200m |
|------------------------|--------------------------|--------------------------|--------------------------|--------------------------|--------------------------|--------------------------|--------------------------|--------------------------|--------------------------|
| Section Times | 1:45.65 [2] (0:09.24) | 1:36.41 [5] (0:12.21) | 1:24.20 [5] (0:12.08) | 1:12.12 [5] (0:12.27) | 0:59.85 [4] (0:12.49) | 0:47.36 [4] (0:11.65) | 0:35.71 [3] (0:11.58) | 0:24.13 [3] (0:11.87) | 0:12.26 [2] (0:12.26) |
| Average Speed [km/h] | 39.1 | 59.0 | 59.4 | 58.7 | 57.5 | 61.6 | 62.0 | 60.9 | 58.7 |
| Top Speed [km/h] | 59.2 | 59.7 | 60.6 | 59.6 | 58.9 | 63.7 | 63.8 | 61.7 | 60.6 |
| Avg. Dist. to Rail [m] | 6.7 | 0.9 | 0.3 | 0.4 | 0.9 | 0.9 | 0.3 | 0.4 | 0.7 |
| Avg. Stride Freq. [Hz] | 2.1 | 2.3 | 2.3 | 2.3 | 2.2 | 2.3 | 2.4 | 2.4 | 2.3 |
| Avg. Stride Length [m] | 5.0 | 7.1 | 7.2 | 7.1 | 7.1 | 7.3 | 7.2 | 7.1 | 7.0 |



- [] Ranking at each section and finish
- .-.- No data available at this section
- NA No data available



| | |
|--------------------------------|-------------------|
| Horse/Jockey Name | Sokudo |
| Final Rank | 3 |
| Fastest Section Time (Section) | 0:09.99 (Overall) |
| Top Speed [km/h] (Section) | 63.6 (600m) |
| Race State | Finished |



Ipswich QLD Professional

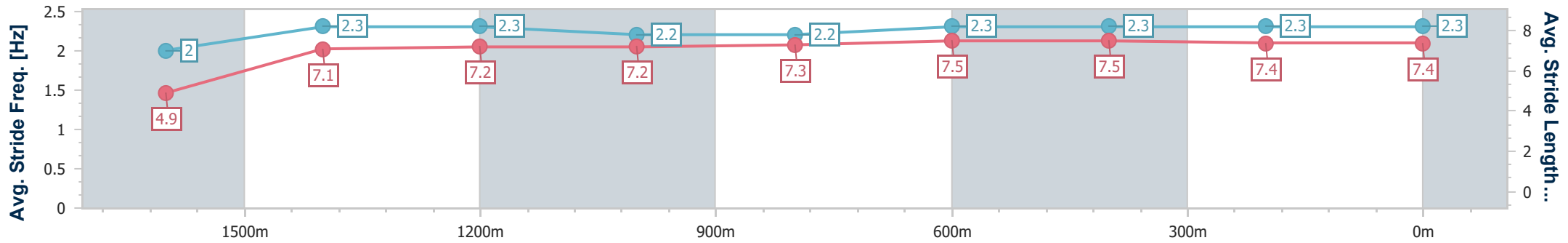
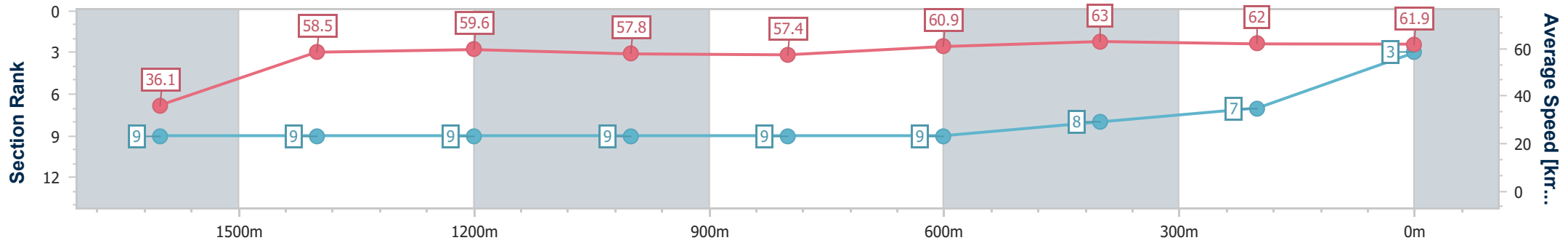
Race 7: DON MOORE MEMORIAL 0 - 58 Handicap - 1700m

01 November 2024 - 17:22



Track Rating: Good 4, Weather: Fine, Rail Position: +8m Entire

| Section | Overall | 1600m | 1400m | 1200m | 1000m | 800m | 600m | 400m | 200m |
|------------------------|--------------------------|--------------------------|--------------------------|--------------------------|--------------------------|--------------------------|--------------------------|--------------------------|--------------------------|
| Section Times | 1:45.78 [3] (0:09.99) | 1:35.79 [9] (0:12.28) | 1:23.51 [9] (0:12.00) | 1:11.51 [9] (0:12.38) | 0:59.13 [9] (0:12.53) | 0:46.60 [9] (0:11.79) | 0:34.81 [9] (0:11.42) | 0:23.39 [8] (0:11.74) | 0:11.65 [7] (0:11.65) |
| Average Speed [km/h] | 36.1 | 58.5 | 59.6 | 57.8 | 57.4 | 60.9 | 63.0 | 62.0 | 61.9 |
| Top Speed [km/h] | 57.5 | 59.8 | 60.7 | 59.5 | 59.1 | 62.8 | 63.6 | 63.4 | 63.4 |
| Avg. Dist. to Rail [m] | 5.2 | 0.7 | 1.8 | 1.0 | 0.7 | 0.9 | 0.3 | 3.6 | 5.2 |
| Avg. Stride Freq. [Hz] | 2.0 | 2.3 | 2.3 | 2.2 | 2.2 | 2.3 | 2.3 | 2.3 | 2.3 |
| Avg. Stride Length [m] | 4.9 | 7.1 | 7.2 | 7.2 | 7.3 | 7.5 | 7.5 | 7.4 | 7.4 |



- [] Ranking at each section and finish
- .-.- No data available at this section
- NA No data available



| | |
|--------------------------------|-------------------|
| Horse/Jockey Name | Twisted Mistress |
| Final Rank | 4 |
| Fastest Section Time (Section) | 0:09.11 (Overall) |
| Top Speed [km/h] (Section) | 62.9 (1600m) |
| Race State | Finished |



Ipswich QLD Professional

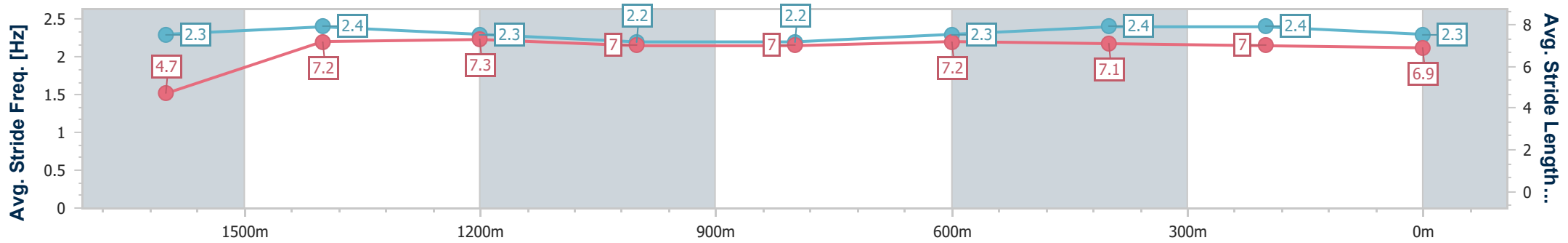
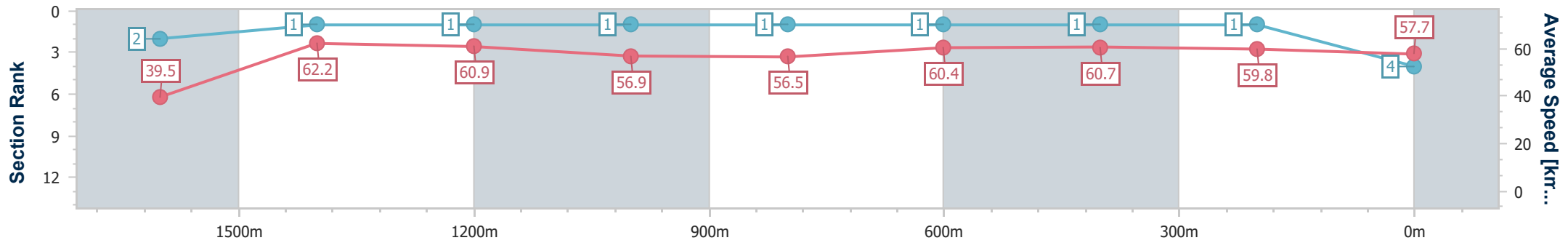
Race 7: DON MOORE MEMORIAL 0 - 58 Handicap - 1700m

01 November 2024 - 17:22

Track Rating: Good 4, Weather: Fine, Rail Position: +8m Entire



| Section | Overall | 1600m | 1400m | 1200m | 1000m | 800m | 600m | 400m | 200m |
|------------------------|--------------------------|--------------------------|--------------------------|--------------------------|--------------------------|--------------------------|--------------------------|--------------------------|--------------------------|
| Section Times | 1:45.79 [4] (0:09.11) | 1:36.68 [2] (0:11.60) | 1:25.08 [1] (0:11.76) | 1:13.32 [1] (0:12.60) | 1:00.72 [1] (0:12.70) | 0:48.02 [1] (0:11.88) | 0:36.14 [1] (0:11.75) | 0:24.39 [1] (0:11.92) | 0:12.47 [1] (0:12.47) |
| Average Speed [km/h] | 39.5 | 62.2 | 60.9 | 56.9 | 56.5 | 60.4 | 60.7 | 59.8 | 57.7 |
| Top Speed [km/h] | 61.2 | 62.9 | 61.7 | 59.6 | 58.3 | 61.2 | 61.2 | 60.7 | 59.2 |
| Avg. Dist. to Rail [m] | 9.7 | 3.2 | 1.2 | 1.1 | 1.3 | 1.4 | 2.0 | 2.3 | 2.3 |
| Avg. Stride Freq. [Hz] | 2.3 | 2.4 | 2.3 | 2.2 | 2.2 | 2.3 | 2.4 | 2.4 | 2.3 |
| Avg. Stride Length [m] | 4.7 | 7.2 | 7.3 | 7.0 | 7.0 | 7.2 | 7.1 | 7.0 | 6.9 |



- [] Ranking at each section and finish
- .-.- No data available at this section
- NA No data available



| | |
|--------------------------------|-------------------|
| Horse/Jockey Name | Dupont |
| Final Rank | 5 |
| Fastest Section Time (Section) | 0:09.15 (Overall) |
| Top Speed [km/h] (Section) | 62.5 (600m) |
| Race State | Finished |



Ipswich QLD Professional

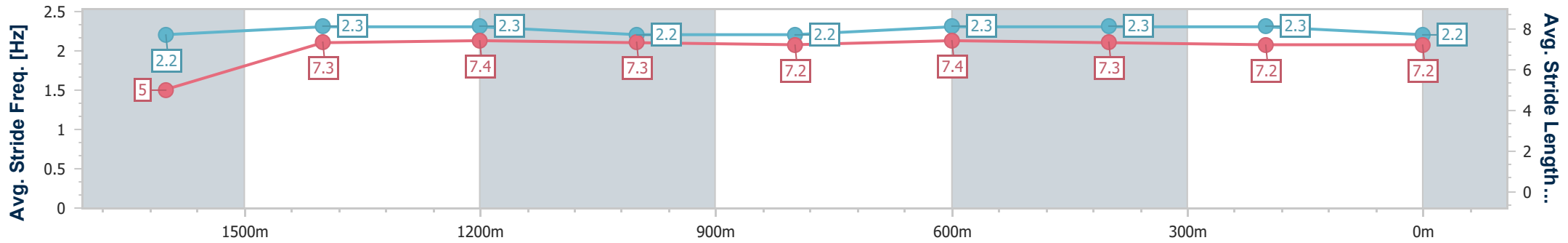
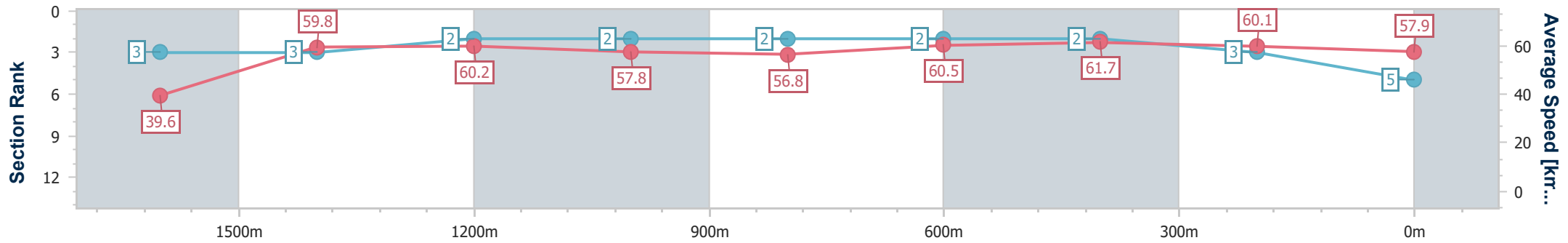
Race 7: DON MOORE MEMORIAL 0 - 58 Handicap - 1700m

01 November 2024 - 17:22



Track Rating: Good 4, Weather: Fine, Rail Position: +8m Entire

| Section | Overall | 1600m | 1400m | 1200m | 1000m | 800m | 600m | 400m | 200m |
|------------------------|--------------------------|--------------------------|--------------------------|--------------------------|--------------------------|--------------------------|--------------------------|--------------------------|--------------------------|
| Section Times | 1:45.85 [5] (0:09.15) | 1:36.70 [3] (0:12.01) | 1:24.69 [3] (0:11.88) | 1:12.81 [2] (0:12.37) | 1:00.44 [2] (0:12.65) | 0:47.79 [2] (0:11.84) | 0:35.95 [2] (0:11.60) | 0:24.35 [2] (0:11.93) | 0:12.42 [3] (0:12.42) |
| Average Speed [km/h] | 39.6 | 59.8 | 60.2 | 57.8 | 56.8 | 60.5 | 61.7 | 60.1 | 57.9 |
| Top Speed [km/h] | 58.7 | 60.7 | 60.9 | 60.5 | 57.9 | 62.0 | 62.5 | 61.6 | 59.5 |
| Avg. Dist. to Rail [m] | 4.1 | 1.0 | 1.9 | 1.2 | 0.9 | 1.6 | 1.2 | 1.0 | 0.6 |
| Avg. Stride Freq. [Hz] | 2.2 | 2.3 | 2.3 | 2.2 | 2.2 | 2.3 | 2.3 | 2.3 | 2.2 |
| Avg. Stride Length [m] | 5.0 | 7.3 | 7.4 | 7.3 | 7.2 | 7.4 | 7.3 | 7.2 | 7.2 |



- [] Ranking at each section and finish
- .-.- No data available at this section
- NA No data available



| | |
|--------------------------------|-------------------|
| Horse/Jockey Name | Blueprint |
| Final Rank | 6 |
| Fastest Section Time (Section) | 0:09.09 (Overall) |
| Top Speed [km/h] (Section) | 62.0 (600m) |
| Race State | Finished |



Ipswich QLD Professional

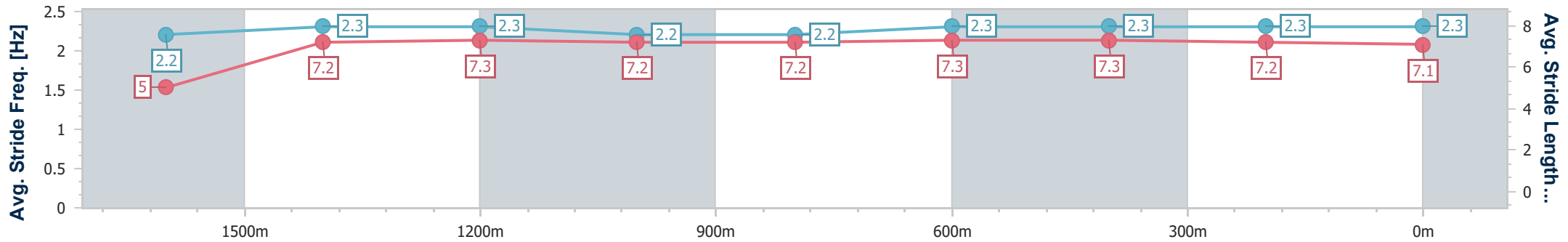
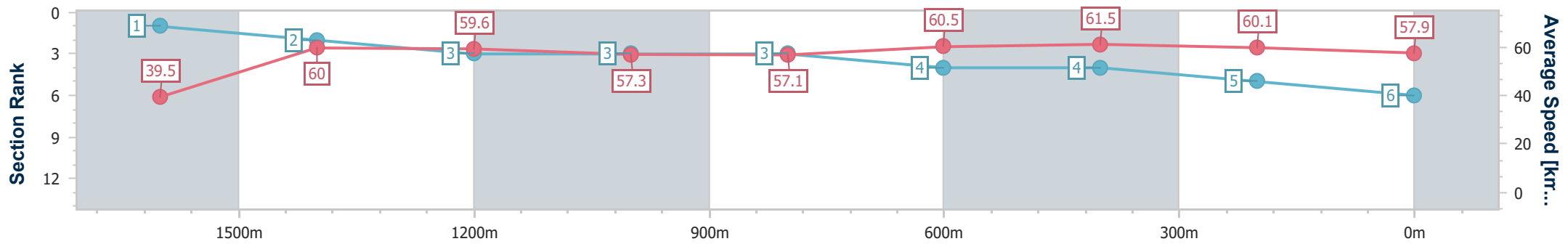
Race 7: DON MOORE MEMORIAL 0 - 58 Handicap - 1700m

01 November 2024 - 17:22



Track Rating: Good 4, Weather: Fine, Rail Position: +8m Entire

| Section | Overall | 1600m | 1400m | 1200m | 1000m | 800m | 600m | 400m | 200m |
|------------------------|--------------------------|--------------------------|--------------------------|--------------------------|--------------------------|--------------------------|--------------------------|--------------------------|--------------------------|
| Section Times | 1:46.02 [6] (0:09.09) | 1:36.93 [1] (0:12.01) | 1:24.92 [2] (0:12.08) | 1:12.84 [3] (0:12.52) | 1:00.32 [3] (0:12.56) | 0:47.76 [3] (0:11.82) | 0:35.94 [4] (0:11.66) | 0:24.28 [4] (0:11.86) | 0:12.42 [5] (0:12.42) |
| Average Speed [km/h] | 39.5 | 60.0 | 59.6 | 57.3 | 57.1 | 60.5 | 61.5 | 60.1 | 57.9 |
| Top Speed [km/h] | 59.8 | 61.4 | 60.3 | 59.7 | 58.4 | 61.8 | 62.0 | 61.1 | 59.8 |
| Avg. Dist. to Rail [m] | 7.8 | 1.2 | 0.7 | 0.6 | 1.1 | 1.5 | 2.0 | 2.1 | 1.7 |
| Avg. Stride Freq. [Hz] | 2.2 | 2.3 | 2.3 | 2.2 | 2.2 | 2.3 | 2.3 | 2.3 | 2.3 |
| Avg. Stride Length [m] | 5.0 | 7.2 | 7.3 | 7.2 | 7.2 | 7.3 | 7.3 | 7.2 | 7.1 |



- [] Ranking at each section and finish
- .-.- No data available at this section
- NA No data available



| | |
|--------------------------------|-------------------|
| Horse/Jockey Name | Embolden |
| Final Rank | 7 |
| Fastest Section Time (Section) | 0:09.49 (Overall) |
| Top Speed [km/h] (Section) | 64.0 (600m) |
| Race State | Finished |



Ipswich QLD Professional

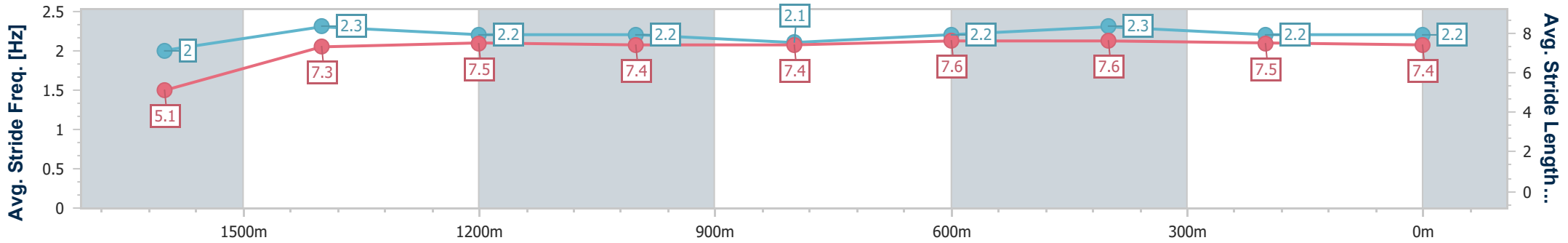
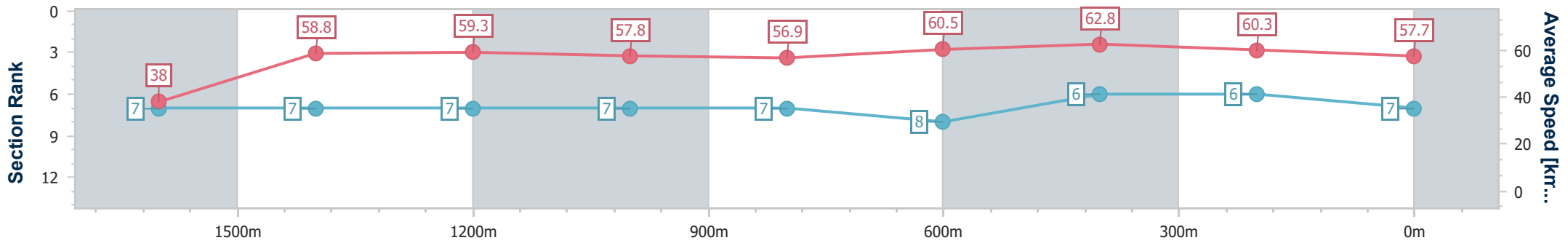
Race 7: DON MOORE MEMORIAL 0 - 58 Handicap - 1700m

01 November 2024 - 17:22



Track Rating: Good 4, Weather: Fine, Rail Position: +8m Entire

| Section | Overall | 1600m | 1400m | 1200m | 1000m | 800m | 600m | 400m | 200m |
|------------------------|--------------------------|--------------------------|--------------------------|--------------------------|--------------------------|--------------------------|--------------------------|--------------------------|--------------------------|
| Section Times | 1:46.41 [7] (0:09.49) | 1:36.92 [7] (0:12.22) | 1:24.70 [7] (0:12.11) | 1:12.59 [7] (0:12.41) | 1:00.18 [7] (0:12.61) | 0:47.57 [7] (0:11.84) | 0:35.73 [8] (0:11.37) | 0:24.36 [6] (0:11.87) | 0:12.49 [6] (0:12.49) |
| Average Speed [km/h] | 38.0 | 58.8 | 59.3 | 57.8 | 56.9 | 60.5 | 62.8 | 60.3 | 57.7 |
| Top Speed [km/h] | 57.6 | 59.5 | 59.6 | 59.0 | 58.6 | 63.1 | 64.0 | 61.9 | 60.1 |
| Avg. Dist. to Rail [m] | 2.9 | 1.2 | 1.1 | 0.9 | 0.9 | 1.4 | 1.6 | 1.2 | 1.9 |
| Avg. Stride Freq. [Hz] | 2.0 | 2.3 | 2.2 | 2.2 | 2.1 | 2.2 | 2.3 | 2.2 | 2.2 |
| Avg. Stride Length [m] | 5.1 | 7.3 | 7.5 | 7.4 | 7.4 | 7.6 | 7.6 | 7.5 | 7.4 |



- [] Ranking at each section and finish
- .-.- No data available at this section
- NA No data available



| | |
|--------------------------------|-------------------|
| Horse/Jockey Name | Says Who |
| Final Rank | 8 |
| Fastest Section Time (Section) | 0:09.78 (Overall) |
| Top Speed [km/h] (Section) | 62.3 (600m) |
| Race State | Finished |



Ipswich QLD Professional

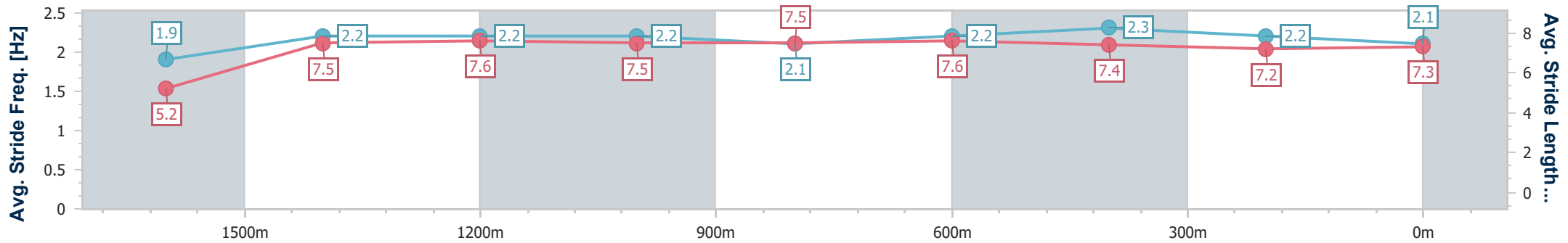
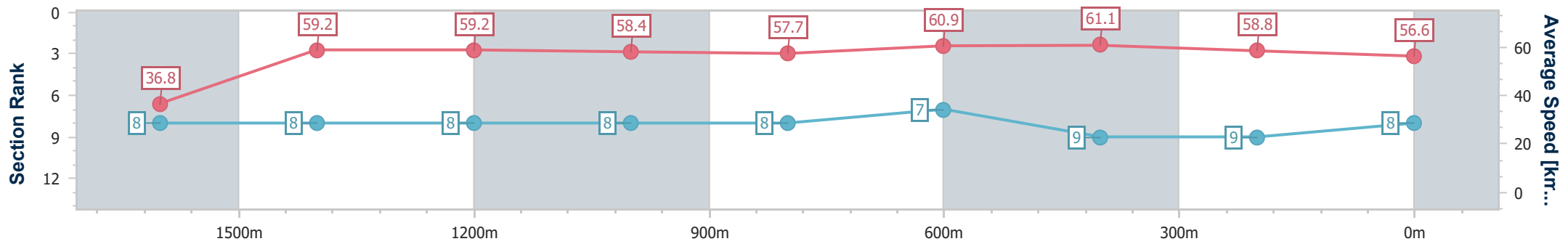
Race 7: DON MOORE MEMORIAL 0 - 58 Handicap - 1700m

01 November 2024 - 17:22



Track Rating: Good 4, Weather: Fine, Rail Position: +8m Entire

| Section | Overall | 1600m | 1400m | 1200m | 1000m | 800m | 600m | 400m | 200m |
|------------------------|--------------------------|--------------------------|--------------------------|--------------------------|--------------------------|--------------------------|--------------------------|--------------------------|--------------------------|
| Section Times | 1:47.32 [8] (0:09.78) | 1:37.54 [8] (0:12.17) | 1:25.37 [8] (0:12.09) | 1:13.28 [8] (0:12.34) | 1:00.94 [8] (0:12.50) | 0:48.44 [8] (0:11.79) | 0:36.65 [7] (0:11.74) | 0:24.91 [9] (0:12.17) | 0:12.74 [9] (0:12.74) |
| Average Speed [km/h] | 36.8 | 59.2 | 59.2 | 58.4 | 57.7 | 60.9 | 61.1 | 58.8 | 56.6 |
| Top Speed [km/h] | 57.0 | 60.3 | 59.9 | 59.0 | 59.7 | 62.3 | 62.3 | 60.0 | 58.3 |
| Avg. Dist. to Rail [m] | 4.2 | 0.6 | 0.7 | 0.3 | 0.4 | 0.8 | 1.1 | 0.5 | 0.7 |
| Avg. Stride Freq. [Hz] | 1.9 | 2.2 | 2.2 | 2.2 | 2.1 | 2.2 | 2.3 | 2.2 | 2.1 |
| Avg. Stride Length [m] | 5.2 | 7.5 | 7.6 | 7.5 | 7.5 | 7.6 | 7.4 | 7.2 | 7.3 |



- [] Ranking at each section and finish
- .-.- No data available at this section
- NA No data available



| | |
|--------------------------------|-------------------|
| Horse/Jockey Name | Hotfoot Performer |
| Final Rank | 9 |
| Fastest Section Time (Section) | 0:09.43 (Overall) |
| Top Speed [km/h] (Section) | 62.7 (800m) |
| Race State | Finished |



Ipswich QLD Professional

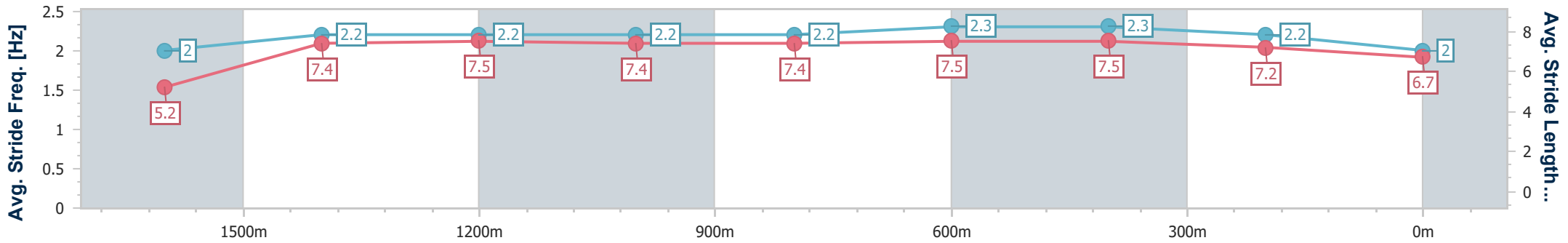
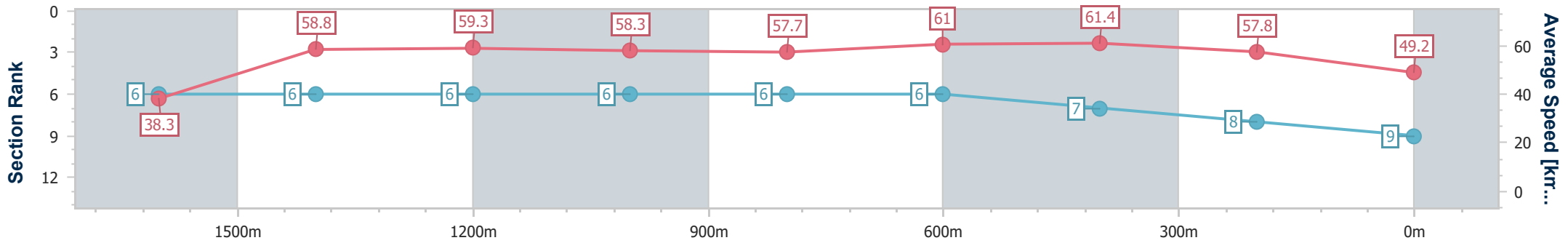
Race 7: DON MOORE MEMORIAL 0 - 58 Handicap - 1700m

01 November 2024 - 17:22



Track Rating: Good 4, Weather: Fine, Rail Position: +8m Entire

| Section | Overall | 1600m | 1400m | 1200m | 1000m | 800m | 600m | 400m | 200m |
|------------------------|--------------------------|--------------------------|--------------------------|--------------------------|--------------------------|--------------------------|--------------------------|--------------------------|-------------|
| Section Times | 1:49.19 [9] (0:09.43) | 1:39.76 [6] (0:12.24) | 1:27.52 [6] (0:12.10) | 1:15.42 [6] (0:12.31) | 1:03.11 [6] (0:12.49) | 0:50.62 [6] (0:11.76) | 0:38.86 [6] (0:11.74) | 0:27.12 [7] (0:12.50) | 0:14.62 [8] |
| Average Speed [km/h] | 38.3 | 58.8 | 59.3 | 58.3 | 57.7 | 61.0 | 61.4 | 57.8 | 49.2 |
| Top Speed [km/h] | 57.5 | 59.6 | 59.9 | 59.3 | 59.5 | 62.7 | 62.6 | 60.1 | 55.7 |
| Avg. Dist. to Rail [m] | 5.0 | 0.7 | 0.7 | 0.4 | 0.2 | 0.6 | 0.3 | 1.7 | 3.4 |
| Avg. Stride Freq. [Hz] | 2.0 | 2.2 | 2.2 | 2.2 | 2.2 | 2.3 | 2.3 | 2.2 | 2.0 |
| Avg. Stride Length [m] | 5.2 | 7.4 | 7.5 | 7.4 | 7.4 | 7.5 | 7.5 | 7.2 | 6.7 |



- [] Ranking at each section and finish
- .-.- No data available at this section
- NA No data available