

Ipswich QLD Professional

Race 1: THE INDUSTRY SCHOOL Maiden Handicap - 1700m

01 November 2024 - 13:34

Track Rating: Good 4, Weather: Fine, Rail Position: +8m Entire

Section		Overall	1600m	1400m	1200m	1000m	800m	600m	Last 600m				
Field Times		1:45.45 (0:08.87)	1:36.58 (0:11.48)	1:25.10 (0:11.65)	1:13.45 (0:12.48)	1:00.97 (0:12.84)	0:48.13 (0:12.44)	0:35.69 (0:11.86)	0:35.69				
Rank	TAB Horse/Jockey	Barrier	Top Speed [km/h]	Fastest Section									Distance Travelled [m]
1	8 OPTIMUS MAXIMUS Emily Lang	8	64.0 1600m	0:08.87 Overall	1:45.45 [1] (0:08.87)	1:36.58 [1] (0:11.49)	1:25.09 [2] (0:11.82)	1:13.27 [2] (0:12.50)	1:00.77 [2] (0:12.76)	0:48.01 [2] (0:12.45)	0:35.56 [2] (0:11.76)	0:35.56	
2	2 POSTMAN'S GAP Robbie Dolan	4	64.6 1600m	0:09.04 Overall	1:45.70 [2] (0:09.04)	1:36.66 [3] (0:11.31)	1:25.35 [1] (0:11.65)	1:13.70 [1] (0:12.48)	1:01.22 [1] (0:12.84)	0:48.38 [1] (0:12.44)	0:35.94 [1] (0:11.86)	0:35.94	-3
3	4 FORT DENISON Georgina Cartwright	6	62.9 600m	0:09.29 Overall	1:45.98 [3] (0:09.29)	1:36.69 [5] (0:12.02)	1:24.67 [7] (0:11.81)	1:12.86 [7] (0:12.53)	1:00.33 [7] (0:12.72)	0:47.61 [8] (0:12.59)	0:35.02 [8] (0:11.60)	0:35.02	+3
4	1 BLOOD RED Corey Sutherland	2	62.7 400m	0:09.69 Overall	1:46.37 [4] (0:09.69)	1:36.68 [8] (0:11.83)	1:24.85 [8] (0:11.77)	1:13.08 [8] (0:12.39)	1:00.69 [8] (0:12.67)	0:48.02 [7] (0:12.49)	0:35.53 [7] (0:11.57)	0:35.53	-4
5	3 WOODY'S MATE Andrew Mallyon	7	63.0 1600m	0:08.89 Overall	1:46.38 [5] (0:08.89)	1:37.49 [2] (0:11.68)	1:25.81 [3] (0:11.95)	1:13.86 [3] (0:12.50)	1:01.36 [4] (0:12.75)	0:48.61 [4] (0:12.49)	0:36.12 [4] (0:11.91)	0:36.12	+2
6	5 CUT DIAMONDS Luke Tarrant	1	62.0 1600m	0:09.04 Overall	1:46.48 [6] (0:09.04)	1:37.44 [3] (0:11.71)	1:25.73 [4] (0:11.80)	1:13.93 [4] (0:12.36)	1:01.57 [3] (0:12.83)	0:48.74 [3] (0:12.47)	0:36.27 [3] (0:11.93)	0:36.27	-3
7	7 LADY PARVATI Karl Zechner	3	61.8 600m	0:09.35 Overall	1:46.62 [7] (0:09.35)	1:37.27 [6] (0:11.83)	1:25.44 [6] (0:11.82)	1:13.62 [6] (0:12.36)	1:01.26 [5] (0:12.71)	0:48.55 [5] (0:12.47)	0:36.08 [5] (0:11.75)	0:36.08	+0
8	6 PARRA Amy Graham	5	63.2 1600m	0:09.40 Overall	1:46.70 [8] (0:09.40)	1:37.30 [7] (0:11.63)	1:25.67 [5] (0:11.86)	1:13.81 [5] (0:12.50)	1:01.31 [6] (0:12.71)	0:48.60 [6] (0:12.62)	0:35.98 [6] (0:11.70)	0:35.98	+3



Ipswich QLD Professional

Race 1: THE INDUSTRY SCHOOL Maiden Handicap - 1700m

01 November 2024 - 13:34



Track Rating: Good 4, Weather: Fine, Rail Position: +8m Entire

Section				400m	200m			Last 600m			
Field Times				0:23.83 (0:11.69)	0:12.14 (0:12.14)			0:35.69			
Rank	TAB	Horse/Jockey	Barrier	Top Speed [km/h]	Fastest Section	Margin				Distance Travelled [m]	
1	8	OPTIMUS MAXIMUS Emily Lang	8	64.0 1600m	0:08.87 Overall	0:23.80 [2] (0:11.66)	0:12.14 [1] (0:12.14)	1:45.45		0:35.56	
2	2	POSTMAN'S GAP Robbie Dolan	4	64.6 1600m	0:09.04 Overall	0:24.08 [1] (0:11.77)	0:12.31 [2] (0:12.31)	1.46L		0:35.94	-3
3	4	FORT DENISON Georgina Cartwright	6	62.9 600m	0:09.29 Overall	0:23.42 [8] (0:11.71)	0:11.71 [6] (0:11.71)	3.13L		0:35.02	+3
4	1	BLOOD RED Corey Sutherland	2	62.7 400m	0:09.69 Overall	0:23.96 [6] (0:11.95)	0:12.01 [8] (0:12.01)	5.43L		0:35.53	-4
5	3	WOODY'S MATE Andrew Mallyon	7	63.0 1600m	0:08.89 Overall	0:24.21 [4] (0:11.96)	0:12.25 [3] (0:12.25)	5.46L		0:36.12	+2
6	5	CUT DIAMONDS Luke Tarrant	1	62.0 1600m	0:09.04 Overall	0:24.34 [3] (0:12.01)	0:12.33 [4] (0:12.33)	6.07L		0:36.27	-3
7	7	LADY PARVATI Karl Zechner	3	61.8 600m	0:09.35 Overall	0:24.33 [5] (0:11.89)	0:12.44 [5] (0:12.44)	6.86L		0:36.08	+0
8	6	PARRA Amy Graham	5	63.2 1600m	0:09.40 Overall	0:24.28 [7] (0:11.93)	0:12.35 [7] (0:12.35)	7.33L		0:35.98	+3

[] Ranking at each section and finish
 -:-:- No data available at this section
 NA No data available

SCN Saddle cloth number
 DNF Did not finish
 DNT Did not track



Horse/Jockey Name	Optimus Maximus
Final Rank	1
Fastest Section Time (Section)	0:08.87 (Overall)
Top Speed [km/h] (Section)	64.0 (1600m)
Race State	Finished



Ipswich QLD Professional

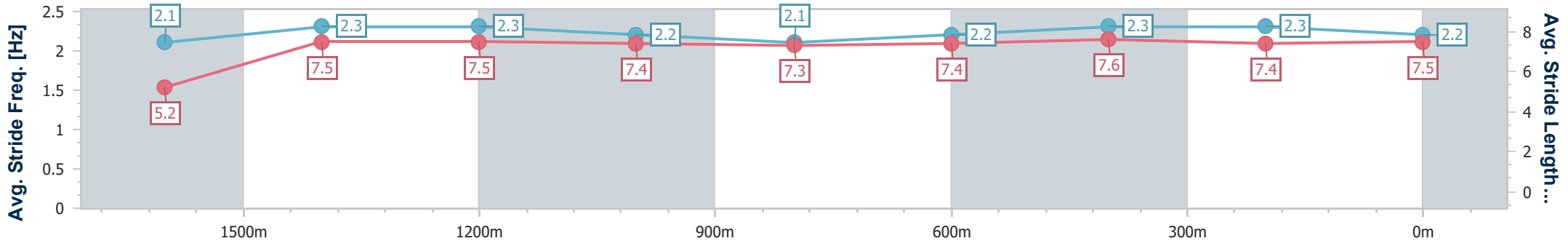
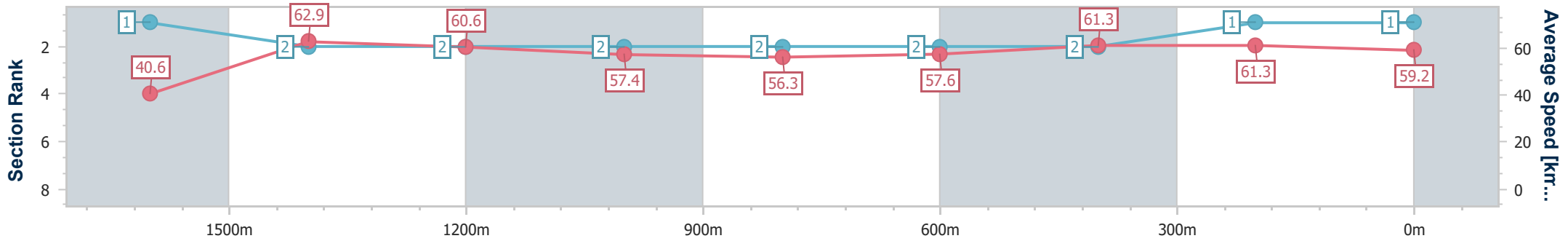
Race 1: THE INDUSTRY SCHOOL Maiden Handicap - 1700m

01 November 2024 - 13:34



Track Rating: Good 4, Weather: Fine, Rail Position: +8m Entire

Section	Overall	1600m	1400m	1200m	1000m	800m	600m	400m	200m
Section Times	1:45.45 [1] (0:08.87)	1:36.58 [1] (0:11.49)	1:25.09 [2] (0:11.82)	1:13.27 [2] (0:12.50)	1:00.77 [2] (0:12.76)	0:48.01 [2] (0:12.45)	0:35.56 [2] (0:11.76)	0:23.80 [2] (0:11.66)	0:12.14 [1] (0:12.14)
Average Speed [km/h]	40.6	62.9	60.6	57.4	56.3	57.6	61.3	61.3	59.2
Top Speed [km/h]	60.3	64.0	62.7	59.1	57.5	59.8	61.7	62.7	61.3
Avg. Dist. to Rail [m]	9.1	2.4	0.9	0.7	0.6	0.8	0.8	1.0	0.5
Avg. Stride Freq. [Hz]	2.1	2.3	2.3	2.2	2.1	2.2	2.3	2.3	2.2
Avg. Stride Length [m]	5.2	7.5	7.5	7.4	7.3	7.4	7.6	7.4	7.5



- [] Ranking at each section and finish
- .-.- No data available at this section
- NA No data available



Horse/Jockey Name	Postman's Gap
Final Rank	2
Fastest Section Time (Section)	0:09.04 (Overall)
Top Speed [km/h] (Section)	64.6 (1600m)
Race State	Finished



Ipswich QLD Professional

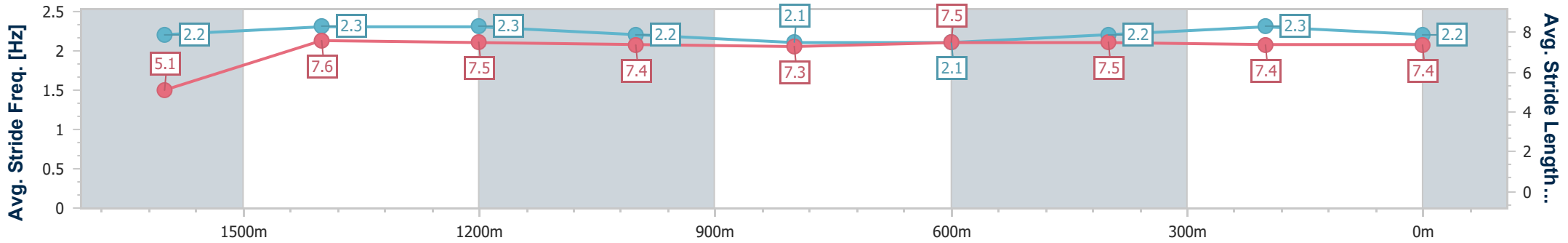
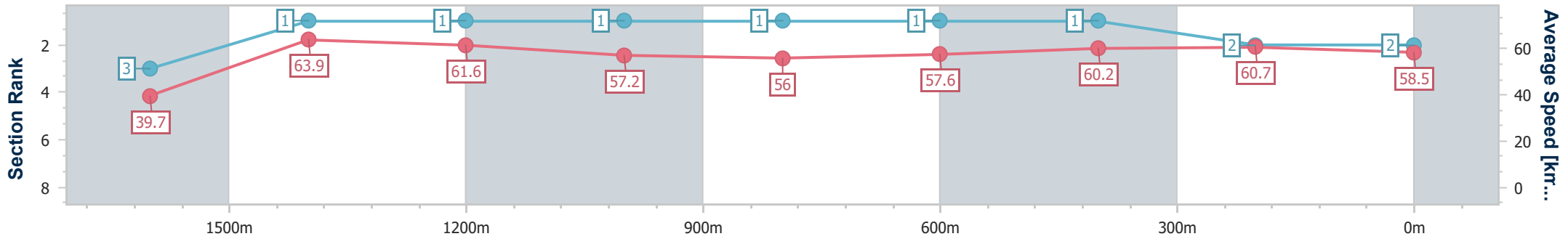
Race 1: THE INDUSTRY SCHOOL Maiden Handicap - 1700m

01 November 2024 - 13:34

Track Rating: Good 4, Weather: Fine, Rail Position: +8m Entire



Section	Overall	1600m	1400m	1200m	1000m	800m	600m	400m	200m
Section Times	1:45.70 [2] (0:09.04)	1:36.66 [3] (0:11.31)	1:25.35 [1] (0:11.65)	1:13.70 [1] (0:12.48)	1:01.22 [1] (0:12.84)	0:48.38 [1] (0:12.44)	0:35.94 [1] (0:11.86)	0:24.08 [1] (0:11.77)	0:12.31 [2] (0:12.31)
Average Speed [km/h]	39.7	63.9	61.6	57.2	56.0	57.6	60.2	60.7	58.5
Top Speed [km/h]	62.1	64.6	63.6	59.4	56.7	59.7	60.8	62.0	60.5
Avg. Dist. to Rail [m]	5.3	0.7	1.0	1.1	1.1	1.4	1.8	1.7	1.5
Avg. Stride Freq. [Hz]	2.2	2.3	2.3	2.2	2.1	2.1	2.2	2.3	2.2
Avg. Stride Length [m]	5.1	7.6	7.5	7.4	7.3	7.5	7.5	7.4	7.4



- [] Ranking at each section and finish
- .-.- No data available at this section
- NA No data available



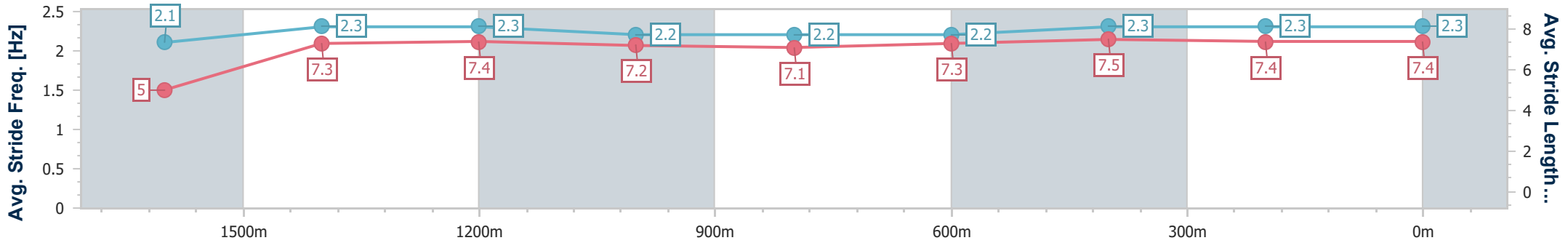
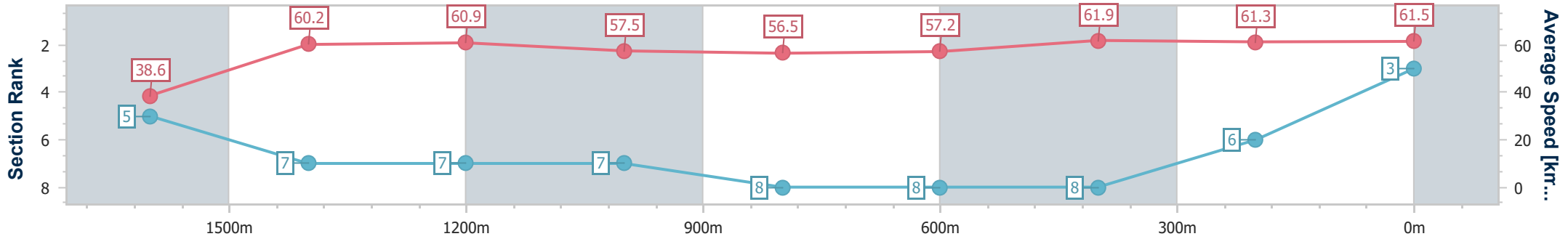
Horse/Jockey Name	Fort Denison
Final Rank	3
Fastest Section Time (Section)	0:09.29 (Overall)
Top Speed [km/h] (Section)	62.9 (600m)
Race State	Finished



Ipswich QLD Professional
 Race 1: THE INDUSTRY SCHOOL Maiden Handicap - 1700m
 01 November 2024 - 13:34
 Track Rating: Good 4, Weather: Fine, Rail Position: +8m Entire



Section	Overall	1600m	1400m	1200m	1000m	800m	600m	400m	200m
Section Times	1:45.98 [3] (0:09.29)	1:36.69 [5] (0:12.02)	1:24.67 [7] (0:11.81)	1:12.86 [7] (0:12.53)	1:00.33 [7] (0:12.72)	0:47.61 [8] (0:12.59)	0:35.02 [8] (0:11.60)	0:23.42 [8] (0:11.71)	0:11.71 [6] (0:11.71)
Average Speed [km/h]	38.6	60.2	60.9	57.5	56.5	57.2	61.9	61.3	61.5
Top Speed [km/h]	56.5	61.2	61.6	60.1	57.2	60.3	62.9	61.9	62.8
Avg. Dist. to Rail [m]	7.6	1.3	0.1	0.2	0.2	0.4	0.4	1.0	3.4
Avg. Stride Freq. [Hz]	2.1	2.3	2.3	2.2	2.2	2.2	2.3	2.3	2.3
Avg. Stride Length [m]	5.0	7.3	7.4	7.2	7.1	7.3	7.5	7.4	7.4



- [] Ranking at each section and finish
- .-.- No data available at this section
- NA No data available



Horse/Jockey Name	Blood Red
Final Rank	4
Fastest Section Time (Section)	0:09.69 (Overall)
Top Speed [km/h] (Section)	62.7 (400m)
Race State	Finished



Ipswich QLD Professional

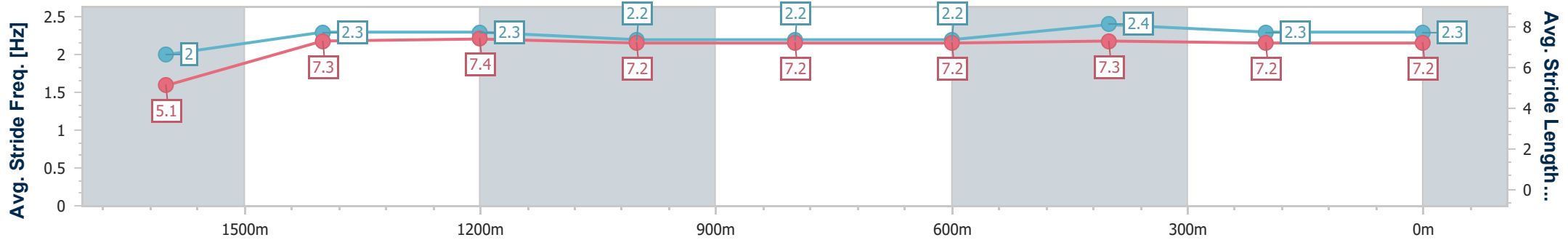
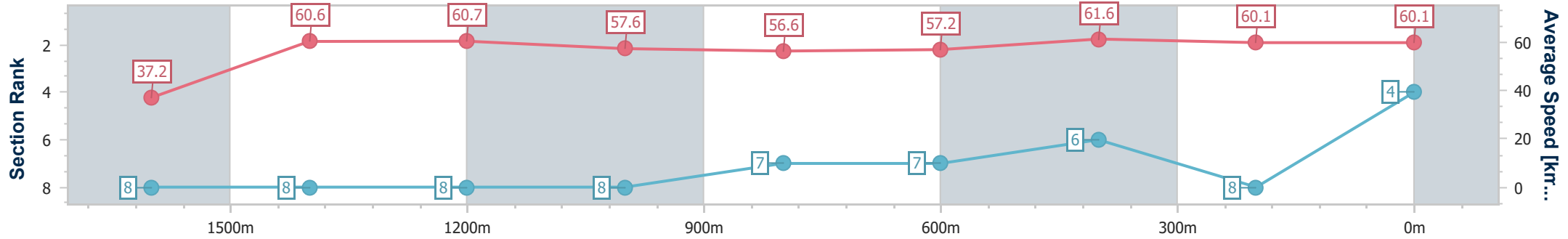
Race 1: THE INDUSTRY SCHOOL Maiden Handicap - 1700m

01 November 2024 - 13:34



Track Rating: Good 4, Weather: Fine, Rail Position: +8m Entire

Section	Overall	1600m	1400m	1200m	1000m	800m	600m	400m	200m
Section Times	1:46.37 [4] (0:09.69)	1:36.68 [8] (0:11.83)	1:24.85 [8] (0:11.77)	1:13.08 [8] (0:12.39)	1:00.69 [8] (0:12.67)	0:48.02 [7] (0:12.49)	0:35.53 [7] (0:11.57)	0:23.96 [6] (0:11.95)	0:12.01 [8] (0:12.01)
Average Speed [km/h]	37.2	60.6	60.7	57.6	56.6	57.2	61.6	60.1	60.1
Top Speed [km/h]	57.8	61.6	62.6	60.2	57.8	61.1	62.5	62.7	61.1
Avg. Dist. to Rail [m]	3.4	1.5	2.4	1.3	1.6	2.4	2.1	0.7	0.6
Avg. Stride Freq. [Hz]	2.0	2.3	2.3	2.2	2.2	2.2	2.4	2.3	2.3
Avg. Stride Length [m]	5.1	7.3	7.4	7.2	7.2	7.2	7.3	7.2	7.2



- [] Ranking at each section and finish
- .-.- No data available at this section
- NA No data available



Horse/Jockey Name	Woody's Mate
Final Rank	5
Fastest Section Time (Section)	0:08.89 (Overall)
Top Speed [km/h] (Section)	63.0 (1600m)
Race State	Finished



Ipswich QLD Professional

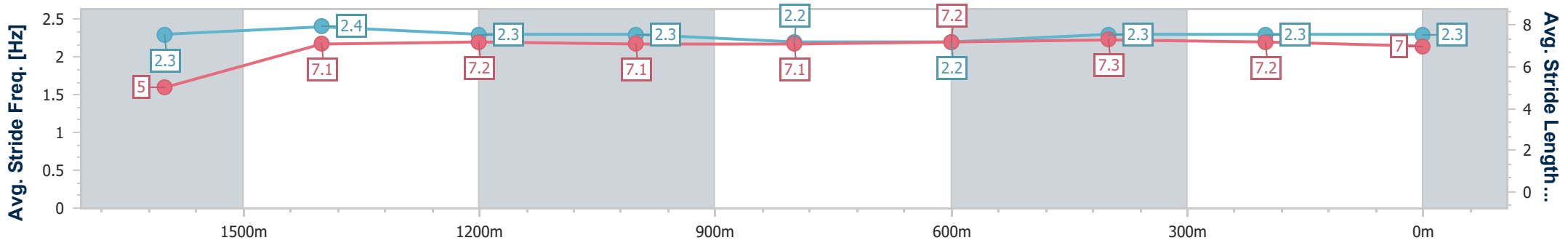
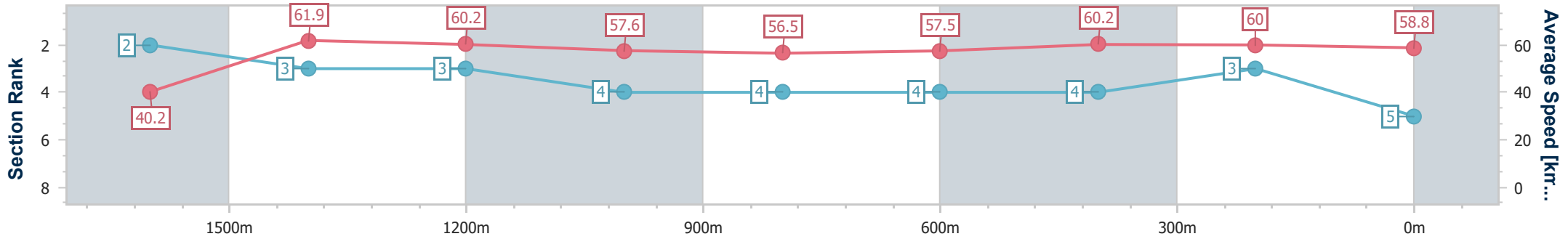
Race 1: THE INDUSTRY SCHOOL Maiden Handicap - 1700m

01 November 2024 - 13:34

Track Rating: Good 4, Weather: Fine, Rail Position: +8m Entire



Section	Overall	1600m	1400m	1200m	1000m	800m	600m	400m	200m
Section Times	1:46.38 [5] (0:08.89)	1:37.49 [2] (0:11.68)	1:25.81 [3] (0:11.95)	1:13.86 [3] (0:12.50)	1:01.36 [4] (0:12.75)	0:48.61 [4] (0:12.49)	0:36.12 [4] (0:11.91)	0:24.21 [4] (0:11.96)	0:12.25 [3] (0:12.25)
Average Speed [km/h]	40.2	61.9	60.2	57.6	56.5	57.5	60.2	60.0	58.8
Top Speed [km/h]	62.1	63.0	60.8	59.2	57.4	59.9	60.6	60.7	59.9
Avg. Dist. to Rail [m]	8.7	2.0	0.2	0.2	0.2	0.5	0.6	0.6	0.2
Avg. Stride Freq. [Hz]	2.3	2.4	2.3	2.3	2.2	2.2	2.3	2.3	2.3
Avg. Stride Length [m]	5.0	7.1	7.2	7.1	7.1	7.2	7.3	7.2	7.0



- [] Ranking at each section and finish
- .-.- No data available at this section
- NA No data available



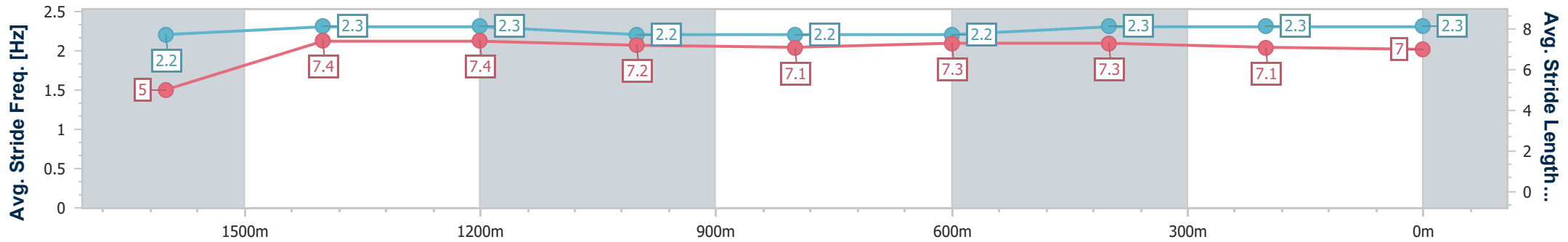
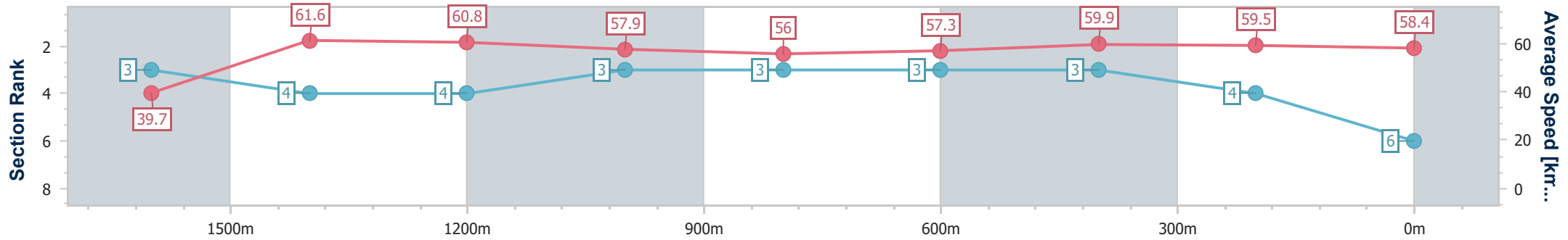
Horse/Jockey Name	Cut Diamonds
Final Rank	6
Fastest Section Time (Section)	0:09.04 (Overall)
Top Speed [km/h] (Section)	62.0 (1600m)
Race State	Finished



Ipswich QLD Professional
 Race 1: THE INDUSTRY SCHOOL Maiden Handicap - 1700m
 01 November 2024 - 13:34
 Track Rating: Good 4, Weather: Fine, Rail Position: +8m Entire



Section	Overall	1600m	1400m	1200m	1000m	800m	600m	400m	200m
Section Times	1:46.48 [6] (0:09.04)	1:37.44 [3] (0:11.71)	1:25.73 [4] (0:11.80)	1:13.93 [4] (0:12.36)	1:01.57 [3] (0:12.83)	0:48.74 [3] (0:12.47)	0:36.27 [3] (0:11.93)	0:24.34 [3] (0:12.01)	0:12.33 [4] (0:12.33)
Average Speed [km/h]	39.7	61.6	60.8	57.9	56.0	57.3	59.9	59.5	58.4
Top Speed [km/h]	60.9	62.0	61.8	59.5	56.8	59.5	60.0	59.8	59.8
Avg. Dist. to Rail [m]	2.3	1.2	1.1	1.0	1.1	1.6	1.9	1.9	2.0
Avg. Stride Freq. [Hz]	2.2	2.3	2.3	2.2	2.2	2.2	2.3	2.3	2.3
Avg. Stride Length [m]	5.0	7.4	7.4	7.2	7.1	7.3	7.3	7.1	7.0



- [] Ranking at each section and finish
- .-.- No data available at this section
- NA No data available



Horse/Jockey Name	Lady Parvati
Final Rank	7
Fastest Section Time (Section)	0:09.35 (Overall)
Top Speed [km/h] (Section)	61.8 (600m)
Race State	Finished



Ipswich QLD Professional

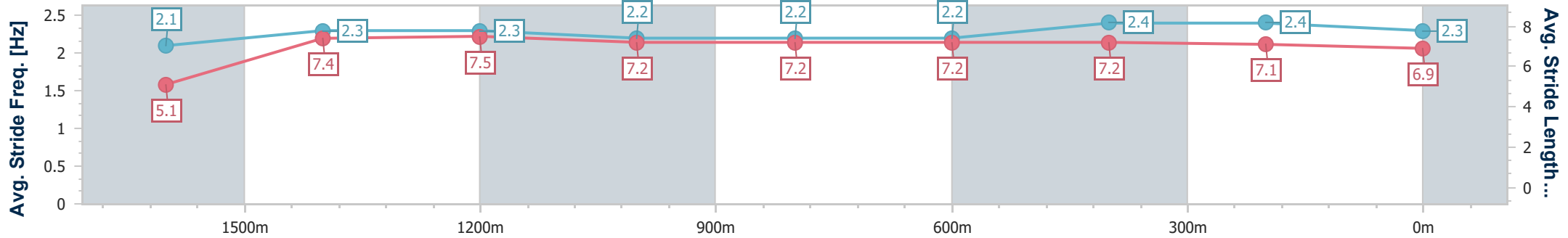
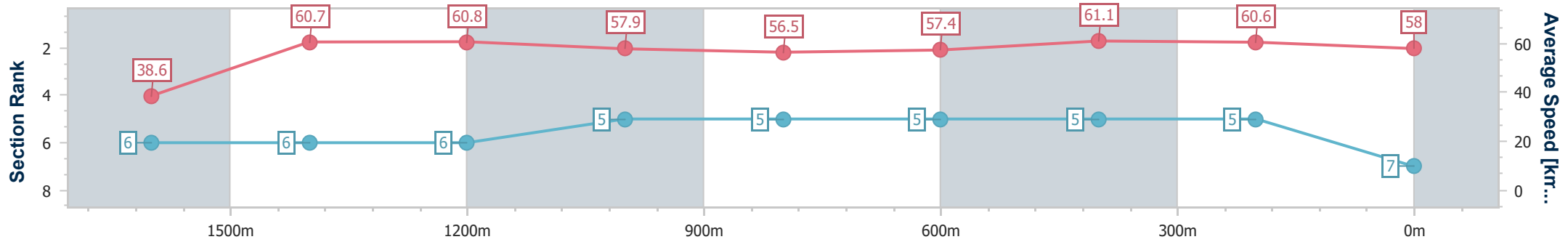
Race 1: THE INDUSTRY SCHOOL Maiden Handicap - 1700m

01 November 2024 - 13:34



Track Rating: Good 4, Weather: Fine, Rail Position: +8m Entire

Section	Overall	1600m	1400m	1200m	1000m	800m	600m	400m	200m
Section Times	1:46.62 [7] (0:09.35)	1:37.27 [6] (0:11.83)	1:25.44 [6] (0:11.82)	1:13.62 [6] (0:12.36)	1:01.26 [5] (0:12.71)	0:48.55 [5] (0:12.47)	0:36.08 [5] (0:11.75)	0:24.33 [5] (0:11.89)	0:12.44 [5] (0:12.44)
Average Speed [km/h]	38.6	60.7	60.8	57.9	56.5	57.4	61.1	60.6	58.0
Top Speed [km/h]	58.4	61.4	61.8	59.8	57.3	61.3	61.8	61.8	59.2
Avg. Dist. to Rail [m]	3.8	1.0	1.1	1.1	1.0	1.2	0.4	0.7	1.3
Avg. Stride Freq. [Hz]	2.1	2.3	2.3	2.2	2.2	2.2	2.4	2.4	2.3
Avg. Stride Length [m]	5.1	7.4	7.5	7.2	7.2	7.2	7.2	7.1	6.9



- [] Ranking at each section and finish
- .-.- No data available at this section
- NA No data available



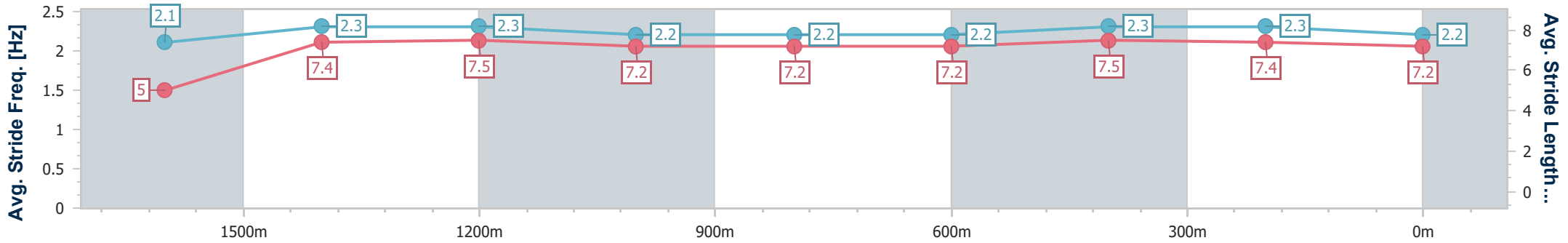
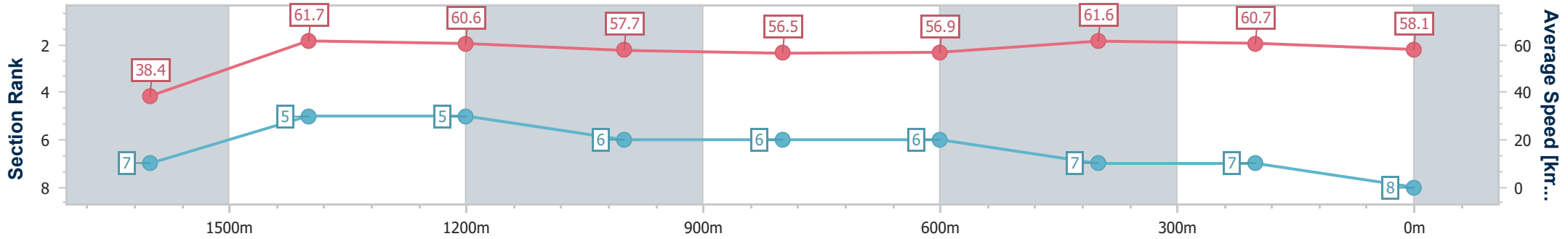
Horse/Jockey Name	Parra
Final Rank	8
Fastest Section Time (Section)	0:09.40 (Overall)
Top Speed [km/h] (Section)	63.2 (1600m)
Race State	Finished



Ipswich QLD Professional
 Race 1: THE INDUSTRY SCHOOL Maiden Handicap - 1700m
 01 November 2024 - 13:34
 Track Rating: Good 4, Weather: Fine, Rail Position: +8m Entire



Section	Overall	1600m	1400m	1200m	1000m	800m	600m	400m	200m
Section Times	1:46.70 [8] (0:09.40)	1:37.30 [7] (0:11.63)	1:25.67 [5] (0:11.86)	1:13.81 [5] (0:12.50)	1:01.31 [6] (0:12.71)	0:48.60 [6] (0:12.62)	0:35.98 [6] (0:11.70)	0:24.28 [7] (0:11.93)	0:12.35 [7] (0:12.35)
Average Speed [km/h]	38.4	61.7	60.6	57.7	56.5	56.9	61.6	60.7	58.1
Top Speed [km/h]	60.4	63.2	62.7	59.1	57.3	60.4	62.5	61.5	59.5
Avg. Dist. to Rail [m]	6.4	0.7	0.5	0.5	0.4	0.5	0.5	2.0	3.7
Avg. Stride Freq. [Hz]	2.1	2.3	2.3	2.2	2.2	2.2	2.3	2.3	2.2
Avg. Stride Length [m]	5.0	7.4	7.5	7.2	7.2	7.2	7.5	7.4	7.2



- [] Ranking at each section and finish
- .-.- No data available at this section
- NA No data available