

Ipswich QLD Professional

Race 1: THE INDUSTRY SCHOOL Maiden Handicap - 1700m

01 November 2024 - 13:34

Track Rating: Good 4, Weather: Fine, Rail Position: +8m Entire

Section		Overall	1600m	1400m	1200m	1000m	800m	600m	Last 600m				
Field Times		1:45.45 (0:08.87)	1:36.58 (0:11.48)	1:25.10 (0:11.65)	1:13.45 (0:12.48)	1:00.97 (0:12.84)	0:48.13 (0:12.44)	0:35.69 (0:11.86)	0:35.69				
Rank	TAB Horse/Jockey	Barrier	Top Speed [km/h]	Fastest Section									Distance Travelled [m]
1	8 OPTIMUS MAXIMUS Emily Lang	8	64.0 1600m	0:08.87 Overall	1:45.45 [1] (0:08.87)	1:36.58 [1] (0:11.49)	1:25.09 [2] (0:11.82)	1:13.27 [2] (0:12.50)	1:00.77 [2] (0:12.76)	0:48.01 [2] (0:12.45)	0:35.56 [2] (0:11.76)	0:35.56	
2	2 POSTMAN'S GAP Robbie Dolan	4	64.6 1600m	0:09.04 Overall	1:45.70 [2] (0:09.04)	1:36.66 [3] (0:11.31)	1:25.35 [1] (0:11.65)	1:13.70 [1] (0:12.48)	1:01.22 [1] (0:12.84)	0:48.38 [1] (0:12.44)	0:35.94 [1] (0:11.86)	0:35.94	-3
3	4 FORT DENISON Georgina Cartwright	6	62.9 600m	0:09.29 Overall	1:45.98 [3] (0:09.29)	1:36.69 [5] (0:12.02)	1:24.67 [7] (0:11.81)	1:12.86 [7] (0:12.53)	1:00.33 [7] (0:12.72)	0:47.61 [8] (0:12.59)	0:35.02 [8] (0:11.60)	0:35.02	+3
4	1 BLOOD RED Corey Sutherland	2	62.7 400m	0:09.69 Overall	1:46.37 [4] (0:09.69)	1:36.68 [8] (0:11.83)	1:24.85 [8] (0:11.77)	1:13.08 [8] (0:12.39)	1:00.69 [8] (0:12.67)	0:48.02 [7] (0:12.49)	0:35.53 [7] (0:11.57)	0:35.53	-4
5	3 WOODY'S MATE Andrew Mallyon	7	63.0 1600m	0:08.89 Overall	1:46.38 [5] (0:08.89)	1:37.49 [2] (0:11.68)	1:25.81 [3] (0:11.95)	1:13.86 [3] (0:12.50)	1:01.36 [4] (0:12.75)	0:48.61 [4] (0:12.49)	0:36.12 [4] (0:11.91)	0:36.12	+2
6	5 CUT DIAMONDS Luke Tarrant	1	62.0 1600m	0:09.04 Overall	1:46.48 [6] (0:09.04)	1:37.44 [3] (0:11.71)	1:25.73 [4] (0:11.80)	1:13.93 [4] (0:12.36)	1:01.57 [3] (0:12.83)	0:48.74 [3] (0:12.47)	0:36.27 [3] (0:11.93)	0:36.27	-3
7	7 LADY PARVATI Karl Zechner	3	61.8 600m	0:09.35 Overall	1:46.62 [7] (0:09.35)	1:37.27 [6] (0:11.83)	1:25.44 [6] (0:11.82)	1:13.62 [6] (0:12.36)	1:01.26 [5] (0:12.71)	0:48.55 [5] (0:12.47)	0:36.08 [5] (0:11.75)	0:36.08	+0
8	6 PARRA Amy Graham	5	63.2 1600m	0:09.40 Overall	1:46.70 [8] (0:09.40)	1:37.30 [7] (0:11.63)	1:25.67 [5] (0:11.86)	1:13.81 [5] (0:12.50)	1:01.31 [6] (0:12.71)	0:48.60 [6] (0:12.62)	0:35.98 [6] (0:11.70)	0:35.98	+3



Ipswich QLD Professional

Race 1: THE INDUSTRY SCHOOL Maiden Handicap - 1700m

01 November 2024 - 13:34



Track Rating: Good 4, Weather: Fine, Rail Position: +8m Entire

Section				400m	200m			Last 600m		
Field Times				0:23.83 (0:11.69)	0:12.14 (0:12.14)			0:35.69		
Rank	TAB	Horse/Jockey	Barrier	Top Speed [km/h]	Fastest Section	Margin				Distance Travelled [m]
1	8	OPTIMUS MAXIMUS Emily Lang	8	64.0 1600m	0:08.87 Overall	0:23.80 [2] (0:11.66)	0:12.14 [1] (0:12.14)	1:45.45	0:35.56	
2	2	POSTMAN'S GAP Robbie Dolan	4	64.6 1600m	0:09.04 Overall	0:24.08 [1] (0:11.77)	0:12.31 [2] (0:12.31)	1.46L	0:35.94	-3
3	4	FORT DENISON Georgina Cartwright	6	62.9 600m	0:09.29 Overall	0:23.42 [8] (0:11.71)	0:11.71 [6] (0:11.71)	3.13L	0:35.02	+3
4	1	BLOOD RED Corey Sutherland	2	62.7 400m	0:09.69 Overall	0:23.96 [6] (0:11.95)	0:12.01 [8] (0:12.01)	5.43L	0:35.53	-4
5	3	WOODY'S MATE Andrew Mallyon	7	63.0 1600m	0:08.89 Overall	0:24.21 [4] (0:11.96)	0:12.25 [3] (0:12.25)	5.46L	0:36.12	+2
6	5	CUT DIAMONDS Luke Tarrant	1	62.0 1600m	0:09.04 Overall	0:24.34 [3] (0:12.01)	0:12.33 [4] (0:12.33)	6.07L	0:36.27	-3
7	7	LADY PARVATI Karl Zechner	3	61.8 600m	0:09.35 Overall	0:24.33 [5] (0:11.89)	0:12.44 [5] (0:12.44)	6.86L	0:36.08	+0
8	6	PARRA Amy Graham	5	63.2 1600m	0:09.40 Overall	0:24.28 [7] (0:11.93)	0:12.35 [7] (0:12.35)	7.33L	0:35.98	+3

[] Ranking at each section and finish
 -:-:- No data available at this section
 NA No data available

SCN Saddle cloth number
 DNF Did not finish
 DNT Did not track



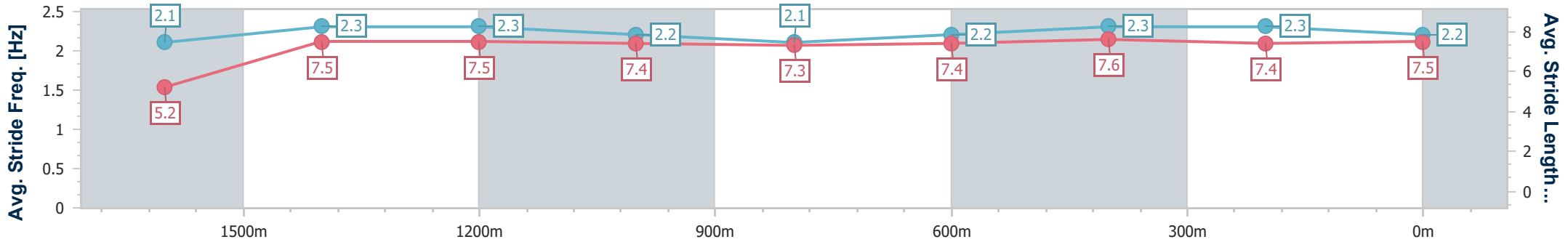
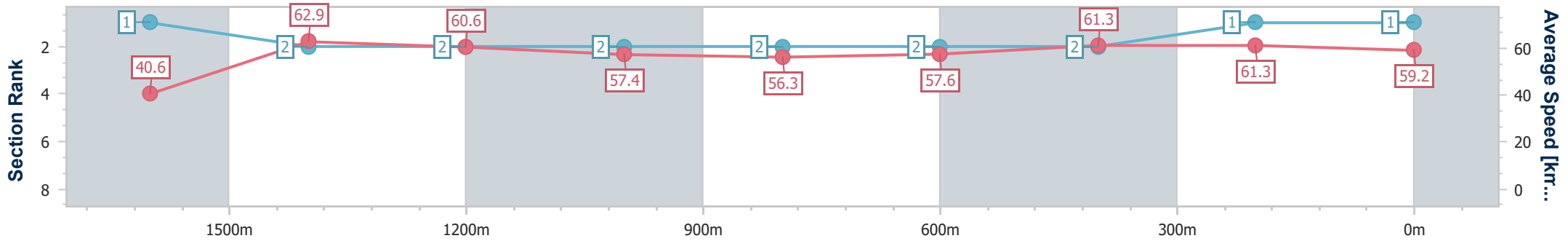
Horse/Jockey Name	Optimus Maximus
Final Rank	1
Fastest Section Time (Section)	0:08.87 (Overall)
Top Speed [km/h] (Section)	64.0 (1600m)
Race State	Finished



Ipswich QLD Professional
 Race 1: THE INDUSTRY SCHOOL Maiden Handicap - 1700m
 01 November 2024 - 13:34
 Track Rating: Good 4, Weather: Fine, Rail Position: +8m Entire



Section	Overall	1600m	1400m	1200m	1000m	800m	600m	400m	200m
Section Times	1:45.45 [1] (0:08.87)	1:36.58 [1] (0:11.49)	1:25.09 [2] (0:11.82)	1:13.27 [2] (0:12.50)	1:00.77 [2] (0:12.76)	0:48.01 [2] (0:12.45)	0:35.56 [2] (0:11.76)	0:23.80 [2] (0:11.66)	0:12.14 [1] (0:12.14)
Average Speed [km/h]	40.6	62.9	60.6	57.4	56.3	57.6	61.3	61.3	59.2
Top Speed [km/h]	60.3	64.0	62.7	59.1	57.5	59.8	61.7	62.7	61.3
Avg. Dist. to Rail [m]	9.1	2.4	0.9	0.7	0.6	0.8	0.8	1.0	0.5
Avg. Stride Freq. [Hz]	2.1	2.3	2.3	2.2	2.1	2.2	2.3	2.3	2.2
Avg. Stride Length [m]	5.2	7.5	7.5	7.4	7.3	7.4	7.6	7.4	7.5



- [] Ranking at each section and finish
- .-.- No data available at this section
- NA No data available



Horse/Jockey Name	Postman's Gap
Final Rank	2
Fastest Section Time (Section)	0:09.04 (Overall)
Top Speed [km/h] (Section)	64.6 (1600m)
Race State	Finished



Ipswich QLD Professional

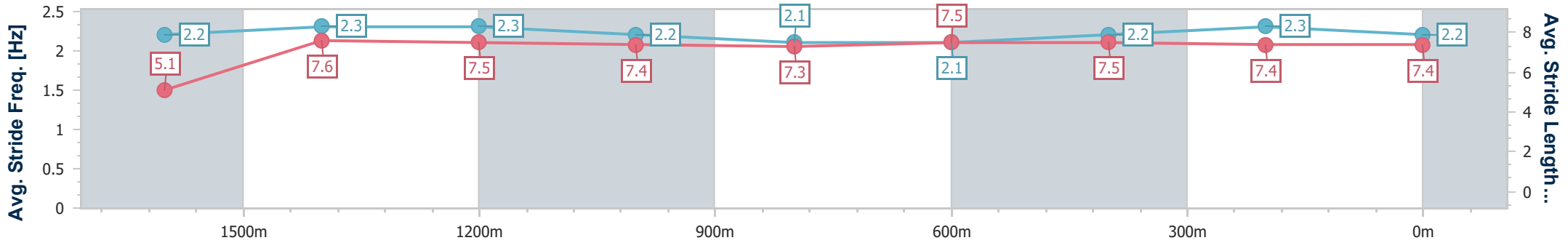
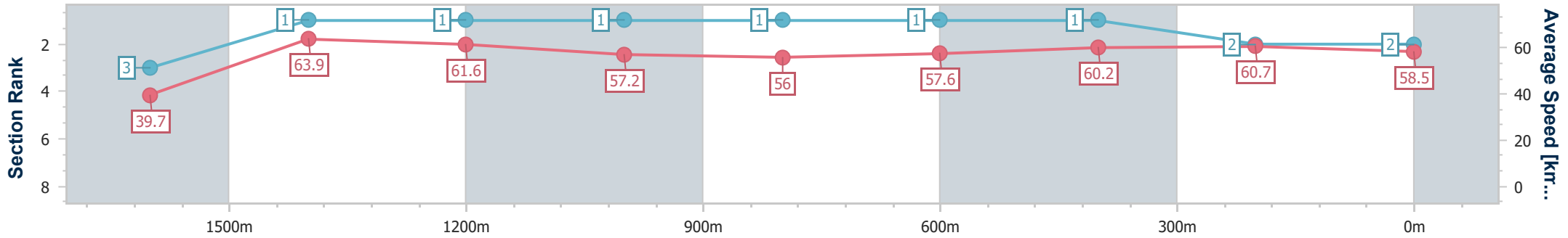
Race 1: THE INDUSTRY SCHOOL Maiden Handicap - 1700m

01 November 2024 - 13:34

Track Rating: Good 4, Weather: Fine, Rail Position: +8m Entire



Section	Overall	1600m	1400m	1200m	1000m	800m	600m	400m	200m
Section Times	1:45.70 [2] (0:09.04)	1:36.66 [3] (0:11.31)	1:25.35 [1] (0:11.65)	1:13.70 [1] (0:12.48)	1:01.22 [1] (0:12.84)	0:48.38 [1] (0:12.44)	0:35.94 [1] (0:11.86)	0:24.08 [1] (0:11.77)	0:12.31 [2] (0:12.31)
Average Speed [km/h]	39.7	63.9	61.6	57.2	56.0	57.6	60.2	60.7	58.5
Top Speed [km/h]	62.1	64.6	63.6	59.4	56.7	59.7	60.8	62.0	60.5
Avg. Dist. to Rail [m]	5.3	0.7	1.0	1.1	1.1	1.4	1.8	1.7	1.5
Avg. Stride Freq. [Hz]	2.2	2.3	2.3	2.2	2.1	2.1	2.2	2.3	2.2
Avg. Stride Length [m]	5.1	7.6	7.5	7.4	7.3	7.5	7.5	7.4	7.4



- [] Ranking at each section and finish
- .-.- No data available at this section
- NA No data available



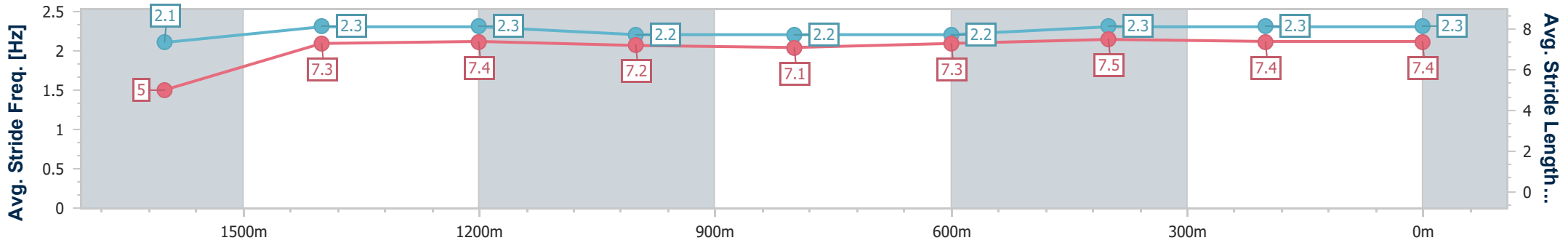
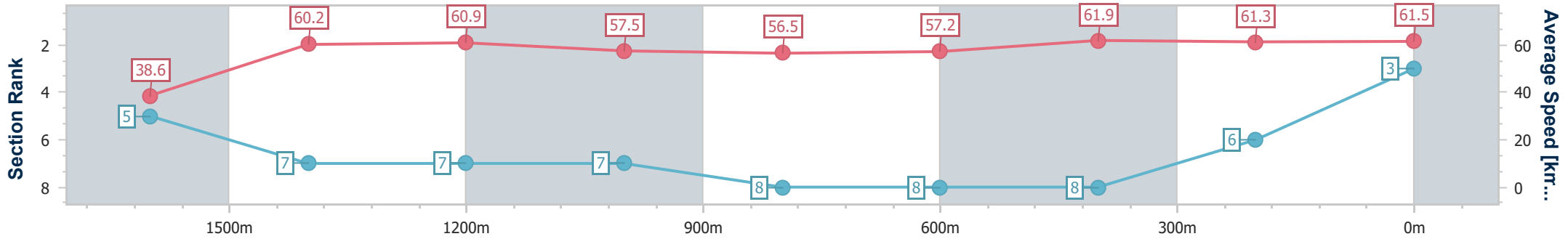
Horse/Jockey Name	Fort Denison
Final Rank	3
Fastest Section Time (Section)	0:09.29 (Overall)
Top Speed [km/h] (Section)	62.9 (600m)
Race State	Finished



Ipswich QLD Professional
 Race 1: THE INDUSTRY SCHOOL Maiden Handicap - 1700m
 01 November 2024 - 13:34
 Track Rating: Good 4, Weather: Fine, Rail Position: +8m Entire



Section	Overall	1600m	1400m	1200m	1000m	800m	600m	400m	200m
Section Times	1:45.98 [3] (0:09.29)	1:36.69 [5] (0:12.02)	1:24.67 [7] (0:11.81)	1:12.86 [7] (0:12.53)	1:00.33 [7] (0:12.72)	0:47.61 [8] (0:12.59)	0:35.02 [8] (0:11.60)	0:23.42 [8] (0:11.71)	0:11.71 [6] (0:11.71)
Average Speed [km/h]	38.6	60.2	60.9	57.5	56.5	57.2	61.9	61.3	61.5
Top Speed [km/h]	56.5	61.2	61.6	60.1	57.2	60.3	62.9	61.9	62.8
Avg. Dist. to Rail [m]	7.6	1.3	0.1	0.2	0.2	0.4	0.4	1.0	3.4
Avg. Stride Freq. [Hz]	2.1	2.3	2.3	2.2	2.2	2.2	2.3	2.3	2.3
Avg. Stride Length [m]	5.0	7.3	7.4	7.2	7.1	7.3	7.5	7.4	7.4



- [] Ranking at each section and finish
- .-.- No data available at this section
- NA No data available



Horse/Jockey Name	Blood Red
Final Rank	4
Fastest Section Time (Section)	0:09.69 (Overall)
Top Speed [km/h] (Section)	62.7 (400m)
Race State	Finished



Ipswich QLD Professional

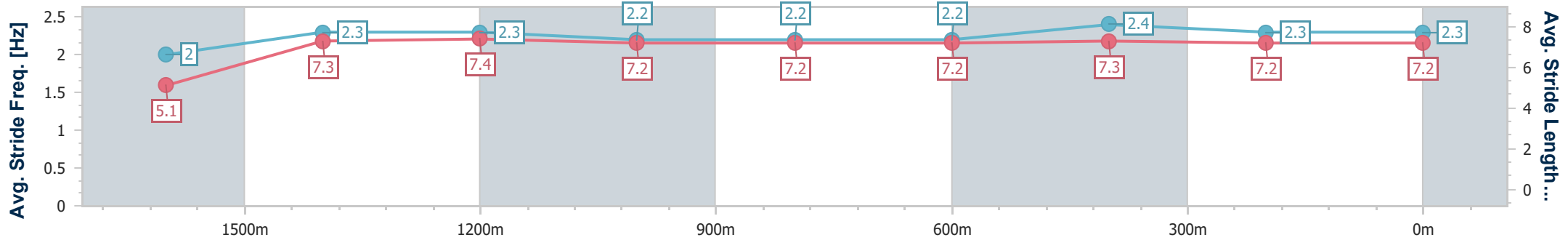
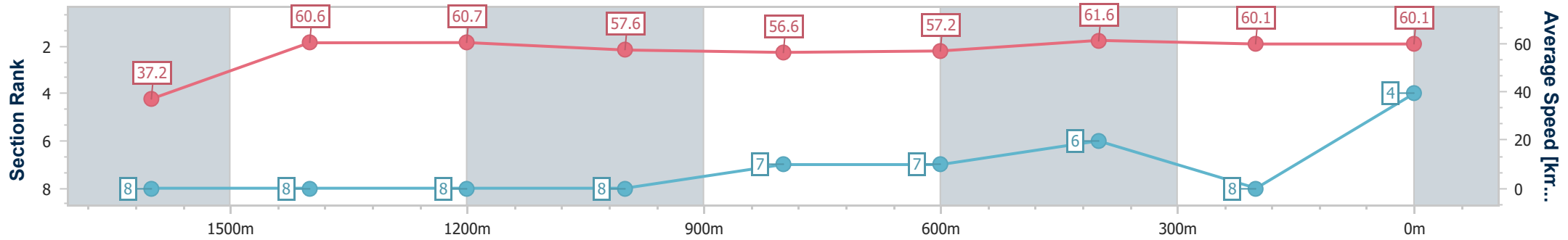
Race 1: THE INDUSTRY SCHOOL Maiden Handicap - 1700m

01 November 2024 - 13:34



Track Rating: Good 4, Weather: Fine, Rail Position: +8m Entire

Section	Overall	1600m	1400m	1200m	1000m	800m	600m	400m	200m
Section Times	1:46.37 [4] (0:09.69)	1:36.68 [8] (0:11.83)	1:24.85 [8] (0:11.77)	1:13.08 [8] (0:12.39)	1:00.69 [8] (0:12.67)	0:48.02 [7] (0:12.49)	0:35.53 [7] (0:11.57)	0:23.96 [6] (0:11.95)	0:12.01 [8] (0:12.01)
Average Speed [km/h]	37.2	60.6	60.7	57.6	56.6	57.2	61.6	60.1	60.1
Top Speed [km/h]	57.8	61.6	62.6	60.2	57.8	61.1	62.5	62.7	61.1
Avg. Dist. to Rail [m]	3.4	1.5	2.4	1.3	1.6	2.4	2.1	0.7	0.6
Avg. Stride Freq. [Hz]	2.0	2.3	2.3	2.2	2.2	2.2	2.4	2.3	2.3
Avg. Stride Length [m]	5.1	7.3	7.4	7.2	7.2	7.2	7.3	7.2	7.2



- [] Ranking at each section and finish
- .-.- No data available at this section
- NA No data available



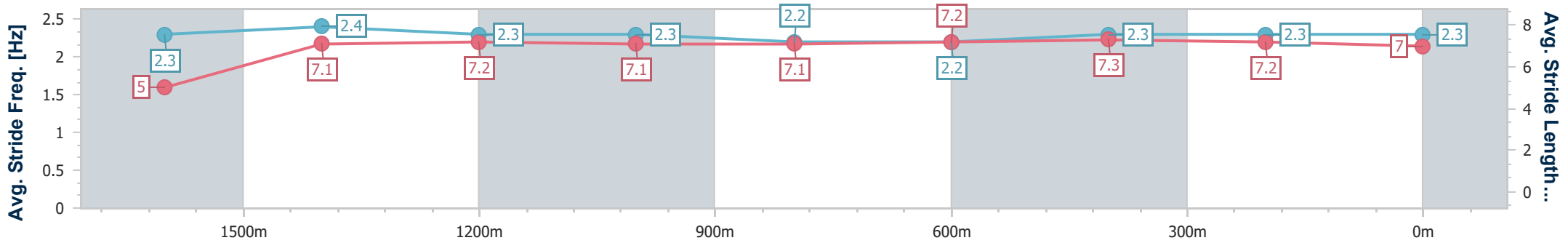
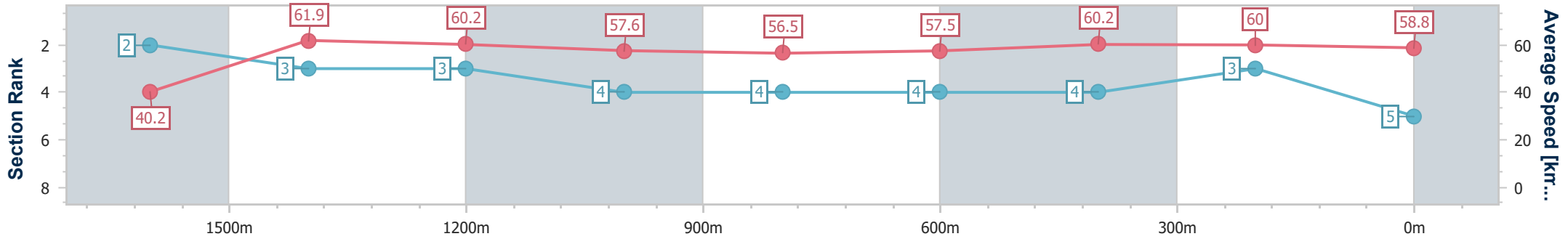
Horse/Jockey Name	Woody's Mate
Final Rank	5
Fastest Section Time (Section)	0:08.89 (Overall)
Top Speed [km/h] (Section)	63.0 (1600m)
Race State	Finished



Ipswich QLD Professional
 Race 1: THE INDUSTRY SCHOOL Maiden Handicap - 1700m
 01 November 2024 - 13:34
 Track Rating: Good 4, Weather: Fine, Rail Position: +8m Entire



Section	Overall	1600m	1400m	1200m	1000m	800m	600m	400m	200m
Section Times	1:46.38 [5] (0:08.89)	1:37.49 [2] (0:11.68)	1:25.81 [3] (0:11.95)	1:13.86 [3] (0:12.50)	1:01.36 [4] (0:12.75)	0:48.61 [4] (0:12.49)	0:36.12 [4] (0:11.91)	0:24.21 [4] (0:11.96)	0:12.25 [3] (0:12.25)
Average Speed [km/h]	40.2	61.9	60.2	57.6	56.5	57.5	60.2	60.0	58.8
Top Speed [km/h]	62.1	63.0	60.8	59.2	57.4	59.9	60.6	60.7	59.9
Avg. Dist. to Rail [m]	8.7	2.0	0.2	0.2	0.2	0.5	0.6	0.6	0.2
Avg. Stride Freq. [Hz]	2.3	2.4	2.3	2.3	2.2	2.2	2.3	2.3	2.3
Avg. Stride Length [m]	5.0	7.1	7.2	7.1	7.1	7.2	7.3	7.2	7.0



- [] Ranking at each section and finish
- .-.- No data available at this section
- NA No data available



Horse/Jockey Name	Cut Diamonds
Final Rank	6
Fastest Section Time (Section)	0:09.04 (Overall)
Top Speed [km/h] (Section)	62.0 (1600m)
Race State	Finished



Ipswich QLD Professional

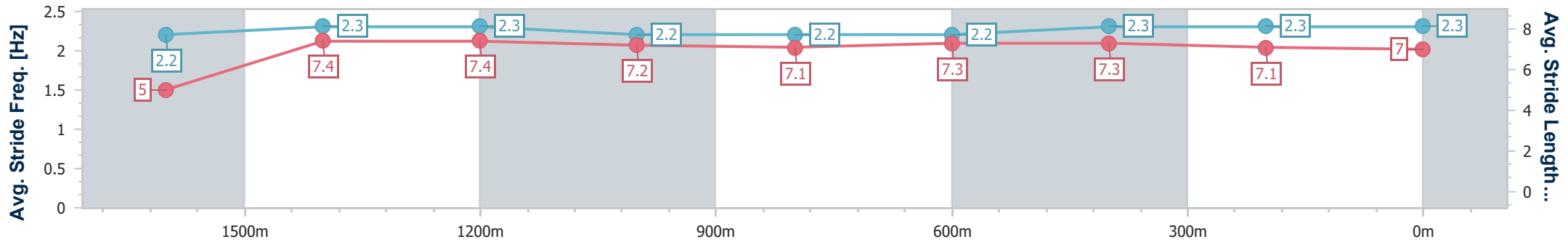
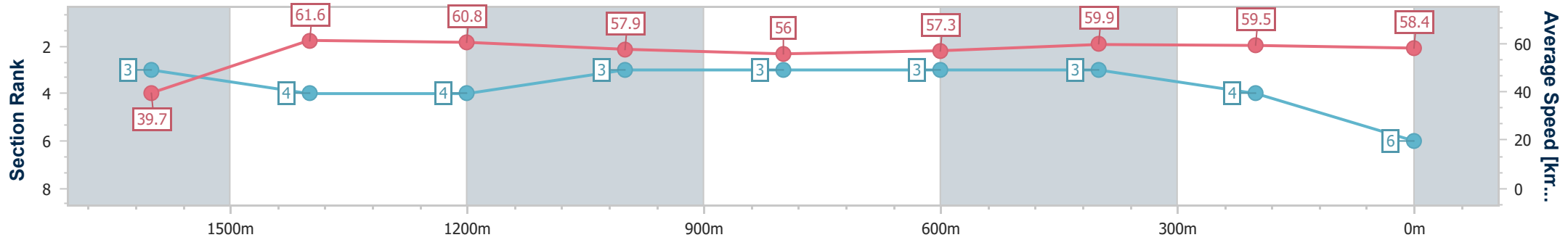
Race 1: THE INDUSTRY SCHOOL Maiden Handicap - 1700m

01 November 2024 - 13:34



Track Rating: Good 4, Weather: Fine, Rail Position: +8m Entire

Section	Overall	1600m	1400m	1200m	1000m	800m	600m	400m	200m
Section Times	1:46.48 [6] (0:09.04)	1:37.44 [3] (0:11.71)	1:25.73 [4] (0:11.80)	1:13.93 [4] (0:12.36)	1:01.57 [3] (0:12.83)	0:48.74 [3] (0:12.47)	0:36.27 [3] (0:11.93)	0:24.34 [3] (0:12.01)	0:12.33 [4] (0:12.33)
Average Speed [km/h]	39.7	61.6	60.8	57.9	56.0	57.3	59.9	59.5	58.4
Top Speed [km/h]	60.9	62.0	61.8	59.5	56.8	59.5	60.0	59.8	59.8
Avg. Dist. to Rail [m]	2.3	1.2	1.1	1.0	1.1	1.6	1.9	1.9	2.0
Avg. Stride Freq. [Hz]	2.2	2.3	2.3	2.2	2.2	2.2	2.3	2.3	2.3
Avg. Stride Length [m]	5.0	7.4	7.4	7.2	7.1	7.3	7.3	7.1	7.0



- [] Ranking at each section and finish
- .-.- No data available at this section
- NA No data available



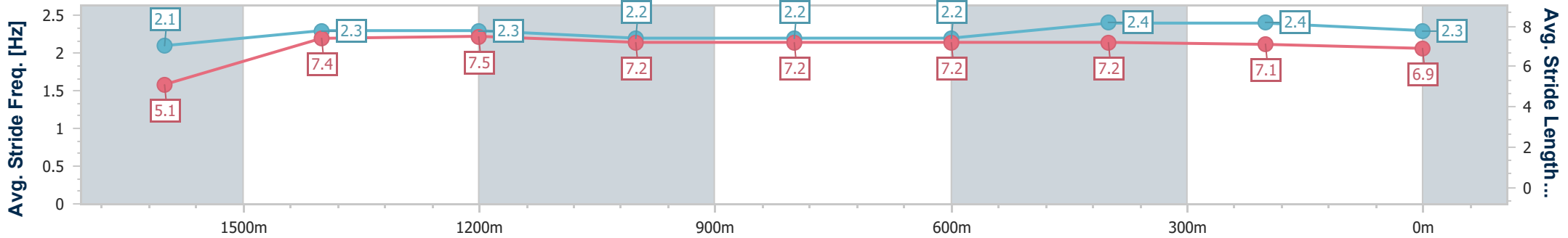
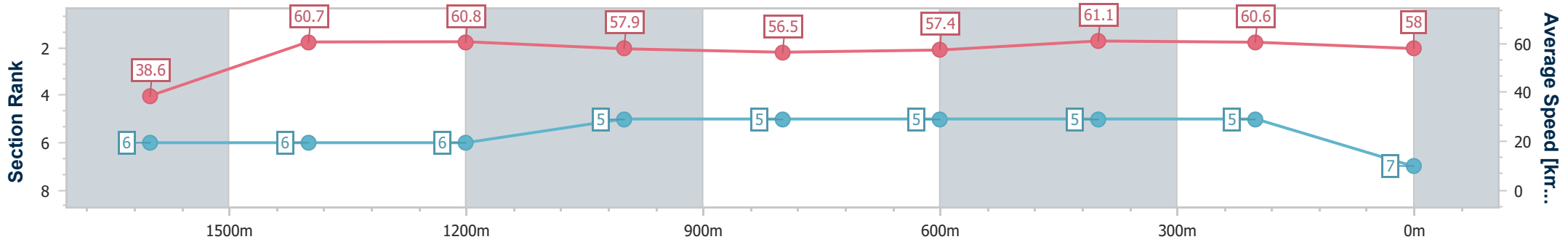
Horse/Jockey Name	Lady Parvati
Final Rank	7
Fastest Section Time (Section)	0:09.35 (Overall)
Top Speed [km/h] (Section)	61.8 (600m)
Race State	Finished



Ipswich QLD Professional
 Race 1: THE INDUSTRY SCHOOL Maiden Handicap - 1700m
 01 November 2024 - 13:34
 Track Rating: Good 4, Weather: Fine, Rail Position: +8m Entire



Section	Overall	1600m	1400m	1200m	1000m	800m	600m	400m	200m
Section Times	1:46.62 [7] (0:09.35)	1:37.27 [6] (0:11.83)	1:25.44 [6] (0:11.82)	1:13.62 [6] (0:12.36)	1:01.26 [5] (0:12.71)	0:48.55 [5] (0:12.47)	0:36.08 [5] (0:11.75)	0:24.33 [5] (0:11.89)	0:12.44 [5] (0:12.44)
Average Speed [km/h]	38.6	60.7	60.8	57.9	56.5	57.4	61.1	60.6	58.0
Top Speed [km/h]	58.4	61.4	61.8	59.8	57.3	61.3	61.8	61.8	59.2
Avg. Dist. to Rail [m]	3.8	1.0	1.1	1.1	1.0	1.2	0.4	0.7	1.3
Avg. Stride Freq. [Hz]	2.1	2.3	2.3	2.2	2.2	2.2	2.4	2.4	2.3
Avg. Stride Length [m]	5.1	7.4	7.5	7.2	7.2	7.2	7.2	7.1	6.9



- [] Ranking at each section and finish
- .-.- No data available at this section
- NA No data available



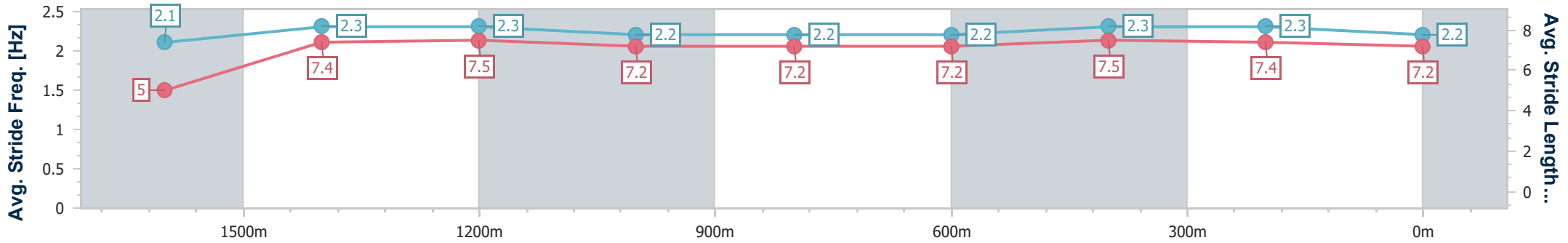
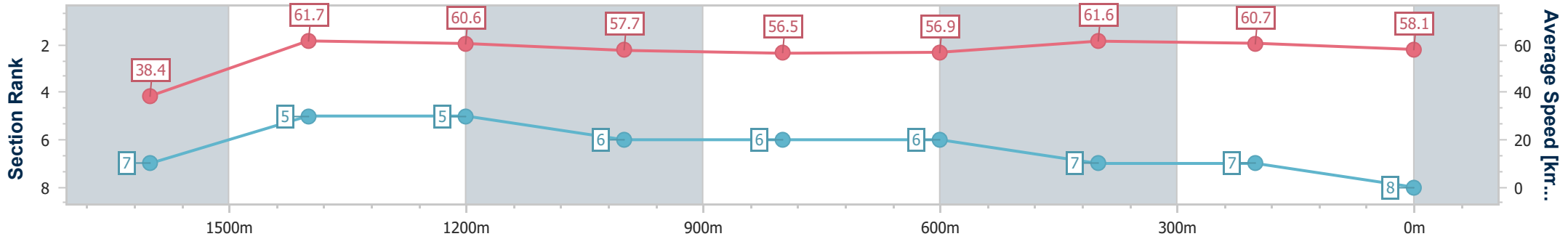
Horse/Jockey Name	Parra
Final Rank	8
Fastest Section Time (Section)	0:09.40 (Overall)
Top Speed [km/h] (Section)	63.2 (1600m)
Race State	Finished



Ipswich QLD Professional
 Race 1: THE INDUSTRY SCHOOL Maiden Handicap - 1700m
 01 November 2024 - 13:34
 Track Rating: Good 4, Weather: Fine, Rail Position: +8m Entire



Section	Overall	1600m	1400m	1200m	1000m	800m	600m	400m	200m
Section Times	1:46.70 [8] (0:09.40)	1:37.30 [7] (0:11.63)	1:25.67 [5] (0:11.86)	1:13.81 [5] (0:12.50)	1:01.31 [6] (0:12.71)	0:48.60 [6] (0:12.62)	0:35.98 [6] (0:11.70)	0:24.28 [7] (0:11.93)	0:12.35 [7] (0:12.35)
Average Speed [km/h]	38.4	61.7	60.6	57.7	56.5	56.9	61.6	60.7	58.1
Top Speed [km/h]	60.4	63.2	62.7	59.1	57.3	60.4	62.5	61.5	59.5
Avg. Dist. to Rail [m]	6.4	0.7	0.5	0.5	0.4	0.5	0.5	2.0	3.7
Avg. Stride Freq. [Hz]	2.1	2.3	2.3	2.2	2.2	2.2	2.3	2.3	2.2
Avg. Stride Length [m]	5.0	7.4	7.5	7.2	7.2	7.2	7.5	7.4	7.2



- [] Ranking at each section and finish
- .-.- No data available at this section
- NA No data available

Track Rating: Good 4, Weather: Fine, Rail Position: +8m Entire

Section										Last 600m	
Field Times				Overall	600m	400m	200m			0:32.36	
				(0:13.44)	(0:10.38)	(0:10.71)	(0:11.27)				
Rank	TAB	Horse/Jockey	Barrier	Top Speed [km/h]	Fastest Section	Margin				Distance Travelled [m]	
1	1	MY NAME IS Rob Thorburn	5	72.0 600m	0:10.28 600m	0:45.80 [1] (0:13.54)	0:32.26 [3] (0:10.28)	0:21.98 [1] (0:10.71)	0:11.27 [1] (0:11.27)	0:45.80	0:32.26
2	9	ALBION SQUARE Robbie Dolan	8	69.9 600m	0:10.57 600m	0:45.82 [2] (0:13.58)	0:32.24 [4] (0:10.57)	0:21.67 [4] (0:10.67)	0:11.00 [6] (0:11.00)	0.1L	0:32.24 +2
3	6	ANGELIC BOOM Emily Lang	4	69.6 600m	0:10.37 600m	0:45.84 [3] (0:13.53)	0:32.31 [2] (0:10.37)	0:21.94 [3] (0:10.73)	0:11.21 [3] (0:11.21)	0.23L	0:32.31 -4
4	4	STELLAR LADY Fiona Sandkuhl	2	69.3 600m	0:10.50 600m	0:45.85 [4] (0:13.67)	0:32.18 [6] (0:10.50)	0:21.68 [5] (0:10.63)	0:11.05 [5] (0:11.05)	0.26L	0:32.18 -1
5	7	RUSSIAN PINS Boris Thornton	7	69.3 600m	0:10.43 600m	0:45.92 [5] (0:13.44)	0:32.48 [1] (0:10.43)	0:22.05 [2] (0:10.72)	0:11.33 [2] (0:11.33)	0.72L	0:32.48 -2
6	2	MISSION RIDGE Courtney Bellamy	6	70.2 600m	0:10.44 600m	0:46.05 [6] (0:13.77)	0:32.28 [7] (0:10.44)	0:21.84 [7] (0:10.73)	0:11.11 [7] (0:11.11)	1.46L	0:32.28 -1
7	3	MACHINE HEAD Georgina Cartwright	1	69.0 600m	0:10.53 600m	0:46.06 [7] (0:13.67)	0:32.39 [5] (0:10.53)	0:21.86 [6] (0:10.58)	0:11.28 [4] (0:11.28)	1.5L	0:32.39 -4
8	8	ASGOODASYOUGETT Nozi Tomizawa	3	68.9 600m	0:10.57 600m	0:46.82 [8] (0:13.98)	0:32.84 [8] (0:10.57)	0:22.27 [8] (0:10.85)	0:11.42 [8] (0:11.42)	6.01L	0:32.84 -5

Scratched: Super Zamboni (#5)



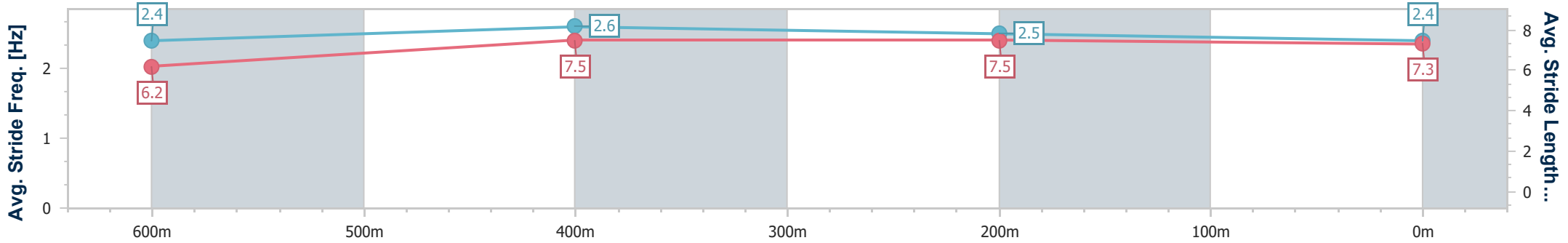
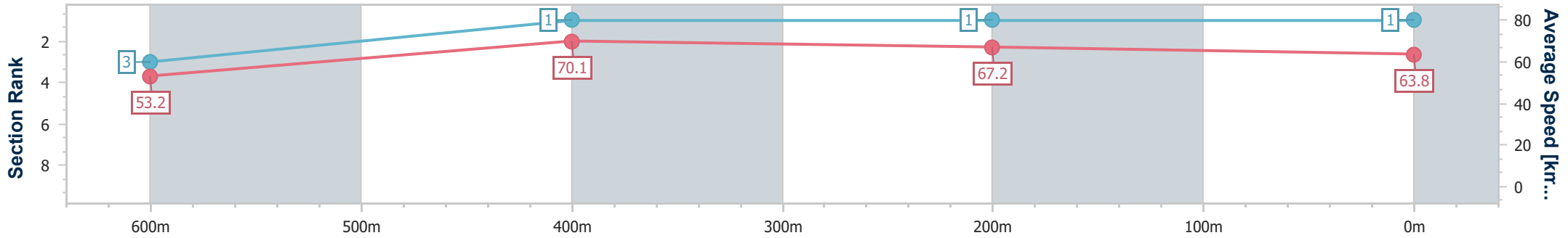
Horse/Jockey Name	My Name Is
Final Rank	1
Fastest Section Time (Section)	0:10.28 (600m)
Top Speed [km/h] (Section)	72.0 (600m)
Race State	Finished



Ipswich QLD Professional
 Race 2: TAB BM58 Handicap - 800m
 01 November 2024 - 14:12
 Track Rating: Good 4, Weather: Fine, Rail Position: +8m Entire



Section	Overall	600m	400m	200m
Section Times	0:45.80 [1] (0:13.54)	0:32.26 [3] (0:10.28)	0:21.98 [1] (0:10.71)	0:11.27 [1] (0:11.27)
Average Speed [km/h]	53.2	70.1	67.2	63.8
Top Speed [km/h]	71.0	72.0	68.6	66.0
Avg. Dist. to Rail [m]	3.2	0.6	0.7	1.7
Avg. Stride Freq. [Hz]	2.4	2.6	2.5	2.4
Avg. Stride Length [m]	6.2	7.5	7.5	7.3



- [] Ranking at each section and finish
- .-.- No data available at this section
- NA No data available



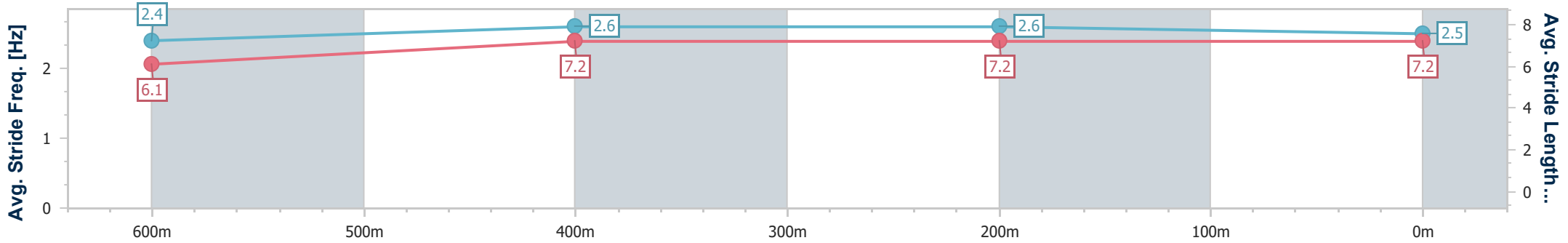
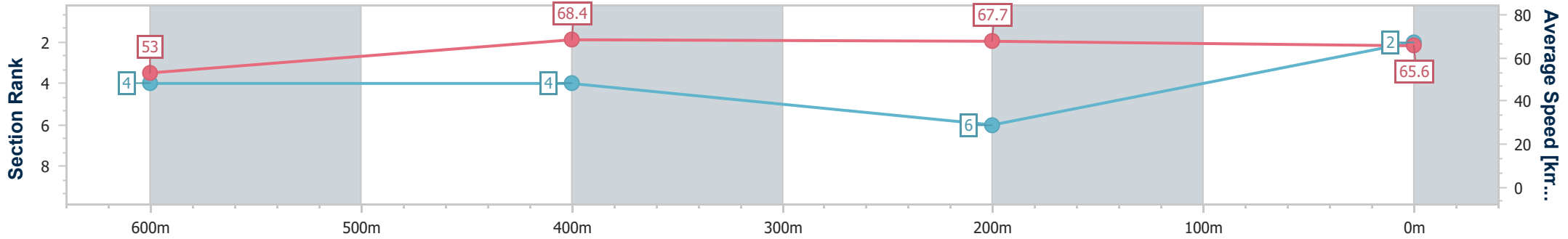
Horse/Jockey Name	Albion Square
Final Rank	2
Fastest Section Time (Section)	0:10.57 (600m)
Top Speed [km/h] (Section)	69.9 (600m)
Race State	Finished



Ipswich QLD Professional
 Race 2: TAB BM58 Handicap - 800m
 01 November 2024 - 14:12
 Track Rating: Good 4, Weather: Fine, Rail Position: +8m Entire



Section	Overall	600m	400m	200m
Section Times	0:45.82 [2] (0:13.58)	0:32.24 [4] (0:10.57)	0:21.67 [4] (0:10.67)	0:11.00 [6] (0:11.00)
Average Speed [km/h]	53.0	68.4	67.7	65.6
Top Speed [km/h]	69.7	69.9	68.6	67.1
Avg. Dist. to Rail [m]	5.8	1.7	2.3	4.4
Avg. Stride Freq. [Hz]	2.4	2.6	2.6	2.5
Avg. Stride Length [m]	6.1	7.2	7.2	7.2



- [] Ranking at each section and finish
- .-.- No data available at this section
- NA No data available



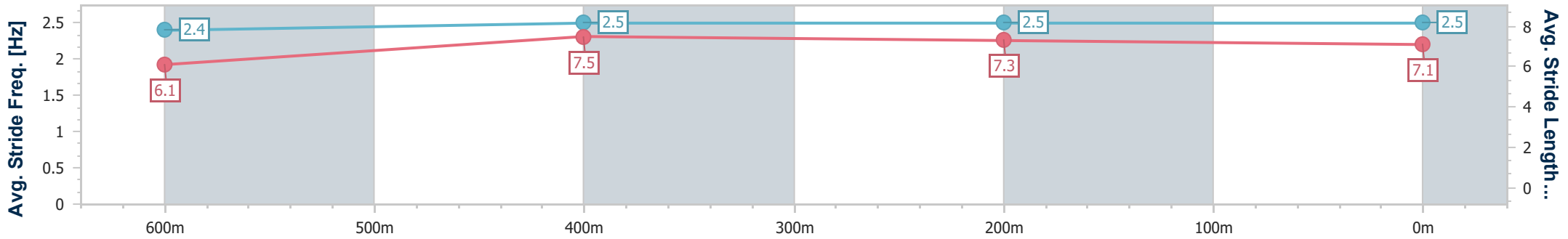
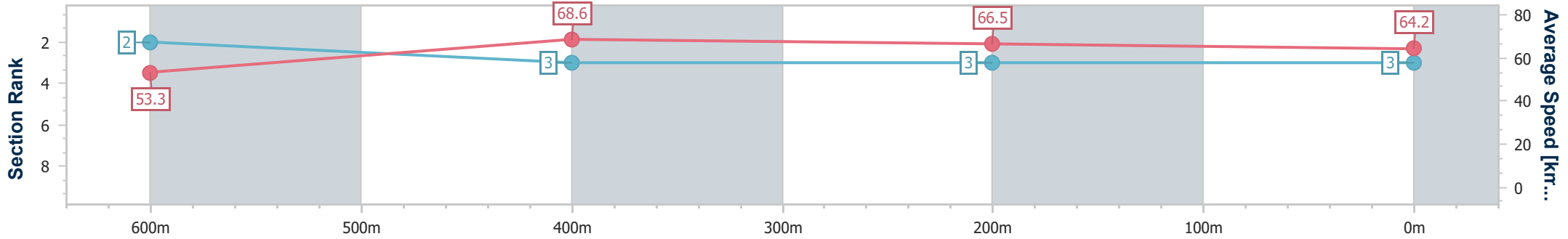
Horse/Jockey Name	Angelic Boom
Final Rank	3
Fastest Section Time (Section)	0:10.37 (600m)
Top Speed [km/h] (Section)	69.6 (600m)
Race State	Finished



Ipswich QLD Professional
 Race 2: TAB BM58 Handicap - 800m
 01 November 2024 - 14:12
 Track Rating: Good 4, Weather: Fine, Rail Position: +8m Entire



Section	Overall	600m	400m	200m
Section Times	0:45.84 [3] (0:13.53)	0:32.31 [2] (0:10.37)	0:21.94 [3] (0:10.73)	0:11.21 [3] (0:11.21)
Average Speed [km/h]	53.3	68.6	66.5	64.2
Top Speed [km/h]	69.5	69.6	67.5	66.6
Avg. Dist. to Rail [m]	1.7	2.4	1.2	0.9
Avg. Stride Freq. [Hz]	2.4	2.5	2.5	2.5
Avg. Stride Length [m]	6.1	7.5	7.3	7.1



- [] Ranking at each section and finish
- .-.- No data available at this section
- NA No data available



Horse/Jockey Name	Stellar Lady
Final Rank	4
Fastest Section Time (Section)	0:10.50 (600m)
Top Speed [km/h] (Section)	69.3 (600m)
Race State	Finished



Ipswich QLD Professional

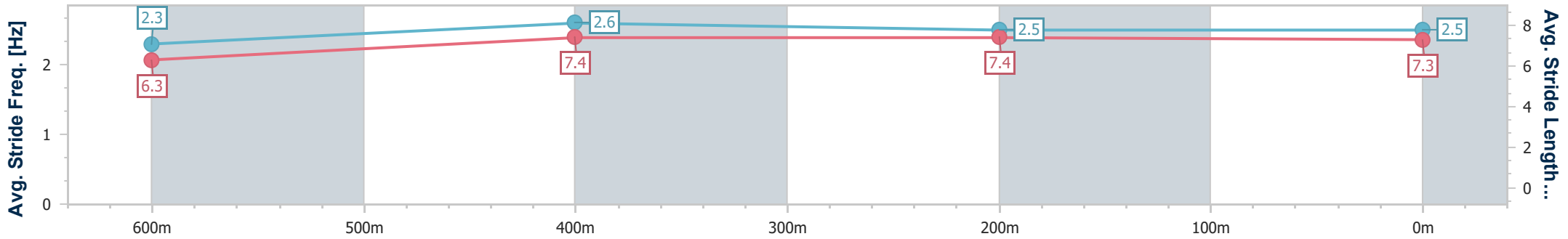
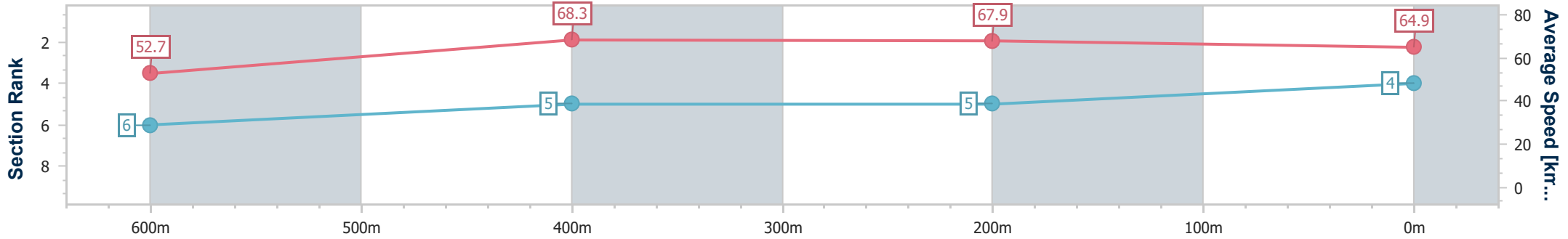
Race 2: TAB BM58 Handicap - 800m

01 November 2024 - 14:12



Track Rating: Good 4, Weather: Fine, Rail Position: +8m Entire

Section	Overall	600m	400m	200m
Section Times	0:45.85 [4] (0:13.67)	0:32.18 [6] (0:10.50)	0:21.68 [5] (0:10.63)	0:11.05 [5] (0:11.05)
Average Speed [km/h]	52.7	68.3	67.9	64.9
Top Speed [km/h]	69.0	69.3	69.1	68.9
Avg. Dist. to Rail [m]	0.9	0.7	0.5	1.1
Avg. Stride Freq. [Hz]	2.3	2.6	2.5	2.5
Avg. Stride Length [m]	6.3	7.4	7.4	7.3



- [] Ranking at each section and finish
- .-.- No data available at this section
- NA No data available



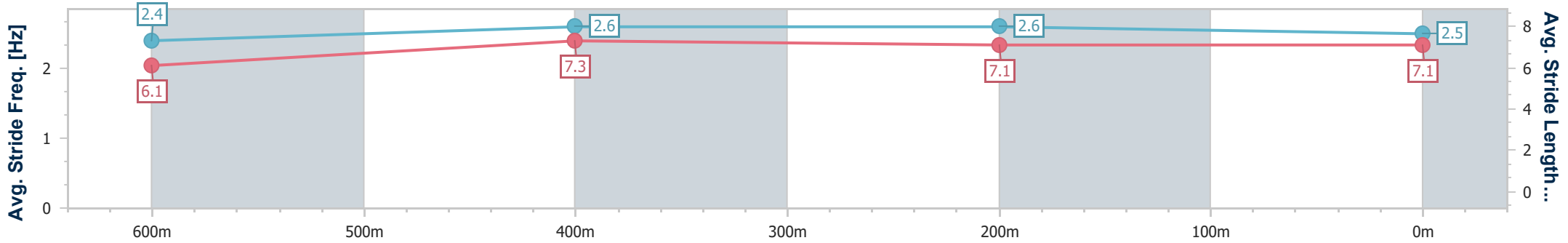
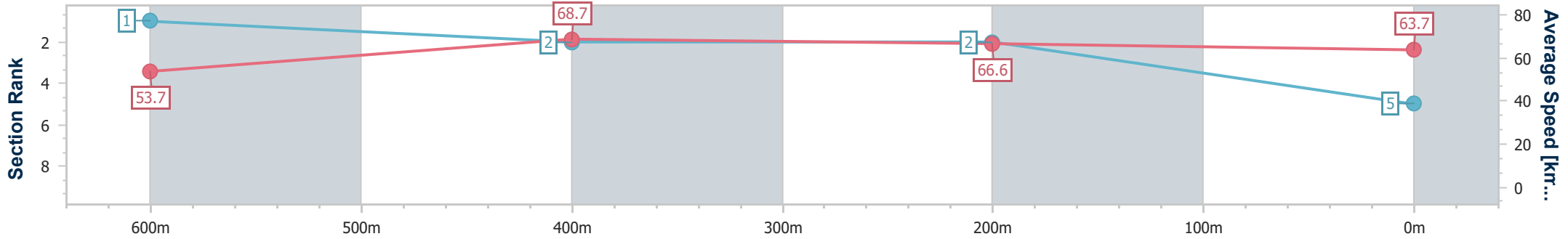
Horse/Jockey Name	Russian Pins
Final Rank	5
Fastest Section Time (Section)	0:10.43 (600m)
Top Speed [km/h] (Section)	69.3 (600m)
Race State	Finished



Ipswich QLD Professional
 Race 2: TAB BM58 Handicap - 800m
 01 November 2024 - 14:12
 Track Rating: Good 4, Weather: Fine, Rail Position: +8m Entire



Section	Overall	600m	400m	200m
Section Times	0:45.92 [5] (0:13.44)	0:32.48 [1] (0:10.43)	0:22.05 [2] (0:10.72)	0:11.33 [2] (0:11.33)
Average Speed [km/h]	53.7	68.7	66.6	63.7
Top Speed [km/h]	68.2	69.3	67.3	66.2
Avg. Dist. to Rail [m]	3.3	1.3	1.6	1.1
Avg. Stride Freq. [Hz]	2.4	2.6	2.6	2.5
Avg. Stride Length [m]	6.1	7.3	7.1	7.1



- [] Ranking at each section and finish
- .-.- No data available at this section
- NA No data available



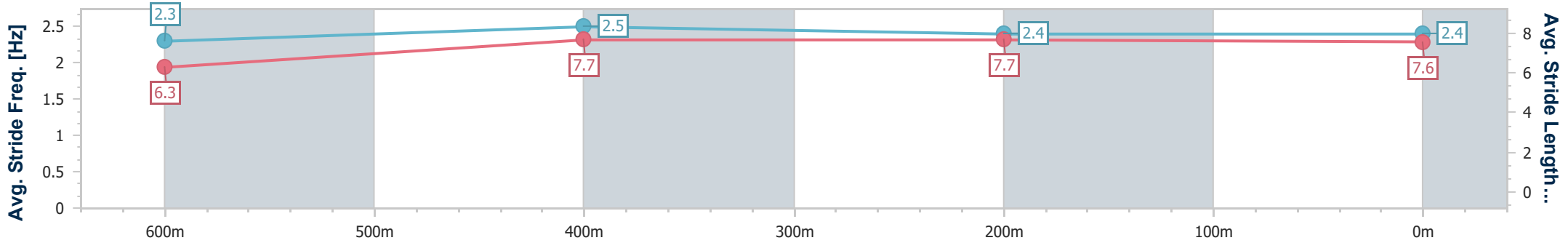
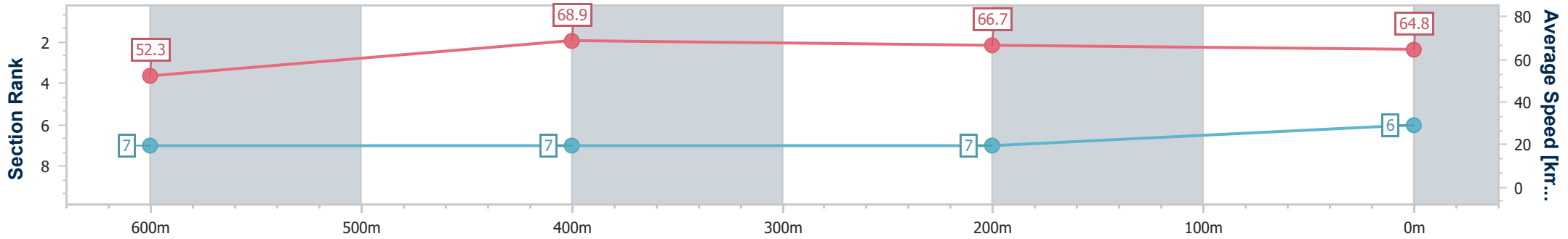
Horse/Jockey Name	Mission Ridge
Final Rank	6
Fastest Section Time (Section)	0:10.44 (600m)
Top Speed [km/h] (Section)	70.2 (600m)
Race State	Finished



Ipswich QLD Professional
 Race 2: TAB BM58 Handicap - 800m
 01 November 2024 - 14:12
 Track Rating: Good 4, Weather: Fine, Rail Position: +8m Entire



Section	Overall	600m	400m	200m
Section Times	0:46.05 [6] (0:13.77)	0:32.28 [7] (0:10.44)	0:21.84 [7] (0:10.73)	0:11.11 [7] (0:11.11)
Average Speed [km/h]	52.3	68.9	66.7	64.8
Top Speed [km/h]	68.3	70.2	68.5	66.6
Avg. Dist. to Rail [m]	4.1	0.9	0.7	1.7
Avg. Stride Freq. [Hz]	2.3	2.5	2.4	2.4
Avg. Stride Length [m]	6.3	7.7	7.7	7.6



- [] Ranking at each section and finish
- .-.- No data available at this section
- NA No data available



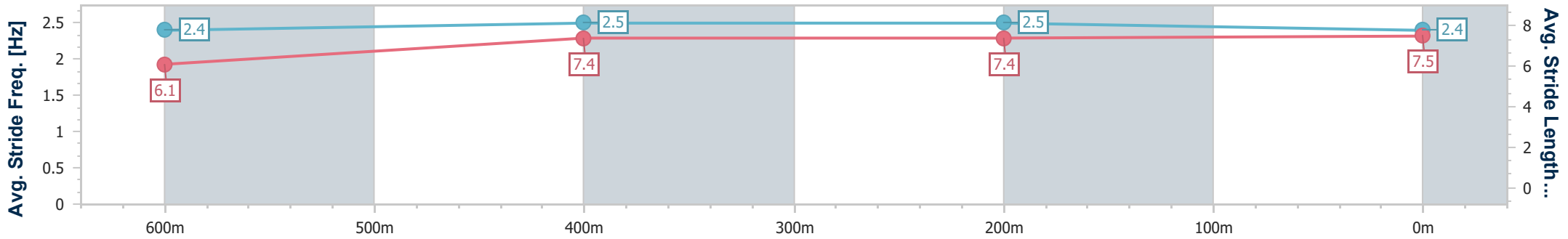
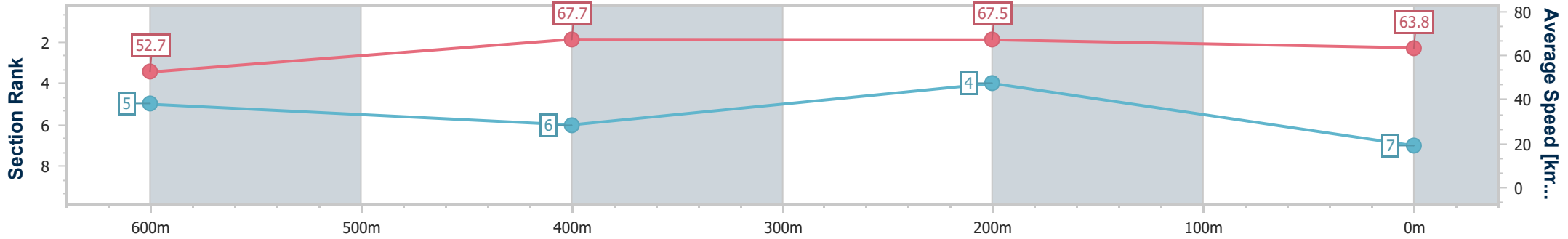
Horse/Jockey Name	Machine Head
Final Rank	7
Fastest Section Time (Section)	0:10.53 (600m)
Top Speed [km/h] (Section)	69.0 (600m)
Race State	Finished



Ipswich QLD Professional
 Race 2: TAB BM58 Handicap - 800m
 01 November 2024 - 14:12
 Track Rating: Good 4, Weather: Fine, Rail Position: +8m Entire



Section	Overall	600m	400m	200m
Section Times	0:46.06 [7] (0:13.67)	0:32.39 [5] (0:10.53)	0:21.86 [6] (0:10.58)	0:11.28 [4] (0:11.28)
Average Speed [km/h]	52.7	67.7	67.5	63.8
Top Speed [km/h]	68.8	69.0	68.2	67.3
Avg. Dist. to Rail [m]	0.5	2.4	1.9	0.2
Avg. Stride Freq. [Hz]	2.4	2.5	2.5	2.4
Avg. Stride Length [m]	6.1	7.4	7.4	7.5



- [] Ranking at each section and finish
- .-.- No data available at this section
- NA No data available



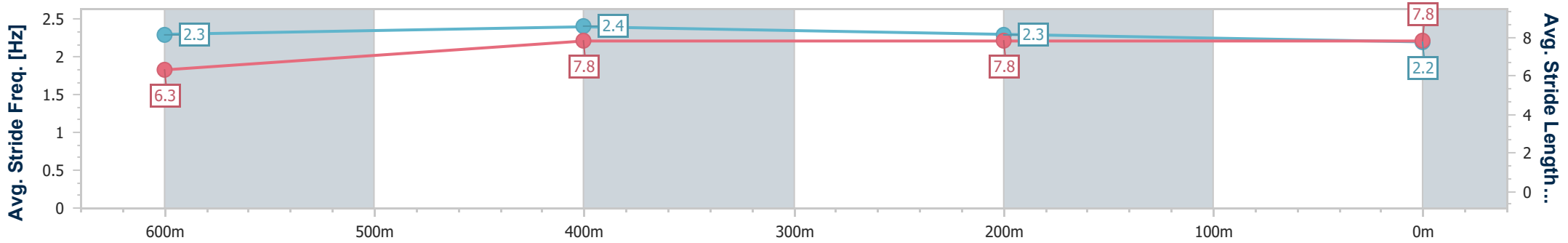
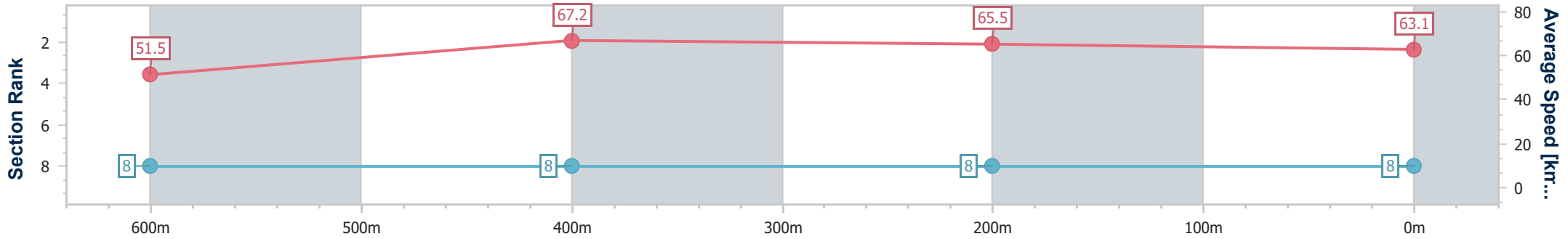
Horse/Jockey Name	Asgoodasyougett
Final Rank	8
Fastest Section Time (Section)	0:10.57 (600m)
Top Speed [km/h] (Section)	68.9 (600m)
Race State	Finished



Ipswich QLD Professional
 Race 2: TAB BM58 Handicap - 800m
 01 November 2024 - 14:12
 Track Rating: Good 4, Weather: Fine, Rail Position: +8m Entire



Section	Overall	600m	400m	200m
Section Times	0:46.82 [8] (0:13.98)	0:32.84 [8] (0:10.57)	0:22.27 [8] (0:10.85)	0:11.42 [8] (0:11.42)
Average Speed [km/h]	51.5	67.2	65.5	63.1
Top Speed [km/h]	67.8	68.9	66.0	65.1
Avg. Dist. to Rail [m]	2.0	2.6	3.2	1.7
Avg. Stride Freq. [Hz]	2.3	2.4	2.3	2.2
Avg. Stride Length [m]	6.3	7.8	7.8	7.8



- [] Ranking at each section and finish
- .-.- No data available at this section
- NA No data available

Track Rating: Good 4, Weather: Fine, Rail Position: +8m Entire

Section		Overall	1200m	1000m	800m	600m	400m	Last 600m				
Field Times		1:21.19 (0:11.29)	1:09.90 (0:11.21)	0:58.69 (0:11.82)	0:46.87 (0:11.83)	0:35.04 (0:11.42)	0:23.62 (0:11.60)	0:35.04				
Rank	TAB Horse/Jockey	Barrier	Top Speed [km/h]	Fastest Section	Distance Travelled [m]							
1	1 BOW TIE AFFAIR Ron Stewart	4	64.4 600m	0:11.29 600m	1:21.19 [1] (0:11.64)	1:09.55 [3] (0:11.47)	0:58.08 [3] (0:11.73)	0:46.35 [4] (0:11.72)	0:34.63 [4] (0:11.29)	0:23.34 [3] (0:11.59)	0:34.63	
2	4 TIPPED OFF Cejay Graham	6	66.3 Overall	0:11.31 1200m	1:21.21 [2] (0:11.43)	1:09.78 [2] (0:11.31)	0:58.47 [2] (0:11.79)	0:46.68 [2] (0:11.76)	0:34.92 [2] (0:11.32)	0:23.60 [2] (0:11.58)	0:34.92	+0
3	6 MISS REILLY Bailey Wheeler	2	64.8 600m	0:11.30 600m	1:21.22 [3] (0:11.64)	1:09.58 [3] (0:11.56)	0:58.02 [5] (0:11.78)	0:46.24 [5] (0:11.82)	0:34.42 [6] (0:11.30)	0:23.12 [5] (0:11.43)	0:34.42	+2
4	3 BE FRIENDLY Corey Sutherland	5	65.3 1200m	0:11.21 1200m	1:21.29 [4] (0:11.29)	1:10.00 [1] (0:11.21)	0:58.79 [1] (0:11.82)	0:46.97 [1] (0:11.83)	0:35.14 [1] (0:11.42)	0:23.72 [1] (0:11.60)	0:35.14	-1
5	9 EXFOLIATE Jai Williams	3	65.9 1200m	0:11.25 1200m	1:21.97 [5] (0:11.93)	1:10.04 [6] (0:11.25)	0:58.79 [4] (0:11.57)	0:47.22 [3] (0:11.73)	0:35.49 [3] (0:11.44)	0:24.05 [4] (0:11.73)	0:35.49	-3
6	12 ALLEZBEC Adin Thompson	1	64.6 1200m	0:11.40 1200m	1:22.25 [6] (0:12.12)	1:10.13 [7] (0:11.40)	0:58.73 [7] (0:11.54)	0:47.19 [6] (0:11.70)	0:35.49 [5] (0:11.45)	0:24.04 [6] (0:11.63)	0:35.49	-2
7	2 TAKE ME OUT Boris Thornton	7	63.4 1200m	0:11.39 600m	1:22.90 [7] (0:11.89)	1:11.01 [5] (0:11.56)	0:59.45 [6] (0:11.72)	0:47.73 [7] (0:11.89)	0:35.84 [7] (0:11.39)	0:24.45 [7] (0:11.84)	0:35.84	+0

Scratched: Double Glazed (#5), Crypt De Pin (#11), Bit Of Grunt (#7), Wimoweh (#10), Sand 'N' Power (#8)

Track Rating: Good 4, Weather: Fine, Rail Position: +8m Entire

Section							200m			Last 600m
Field Times							0:12.02 (0:12.02)			0:35.04
Rank	TAB	Horse/Jockey	Barrier	Top Speed [km/h]	Fastest Section	Margin			Distance Travelled [m]	
1	1	BOW TIE AFFAIR Ron Stewart	4	64.4 600m	0:11.29 600m	0:11.75 [3] (0:11.75)	1:21.19		0:34.63	
2	4	TIPPED OFF Cejay Graham	6	66.3 Overall	0:11.31 1200m	0:12.02 [2] (0:12.02)	0.07L		0:34.92 +0	
3	6	MISS REILLY Bailey Wheeler	2	64.8 600m	0:11.30 600m	0:11.69 [4] (0:11.69)	0.18L		0:34.42 +2	
4	3	BE FRIENDLY Corey Sutherland	5	65.3 1200m	0:11.21 1200m	0:12.12 [1] (0:12.12)	0.58L		0:35.14 -1	
5	9	EXFOLIATE Jai Williams	3	65.9 1200m	0:11.25 1200m	0:12.32 [5] (0:12.32)	4.59L		0:35.49 -3	
6	12	ALLEZBEC Adin Thompson	1	64.6 1200m	0:11.40 1200m	0:12.41 [6] (0:12.41)	6.24L		0:35.49 -2	
7	2	TAKE ME OUT Boris Thornton	7	63.4 1200m	0:11.39 600m	0:12.61 [7] (0:12.61)	10.05L		0:35.84 +0	

Scratched: Double Glazed (#5), Crypt De Pin (#11), Bit Of Grunt (#7), Wimoweh (#10), Sand 'N' Power (#8)



Horse/Jockey Name	Bow Tie Affair
Final Rank	1
Fastest Section Time (Section)	0:11.29 (600m)
Top Speed [km/h] (Section)	64.4 (600m)
Race State	Finished



Ipswich QLD Professional

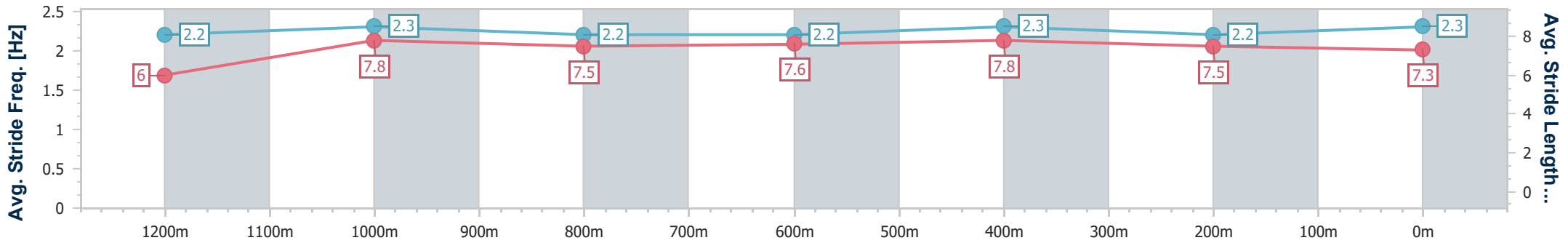
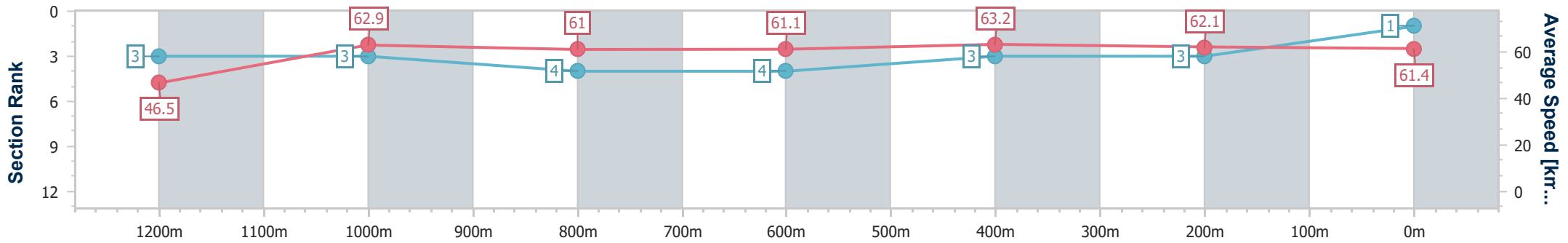
Race 3: GREAT NORTHERN Maiden Handicap - 1350m

01 November 2024 - 14:47



Track Rating: Good 4, Weather: Fine, Rail Position: +8m Entire

Section	Overall	1200m	1000m	800m	600m	400m	200m
Section Times	1:21.19 [1] (0:11.64)	1:09.55 [3] (0:11.47)	0:58.08 [3] (0:11.73)	0:46.35 [4] (0:11.72)	0:34.63 [4] (0:11.29)	0:23.34 [3] (0:11.59)	0:11.75 [3] (0:11.75)
Average Speed [km/h]	46.5	62.9	61.0	61.1	63.2	62.1	61.4
Top Speed [km/h]	63.6	64.3	63.0	62.8	64.4	63.1	62.7
Avg. Dist. to Rail [m]	1.9	0.8	1.1	2.2	1.2	0.8	3.3
Avg. Stride Freq. [Hz]	2.2	2.3	2.2	2.2	2.3	2.2	2.3
Avg. Stride Length [m]	6.0	7.8	7.5	7.6	7.8	7.5	7.3



- [] Ranking at each section and finish
- .-.- No data available at this section
- NA No data available



Horse/Jockey Name	Tipped Off
Final Rank	2
Fastest Section Time (Section)	0:11.31 (1200m)
Top Speed [km/h] (Section)	66.3 (Overall)
Race State	Finished



Ipswich QLD Professional

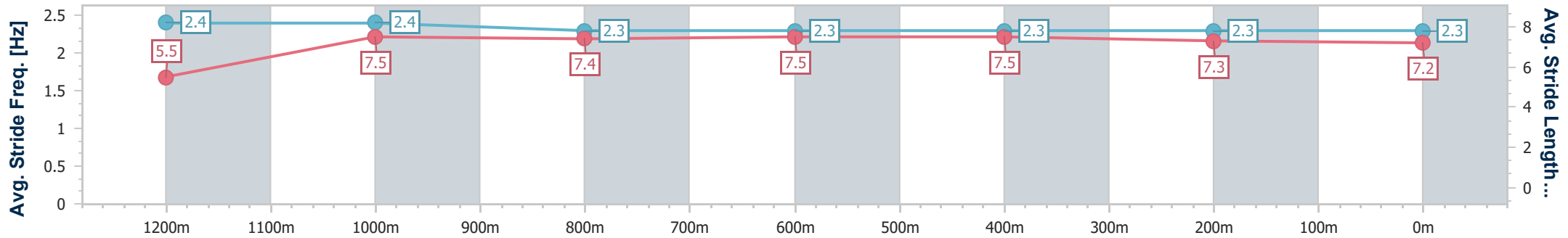
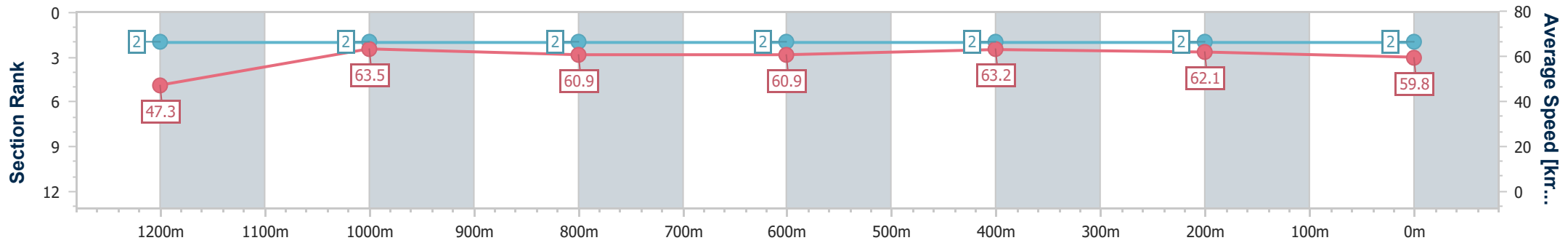
Race 3: GREAT NORTHERN Maiden Handicap - 1350m

01 November 2024 - 14:47



Track Rating: Good 4, Weather: Fine, Rail Position: +8m Entire

Section	Overall	1200m	1000m	800m	600m	400m	200m
Section Times	1:21.21 [2] (0:11.43)	1:09.78 [2] (0:11.31)	0:58.47 [2] (0:11.79)	0:46.68 [2] (0:11.76)	0:34.92 [2] (0:11.32)	0:23.60 [2] (0:11.58)	0:12.02 [2] (0:12.02)
Average Speed [km/h]	47.3	63.5	60.9	60.9	63.2	62.1	59.8
Top Speed [km/h]	66.3	66.3	62.7	62.4	64.0	63.9	61.2
Avg. Dist. to Rail [m]	3.6	0.8	1.1	1.5	1.1	0.5	1.0
Avg. Stride Freq. [Hz]	2.4	2.4	2.3	2.3	2.3	2.3	2.3
Avg. Stride Length [m]	5.5	7.5	7.4	7.5	7.5	7.3	7.2



- [] Ranking at each section and finish
- .-.- No data available at this section
- NA No data available



Horse/Jockey Name	Miss Reilly
Final Rank	3
Fastest Section Time (Section)	0:11.30 (600m)
Top Speed [km/h] (Section)	64.8 (600m)
Race State	Finished



Ipswich QLD Professional

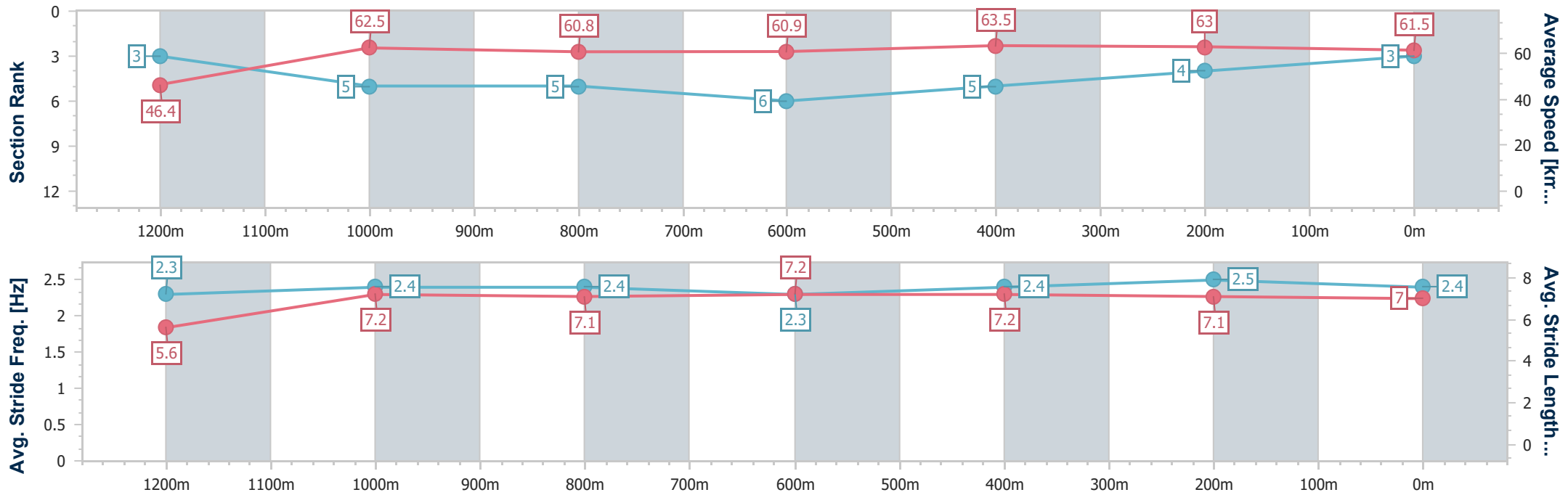
Race 3: GREAT NORTHERN Maiden Handicap - 1350m

01 November 2024 - 14:47



Track Rating: Good 4, Weather: Fine, Rail Position: +8m Entire

Section	Overall	1200m	1000m	800m	600m	400m	200m
Section Times	1:21.22 [3] (0:11.64)	1:09.58 [3] (0:11.56)	0:58.02 [5] (0:11.78)	0:46.24 [5] (0:11.82)	0:34.42 [6] (0:11.30)	0:23.12 [5] (0:11.43)	0:11.69 [4] (0:11.69)
Average Speed [km/h]	46.4	62.5	60.8	60.9	63.5	63.0	61.5
Top Speed [km/h]	62.4	62.9	62.4	62.2	64.8	63.2	62.8
Avg. Dist. to Rail [m]	0.8	0.5	0.5	0.7	0.6	1.2	4.3
Avg. Stride Freq. [Hz]	2.3	2.4	2.4	2.3	2.4	2.5	2.4
Avg. Stride Length [m]	5.6	7.2	7.1	7.2	7.2	7.1	7.0



- [] Ranking at each section and finish
- .-.- No data available at this section
- NA No data available



Horse/Jockey Name	Be Friendly
Final Rank	4
Fastest Section Time (Section)	0:11.21 (1200m)
Top Speed [km/h] (Section)	65.3 (1200m)
Race State	Finished



Ipswich QLD Professional

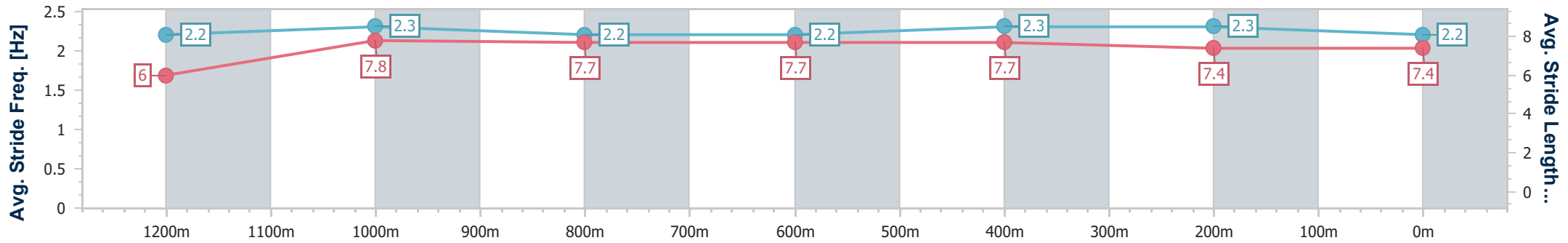
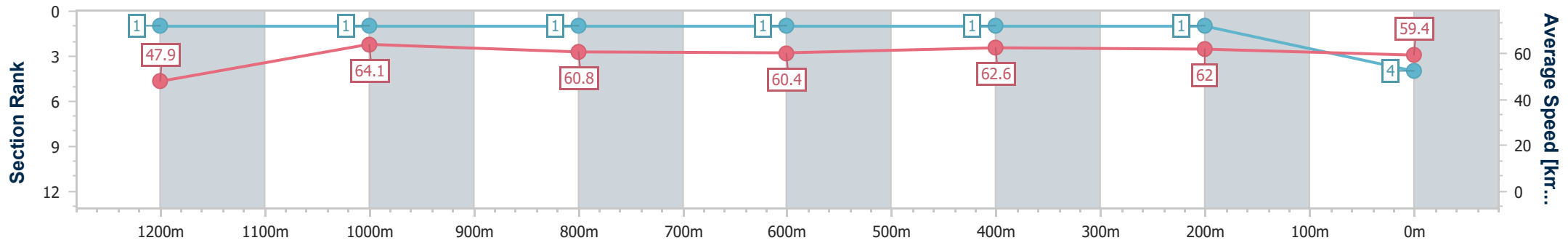
Race 3: GREAT NORTHERN Maiden Handicap - 1350m

01 November 2024 - 14:47



Track Rating: Good 4, Weather: Fine, Rail Position: +8m Entire

Section	Overall	1200m	1000m	800m	600m	400m	200m
Section Times	1:21.29 [4] (0:11.29)	1:10.00 [1] (0:11.21)	0:58.79 [1] (0:11.82)	0:46.97 [1] (0:11.83)	0:35.14 [1] (0:11.42)	0:23.72 [1] (0:11.60)	0:12.12 [1] (0:12.12)
Average Speed [km/h]	47.9	64.1	60.8	60.4	62.6	62.0	59.4
Top Speed [km/h]	64.3	65.3	63.5	62.0	63.3	63.1	61.0
Avg. Dist. to Rail [m]	2.8	0.6	1.4	1.6	1.4	1.2	0.3
Avg. Stride Freq. [Hz]	2.2	2.3	2.2	2.2	2.3	2.3	2.2
Avg. Stride Length [m]	6.0	7.8	7.7	7.7	7.7	7.4	7.4



- [] Ranking at each section and finish
- .-.- No data available at this section
- NA No data available



Horse/Jockey Name	Exfoliate
Final Rank	5
Fastest Section Time (Section)	0:11.25 (1200m)
Top Speed [km/h] (Section)	65.9 (1200m)
Race State	Finished



Ipswich QLD Professional

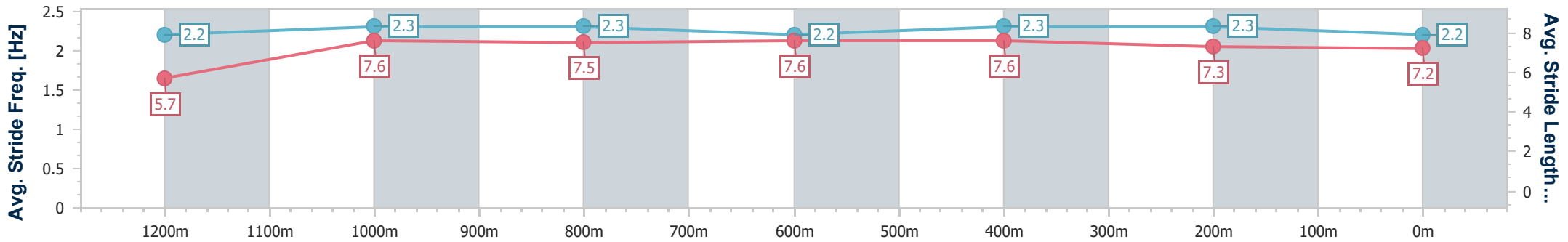
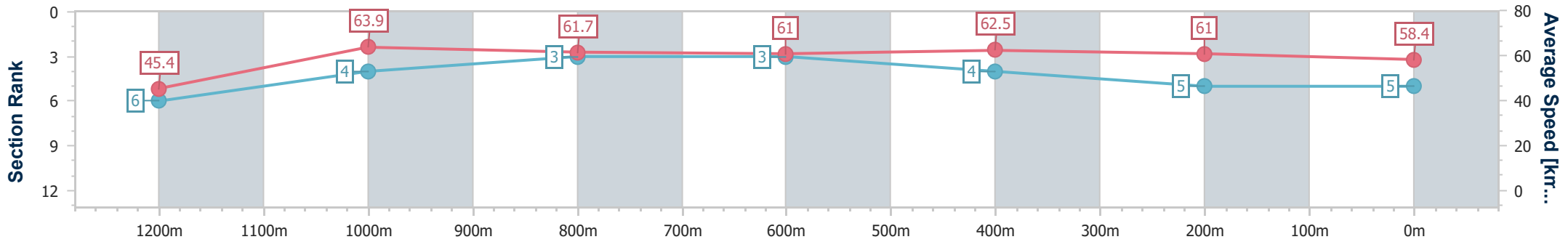
Race 3: GREAT NORTHERN Maiden Handicap - 1350m

01 November 2024 - 14:47



Track Rating: Good 4, Weather: Fine, Rail Position: +8m Entire

Section	Overall	1200m	1000m	800m	600m	400m	200m
Section Times	1:21.97 [5] (0:11.93)	1:10.04 [6] (0:11.25)	0:58.79 [4] (0:11.57)	0:47.22 [3] (0:11.73)	0:35.49 [3] (0:11.44)	0:24.05 [4] (0:11.73)	0:12.32 [5] (0:12.32)
Average Speed [km/h]	45.4	63.9	61.7	61.0	62.5	61.0	58.4
Top Speed [km/h]	62.8	65.9	63.0	61.6	63.7	62.3	60.4
Avg. Dist. to Rail [m]	1.0	1.5	1.8	1.9	1.8	1.8	1.7
Avg. Stride Freq. [Hz]	2.2	2.3	2.3	2.2	2.3	2.3	2.2
Avg. Stride Length [m]	5.7	7.6	7.5	7.6	7.6	7.3	7.2



- [] Ranking at each section and finish
- .-.- No data available at this section
- NA No data available



Horse/Jockey Name	Allezbec
Final Rank	6
Fastest Section Time (Section)	0:11.40 (1200m)
Top Speed [km/h] (Section)	64.6 (1200m)
Race State	Finished



Ipswich QLD Professional

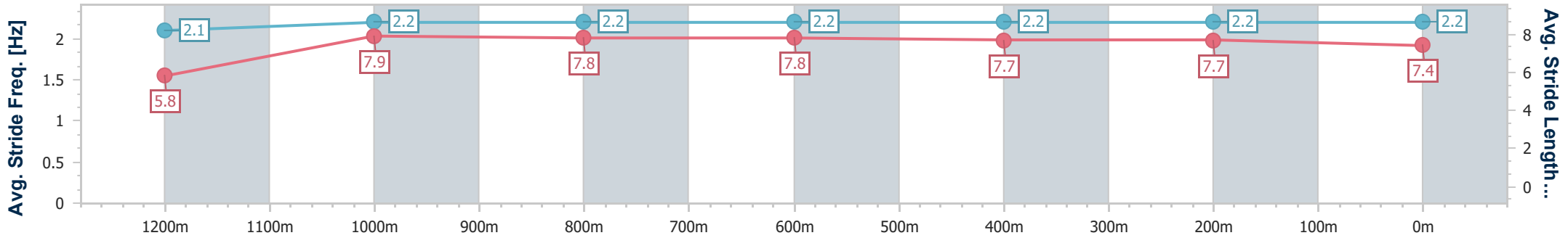
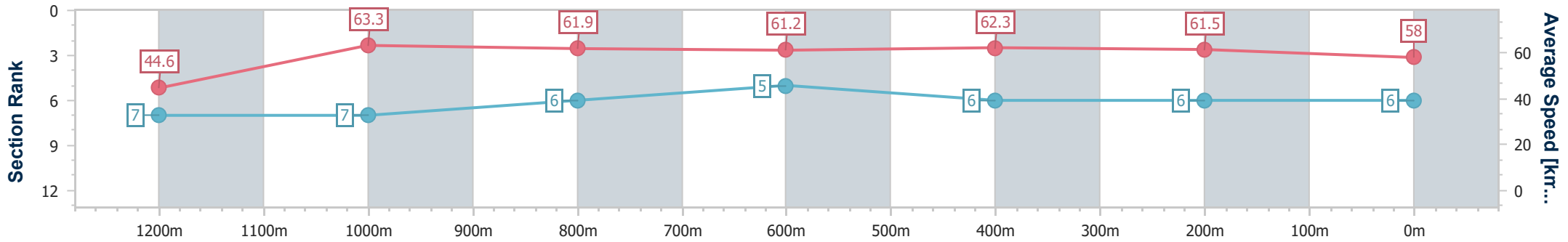
Race 3: GREAT NORTHERN Maiden Handicap - 1350m

01 November 2024 - 14:47



Track Rating: Good 4, Weather: Fine, Rail Position: +8m Entire

Section	Overall	1200m	1000m	800m	600m	400m	200m
Section Times	1:22.25 [6] (0:12.12)	1:10.13 [7] (0:11.40)	0:58.73 [7] (0:11.54)	0:47.19 [6] (0:11.70)	0:35.49 [5] (0:11.45)	0:24.04 [6] (0:11.63)	0:12.41 [6] (0:12.41)
Average Speed [km/h]	44.6	63.3	61.9	61.2	62.3	61.5	58.0
Top Speed [km/h]	61.0	64.6	63.1	61.7	62.7	62.4	60.1
Avg. Dist. to Rail [m]	1.4	1.1	1.4	1.8	2.1	1.8	0.5
Avg. Stride Freq. [Hz]	2.1	2.2	2.2	2.2	2.2	2.2	2.2
Avg. Stride Length [m]	5.8	7.9	7.8	7.8	7.7	7.7	7.4



- [] Ranking at each section and finish
- .-.- No data available at this section
- NA No data available



Horse/Jockey Name	Take Me Out
Final Rank	7
Fastest Section Time (Section)	0:11.39 (600m)
Top Speed [km/h] (Section)	63.4 (1200m)
Race State	Finished



Ipswich QLD Professional

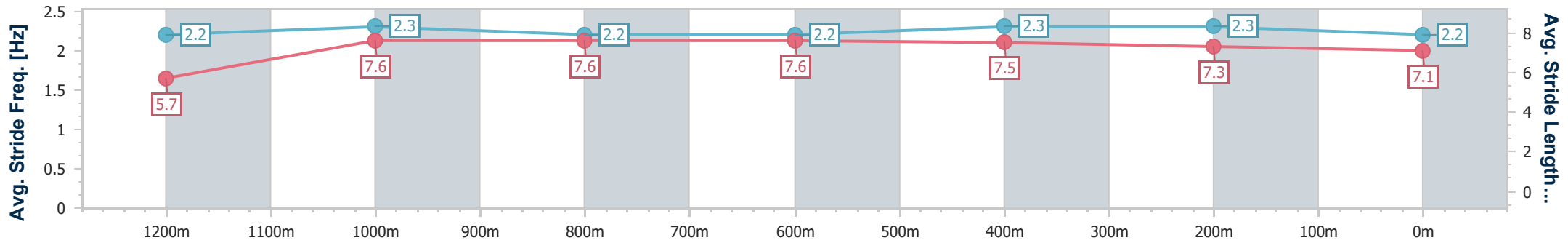
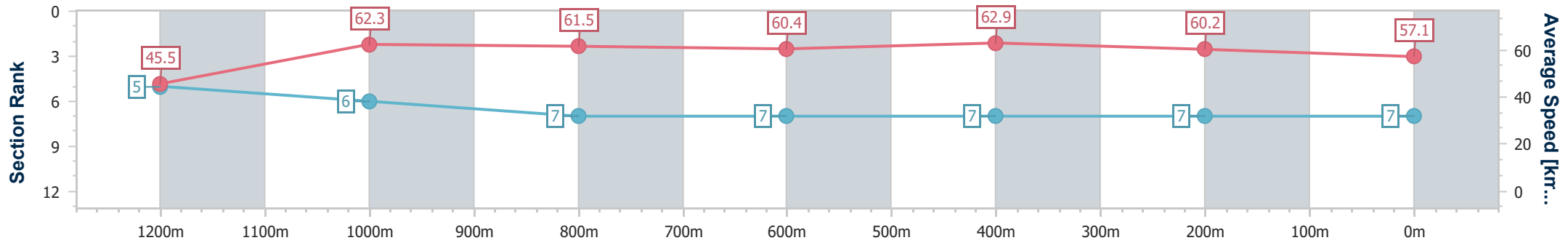
Race 3: GREAT NORTHERN Maiden Handicap - 1350m

01 November 2024 - 14:47



Track Rating: Good 4, Weather: Fine, Rail Position: +8m Entire

Section	Overall	1200m	1000m	800m	600m	400m	200m
Section Times	1:22.90 [7] (0:11.89)	1:11.01 [5] (0:11.56)	0:59.45 [6] (0:11.72)	0:47.73 [7] (0:11.89)	0:35.84 [7] (0:11.39)	0:24.45 [7] (0:11.84)	0:12.61 [7] (0:12.61)
Average Speed [km/h]	45.5	62.3	61.5	60.4	62.9	60.2	57.1
Top Speed [km/h]	62.6	63.4	62.8	61.5	63.3	62.6	58.7
Avg. Dist. to Rail [m]	4.3	0.7	0.2	1.1	1.5	1.0	0.5
Avg. Stride Freq. [Hz]	2.2	2.3	2.2	2.2	2.3	2.3	2.2
Avg. Stride Length [m]	5.7	7.6	7.6	7.6	7.5	7.3	7.1



- [] Ranking at each section and finish
- .-.- No data available at this section
- NA No data available



Ipswich QLD Professional

Race 4: RAY WHITE IPSWICH QTIS Three-Years-Old BM65 Handicap - 1200m

01 November 2024 - 15:27



Track Rating: Good 4, Weather: Fine, Rail Position: +8m Entire

Section		Overall	1000m	800m	600m	400m	200m	Last 600m					
Field Times		1:10.60 (0:13.62)	0:56.98 (0:10.61)	0:46.37 (0:11.18)	0:35.19 (0:11.44)	0:23.75 (0:11.70)	0:12.05 (0:12.05)	0:35.19					
Rank	TAB Horse/Jockey	Barrier	Top Speed [km/h]	Fastest Section	Margin							Distance Travelled [m]	
1	1 ALPHA BRAVO Cejay Graham	4	68.9 1000m	0:10.61 1000m	1:10.60 [1] (0:13.62)	0:56.98 [1] (0:10.61)	0:46.37 [1] (0:11.18)	0:35.19 [1] (0:11.44)	0:23.75 [1] (0:11.70)	0:12.05 [1] (0:12.05)	1:10.60	0:35.19	
2	5 CARRAVILLA Martin Harley	8	67.6 Overall	0:10.85 1000m	1:10.61 [2] (0:14.30)	0:56.31 [9] (0:10.85)	0:45.46 [8] (0:11.09)	0:34.37 [7] (0:11.48)	0:22.89 [7] (0:11.38)	0:11.51 [6] (0:11.51)	0.05L	0:34.37	+0
3	8 EAGLE'S FIRE Nozi Tomizawa	9	68.6 Overall	0:10.81 1000m	1:10.77 [3] (0:13.75)	0:57.02 [3] (0:10.81)	0:46.21 [4] (0:11.21)	0:35.00 [4] (0:11.42)	0:23.58 [4] (0:11.47)	0:12.11 [2] (0:12.11)	1.02L	0:35.00	+4
4	2 BLANTONS RUN Mark Du Plessis	1	69.0 1000m	0:10.68 1000m	1:10.82 [4] (0:14.11)	0:56.71 [6] (0:10.68)	0:46.03 [5] (0:11.20)	0:34.83 [5] (0:11.53)	0:23.30 [5] (0:11.54)	0:11.76 [5] (0:11.76)	1.3L	0:34.83	+4
5	11 SUN WORSHIPPER Olivia Kendal	7	66.5 1000m	0:10.98 1000m	1:10.96 [5] (0:14.20)	0:56.76 [8] (0:10.98)	0:45.78 [9] (0:11.26)	0:34.52 [9] (0:11.59)	0:22.93 [9] (0:11.29)	0:11.64 [7] (0:11.64)	2.13L	0:34.52	+3
6	7 BLIND DESIRE Amy Graham	2	68.0 Overall	0:10.72 1000m	1:11.12 [6] (0:13.82)	0:57.30 [4] (0:10.72)	0:46.58 [3] (0:11.21)	0:35.37 [3] (0:11.44)	0:23.93 [3] (0:11.73)	0:12.20 [4] (0:12.20)	3.1L	0:35.37	+0
7	3 WHAT A DOOZY Justin Stanley	5	68.6 1000m	0:10.67 1000m	1:11.32 [7] (0:13.67)	0:57.65 [2] (0:10.67)	0:46.98 [2] (0:11.14)	0:35.84 [2] (0:11.48)	0:24.36 [2] (0:11.87)	0:12.49 [3] (0:12.49)	4.27L	0:35.84	+2
8	4 CALVARY Courtney Bellamy	6	66.4 1000m	0:10.95 1000m	1:11.36 [8] (0:14.18)	0:57.18 [7] (0:10.95)	0:46.23 [7] (0:11.13)	0:35.10 [8] (0:11.54)	0:23.56 [8] (0:11.57)	0:11.99 [9] (0:11.99)	4.46L	0:35.10	+3
9	10 MISHANI EXPRESS Georgina Cartwright	3	67.1 1000m	0:10.78 1000m	1:11.39 [9] (0:14.02)	0:57.37 [5] (0:10.78)	0:46.59 [6] (0:11.28)	0:35.31 [6] (0:11.51)	0:23.80 [6] (0:11.76)	0:12.04 [8] (0:12.04)	4.65L	0:35.31	+3

Scratched: Shamadan (#6), Indubitably (#9)

[] Ranking at each section and finish
 -:-:- No data available at this section
 NA No data available

SCN Saddle cloth number
 DNF Did not finish
 DNT Did not track



Horse/Jockey Name	Alpha Bravo
Final Rank	1
Fastest Section Time (Section)	0:10.61 (1000m)
Top Speed [km/h] (Section)	68.9 (1000m)
Race State	Finished



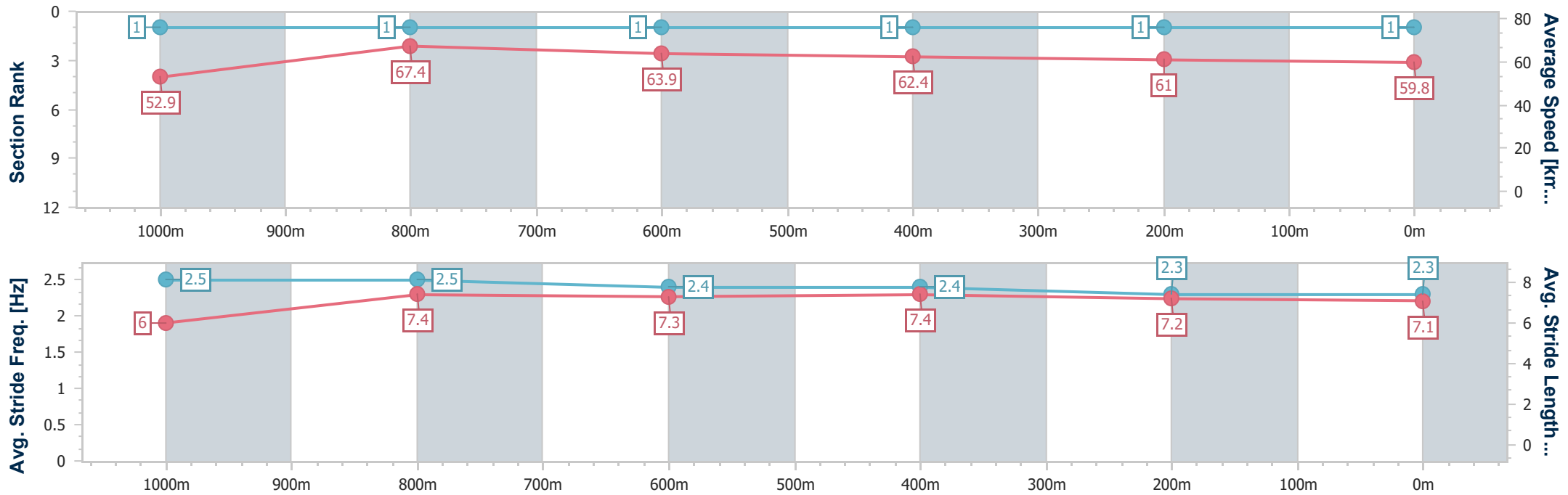
Ipswich QLD Professional
 Race 4: RAY WHITE IPSWICH QTIS Three-Years-Old BM65
 Handicap - 1200m



01 November 2024 - 15:27

Track Rating: Good 4, Weather: Fine, Rail Position: +8m Entire

Section	Overall	1000m	800m	600m	400m	200m
Section Times	1:10.60 [1] (0:13.62)	0:56.98 [1] (0:10.61)	0:46.37 [1] (0:11.18)	0:35.19 [1] (0:11.44)	0:23.75 [1] (0:11.70)	0:12.05 [1] (0:12.05)
Average Speed [km/h]	52.9	67.4	63.9	62.4	61.0	59.8
Top Speed [km/h]	68.8	68.9	65.6	63.2	62.0	60.5
Avg. Dist. to Rail [m]	3.3	1.9	2.4	2.7	2.1	1.9
Avg. Stride Freq. [Hz]	2.5	2.5	2.4	2.4	2.3	2.3
Avg. Stride Length [m]	6.0	7.4	7.3	7.4	7.2	7.1



- [] Ranking at each section and finish
- .-.- No data available at this section
- NA No data available



Horse/Jockey Name	Carravilla
Final Rank	2
Fastest Section Time (Section)	0:10.85 (1000m)
Top Speed [km/h] (Section)	67.6 (Overall)
Race State	Finished



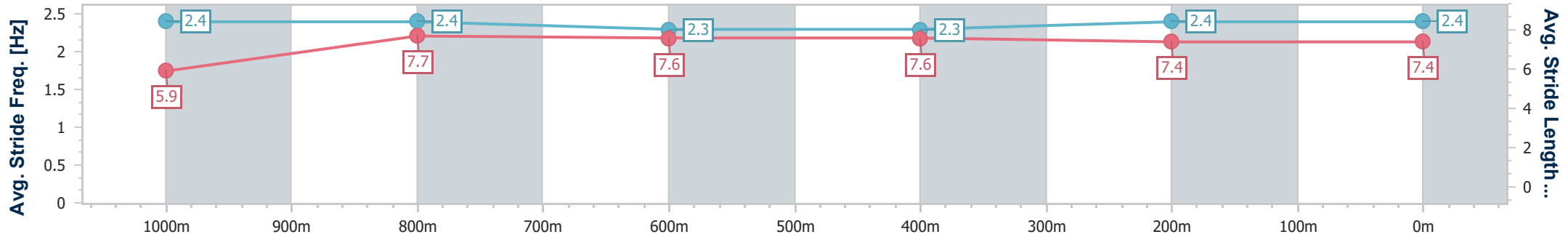
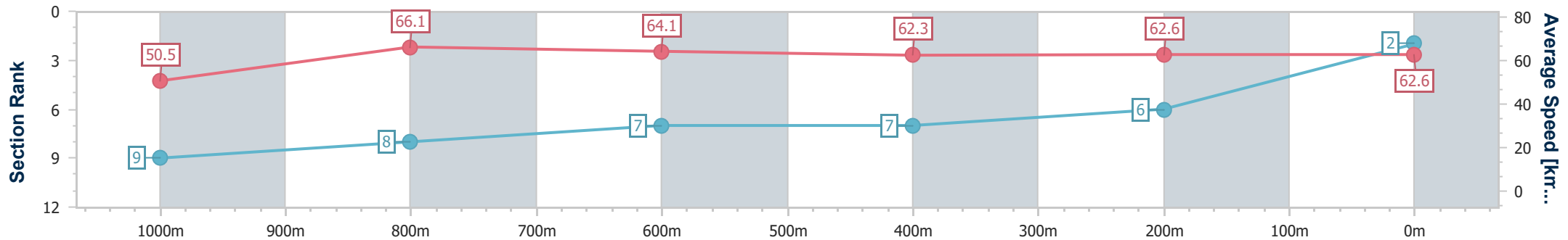
Ipswich QLD Professional
 Race 4: RAY WHITE IPSWICH QTIS Three-Years-Old BM65
 Handicap - 1200m



01 November 2024 - 15:27

Track Rating: Good 4, Weather: Fine, Rail Position: +8m Entire

Section	Overall	1000m	800m	600m	400m	200m
Section Times	1:10.61 [2] (0:14.30)	0:56.31 [9] (0:10.85)	0:45.46 [8] (0:11.09)	0:34.37 [7] (0:11.48)	0:22.89 [7] (0:11.38)	0:11.51 [6] (0:11.51)
Average Speed [km/h]	50.5	66.1	64.1	62.3	62.6	62.6
Top Speed [km/h]	67.6	67.4	66.4	62.6	64.4	64.8
Avg. Dist. to Rail [m]	4.5	1.3	2.2	2.1	2.0	0.3
Avg. Stride Freq. [Hz]	2.4	2.4	2.3	2.3	2.4	2.4
Avg. Stride Length [m]	5.9	7.7	7.6	7.6	7.4	7.4



- [] Ranking at each section and finish
- .-.- No data available at this section
- NA No data available



Horse/Jockey Name	Eagle's Fire
Final Rank	3
Fastest Section Time (Section)	0:10.81 (1000m)
Top Speed [km/h] (Section)	68.6 (Overall)
Race State	Finished



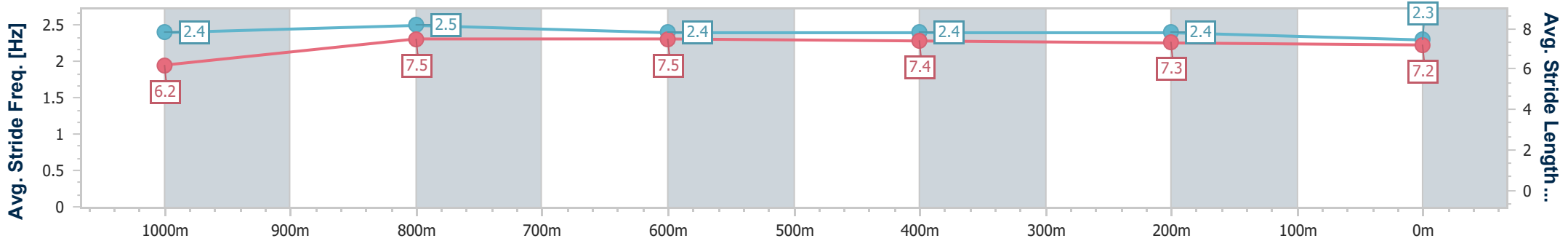
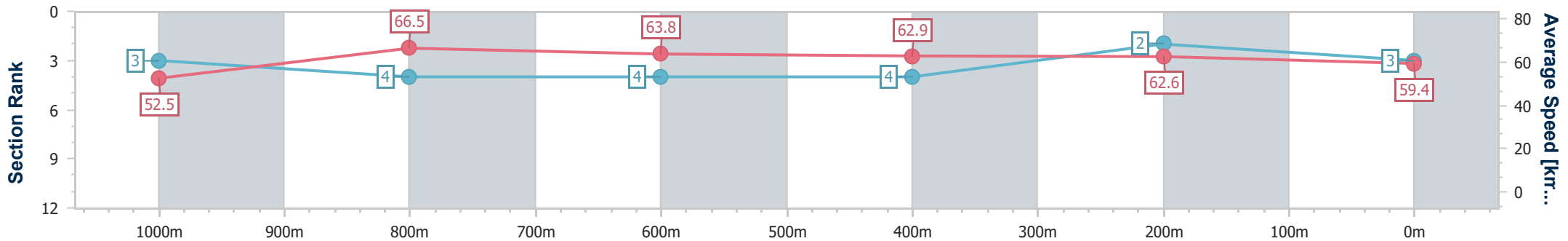
Ipswich QLD Professional
 Race 4: RAY WHITE IPSWICH QTIS Three-Years-Old BM65
 Handicap - 1200m



01 November 2024 - 15:27

Track Rating: Good 4, Weather: Fine, Rail Position: +8m Entire

Section	Overall	1000m	800m	600m	400m	200m
Section Times	1:10.77 [3] (0:13.75)	0:57.02 [3] (0:10.81)	0:46.21 [4] (0:11.21)	0:35.00 [4] (0:11.42)	0:23.58 [4] (0:11.47)	0:12.11 [2] (0:12.11)
Average Speed [km/h]	52.5	66.5	63.8	62.9	62.6	59.4
Top Speed [km/h]	68.6	67.6	65.5	63.7	63.3	61.8
Avg. Dist. to Rail [m]	7.1	0.6	1.3	1.1	0.8	1.6
Avg. Stride Freq. [Hz]	2.4	2.5	2.4	2.4	2.4	2.3
Avg. Stride Length [m]	6.2	7.5	7.5	7.4	7.3	7.2



- [] Ranking at each section and finish
- .-.- No data available at this section
- NA No data available



Horse/Jockey Name	Blantons Run
Final Rank	4
Fastest Section Time (Section)	0:10.68 (1000m)
Top Speed [km/h] (Section)	69.0 (1000m)
Race State	Finished



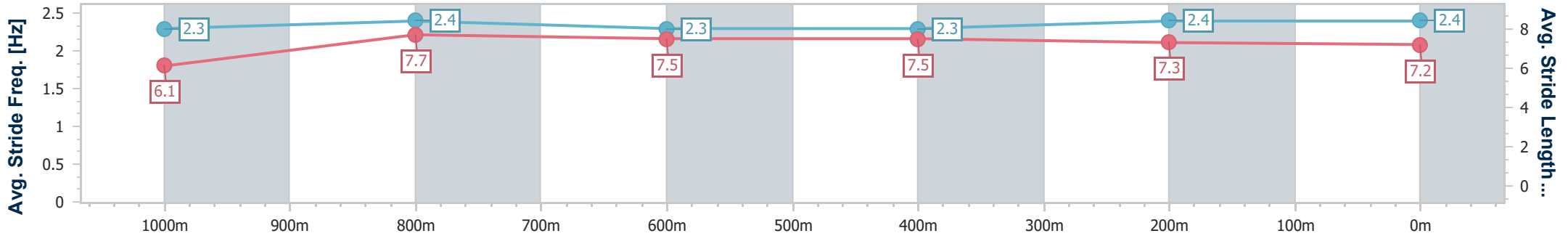
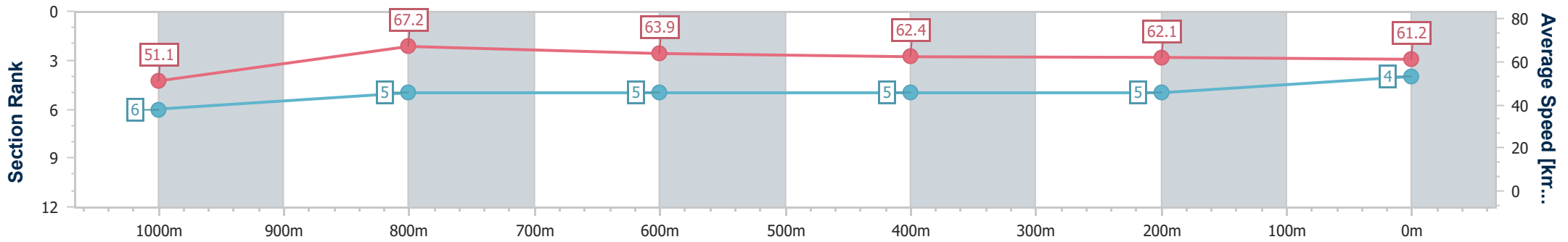
Ipswich QLD Professional
 Race 4: RAY WHITE IPSWICH QTIS Three-Years-Old BM65
 Handicap - 1200m



01 November 2024 - 15:27

Track Rating: Good 4, Weather: Fine, Rail Position: +8m Entire

Section	Overall	1000m	800m	600m	400m	200m
Section Times	1:10.82 [4] (0:14.11)	0:56.71 [6] (0:10.68)	0:46.03 [5] (0:11.20)	0:34.83 [5] (0:11.53)	0:23.30 [5] (0:11.54)	0:11.76 [5] (0:11.76)
Average Speed [km/h]	51.1	67.2	63.9	62.4	62.1	61.2
Top Speed [km/h]	67.5	69.0	67.0	63.3	64.0	63.3
Avg. Dist. to Rail [m]	0.9	1.3	1.4	0.4	0.6	1.6
Avg. Stride Freq. [Hz]	2.3	2.4	2.3	2.3	2.4	2.4
Avg. Stride Length [m]	6.1	7.7	7.5	7.5	7.3	7.2



- [] Ranking at each section and finish
- .-.- No data available at this section
- NA No data available



Horse/Jockey Name	Sun Worshipper
Final Rank	5
Fastest Section Time (Section)	0:10.98 (1000m)
Top Speed [km/h] (Section)	66.5 (1000m)
Race State	Finished



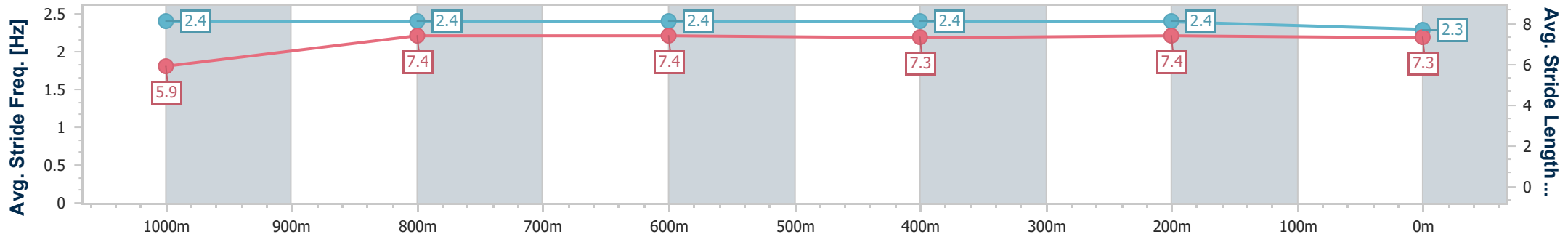
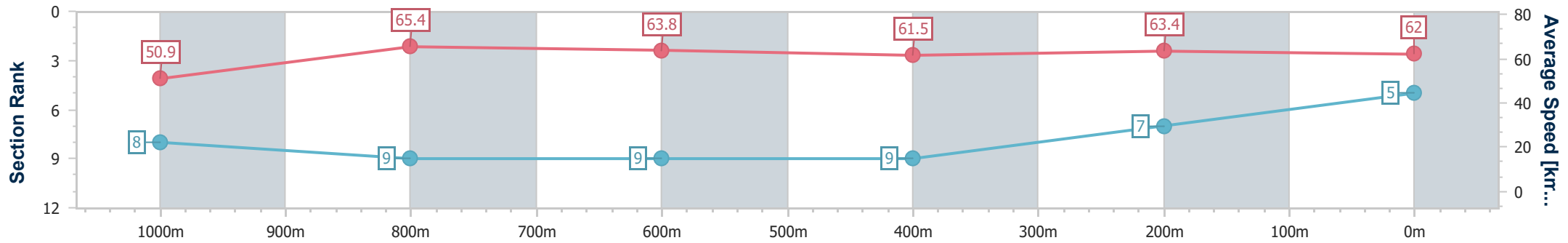
Ipswich QLD Professional
 Race 4: RAY WHITE IPSWICH QTIS Three-Years-Old BM65
 Handicap - 1200m



01 November 2024 - 15:27

Track Rating: Good 4, Weather: Fine, Rail Position: +8m Entire

Section	Overall	1000m	800m	600m	400m	200m
Section Times	1:10.96 [5] (0:14.20)	0:56.76 [8] (0:10.98)	0:45.78 [9] (0:11.26)	0:34.52 [9] (0:11.59)	0:22.93 [9] (0:11.29)	0:11.64 [7] (0:11.64)
Average Speed [km/h]	50.9	65.4	63.8	61.5	63.4	62.0
Top Speed [km/h]	65.4	66.5	65.7	62.9	64.7	65.2
Avg. Dist. to Rail [m]	4.7	0.5	1.2	1.9	1.3	2.6
Avg. Stride Freq. [Hz]	2.4	2.4	2.4	2.4	2.4	2.3
Avg. Stride Length [m]	5.9	7.4	7.4	7.3	7.4	7.3



- [] Ranking at each section and finish
- .-.- No data available at this section
- NA No data available



Horse/Jockey Name	Blind Desire
Final Rank	6
Fastest Section Time (Section)	0:10.72 (1000m)
Top Speed [km/h] (Section)	68.0 (Overall)
Race State	Finished



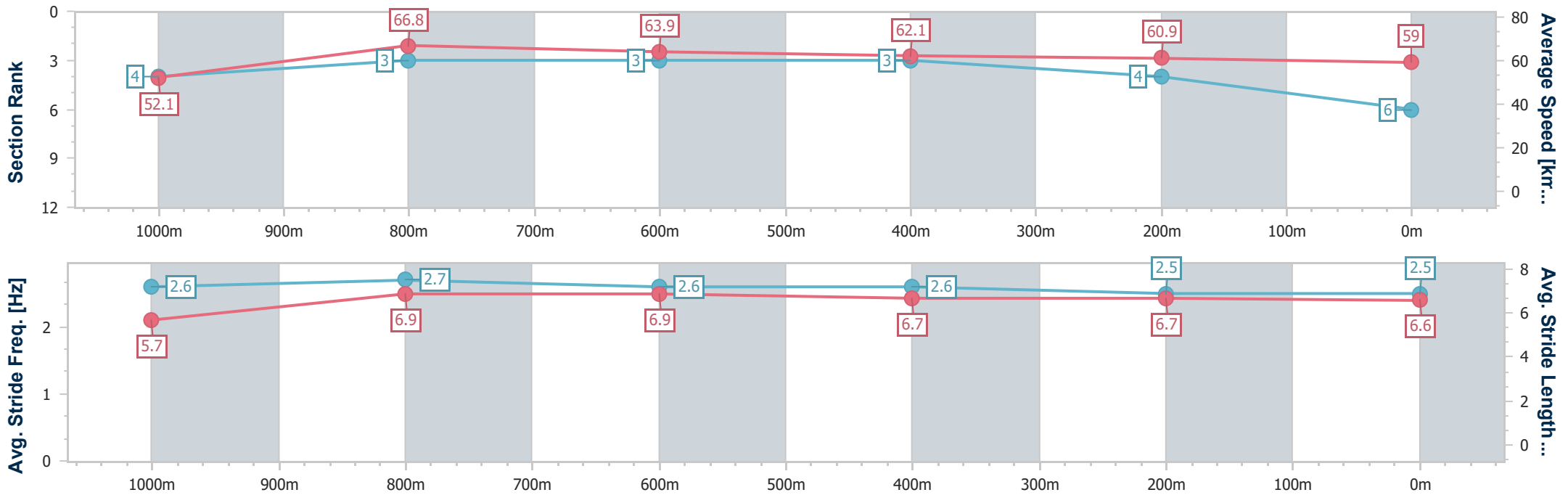
Ipswich QLD Professional
 Race 4: RAY WHITE IPSWICH QTIS Three-Years-Old BM65
 Handicap - 1200m



01 November 2024 - 15:27

Track Rating: Good 4, Weather: Fine, Rail Position: +8m Entire

Section	Overall	1000m	800m	600m	400m	200m
Section Times	1:11.12 [6] (0:13.82)	0:57.30 [4] (0:10.72)	0:46.58 [3] (0:11.21)	0:35.37 [3] (0:11.44)	0:23.93 [3] (0:11.73)	0:12.20 [4] (0:12.20)
Average Speed [km/h]	52.1	66.8	63.9	62.1	60.9	59.0
Top Speed [km/h]	68.0	67.7	66.0	63.7	62.1	60.0
Avg. Dist. to Rail [m]	1.2	1.6	2.4	2.5	2.3	2.3
Avg. Stride Freq. [Hz]	2.6	2.7	2.6	2.6	2.5	2.5
Avg. Stride Length [m]	5.7	6.9	6.9	6.7	6.7	6.6



- [] Ranking at each section and finish
- .-.- No data available at this section
- NA No data available



Horse/Jockey Name	What A Doozy
Final Rank	7
Fastest Section Time (Section)	0:10.67 (1000m)
Top Speed [km/h] (Section)	68.6 (1000m)
Race State	Finished



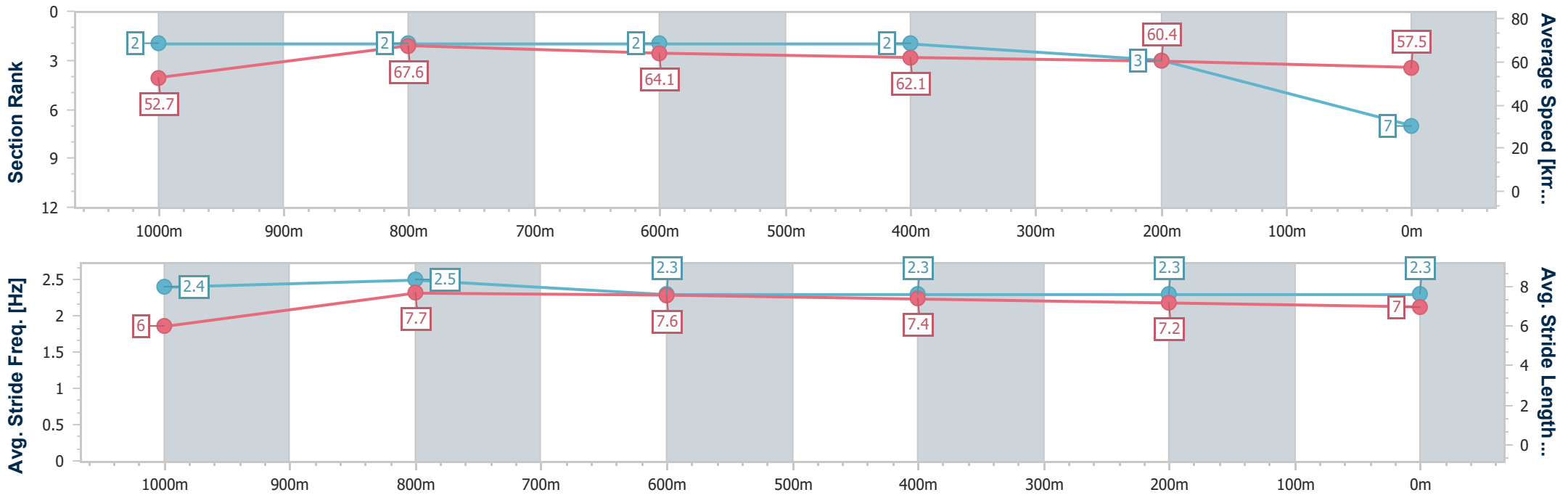
Ipswich QLD Professional
 Race 4: RAY WHITE IPSWICH QTIS Three-Years-Old BM65
 Handicap - 1200m



01 November 2024 - 15:27

Track Rating: Good 4, Weather: Fine, Rail Position: +8m Entire

Section	Overall	1000m	800m	600m	400m	200m
Section Times	1:11.32 [7] (0:13.67)	0:57.65 [2] (0:10.67)	0:46.98 [2] (0:11.14)	0:35.84 [2] (0:11.48)	0:24.36 [2] (0:11.87)	0:12.49 [3] (0:12.49)
Average Speed [km/h]	52.7	67.6	64.1	62.1	60.4	57.5
Top Speed [km/h]	68.3	68.6	65.2	63.2	61.5	59.5
Avg. Dist. to Rail [m]	4.0	0.5	1.8	1.9	1.6	0.7
Avg. Stride Freq. [Hz]	2.4	2.5	2.3	2.3	2.3	2.3
Avg. Stride Length [m]	6.0	7.7	7.6	7.4	7.2	7.0



- [] Ranking at each section and finish
- .-.- No data available at this section
- NA No data available



Horse/Jockey Name	Calvary
Final Rank	8
Fastest Section Time (Section)	0:10.95 (1000m)
Top Speed [km/h] (Section)	66.4 (1000m)
Race State	Finished



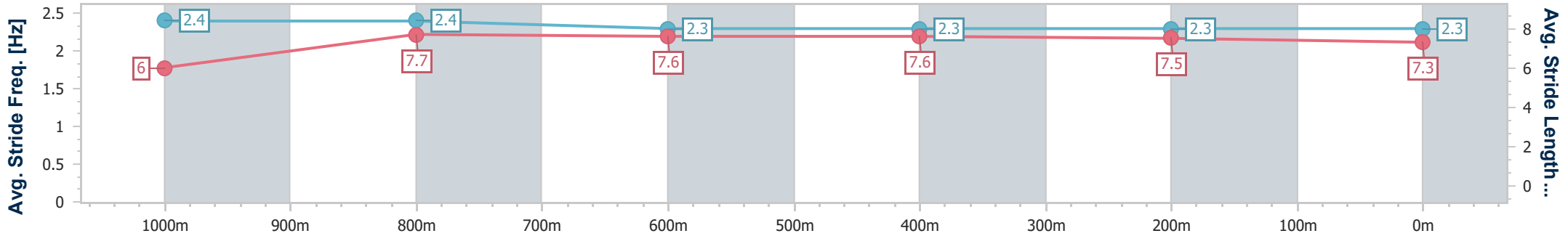
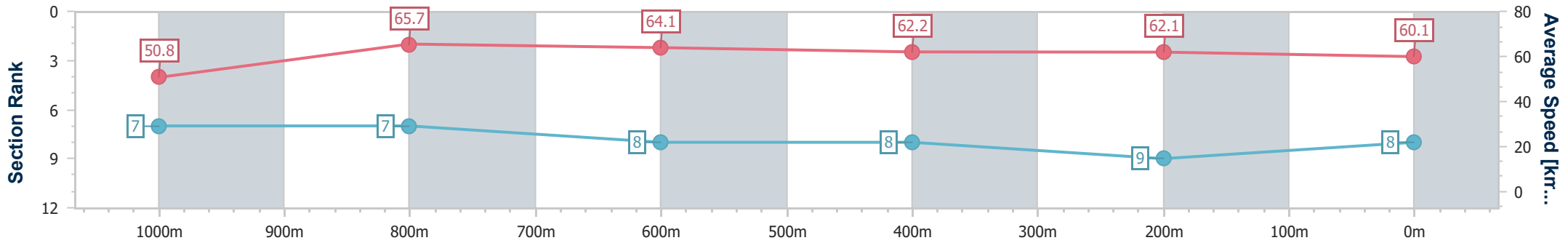
Ipswich QLD Professional
 Race 4: RAY WHITE IPSWICH QTIS Three-Years-Old BM65
 Handicap - 1200m



01 November 2024 - 15:27

Track Rating: Good 4, Weather: Fine, Rail Position: +8m Entire

Section	Overall	1000m	800m	600m	400m	200m
Section Times	1:11.36 [8] (0:14.18)	0:57.18 [7] (0:10.95)	0:46.23 [7] (0:11.13)	0:35.10 [8] (0:11.54)	0:23.56 [8] (0:11.57)	0:11.99 [9] (0:11.99)
Average Speed [km/h]	50.8	65.7	64.1	62.2	62.1	60.1
Top Speed [km/h]	66.1	66.4	65.7	62.9	62.5	62.0
Avg. Dist. to Rail [m]	4.3	0.7	1.8	1.3	1.0	3.0
Avg. Stride Freq. [Hz]	2.4	2.4	2.3	2.3	2.3	2.3
Avg. Stride Length [m]	6.0	7.7	7.6	7.6	7.5	7.3



- [] Ranking at each section and finish
- .-.- No data available at this section
- NA No data available



Horse/Jockey Name	Mishani Express
Final Rank	9
Fastest Section Time (Section)	0:10.78 (1000m)
Top Speed [km/h] (Section)	67.1 (1000m)
Race State	Finished



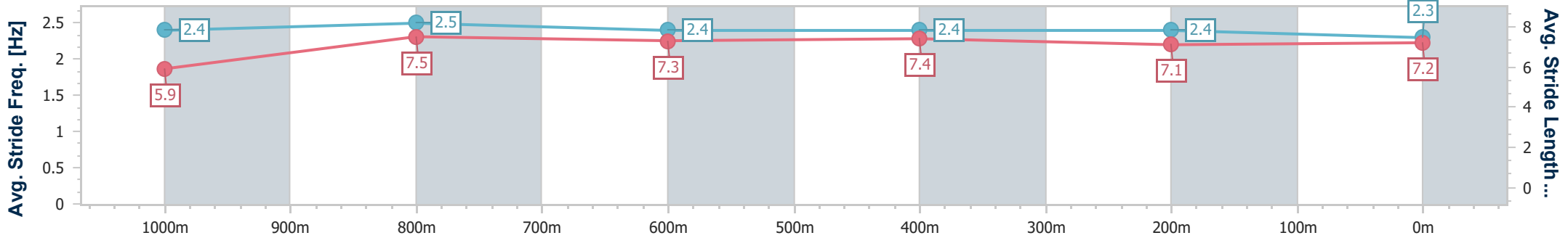
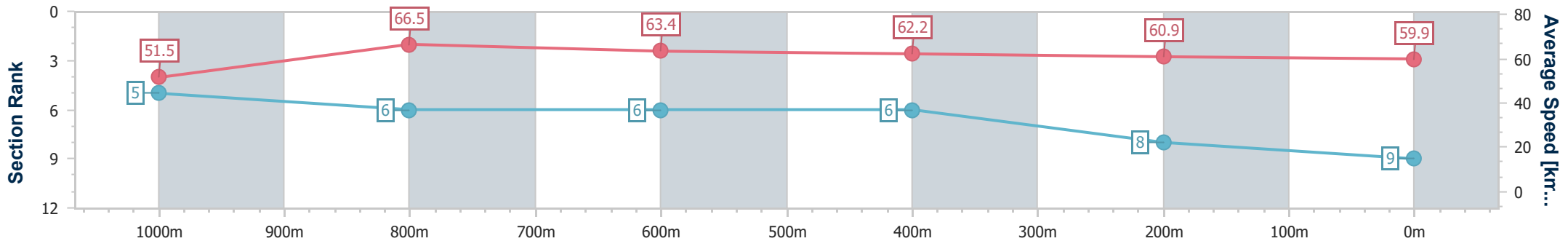
Ipswich QLD Professional
 Race 4: RAY WHITE IPSWICH QTIS Three-Years-Old BM65
 Handicap - 1200m



01 November 2024 - 15:27

Track Rating: Good 4, Weather: Fine, Rail Position: +8m Entire

Section	Overall	1000m	800m	600m	400m	200m
Section Times	1:11.39 [9] (0:14.02)	0:57.37 [5] (0:10.78)	0:46.59 [6] (0:11.28)	0:35.31 [6] (0:11.51)	0:23.80 [6] (0:11.76)	0:12.04 [8] (0:12.04)
Average Speed [km/h]	51.5	66.5	63.4	62.2	60.9	59.9
Top Speed [km/h]	66.6	67.1	65.2	62.8	61.8	61.5
Avg. Dist. to Rail [m]	2.0	1.5	1.3	1.6	0.9	1.6
Avg. Stride Freq. [Hz]	2.4	2.5	2.4	2.4	2.4	2.3
Avg. Stride Length [m]	5.9	7.5	7.3	7.4	7.1	7.2



- [] Ranking at each section and finish
- .-.- No data available at this section
- NA No data available



Ipswich QLD Professional

Race 5: ON THE NOSE Fillies and Mares BM58 Handicap - 1350m

01 November 2024 - 16:05



Track Rating: Good 4, Weather: Fine, Rail Position: +8m Entire

Section		Field Times										Last 600m				
		Overall	1200m	1000m	800m	600m	400m						0:35.37			
		(0:11.43)	(0:10.85)	(0:11.53)	(0:12.04)	(0:11.92)	(0:11.65)									
Rank	TAB	Horse/Jockey	Barrier	Top Speed [km/h]	Fastest Section											Distance Travelled [m]
1	2	DEAR PRUDENCE	7	66.6	0:10.99	1:21.22 [1]	1:09.77 [2]	0:58.78 [2]	0:47.26 [2]	0:35.25 [2]	0:23.39 [2]	0:35.25				
		Courtney Bellamy		1200m	1200m	(0:11.45)	(0:10.99)	(0:11.52)	(0:12.01)	(0:11.86)	(0:11.60)					
2	3	FREEMAN	4	65.2	0:11.20	1:21.22 [2]	1:09.42 [6]	0:58.22 [6]	0:46.81 [6]	0:34.83 [6]	0:23.20 [3]	0:34.83		+4		
		Martin Harley		1200m	1200m	(0:11.80)	(0:11.20)	(0:11.41)	(0:11.98)	(0:11.63)	(0:11.47)					
3	5	QUALITY MISS	6	67.5	0:10.85	1:21.31 [3]	1:09.88 [1]	0:59.03 [1]	0:47.50 [1]	0:35.46 [1]	0:23.54 [1]	0:35.46		-2		
		Justin Stanley		1200m	1200m	(0:11.43)	(0:10.85)	(0:11.53)	(0:12.04)	(0:11.92)	(0:11.65)					
4	1	COSMIC BEAUTY	1	66.6	0:11.03	1:21.51 [4]	1:10.05 [3]	0:59.02 [3]	0:47.37 [3]	0:35.35 [3]	0:23.45 [5]	0:35.35		-3		
		Rikki Jamieson		1200m	1200m	(0:11.46)	(0:11.03)	(0:11.65)	(0:12.02)	(0:11.90)	(0:11.53)					
5	9	MILAGRO	5	65.8	0:11.23	1:21.66 [5]	1:09.55 [8]	0:58.27 [8]	0:47.04 [7]	0:35.09 [7]	0:23.33 [8]	0:35.09		+0		
		Mark Du Plessis		1000m	1000m	(0:12.11)	(0:11.28)	(0:11.23)	(0:11.95)	(0:11.76)	(0:11.47)					
6	8	LITTLE SPARK	3	66.0	0:11.10	1:21.84 [6]	1:10.17 [5]	0:59.07 [5]	0:47.64 [4]	0:35.68 [4]	0:23.80 [4]	0:35.68		+0		
		Andrew Mallyon		1200m	1200m	(0:11.67)	(0:11.10)	(0:11.43)	(0:11.96)	(0:11.88)	(0:11.54)					
7	4	GLEBE	8	65.1	0:11.33	1:21.86 [7]	1:09.94 [7]	0:58.61 [7]	0:47.24 [7]	0:35.27 [8]	0:23.55 [7]	0:35.27		+3		
		Bailey Wheeler		1200m	1200m	(0:11.92)	(0:11.33)	(0:11.37)	(0:11.97)	(0:11.72)	(0:11.48)					
8	10	HELLO IN THERE	2	64.9	0:11.14	1:21.95 [8]	1:10.34 [4]	0:59.20 [4]	0:47.62 [5]	0:35.62 [5]	0:23.69 [6]	0:35.62		-3		
		Georgina Cartwright		1200m	1200m	(0:11.61)	(0:11.14)	(0:11.58)	(0:12.00)	(0:11.93)	(0:11.57)					

Scratched: Mygirlgladys (#6), Little Charmer (#7), Shintaro Lass (#11)

[] Ranking at each section and finish
 -:-:- No data available at this section
 NA No data available

SCN Saddle cloth number
 DNF Did not finish
 DNT Did not track



Ipswich QLD Professional

Race 5: ON THE NOSE Fillies and Mares BM58 Handicap - 1350m

01 November 2024 - 16:05



Track Rating: Good 4, Weather: Fine, Rail Position: +8m Entire

Section				200m				Last 600m	
Field Times				0:11.80 (0:11.80)				0:35.37	
Rank	TAB	Horse/Jockey	Barrier	Top Speed [km/h]	Fastest Section	Margin			Distance Travelled [m]
1	2	DEAR PRUDENCE Courtney Bellamy	7	66.6 1200m	0:10.99 1200m	0:11.79 [2] (0:11.79)	1:21.22		0:35.25
2	3	FREEMAN Martin Harley	4	65.2 1200m	0:11.20 1200m	0:11.73 [3] (0:11.73)	0.02L		0:34.83 +4
3	5	QUALITY MISS Justin Stanley	6	67.5 1200m	0:10.85 1200m	0:11.89 [1] (0:11.89)	0.56L		0:35.46 -2
4	1	COSMIC BEAUTY Rikki Jamieson	1	66.6 1200m	0:11.03 1200m	0:11.92 [5] (0:11.92)	1.75L		0:35.35 -3
5	9	MILAGRO Mark Du Plessis	5	65.8 1000m	0:11.23 1000m	0:11.86 [7] (0:11.86)	2.64L		0:35.09 +0
6	8	LITTLE SPARK Andrew Mallyon	3	66.0 1200m	0:11.10 1200m	0:12.26 [4] (0:12.26)	3.65L		0:35.68 +0
7	4	GLEBE Bailey Wheeler	8	65.1 1200m	0:11.33 1200m	0:12.07 [6] (0:12.07)	3.79L		0:35.27 +3
8	10	HELLO IN THERE Georgina Cartwright	2	64.9 1200m	0:11.14 1200m	0:12.12 [8] (0:12.12)	4.34L		0:35.62 -3

Scratched: Mygirlgladys (#6), Little Charmer (#7), Shintaro Lass (#11)

[] Ranking at each section and finish
 -:-:- No data available at this section
 NA No data available

SCN Saddle cloth number
 DNF Did not finish
 DNT Did not track



Horse/Jockey Name	Dear Prudence
Final Rank	1
Fastest Section Time (Section)	0:10.99 (1200m)
Top Speed [km/h] (Section)	66.6 (1200m)
Race State	Finished



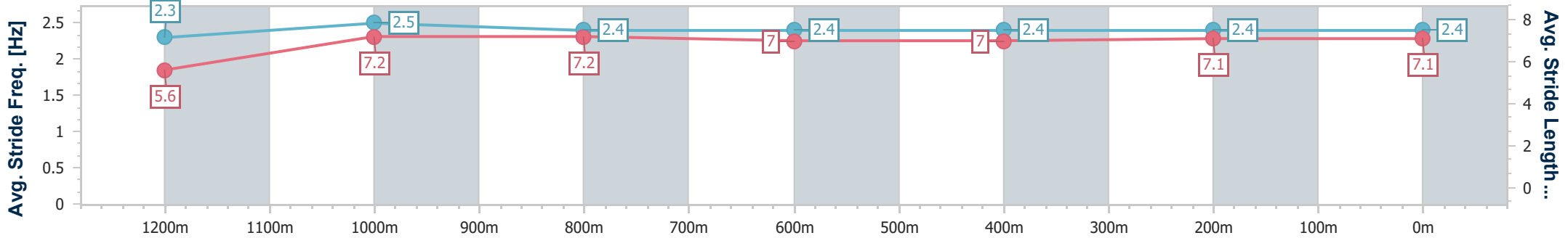
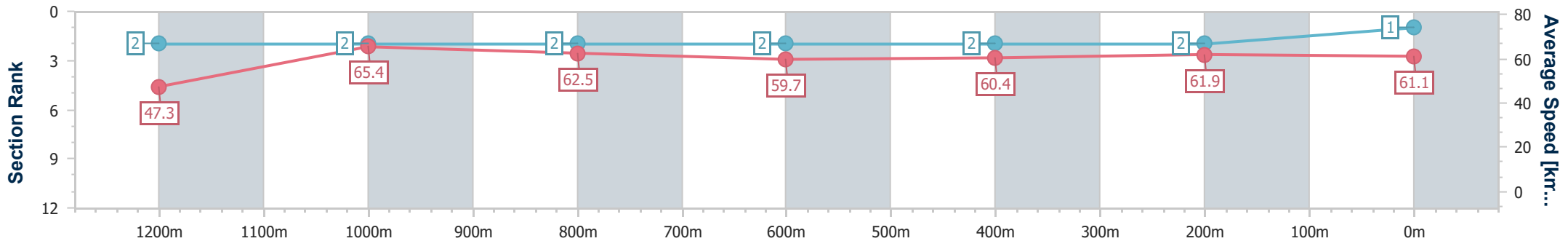
Ipswich QLD Professional
Race 5: ON THE NOSE Fillies and Mares BM58 Handicap - 1350m



01 November 2024 - 16:05

Track Rating: Good 4, Weather: Fine, Rail Position: +8m Entire

Section	Overall	1200m	1000m	800m	600m	400m	200m
Section Times	1:21.22 [1] (0:11.45)	1:09.77 [2] (0:10.99)	0:58.78 [2] (0:11.52)	0:47.26 [2] (0:12.01)	0:35.25 [2] (0:11.86)	0:23.39 [2] (0:11.60)	0:11.79 [2] (0:11.79)
Average Speed [km/h]	47.3	65.4	62.5	59.7	60.4	61.9	61.1
Top Speed [km/h]	66.1	66.6	64.8	60.5	61.7	62.8	62.5
Avg. Dist. to Rail [m]	3.8	0.9	0.7	1.0	0.9	0.9	0.2
Avg. Stride Freq. [Hz]	2.3	2.5	2.4	2.4	2.4	2.4	2.4
Avg. Stride Length [m]	5.6	7.2	7.2	7.0	7.0	7.1	7.1



- [] Ranking at each section and finish
- .-.- No data available at this section
- NA No data available



Horse/Jockey Name	Freeman
Final Rank	2
Fastest Section Time (Section)	0:11.20 (1200m)
Top Speed [km/h] (Section)	65.2 (1200m)
Race State	Finished



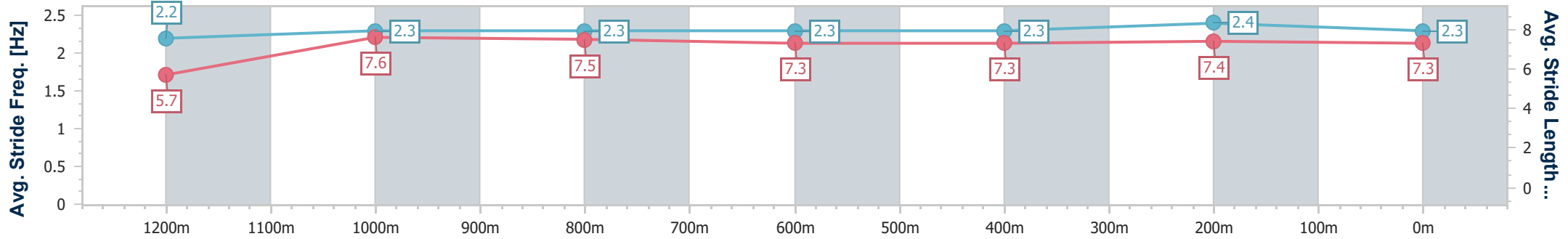
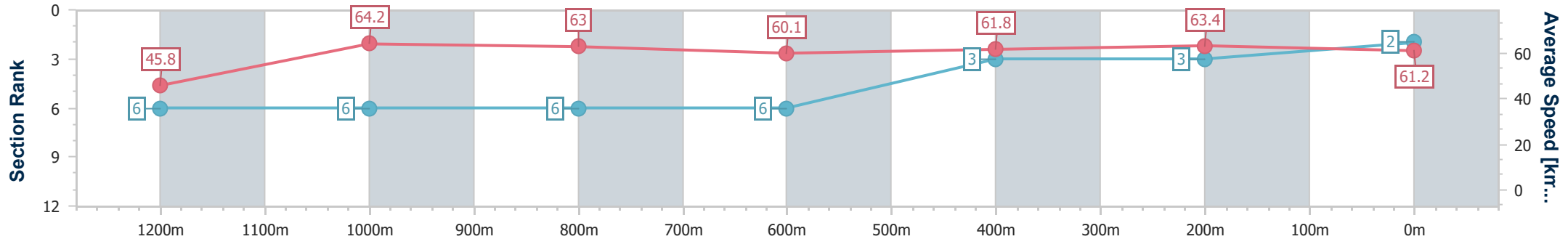
Ipswich QLD Professional
Race 5: ON THE NOSE Fillies and Mares BM58 Handicap - 1350m



01 November 2024 - 16:05

Track Rating: Good 4, Weather: Fine, Rail Position: +8m Entire

Section	Overall	1200m	1000m	800m	600m	400m	200m
Section Times	1:21.22 [2] (0:11.80)	1:09.42 [6] (0:11.20)	0:58.22 [6] (0:11.41)	0:46.81 [6] (0:11.98)	0:34.83 [6] (0:11.63)	0:23.20 [3] (0:11.47)	0:11.73 [3] (0:11.73)
Average Speed [km/h]	45.8	64.2	63.0	60.1	61.8	63.4	61.2
Top Speed [km/h]	61.9	65.2	64.8	60.6	64.3	64.5	62.8
Avg. Dist. to Rail [m]	1.4	0.8	0.4	0.7	0.5	2.4	3.5
Avg. Stride Freq. [Hz]	2.2	2.3	2.3	2.3	2.3	2.4	2.3
Avg. Stride Length [m]	5.7	7.6	7.5	7.3	7.3	7.4	7.3



- [] Ranking at each section and finish
- .-.- No data available at this section
- NA No data available



Horse/Jockey Name	Quality Miss
Final Rank	3
Fastest Section Time (Section)	0:10.85 (1200m)
Top Speed [km/h] (Section)	67.5 (1200m)
Race State	Finished



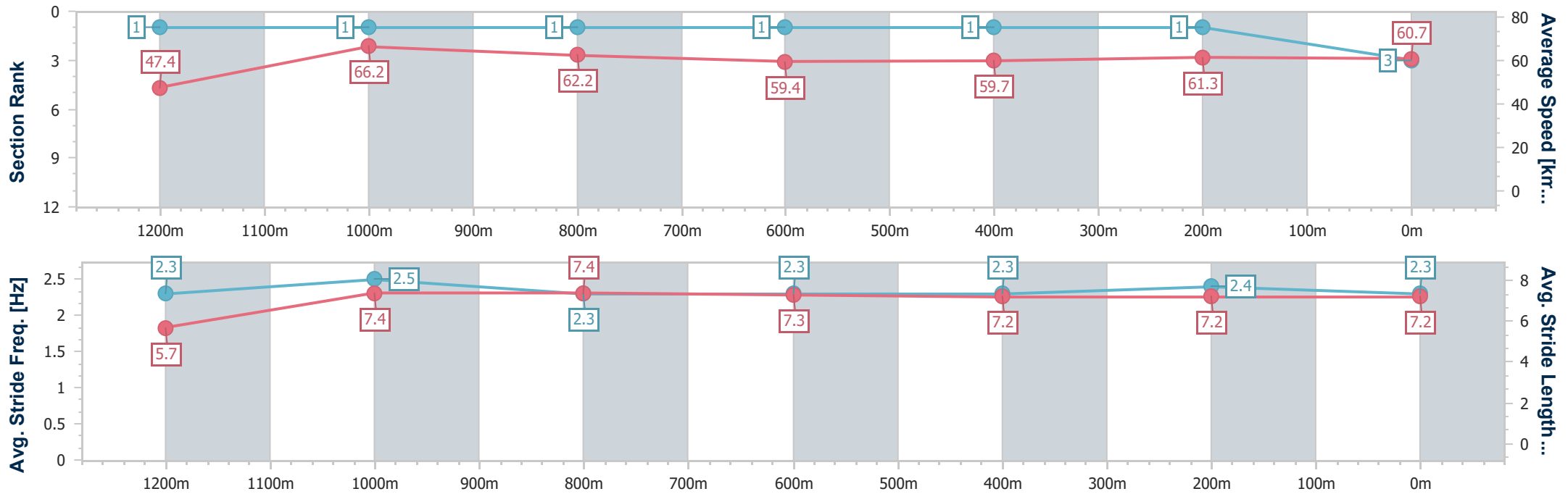
Ipswich QLD Professional
Race 5: ON THE NOSE Fillies and Mares BM58 Handicap - 1350m



01 November 2024 - 16:05

Track Rating: Good 4, Weather: Fine, Rail Position: +8m Entire

Section	Overall	1200m	1000m	800m	600m	400m	200m
Section Times	1:21.31 [3] (0:11.43)	1:09.88 [1] (0:10.85)	0:59.03 [1] (0:11.53)	0:47.50 [1] (0:12.04)	0:35.46 [1] (0:11.92)	0:23.54 [1] (0:11.65)	0:11.89 [1] (0:11.89)
Average Speed [km/h]	47.4	66.2	62.2	59.4	59.7	61.3	60.7
Top Speed [km/h]	64.9	67.5	65.4	60.2	61.1	62.5	61.9
Avg. Dist. to Rail [m]	2.4	1.3	1.6	1.6	1.7	2.3	2.3
Avg. Stride Freq. [Hz]	2.3	2.5	2.3	2.3	2.3	2.4	2.3
Avg. Stride Length [m]	5.7	7.4	7.4	7.3	7.2	7.2	7.2



- [] Ranking at each section and finish
- .-.- No data available at this section
- NA No data available



Horse/Jockey Name	Cosmic Beauty
Final Rank	4
Fastest Section Time (Section)	0:11.03 (1200m)
Top Speed [km/h] (Section)	66.6 (1200m)
Race State	Finished



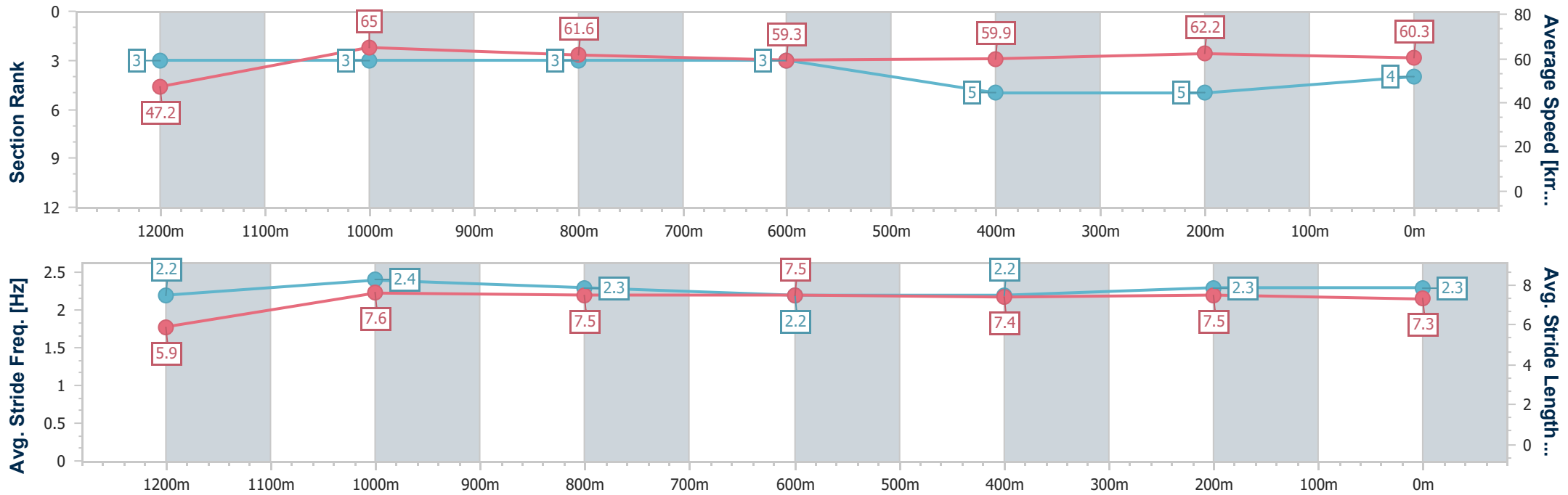
Ipswich QLD Professional
Race 5: ON THE NOSE Fillies and Mares BM58 Handicap - 1350m



01 November 2024 - 16:05

Track Rating: Good 4, Weather: Fine, Rail Position: +8m Entire

Section	Overall	1200m	1000m	800m	600m	400m	200m
Section Times	1:21.51 [4] (0:11.46)	1:10.05 [3] (0:11.03)	0:59.02 [3] (0:11.65)	0:47.37 [3] (0:12.02)	0:35.35 [3] (0:11.90)	0:23.45 [5] (0:11.53)	0:11.92 [5] (0:11.92)
Average Speed [km/h]	47.2	65.0	61.6	59.3	59.9	62.2	60.3
Top Speed [km/h]	64.5	66.6	63.7	60.2	61.8	62.5	62.3
Avg. Dist. to Rail [m]	1.6	1.2	1.5	2.2	2.3	0.8	1.2
Avg. Stride Freq. [Hz]	2.2	2.4	2.3	2.2	2.2	2.3	2.3
Avg. Stride Length [m]	5.9	7.6	7.5	7.5	7.4	7.5	7.3



- [] Ranking at each section and finish
- .-.- No data available at this section
- NA No data available



Horse/Jockey Name	Milagro
Final Rank	5
Fastest Section Time (Section)	0:11.23 (1000m)
Top Speed [km/h] (Section)	65.8 (1000m)
Race State	Finished



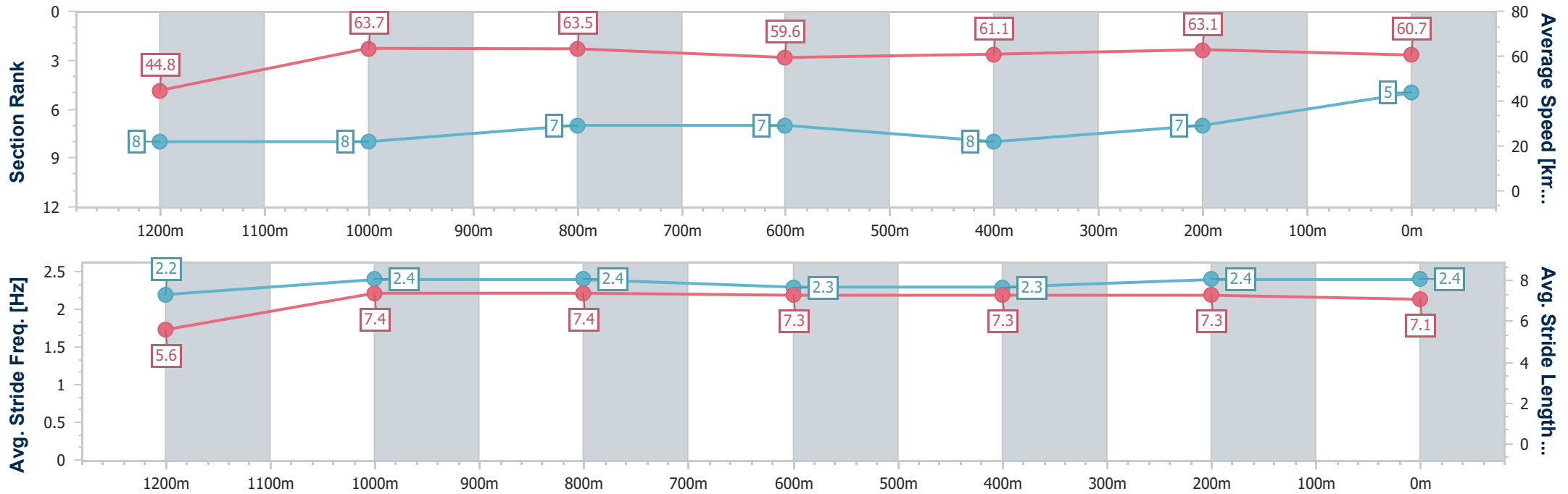
Ipswich QLD Professional
Race 5: ON THE NOSE Fillies and Mares BM58 Handicap - 1350m



01 November 2024 - 16:05

Track Rating: Good 4, Weather: Fine, Rail Position: +8m Entire

Section	Overall	1200m	1000m	800m	600m	400m	200m
Section Times	1:21.66 [5] (0:12.11)	1:09.55 [8] (0:11.28)	0:58.27 [8] (0:11.23)	0:47.04 [7] (0:11.95)	0:35.09 [7] (0:11.76)	0:23.33 [8] (0:11.47)	0:11.86 [7] (0:11.86)
Average Speed [km/h]	44.8	63.7	63.5	59.6	61.1	63.1	60.7
Top Speed [km/h]	61.9	64.9	65.8	60.6	62.8	63.4	62.6
Avg. Dist. to Rail [m]	1.5	1.9	2.5	2.6	0.8	1.4	3.6
Avg. Stride Freq. [Hz]	2.2	2.4	2.4	2.3	2.3	2.4	2.4
Avg. Stride Length [m]	5.6	7.4	7.4	7.3	7.3	7.3	7.1



- [] Ranking at each section and finish
- .-.- No data available at this section
- NA No data available



Horse/Jockey Name	Little Spark
Final Rank	6
Fastest Section Time (Section)	0:11.10 (1200m)
Top Speed [km/h] (Section)	66.0 (1200m)
Race State	Finished



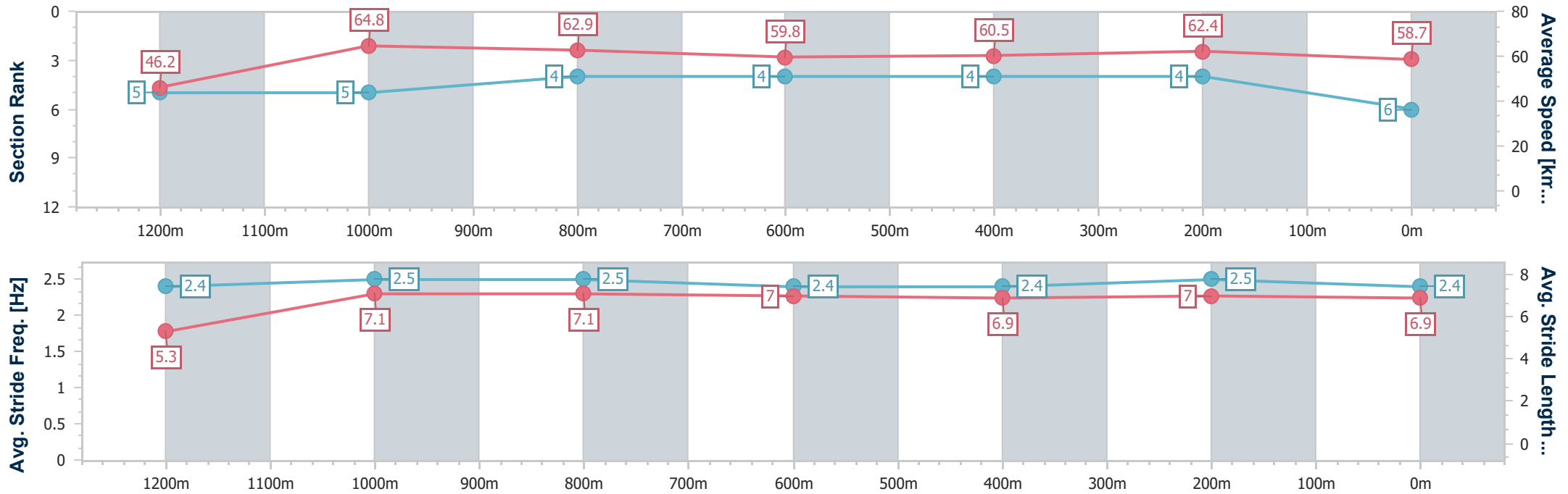
Ipswich QLD Professional
Race 5: ON THE NOSE Fillies and Mares BM58 Handicap - 1350m



01 November 2024 - 16:05

Track Rating: Good 4, Weather: Fine, Rail Position: +8m Entire

Section	Overall	1200m	1000m	800m	600m	400m	200m
Section Times	1:21.84 [6] (0:11.67)	1:10.17 [5] (0:11.10)	0:59.07 [5] (0:11.43)	0:47.64 [4] (0:11.96)	0:35.68 [4] (0:11.88)	0:23.80 [4] (0:11.54)	0:12.26 [4] (0:12.26)
Average Speed [km/h]	46.2	64.8	62.9	59.8	60.5	62.4	58.7
Top Speed [km/h]	62.6	66.0	64.9	60.4	62.6	63.1	61.7
Avg. Dist. to Rail [m]	0.6	0.4	1.0	1.4	1.1	0.6	2.0
Avg. Stride Freq. [Hz]	2.4	2.5	2.5	2.4	2.4	2.5	2.4
Avg. Stride Length [m]	5.3	7.1	7.1	7.0	6.9	7.0	6.9



- [] Ranking at each section and finish
- .-.- No data available at this section
- NA No data available



Horse/Jockey Name	Glebe
Final Rank	7
Fastest Section Time (Section)	0:11.33 (1200m)
Top Speed [km/h] (Section)	65.1 (1200m)
Race State	Finished



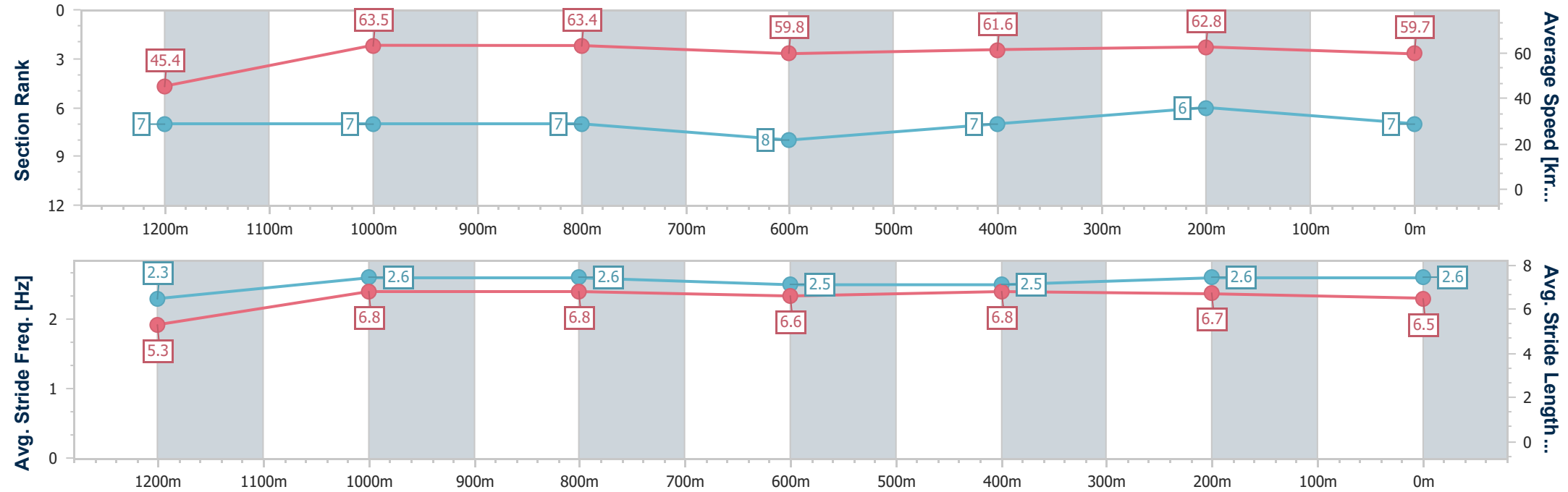
Ipswich QLD Professional
Race 5: ON THE NOSE Fillies and Mares BM58 Handicap - 1350m



01 November 2024 - 16:05

Track Rating: Good 4, Weather: Fine, Rail Position: +8m Entire

Section	Overall	1200m	1000m	800m	600m	400m	200m						
Section Times	1:21.86 [7] (0:11.92)	1:09.94 [7] (0:11.33)	0:58.61 [7] (0:11.37)	0:47.24 [7] (0:11.97)	0:35.27 [8] (0:11.72)	0:23.55 [7] (0:11.48)	0:12.07 [6]						
Average Speed [km/h]	45.4	63.5	63.4	59.8	61.6	62.8	59.7						
Top Speed [km/h]	63.3	65.1	64.6	60.7	63.3	63.4	62.2						
Avg. Dist. to Rail [m]	3.7	0.7	0.5	0.9	0.6	2.2	5.1						
Avg. Stride Freq. [Hz]	2.3	2.6	2.6	2.5	2.5	2.6	2.6						
Avg. Stride Length [m]	5.3	6.8	6.8	6.6	6.8	6.7	6.5						



- [] Ranking at each section and finish
- .-.- No data available at this section
- NA No data available



Horse/Jockey Name	Hello In There
Final Rank	8
Fastest Section Time (Section)	0:11.14 (1200m)
Top Speed [km/h] (Section)	64.9 (1200m)
Race State	Finished



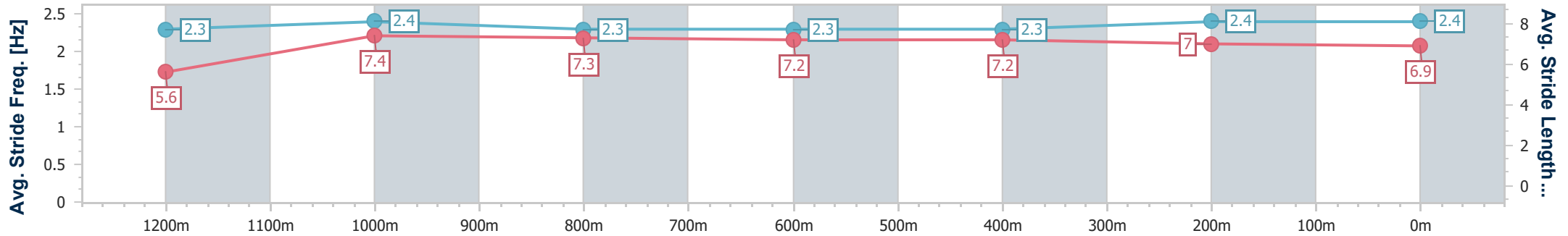
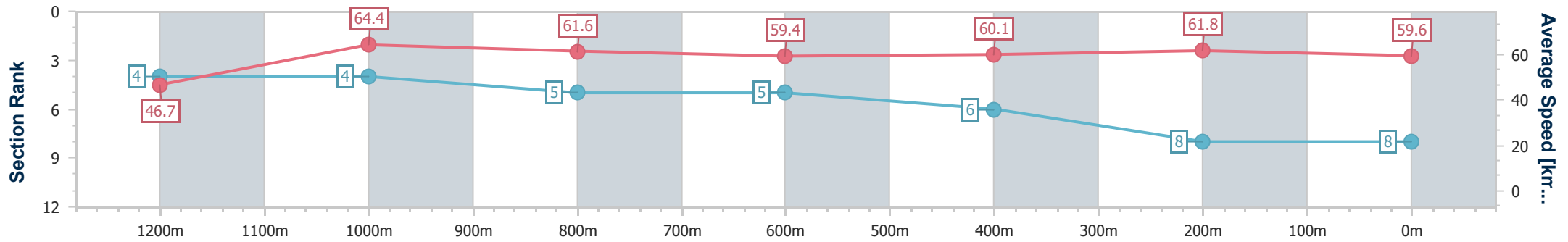
Ipswich QLD Professional
Race 5: ON THE NOSE Fillies and Mares BM58 Handicap - 1350m



01 November 2024 - 16:05

Track Rating: Good 4, Weather: Fine, Rail Position: +8m Entire

Section	Overall	1200m	1000m	800m	600m	400m	200m
Section Times	1:21.95 [8] (0:11.61)	1:10.34 [4] (0:11.14)	0:59.20 [4] (0:11.58)	0:47.62 [5] (0:12.00)	0:35.62 [5] (0:11.93)	0:23.69 [6] (0:11.57)	0:12.12 [8] (0:12.12)
Average Speed [km/h]	46.7	64.4	61.6	59.4	60.1	61.8	59.6
Top Speed [km/h]	62.6	64.9	64.1	60.6	61.4	62.5	61.7
Avg. Dist. to Rail [m]	1.0	1.8	2.2	2.3	1.8	1.5	0.7
Avg. Stride Freq. [Hz]	2.3	2.4	2.3	2.3	2.3	2.4	2.4
Avg. Stride Length [m]	5.6	7.4	7.3	7.2	7.2	7.0	6.9



- [] Ranking at each section and finish
- .-.- No data available at this section
- NA No data available

Track Rating: Good 4, Weather: Fine, Rail Position: +8m Entire

Section												Last 600m	
Field Times												0:35.62	
		Overall	1200m	1000m	800m	600m	400m						
		1:20.67 (0:11.19)	1:09.48 (0:10.87)	0:58.61 (0:11.38)	0:47.23 (0:11.61)	0:35.62 (0:11.44)	0:24.18 (0:11.97)						
Rank	TAB	Horse/Jockey	Barrier	Top Speed [km/h]	Fastest Section								Distance Travelled [m]
1	6	WEST CORK	10	68.7	0:10.87	1:20.67 [1]	1:09.48 [1]	0:58.61 [1]	0:47.23 [1]	0:35.62 [1]	0:24.18 [1]	0:35.62	
		Robbie Dolan		Overall	1200m	(0:11.19)	(0:10.87)	(0:11.38)	(0:11.61)	(0:11.44)	(0:11.97)		
2	4	RECANATI	8	66.1	0:11.05	1:21.11 [2]	1:09.75 [3]	0:58.70 [3]	0:47.46 [2]	0:35.77 [2]	0:24.19 [2]	0:35.77	-1
		Justin Stanley		1200m	1200m	(0:11.36)	(0:11.05)	(0:11.24)	(0:11.69)	(0:11.58)	(0:11.70)		
3	7	ITALIAN VIRTUOSO	2	65.7	0:11.07	1:21.15 [3]	1:09.87 [2]	0:58.80 [2]	0:47.41 [3]	0:35.74 [3]	0:24.11 [3]	0:35.74	-2
		Michael Schrapel		1200m	1200m	(0:11.28)	(0:11.07)	(0:11.39)	(0:11.67)	(0:11.63)	(0:11.86)		
4	11	STAR ANTHEM	9	65.7	0:11.10	1:21.46 [4]	1:09.52 [10]	0:58.42 [8]	0:47.14 [8]	0:35.37 [7]	0:23.81 [7]	0:35.37	+0
		Martin Harley		1200m	1200m	(0:11.94)	(0:11.10)	(0:11.28)	(0:11.77)	(0:11.56)	(0:11.68)		
5	5	WATERMELON	1	65.8	0:11.08	1:21.48 [5]	1:09.81 [6]	0:58.73 [6]	0:47.42 [5]	0:35.71 [5]	0:24.26 [5]	0:35.71	+1
		Boris Thornton		1200m	1200m	(0:11.67)	(0:11.08)	(0:11.31)	(0:11.71)	(0:11.45)	(0:11.82)		
6	10	BAMBALAM	3	64.9	0:11.21	1:21.51 [6]	1:10.03 [4]	0:58.82 [5]	0:47.40 [6]	0:35.61 [6]	0:24.02 [6]	0:35.61	+3
		Emily Lang		1200m	1200m	(0:11.48)	(0:11.21)	(0:11.42)	(0:11.79)	(0:11.59)	(0:11.81)		
7	1	CAPITAL CEE	5	65.0	0:11.20	1:21.52 [7]	1:09.84 [7]	0:58.64 [7]	0:47.23 [7]	0:35.36 [8]	0:23.83 [8]	0:35.36	+4
		Rob Thorburn		1200m	1200m	(0:11.68)	(0:11.20)	(0:11.41)	(0:11.87)	(0:11.53)	(0:11.69)		
8	3	DEL CAMPO	4	64.4	0:11.29	1:21.64 [8]	1:09.80 [9]	0:58.51 [9]	0:47.12 [9]	0:35.26 [9]	0:23.78 [10]	0:35.26	+6
		Kenji Yoshida		1200m	1200m	(0:11.84)	(0:11.29)	(0:11.39)	(0:11.86)	(0:11.48)	(0:11.71)		
9	8	NAILS AND PRIDE	7	65.7	0:11.12	1:21.72 [9]	1:10.20 [5]	0:59.08 [4]	0:47.84 [4]	0:36.05 [4]	0:24.50 [4]	0:36.05	+4
		Cejay Graham		1000m	1200m	(0:11.52)	(0:11.12)	(0:11.24)	(0:11.79)	(0:11.55)	(0:12.02)		
10	12	CLAUDIUS	6	64.3	0:11.40	1:21.74 [10]	1:09.94 [8]	0:58.50 [10]	0:47.06 [10]	0:35.29 [10]	0:23.89 [9]	0:35.29	+1
		Georgina Cartwright		1000m	600m	(0:11.80)	(0:11.44)	(0:11.44)	(0:11.77)	(0:11.40)	(0:11.71)		

Scratched: Darkened Destiny (#9), Barelo (#2)



Ipswich QLD Professional

Race 6: SCHWEPES Colts, Geldings and Entires BM58 Handicap - 1350m

01 November 2024 - 16:42



Track Rating: Good 4, Weather: Fine, Rail Position: +8m Entire

Section				200m				Last 600m	
Field Times				0:12.21 (0:12.21)				0:35.62	
Rank	TAB	Horse/Jockey	Barrier	Top Speed [km/h]	Fastest Section	Margin			Distance Travelled [m]
1	6	WEST CORK Robbie Dolan	10	68.7 Overall	0:10.87 1200m	0:12.21 [1] (0:12.21)	1:20.67		0:35.62
2	4	RECANATI Justin Stanley	8	66.1 1200m	0:11.05 1200m	0:12.49 [2] (0:12.49)	2.61L		0:35.77 -1
3	7	ITALIAN VIRTUOSO Michael Schrapel	2	65.7 1200m	0:11.07 1200m	0:12.25 [3] (0:12.25)	2.82L		0:35.74 -2
4	11	STAR ANTHEM Martin Harley	9	65.7 1200m	0:11.10 1200m	0:12.13 [7] (0:12.13)	4.64L		0:35.37 +0
5	5	WATERMELON Boris Thornton	1	65.8 1200m	0:11.08 1200m	0:12.44 [4] (0:12.44)	4.78L		0:35.71 +1
6	10	BAMBALAM Emily Lang	3	64.9 1200m	0:11.21 1200m	0:12.21 [6] (0:12.21)	4.95L		0:35.61 +3
7	1	CAPITAL CEE Rob Thorburn	5	65.0 1200m	0:11.20 1200m	0:12.14 [8] (0:12.14)	5.04L		0:35.36 +4
8	3	DEL CAMPO Kenji Yoshida	4	64.4 1200m	0:11.29 1200m	0:12.07 [10] (0:12.07)	5.71L		0:35.26 +6
9	8	NAILS AND PRIDE Cejay Graham	7	65.7 1000m	0:11.12 1200m	0:12.48 [5] (0:12.48)	6.19L		0:36.05 +4
10	12	CLAUDIUS Georgina Cartwright	6	64.3 1000m	0:11.40 600m	0:12.18 [9] (0:12.18)	6.31L		0:35.29 +1

Scratched: Darkened Destiny (#9), Barelo (#2)

Report Created: Fri 1 November 2024 17:05 GMT+ (Note: Timing is based on position data)

Page 2/12

[] Ranking at each section and finish
 -:-:- No data available at this section
 NA No data available

SCN Saddle cloth number
 DNF Did not finish
 DNT Did not track

data processed by TRIPLESDATA



Horse/Jockey Name	West Cork
Final Rank	1
Fastest Section Time (Section)	0:10.87 (1200m)
Top Speed [km/h] (Section)	68.7 (Overall)
Race State	Finished



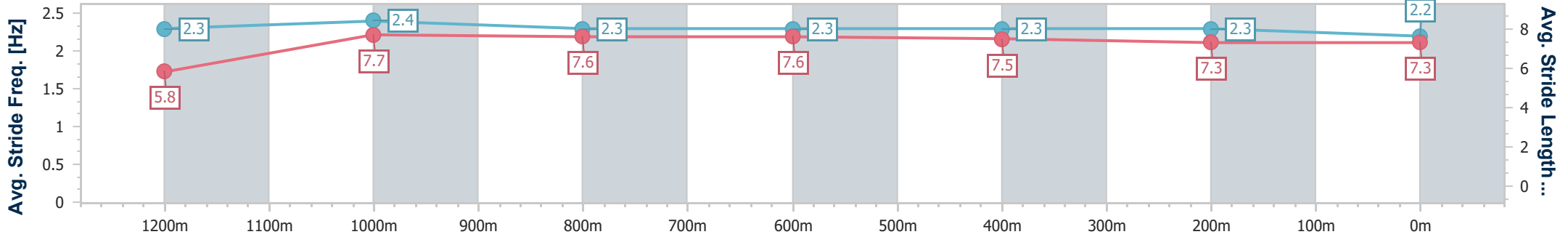
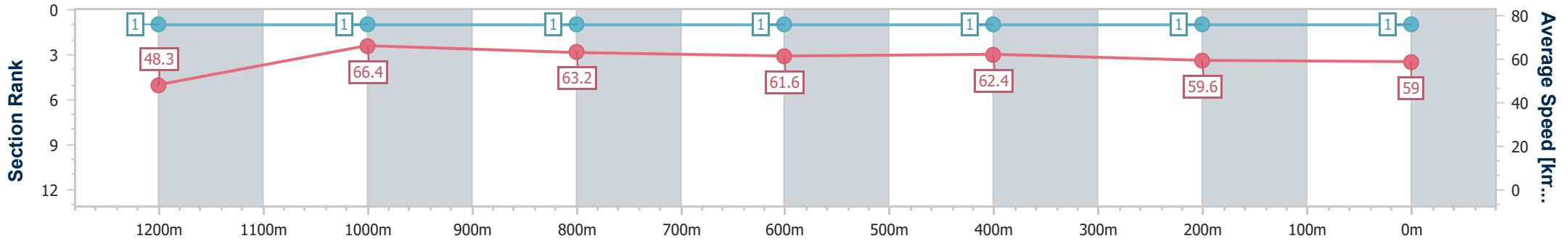
Ipswich QLD Professional
 Race 6: SCHWEPPE'S Colts, Geldings and Entires BM58
 Handicap - 1350m



01 November 2024 - 16:42

Track Rating: Good 4, Weather: Fine, Rail Position: +8m Entire

Section	Overall	1200m	1000m	800m	600m	400m	200m
Section Times	1:20.67 [1] (0:11.19)	1:09.48 [1] (0:10.87)	0:58.61 [1] (0:11.38)	0:47.23 [1] (0:11.61)	0:35.62 [1] (0:11.44)	0:24.18 [1] (0:11.97)	0:12.21 [1] (0:12.21)
Average Speed [km/h]	48.3	66.4	63.2	61.6	62.4	59.6	59.0
Top Speed [km/h]	68.7	67.4	65.1	62.3	63.0	61.4	60.5
Avg. Dist. to Rail [m]	7.0	3.4	0.7	1.3	1.8	2.3	2.6
Avg. Stride Freq. [Hz]	2.3	2.4	2.3	2.3	2.3	2.3	2.2
Avg. Stride Length [m]	5.8	7.7	7.6	7.6	7.5	7.3	7.3



- [] Ranking at each section and finish
- .-.- No data available at this section
- NA No data available



Horse/Jockey Name	Recanati
Final Rank	2
Fastest Section Time (Section)	0:11.05 (1200m)
Top Speed [km/h] (Section)	66.1 (1200m)
Race State	Finished



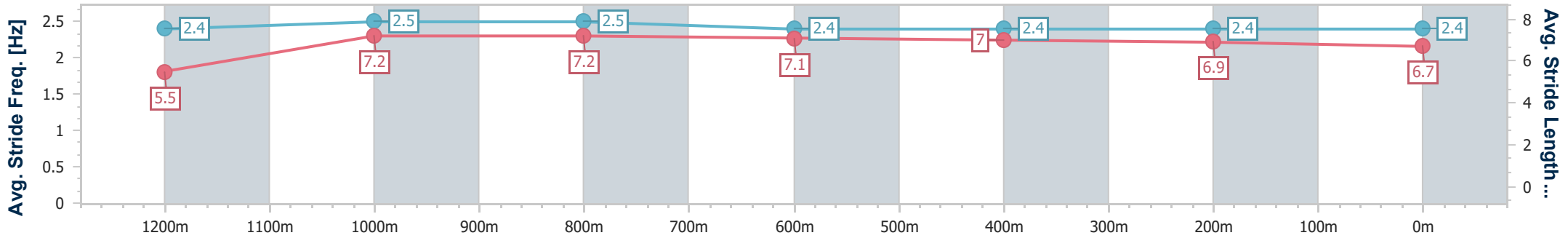
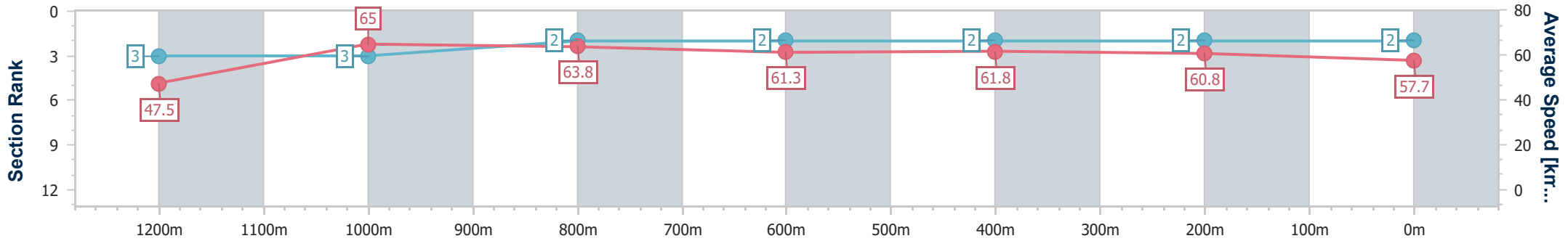
Ipswich QLD Professional
 Race 6: SCHWEPPE'S Colts, Geldings and Entires BM58
 Handicap - 1350m



01 November 2024 - 16:42

Track Rating: Good 4, Weather: Fine, Rail Position: +8m Entire

Section	Overall	1200m	1000m	800m	600m	400m	200m
Section Times	1:21.11 [2] (0:11.36)	1:09.75 [3] (0:11.05)	0:58.70 [3] (0:11.24)	0:47.46 [2] (0:11.69)	0:35.77 [2] (0:11.58)	0:24.19 [2] (0:11.70)	0:12.49 [2] (0:12.49)
Average Speed [km/h]	47.5	65.0	63.8	61.3	61.8	60.8	57.7
Top Speed [km/h]	64.6	66.1	65.2	63.0	63.2	63.6	60.2
Avg. Dist. to Rail [m]	4.2	0.8	1.5	1.2	1.1	2.1	1.3
Avg. Stride Freq. [Hz]	2.4	2.5	2.5	2.4	2.4	2.4	2.4
Avg. Stride Length [m]	5.5	7.2	7.2	7.1	7.0	6.9	6.7



- [] Ranking at each section and finish
- .-.- No data available at this section
- NA No data available



Horse/Jockey Name	Italian Virtuoso
Final Rank	3
Fastest Section Time (Section)	0:11.07 (1200m)
Top Speed [km/h] (Section)	65.7 (1200m)
Race State	Finished



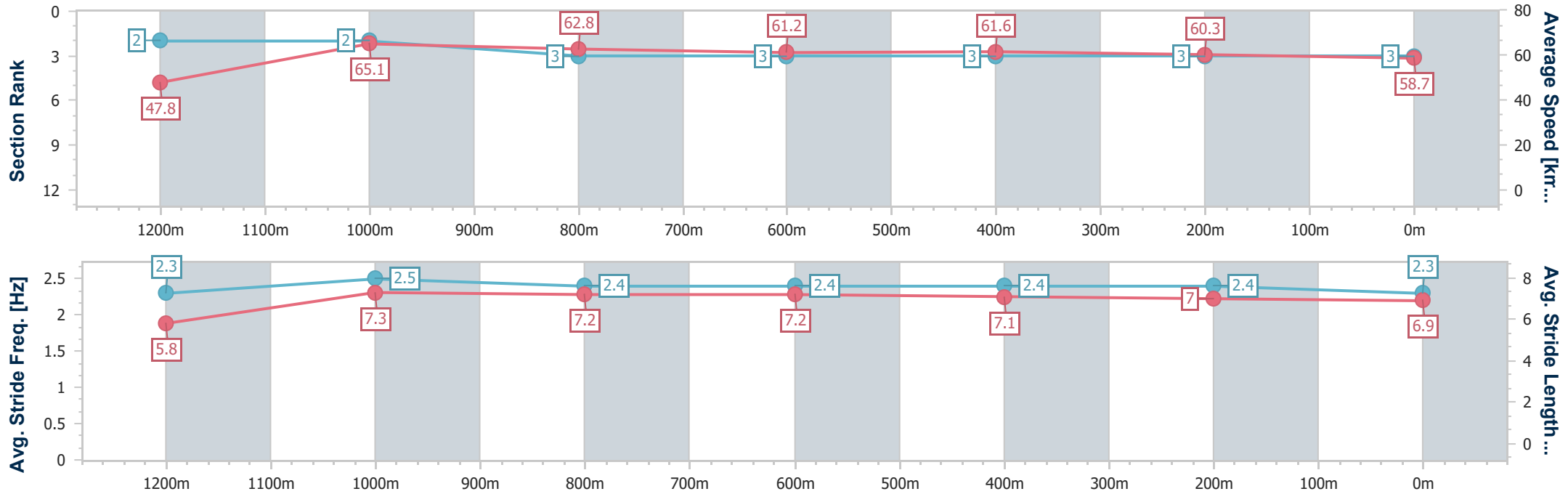
Ipswich QLD Professional
 Race 6: SCHWEPPEES Colts, Geldings and Entires BM58
 Handicap - 1350m



01 November 2024 - 16:42

Track Rating: Good 4, Weather: Fine, Rail Position: +8m Entire

Section	Overall	1200m	1000m	800m	600m	400m	200m
Section Times	1:21.15 [3] (0:11.28)	1:09.87 [2] (0:11.07)	0:58.80 [2] (0:11.39)	0:47.41 [3] (0:11.67)	0:35.74 [3] (0:11.63)	0:24.11 [3] (0:11.86)	0:12.25 [3] (0:12.25)
Average Speed [km/h]	47.8	65.1	62.8	61.2	61.6	60.3	58.7
Top Speed [km/h]	64.8	65.7	64.3	62.3	62.7	61.3	60.9
Avg. Dist. to Rail [m]	1.4	1.3	1.6	1.8	2.1	1.7	1.6
Avg. Stride Freq. [Hz]	2.3	2.5	2.4	2.4	2.4	2.4	2.3
Avg. Stride Length [m]	5.8	7.3	7.2	7.2	7.1	7.0	6.9



- [] Ranking at each section and finish
- .-.- No data available at this section
- NA No data available



Horse/Jockey Name	Star Anthem
Final Rank	4
Fastest Section Time (Section)	0:11.10 (1200m)
Top Speed [km/h] (Section)	65.7 (1200m)
Race State	Finished



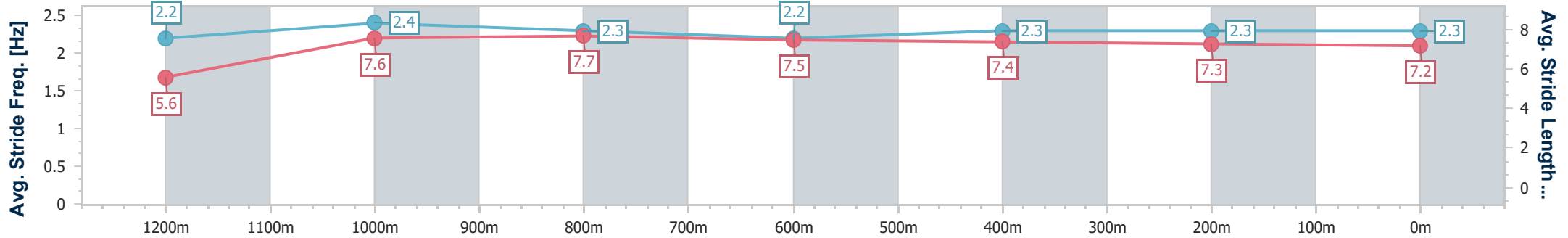
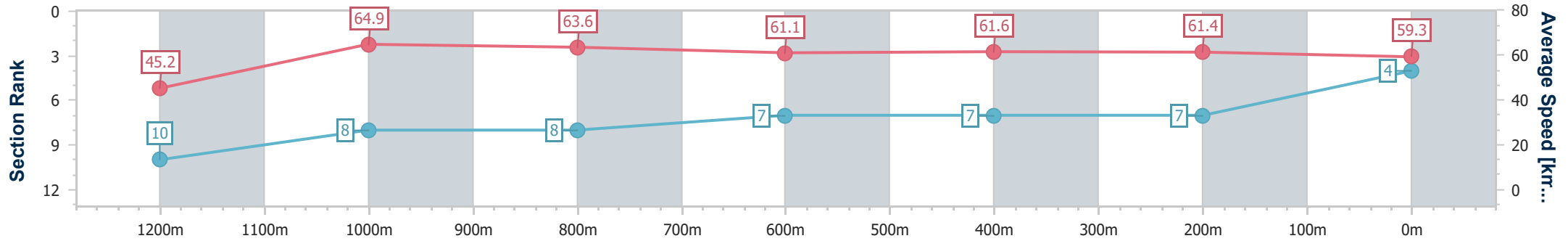
Ipswich QLD Professional
 Race 6: SCHWEPPE'S Colts, Geldings and Entires BM58
 Handicap - 1350m



01 November 2024 - 16:42

Track Rating: Good 4, Weather: Fine, Rail Position: +8m Entire

Section	Overall	1200m	1000m	800m	600m	400m	200m
Section Times	1:21.46 [4] (0:11.94)	1:09.52 [10] (0:11.10)	0:58.42 [8] (0:11.28)	0:47.14 [8] (0:11.77)	0:35.37 [7] (0:11.56)	0:23.81 [7] (0:11.68)	0:12.13 [7] (0:12.13)
Average Speed [km/h]	45.2	64.9	63.6	61.1	61.6	61.4	59.3
Top Speed [km/h]	64.7	65.7	65.7	61.8	63.5	62.3	61.1
Avg. Dist. to Rail [m]	3.7	0.9	0.8	1.3	1.7	0.9	0.6
Avg. Stride Freq. [Hz]	2.2	2.4	2.3	2.2	2.3	2.3	2.3
Avg. Stride Length [m]	5.6	7.6	7.7	7.5	7.4	7.3	7.2



- [] Ranking at each section and finish
- .-.- No data available at this section
- NA No data available



Horse/Jockey Name	Watermelon
Final Rank	5
Fastest Section Time (Section)	0:11.08 (1200m)
Top Speed [km/h] (Section)	65.8 (1200m)
Race State	Finished



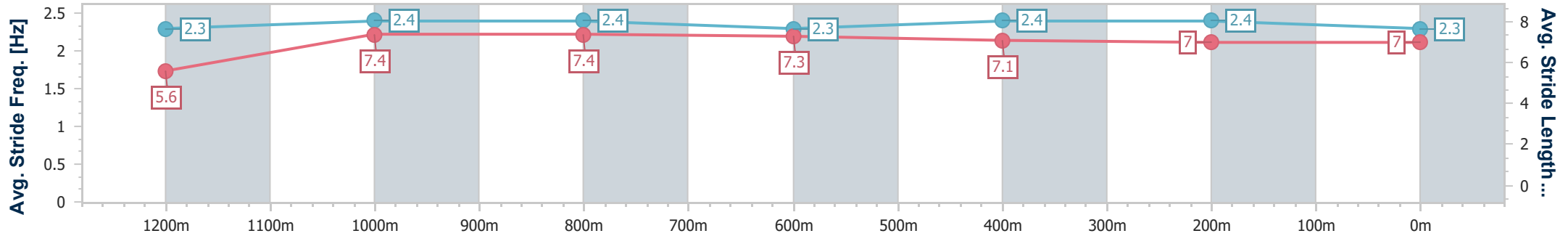
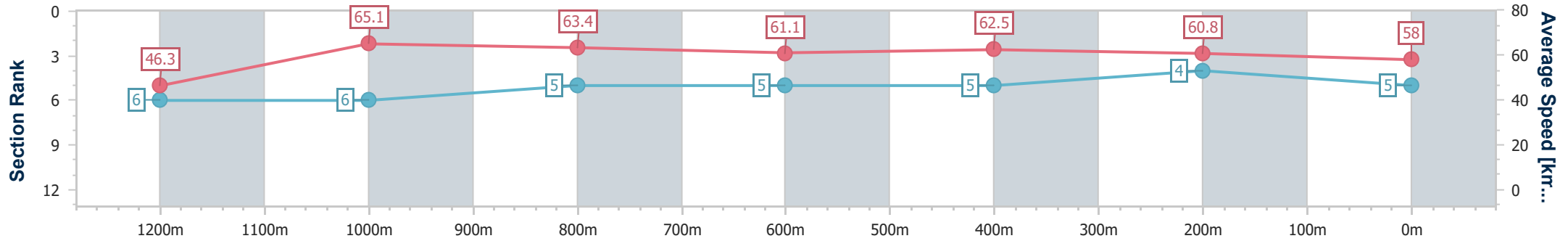
Ipswich QLD Professional
 Race 6: SCHWEPPE'S Colts, Geldings and Entires BM58
 Handicap - 1350m



01 November 2024 - 16:42

Track Rating: Good 4, Weather: Fine, Rail Position: +8m Entire

Section	Overall	1200m	1000m	800m	600m	400m	200m
Section Times	1:21.48 [5] (0:11.67)	1:09.81 [6] (0:11.08)	0:58.73 [6] (0:11.31)	0:47.42 [5] (0:11.71)	0:35.71 [5] (0:11.45)	0:24.26 [5] (0:11.82)	0:12.44 [4] (0:12.44)
Average Speed [km/h]	46.3	65.1	63.4	61.1	62.5	60.8	58.0
Top Speed [km/h]	63.3	65.8	65.0	62.6	63.6	62.4	59.4
Avg. Dist. to Rail [m]	1.8	0.8	1.1	1.4	1.5	0.4	2.6
Avg. Stride Freq. [Hz]	2.3	2.4	2.4	2.3	2.4	2.4	2.3
Avg. Stride Length [m]	5.6	7.4	7.4	7.3	7.1	7.0	7.0



- [] Ranking at each section and finish
- .-.- No data available at this section
- NA No data available



Horse/Jockey Name	Bambalam
Final Rank	6
Fastest Section Time (Section)	0:11.21 (1200m)
Top Speed [km/h] (Section)	64.9 (1200m)
Race State	Finished



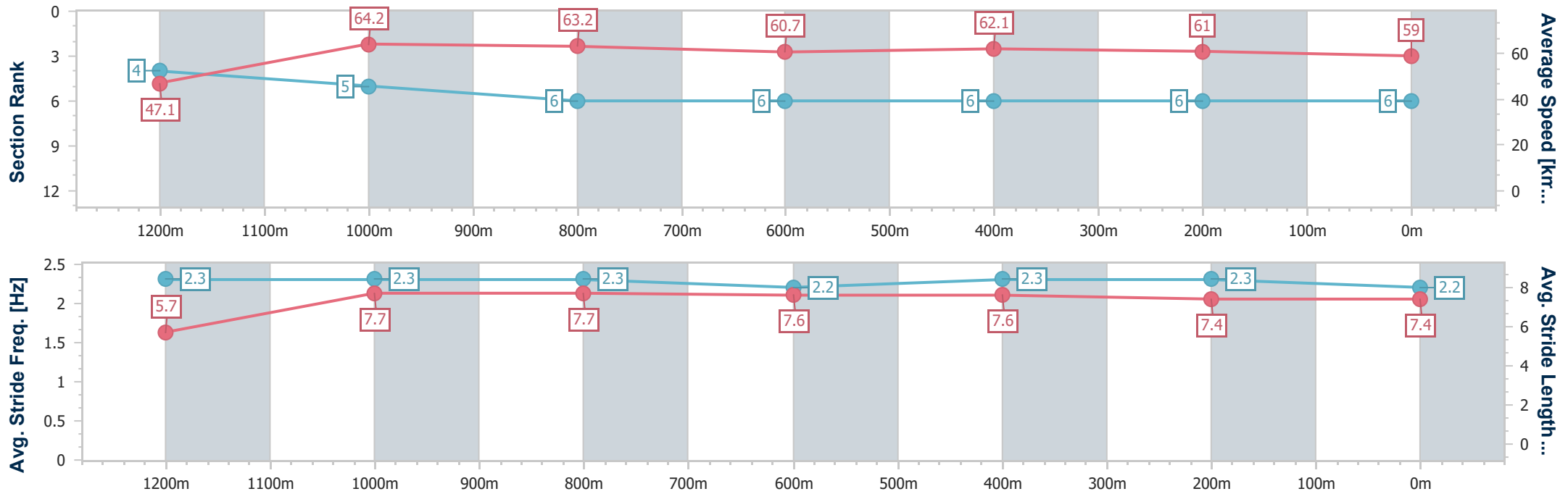
Ipswich QLD Professional
 Race 6: SCHWEPPE'S Colts, Geldings and Entires BM58
 Handicap - 1350m



01 November 2024 - 16:42

Track Rating: Good 4, Weather: Fine, Rail Position: +8m Entire

Section	Overall	1200m	1000m	800m	600m	400m	200m
Section Times	1:21.51 [6] (0:11.48)	1:10.03 [4] (0:11.21)	0:58.82 [5] (0:11.42)	0:47.40 [6] (0:11.79)	0:35.61 [6] (0:11.59)	0:24.02 [6] (0:11.81)	0:12.21 [6] (0:12.21)
Average Speed [km/h]	47.1	64.2	63.2	60.7	62.1	61.0	59.0
Top Speed [km/h]	63.1	64.9	64.3	61.7	62.4	61.8	61.2
Avg. Dist. to Rail [m]	0.8	0.5	0.3	0.6	0.7	1.5	4.5
Avg. Stride Freq. [Hz]	2.3	2.3	2.3	2.2	2.3	2.3	2.2
Avg. Stride Length [m]	5.7	7.7	7.7	7.6	7.6	7.4	7.4



- [] Ranking at each section and finish
- .-.- No data available at this section
- NA No data available



Horse/Jockey Name	Capital Cee
Final Rank	7
Fastest Section Time (Section)	0:11.20 (1200m)
Top Speed [km/h] (Section)	65.0 (1200m)
Race State	Finished



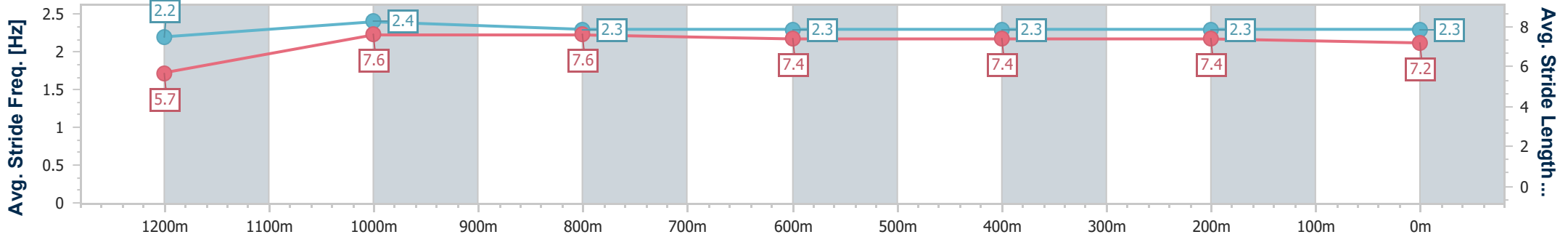
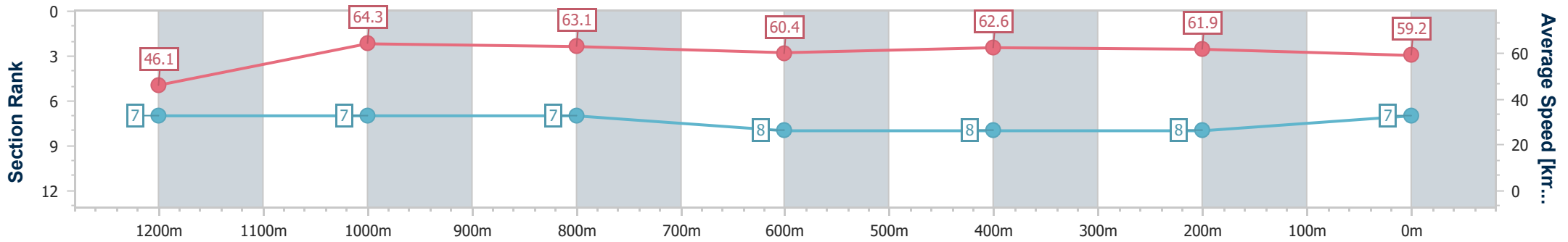
Ipswich QLD Professional
 Race 6: SCHWEPPEES Colts, Geldings and Entires BM58
 Handicap - 1350m



01 November 2024 - 16:42

Track Rating: Good 4, Weather: Fine, Rail Position: +8m Entire

Section	Overall	1200m	1000m	800m	600m	400m	200m
Section Times	1:21.52 [7] (0:11.68)	1:09.84 [7] (0:11.20)	0:58.64 [7] (0:11.41)	0:47.23 [7] (0:11.87)	0:35.36 [8] (0:11.53)	0:23.83 [8] (0:11.69)	0:12.14 [8] (0:12.14)
Average Speed [km/h]	46.1	64.3	63.1	60.4	62.6	61.9	59.2
Top Speed [km/h]	62.8	65.0	64.2	61.2	63.2	63.2	61.3
Avg. Dist. to Rail [m]	2.1	0.3	0.1	0.6	0.4	2.3	5.4
Avg. Stride Freq. [Hz]	2.2	2.4	2.3	2.3	2.3	2.3	2.3
Avg. Stride Length [m]	5.7	7.6	7.6	7.4	7.4	7.4	7.2



- [] Ranking at each section and finish
- .-.- No data available at this section
- NA No data available



Horse/Jockey Name	Del Campo
Final Rank	8
Fastest Section Time (Section)	0:11.29 (1200m)
Top Speed [km/h] (Section)	64.4 (1200m)
Race State	Finished



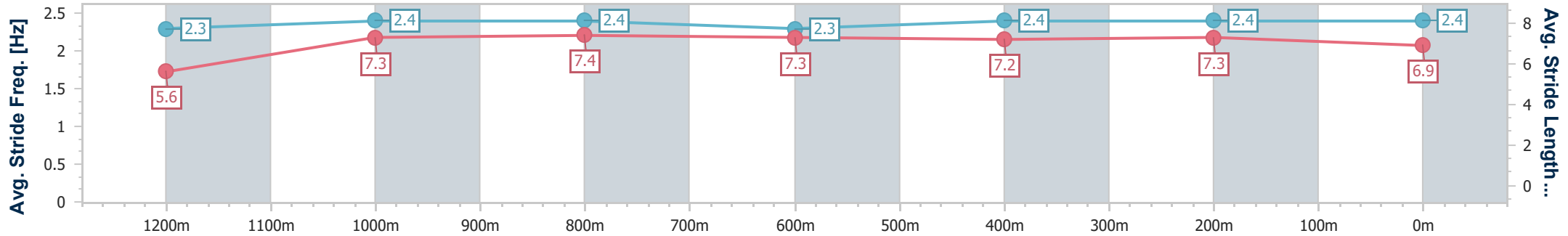
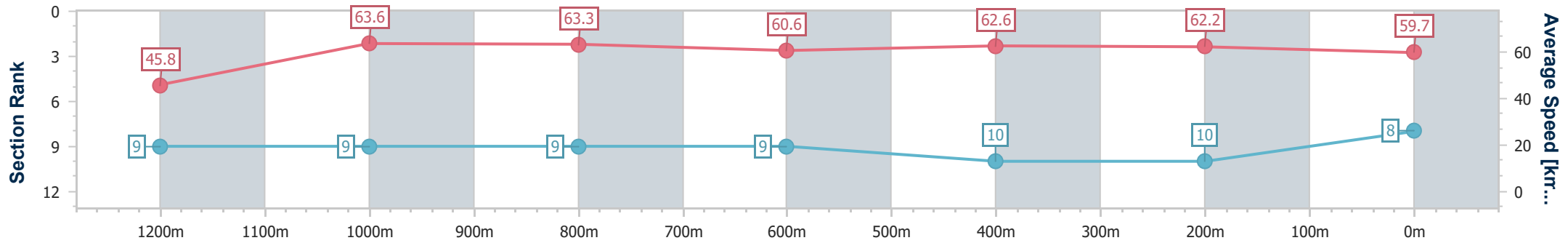
Ipswich QLD Professional
 Race 6: SCHWEPPE'S Colts, Geldings and Entires BM58
 Handicap - 1350m



01 November 2024 - 16:42

Track Rating: Good 4, Weather: Fine, Rail Position: +8m Entire

Section	Overall	1200m	1000m	800m	600m	400m	200m
Section Times	1:21.64 [8] (0:11.84)	1:09.80 [9] (0:11.29)	0:58.51 [9] (0:11.39)	0:47.12 [9] (0:11.86)	0:35.26 [9] (0:11.48)	0:23.78 [10] (0:11.71)	0:12.07 [10] (0:12.07)
Average Speed [km/h]	45.8	63.6	63.3	60.6	62.6	62.2	59.7
Top Speed [km/h]	62.7	64.4	64.4	62.0	63.6	63.2	61.7
Avg. Dist. to Rail [m]	1.0	0.4	0.3	0.5	0.4	2.9	6.8
Avg. Stride Freq. [Hz]	2.3	2.4	2.4	2.3	2.4	2.4	2.4
Avg. Stride Length [m]	5.6	7.3	7.4	7.3	7.2	7.3	6.9



- [] Ranking at each section and finish
- .-.- No data available at this section
- NA No data available



Horse/Jockey Name	Nails And Pride
Final Rank	9
Fastest Section Time (Section)	0:11.12 (1200m)
Top Speed [km/h] (Section)	65.7 (1000m)
Race State	Finished



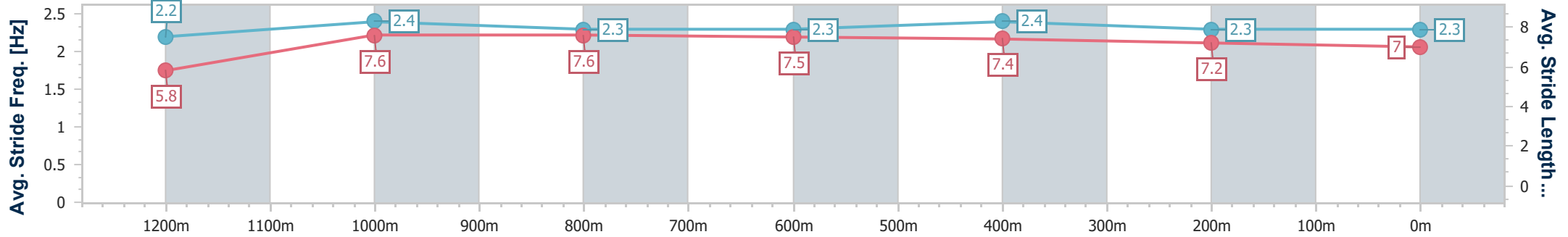
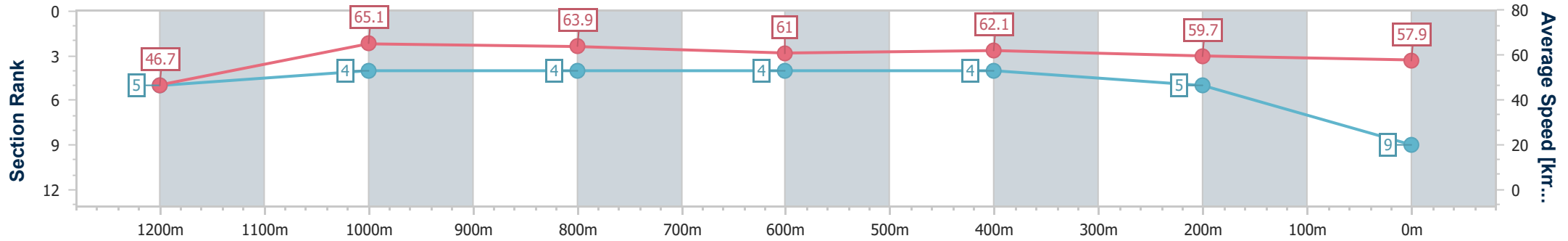
Ipswich QLD Professional
 Race 6: SCHWEPPE'S Colts, Geldings and Entires BM58
 Handicap - 1350m



01 November 2024 - 16:42

Track Rating: Good 4, Weather: Fine, Rail Position: +8m Entire

Section	Overall	1200m	1000m	800m	600m	400m	200m
Section Times	1:21.72 [9] (0:11.52)	1:10.20 [5] (0:11.12)	0:59.08 [4] (0:11.24)	0:47.84 [4] (0:11.79)	0:36.05 [4] (0:11.55)	0:24.50 [4] (0:12.02)	0:12.48 [5] (0:12.48)
Average Speed [km/h]	46.7	65.1	63.9	61.0	62.1	59.7	57.9
Top Speed [km/h]	65.3	65.6	65.7	61.6	63.0	61.6	59.4
Avg. Dist. to Rail [m]	3.6	1.1	0.5	0.7	0.9	0.6	2.3
Avg. Stride Freq. [Hz]	2.2	2.4	2.3	2.3	2.4	2.3	2.3
Avg. Stride Length [m]	5.8	7.6	7.6	7.5	7.4	7.2	7.0



- [] Ranking at each section and finish
- .-.- No data available at this section
- NA No data available



Horse/Jockey Name	Claudius
Final Rank	10
Fastest Section Time (Section)	0:11.40 (600m)
Top Speed [km/h] (Section)	64.3 (1000m)
Race State	Finished



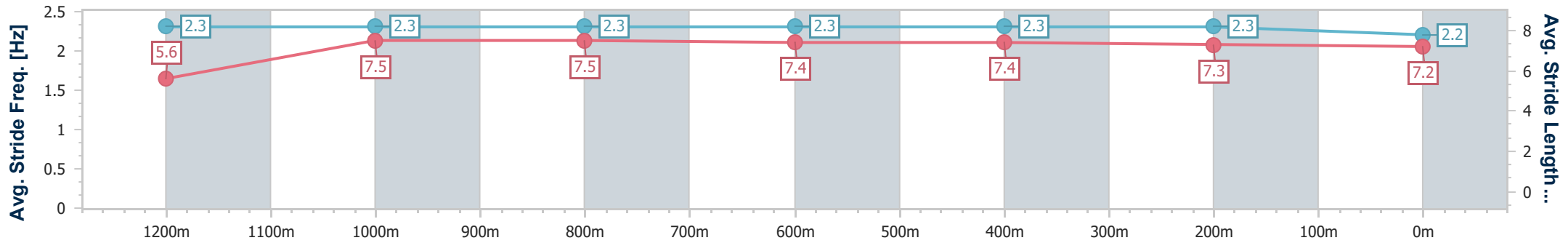
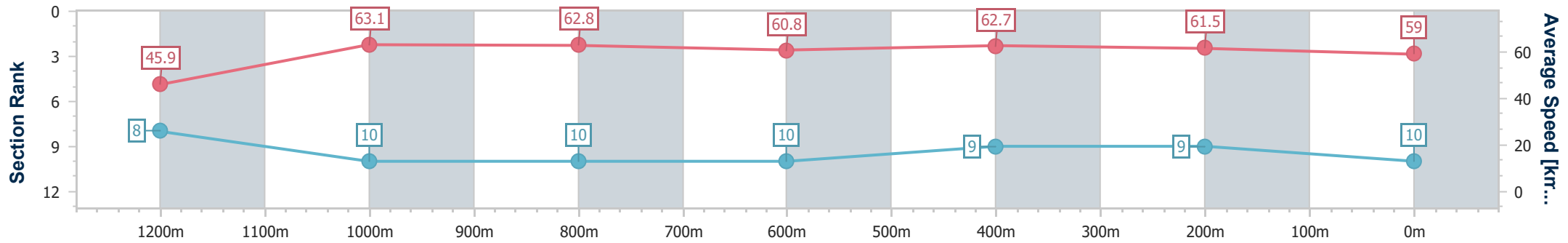
Ipswich QLD Professional
 Race 6: SCHWEPPE'S Colts, Geldings and Entires BM58
 Handicap - 1350m



01 November 2024 - 16:42

Track Rating: Good 4, Weather: Fine, Rail Position: +8m Entire

Section	Overall	1200m	1000m	800m	600m	400m	200m
Section Times	1:21.74 [10] (0:11.80)	1:09.94 [8] (0:11.44)	0:58.50 [10] (0:11.44)	0:47.06 [10] (0:11.77)	0:35.29 [10] (0:11.40)	0:23.89 [9] (0:11.71)	0:12.18 [9] (0:12.18)
Average Speed [km/h]	45.9	63.1	62.8	60.8	62.7	61.5	59.0
Top Speed [km/h]	63.0	64.0	64.3	63.3	63.8	62.7	61.3
Avg. Dist. to Rail [m]	2.8	1.7	1.0	1.3	1.7	1.0	1.0
Avg. Stride Freq. [Hz]	2.3	2.3	2.3	2.3	2.3	2.3	2.2
Avg. Stride Length [m]	5.6	7.5	7.5	7.4	7.4	7.3	7.2



- [] Ranking at each section and finish
- .-.- No data available at this section
- NA No data available

Track Rating: Good 4, Weather: Fine, Rail Position: +8m Entire

Section		Overall	1600m	1400m	1200m	1000m	800m	600m	Last 600m				
Field Times		1:45.50 (0:09.09)	1:36.41 (0:11.62)	1:24.79 (0:11.76)	1:13.03 (0:12.60)	1:00.43 (0:12.70)	0:47.73 (0:11.88)	0:35.85 (0:11.75)	0:35.85				
Rank	TAB Horse/Jockey	Barrier	Top Speed [km/h]	Fastest Section									Distance Travelled [m]
1	6 TOOLATEMATE Boris Thornton	1	63.4 600m	0:09.24 Overall	1:45.50 [1] (0:09.24)	1:36.26 [4] (0:12.21)	1:24.05 [4] (0:12.08)	1:11.97 [4] (0:12.38)	0:59.59 [5] (0:12.61)	0:46.98 [5] (0:11.76)	0:35.22 [5] (0:11.57)	0:35.22	
2	12 CLASSIQUE GAL Samantha Collett	7	63.8 600m	0:09.24 Overall	1:45.65 [2] (0:09.24)	1:36.41 [5] (0:12.21)	1:24.20 [5] (0:12.08)	1:12.12 [5] (0:12.27)	0:59.85 [4] (0:12.49)	0:47.36 [4] (0:11.65)	0:35.71 [3] (0:11.58)	0:35.71	+2
3	5 SOKUDO Corey Sutherland	5	63.6 600m	0:09.99 Overall	1:45.78 [3] (0:09.99)	1:35.79 [9] (0:12.28)	1:23.51 [9] (0:12.00)	1:11.51 [9] (0:12.38)	0:59.13 [9] (0:12.53)	0:46.60 [9] (0:11.79)	0:34.81 [9] (0:11.42)	0:34.81	+3
4	8 TWISTED MISTRESS Jason Taylor	9	62.9 1600m	0:09.11 Overall	1:45.79 [4] (0:09.11)	1:36.68 [2] (0:11.60)	1:25.08 [1] (0:11.76)	1:13.32 [1] (0:12.60)	1:00.72 [1] (0:12.70)	0:48.02 [1] (0:11.88)	0:36.14 [1] (0:11.75)	0:36.14	-3
5	1 DUPONT Mark Du Plessis	3	62.5 600m	0:09.15 Overall	1:45.85 [5] (0:09.15)	1:36.70 [3] (0:12.01)	1:24.69 [3] (0:11.88)	1:12.81 [2] (0:12.37)	1:00.44 [2] (0:12.65)	0:47.79 [2] (0:11.84)	0:35.95 [2] (0:11.60)	0:35.95	-2
6	4 BLUEPRINT Luke Tarrant	8	62.0 600m	0:09.09 Overall	1:46.02 [6] (0:09.09)	1:36.93 [1] (0:12.01)	1:24.92 [2] (0:12.08)	1:12.84 [3] (0:12.52)	1:00.32 [3] (0:12.56)	0:47.76 [3] (0:11.82)	0:35.94 [4] (0:11.66)	0:35.94	-2
7	11 EMBOLDEN Martin Harley	2	64.0 600m	0:09.49 Overall	1:46.41 [7] (0:09.49)	1:36.92 [7] (0:12.22)	1:24.70 [7] (0:12.11)	1:12.59 [7] (0:12.41)	1:00.18 [7] (0:12.61)	0:47.57 [7] (0:11.84)	0:35.73 [8] (0:11.37)	0:35.73	-1
8	13 SAYS WHO Nathan Thomas	4	62.3 600m	0:09.78 Overall	1:47.32 [8] (0:09.78)	1:37.54 [8] (0:12.17)	1:25.37 [8] (0:12.09)	1:13.28 [8] (0:12.34)	1:00.94 [8] (0:12.50)	0:48.44 [8] (0:11.79)	0:36.65 [7] (0:11.74)	0:36.65	+1
9	3 HOTFOOT PERFORMER Georgina Cartwright	6	62.7 800m	0:09.43 Overall	1:49.19 [9] (0:09.43)	1:39.76 [6] (0:12.24)	1:27.52 [6] (0:12.10)	1:15.42 [6] (0:12.31)	1:03.11 [6] (0:12.49)	0:50.62 [6] (0:11.76)	0:38.86 [6] (0:11.74)	0:38.86	+3

Scratched: Aristella (#9), Maurizma (#7), Gulf Of Sidra (#10), Flying Bat (#2)

Track Rating: Good 4, Weather: Fine, Rail Position: +8m Entire

Section				400m	200m			Last 600m			
Field Times				0:24.10 (0:11.92)	0:12.18 (0:12.18)			0:35.85			
Rank	TAB	Horse/Jockey	Barrier	Top Speed [km/h]	Fastest Section	Margin				Distance Travelled [m]	
1	6	TOOLATEMATE Boris Thornton	1	63.4 600m	0:09.24 Overall	0:23.65 [5] (0:11.72)	0:11.93 [4] (0:11.93)	1:45.50		0:35.22	
2	12	CLASSIQUE GAL Samantha Collett	7	63.8 600m	0:09.24 Overall	0:24.13 [3] (0:11.87)	0:12.26 [2] (0:12.26)	0.85L		0:35.71	+2
3	5	SOKUDO Corey Sutherland	5	63.6 600m	0:09.99 Overall	0:23.39 [8] (0:11.74)	0:11.65 [7] (0:11.65)	1.65L		0:34.81	+3
4	8	TWISTED MISTRESS Jason Taylor	9	62.9 1600m	0:09.11 Overall	0:24.39 [1] (0:11.92)	0:12.47 [1] (0:12.47)	1.68L		0:36.14	-3
5	1	DUPONT Mark Du Plessis	3	62.5 600m	0:09.15 Overall	0:24.35 [2] (0:11.93)	0:12.42 [3] (0:12.42)	2.06L		0:35.95	-2
6	4	BLUEPRINT Luke Tarrant	8	62.0 600m	0:09.09 Overall	0:24.28 [4] (0:11.86)	0:12.42 [5] (0:12.42)	3.03L		0:35.94	-2
7	11	EMBOLDEN Martin Harley	2	64.0 600m	0:09.49 Overall	0:24.36 [6] (0:11.87)	0:12.49 [6] (0:12.49)	5.34L		0:35.73	-1
8	13	SAYS WHO Nathan Thomas	4	62.3 600m	0:09.78 Overall	0:24.91 [9] (0:12.17)	0:12.74 [9] (0:12.74)	10.69L		0:36.65	+1
9	3	HOTFOOT PERFORMER Georgina Cartwright	6	62.7 800m	0:09.43 Overall	0:27.12 [7] (0:12.50)	0:14.62 [8] (0:14.62)	21.72L		0:38.86	+3

Scratched: Aristella (#9), Maurizma (#7), Gulf Of Sidra (#10), Flying Bat (#2)



Horse/Jockey Name	Toolatamate
Final Rank	1
Fastest Section Time (Section)	0:09.24 (Overall)
Top Speed [km/h] (Section)	63.4 (600m)
Race State	Finished



Ipswich QLD Professional

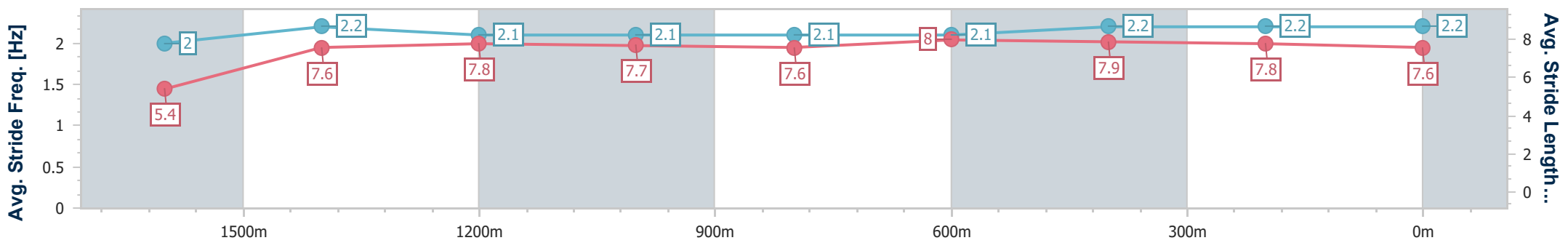
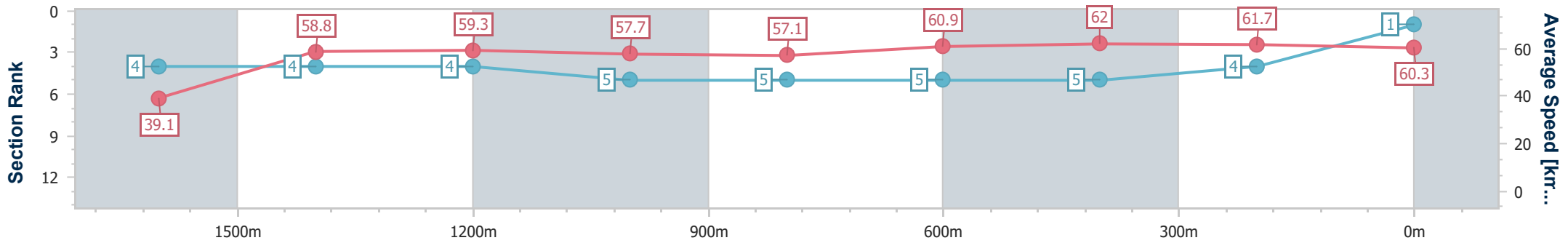
Race 7: DON MOORE MEMORIAL 0 - 58 Handicap - 1700m

01 November 2024 - 17:22



Track Rating: Good 4, Weather: Fine, Rail Position: +8m Entire

Section	Overall	1600m	1400m	1200m	1000m	800m	600m	400m	200m
Section Times	1:45.50 [1] (0:09.24)	1:36.26 [4] (0:12.21)	1:24.05 [4] (0:12.08)	1:11.97 [4] (0:12.38)	0:59.59 [5] (0:12.61)	0:46.98 [5] (0:11.76)	0:35.22 [5] (0:11.57)	0:23.65 [5] (0:11.72)	0:11.93 [4] (0:11.93)
Average Speed [km/h]	39.1	58.8	59.3	57.7	57.1	60.9	62.0	61.7	60.3
Top Speed [km/h]	57.0	59.4	59.6	59.1	59.2	63.4	63.4	62.2	62.3
Avg. Dist. to Rail [m]	2.0	1.8	1.9	1.3	0.9	1.2	0.4	1.3	2.0
Avg. Stride Freq. [Hz]	2.0	2.2	2.1	2.1	2.1	2.1	2.2	2.2	2.2
Avg. Stride Length [m]	5.4	7.6	7.8	7.7	7.6	8.0	7.9	7.8	7.6



- [] Ranking at each section and finish
- .-.- No data available at this section
- NA No data available



Horse/Jockey Name	Classique Gal
Final Rank	2
Fastest Section Time (Section)	0:09.24 (Overall)
Top Speed [km/h] (Section)	63.8 (600m)
Race State	Finished



Ipswich QLD Professional

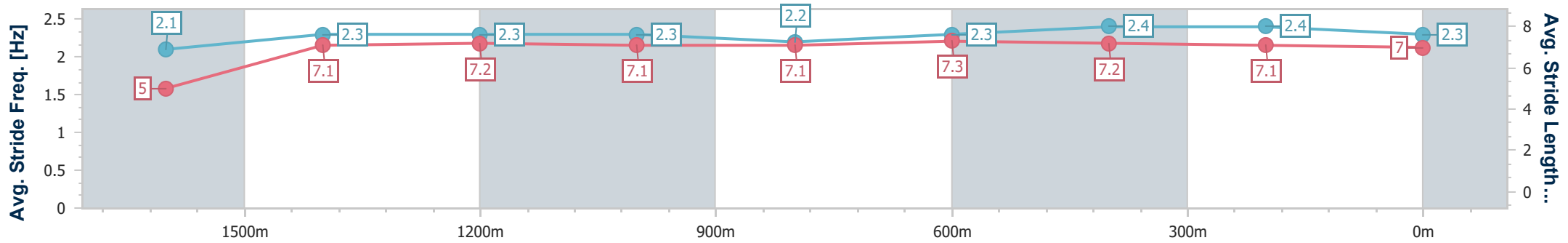
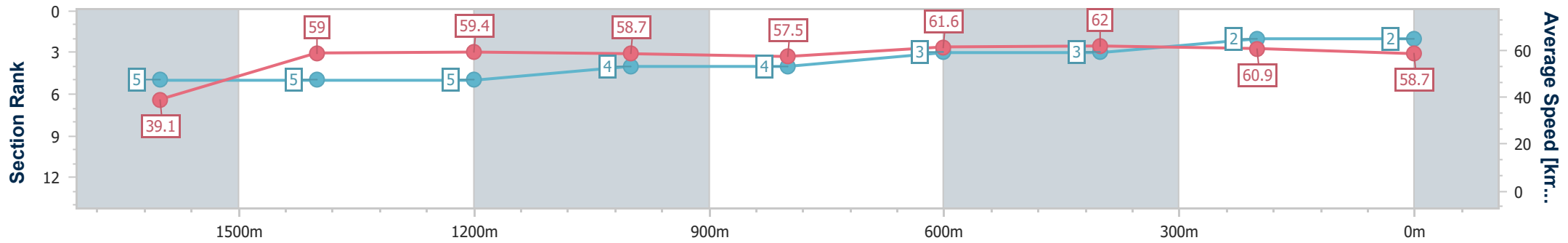
Race 7: DON MOORE MEMORIAL 0 - 58 Handicap - 1700m

01 November 2024 - 17:22



Track Rating: Good 4, Weather: Fine, Rail Position: +8m Entire

Section	Overall	1600m	1400m	1200m	1000m	800m	600m	400m	200m
Section Times	1:45.65 [2] (0:09.24)	1:36.41 [5] (0:12.21)	1:24.20 [5] (0:12.08)	1:12.12 [5] (0:12.27)	0:59.85 [4] (0:12.49)	0:47.36 [4] (0:11.65)	0:35.71 [3] (0:11.58)	0:24.13 [3] (0:11.87)	0:12.26 [2] (0:12.26)
Average Speed [km/h]	39.1	59.0	59.4	58.7	57.5	61.6	62.0	60.9	58.7
Top Speed [km/h]	59.2	59.7	60.6	59.6	58.9	63.7	63.8	61.7	60.6
Avg. Dist. to Rail [m]	6.7	0.9	0.3	0.4	0.9	0.9	0.3	0.4	0.7
Avg. Stride Freq. [Hz]	2.1	2.3	2.3	2.3	2.2	2.3	2.4	2.4	2.3
Avg. Stride Length [m]	5.0	7.1	7.2	7.1	7.1	7.3	7.2	7.1	7.0



- [] Ranking at each section and finish
- .-.- No data available at this section
- NA No data available



Horse/Jockey Name	Sokudo
Final Rank	3
Fastest Section Time (Section)	0:09.99 (Overall)
Top Speed [km/h] (Section)	63.6 (600m)
Race State	Finished



Ipswich QLD Professional

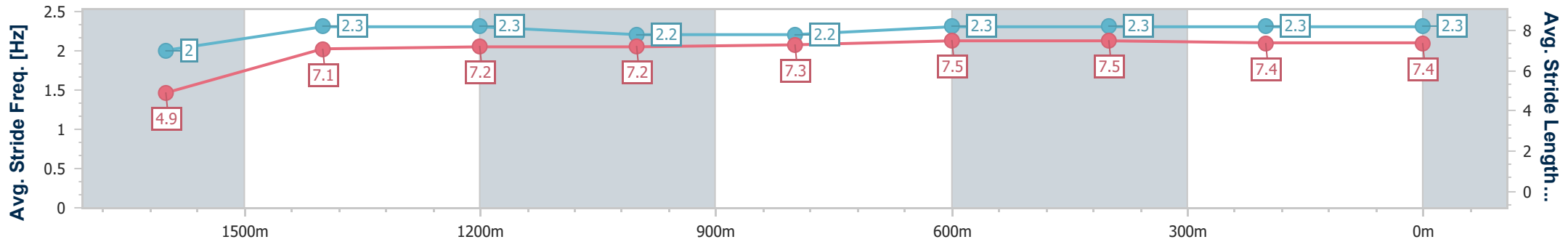
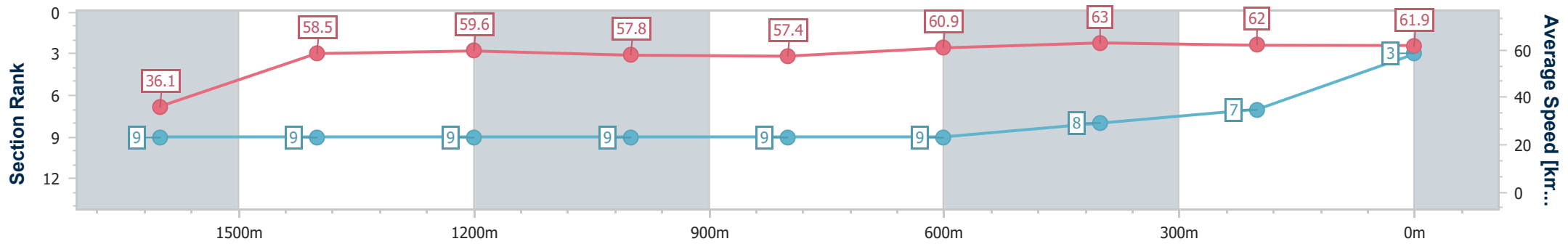
Race 7: DON MOORE MEMORIAL 0 - 58 Handicap - 1700m

01 November 2024 - 17:22



Track Rating: Good 4, Weather: Fine, Rail Position: +8m Entire

Section	Overall	1600m	1400m	1200m	1000m	800m	600m	400m	200m
Section Times	1:45.78 [3] (0:09.99)	1:35.79 [9] (0:12.28)	1:23.51 [9] (0:12.00)	1:11.51 [9] (0:12.38)	0:59.13 [9] (0:12.53)	0:46.60 [9] (0:11.79)	0:34.81 [9] (0:11.42)	0:23.39 [8] (0:11.74)	0:11.65 [7] (0:11.65)
Average Speed [km/h]	36.1	58.5	59.6	57.8	57.4	60.9	63.0	62.0	61.9
Top Speed [km/h]	57.5	59.8	60.7	59.5	59.1	62.8	63.6	63.4	63.4
Avg. Dist. to Rail [m]	5.2	0.7	1.8	1.0	0.7	0.9	0.3	3.6	5.2
Avg. Stride Freq. [Hz]	2.0	2.3	2.3	2.2	2.2	2.3	2.3	2.3	2.3
Avg. Stride Length [m]	4.9	7.1	7.2	7.2	7.3	7.5	7.5	7.4	7.4



- [] Ranking at each section and finish
- .-.- No data available at this section
- NA No data available



Horse/Jockey Name	Twisted Mistress
Final Rank	4
Fastest Section Time (Section)	0:09.11 (Overall)
Top Speed [km/h] (Section)	62.9 (1600m)
Race State	Finished



Ipswich QLD Professional

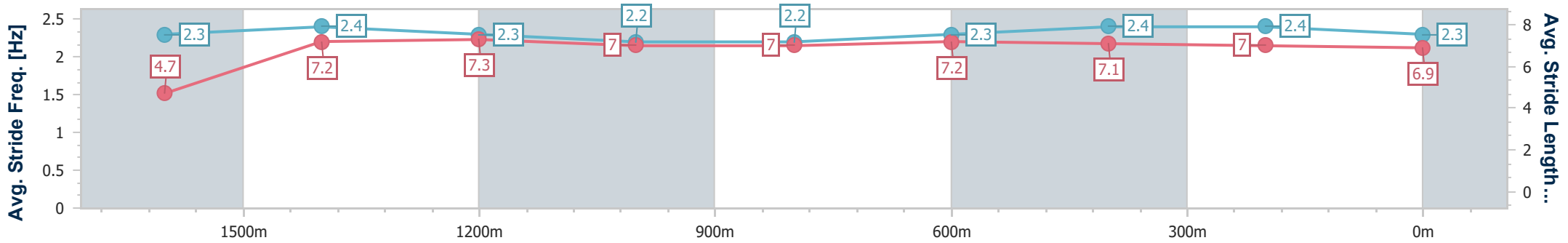
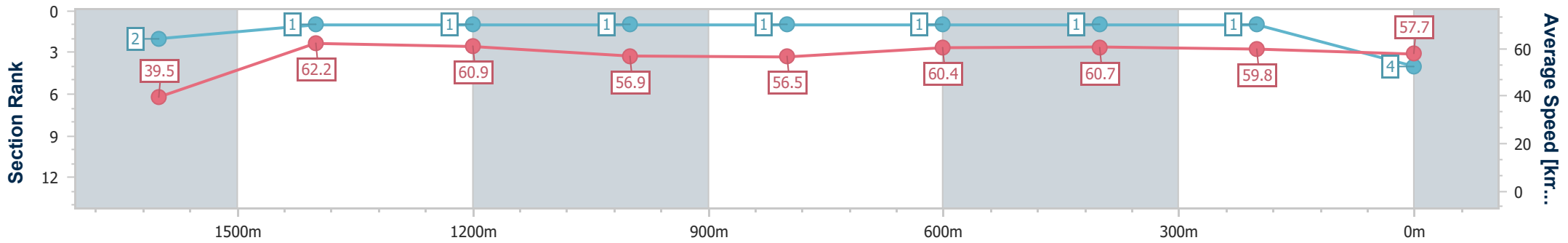
Race 7: DON MOORE MEMORIAL 0 - 58 Handicap - 1700m

01 November 2024 - 17:22



Track Rating: Good 4, Weather: Fine, Rail Position: +8m Entire

Section	Overall	1600m	1400m	1200m	1000m	800m	600m	400m	200m
Section Times	1:45.79 [4] (0:09.11)	1:36.68 [2] (0:11.60)	1:25.08 [1] (0:11.76)	1:13.32 [1] (0:12.60)	1:00.72 [1] (0:12.70)	0:48.02 [1] (0:11.88)	0:36.14 [1] (0:11.75)	0:24.39 [1] (0:11.92)	0:12.47 [1] (0:12.47)
Average Speed [km/h]	39.5	62.2	60.9	56.9	56.5	60.4	60.7	59.8	57.7
Top Speed [km/h]	61.2	62.9	61.7	59.6	58.3	61.2	61.2	60.7	59.2
Avg. Dist. to Rail [m]	9.7	3.2	1.2	1.1	1.3	1.4	2.0	2.3	2.3
Avg. Stride Freq. [Hz]	2.3	2.4	2.3	2.2	2.2	2.3	2.4	2.4	2.3
Avg. Stride Length [m]	4.7	7.2	7.3	7.0	7.0	7.2	7.1	7.0	6.9



- [] Ranking at each section and finish
- .-.- No data available at this section
- NA No data available



Horse/Jockey Name	Dupont
Final Rank	5
Fastest Section Time (Section)	0:09.15 (Overall)
Top Speed [km/h] (Section)	62.5 (600m)
Race State	Finished



Ipswich QLD Professional

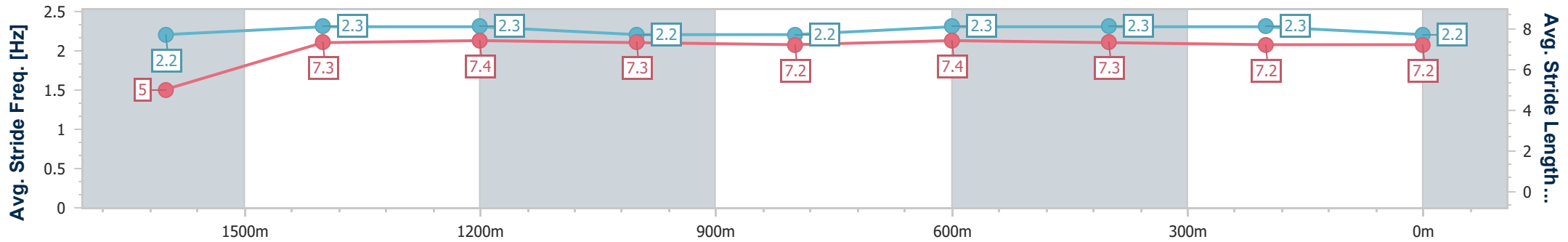
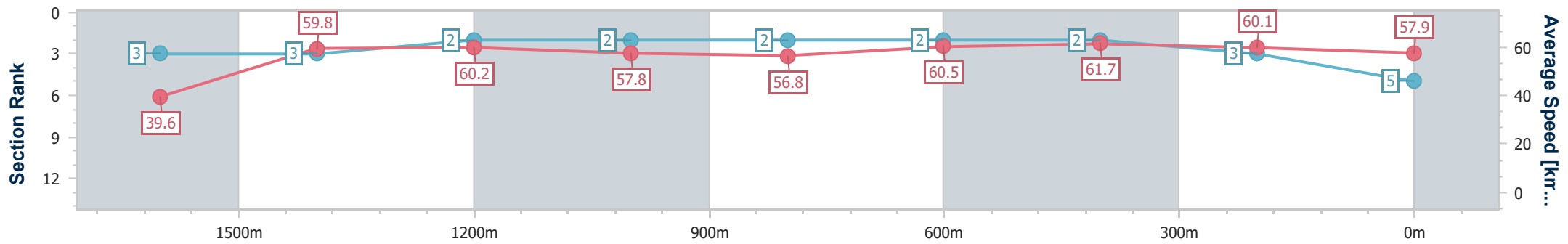
Race 7: DON MOORE MEMORIAL 0 - 58 Handicap - 1700m

01 November 2024 - 17:22



Track Rating: Good 4, Weather: Fine, Rail Position: +8m Entire

Section	Overall	1600m	1400m	1200m	1000m	800m	600m	400m	200m
Section Times	1:45.85 [5] (0:09.15)	1:36.70 [3] (0:12.01)	1:24.69 [3] (0:11.88)	1:12.81 [2] (0:12.37)	1:00.44 [2] (0:12.65)	0:47.79 [2] (0:11.84)	0:35.95 [2] (0:11.60)	0:24.35 [2] (0:11.93)	0:12.42 [3] (0:12.42)
Average Speed [km/h]	39.6	59.8	60.2	57.8	56.8	60.5	61.7	60.1	57.9
Top Speed [km/h]	58.7	60.7	60.9	60.5	57.9	62.0	62.5	61.6	59.5
Avg. Dist. to Rail [m]	4.1	1.0	1.9	1.2	0.9	1.6	1.2	1.0	0.6
Avg. Stride Freq. [Hz]	2.2	2.3	2.3	2.2	2.2	2.3	2.3	2.3	2.2
Avg. Stride Length [m]	5.0	7.3	7.4	7.3	7.2	7.4	7.3	7.2	7.2



- [] Ranking at each section and finish
- .-.- No data available at this section
- NA No data available



Horse/Jockey Name	Blueprint
Final Rank	6
Fastest Section Time (Section)	0:09.09 (Overall)
Top Speed [km/h] (Section)	62.0 (600m)
Race State	Finished



Ipswich QLD Professional

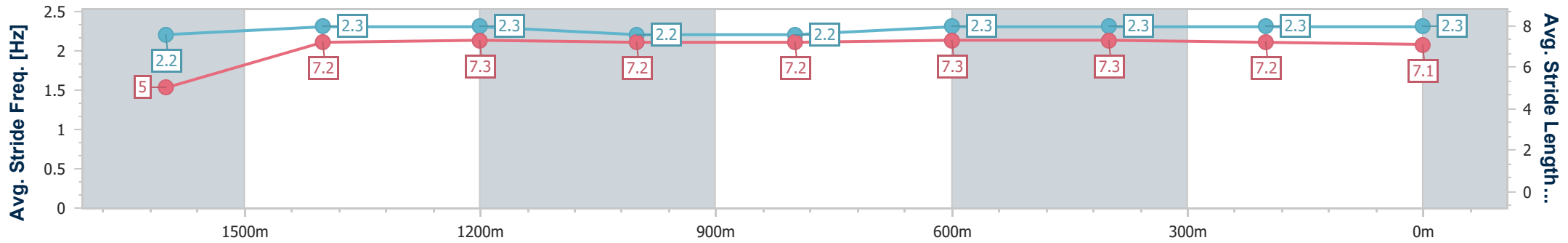
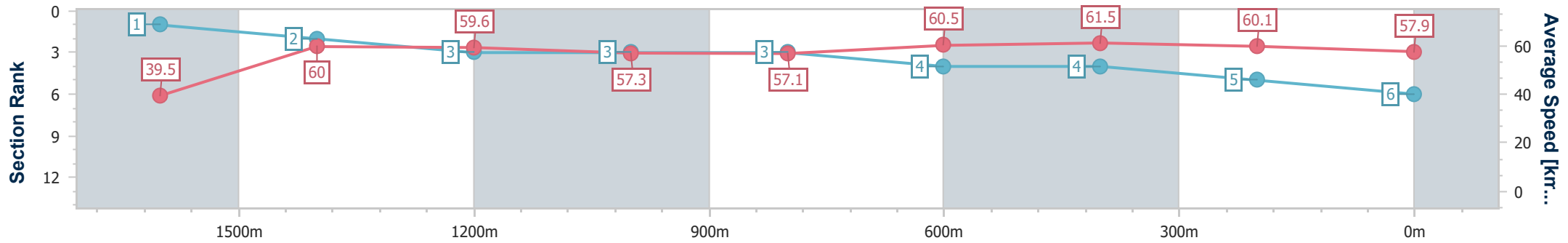
Race 7: DON MOORE MEMORIAL 0 - 58 Handicap - 1700m

01 November 2024 - 17:22



Track Rating: Good 4, Weather: Fine, Rail Position: +8m Entire

Section	Overall	1600m	1400m	1200m	1000m	800m	600m	400m	200m
Section Times	1:46.02 [6] (0:09.09)	1:36.93 [1] (0:12.01)	1:24.92 [2] (0:12.08)	1:12.84 [3] (0:12.52)	1:00.32 [3] (0:12.56)	0:47.76 [3] (0:11.82)	0:35.94 [4] (0:11.66)	0:24.28 [4] (0:11.86)	0:12.42 [5] (0:12.42)
Average Speed [km/h]	39.5	60.0	59.6	57.3	57.1	60.5	61.5	60.1	57.9
Top Speed [km/h]	59.8	61.4	60.3	59.7	58.4	61.8	62.0	61.1	59.8
Avg. Dist. to Rail [m]	7.8	1.2	0.7	0.6	1.1	1.5	2.0	2.1	1.7
Avg. Stride Freq. [Hz]	2.2	2.3	2.3	2.2	2.2	2.3	2.3	2.3	2.3
Avg. Stride Length [m]	5.0	7.2	7.3	7.2	7.2	7.3	7.3	7.2	7.1



- [] Ranking at each section and finish
- .-.- No data available at this section
- NA No data available



Horse/Jockey Name	Embolden
Final Rank	7
Fastest Section Time (Section)	0:09.49 (Overall)
Top Speed [km/h] (Section)	64.0 (600m)
Race State	Finished



Ipswich QLD Professional

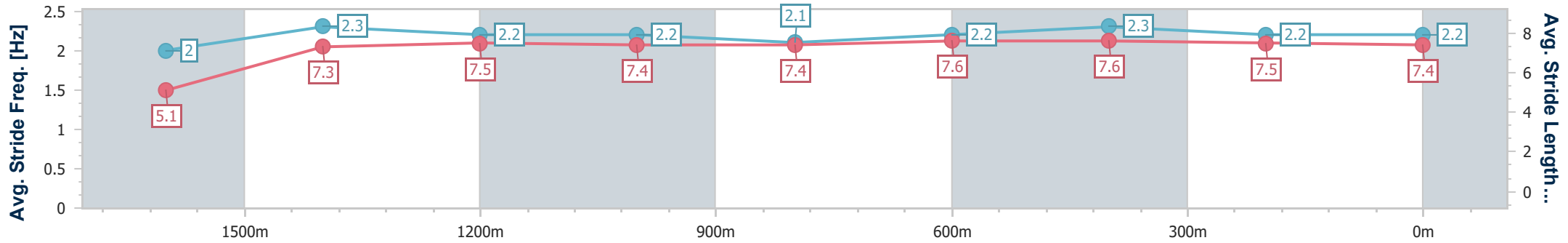
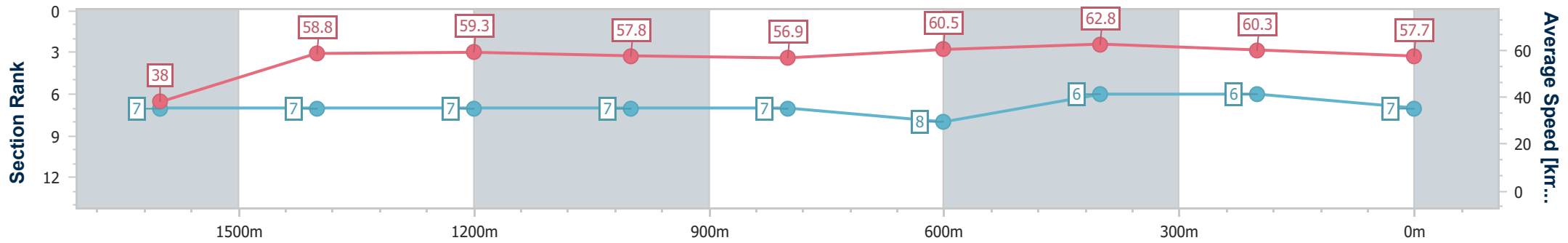
Race 7: DON MOORE MEMORIAL 0 - 58 Handicap - 1700m

01 November 2024 - 17:22



Track Rating: Good 4, Weather: Fine, Rail Position: +8m Entire

Section	Overall	1600m	1400m	1200m	1000m	800m	600m	400m	200m
Section Times	1:46.41 [7] (0:09.49)	1:36.92 [7] (0:12.22)	1:24.70 [7] (0:12.11)	1:12.59 [7] (0:12.41)	1:00.18 [7] (0:12.61)	0:47.57 [7] (0:11.84)	0:35.73 [8] (0:11.37)	0:24.36 [6] (0:11.87)	0:12.49 [6] (0:12.49)
Average Speed [km/h]	38.0	58.8	59.3	57.8	56.9	60.5	62.8	60.3	57.7
Top Speed [km/h]	57.6	59.5	59.6	59.0	58.6	63.1	64.0	61.9	60.1
Avg. Dist. to Rail [m]	2.9	1.2	1.1	0.9	0.9	1.4	1.6	1.2	1.9
Avg. Stride Freq. [Hz]	2.0	2.3	2.2	2.2	2.1	2.2	2.3	2.2	2.2
Avg. Stride Length [m]	5.1	7.3	7.5	7.4	7.4	7.6	7.6	7.5	7.4



- [] Ranking at each section and finish
- .-.- No data available at this section
- NA No data available



Horse/Jockey Name	Says Who
Final Rank	8
Fastest Section Time (Section)	0:09.78 (Overall)
Top Speed [km/h] (Section)	62.3 (600m)
Race State	Finished



Ipswich QLD Professional

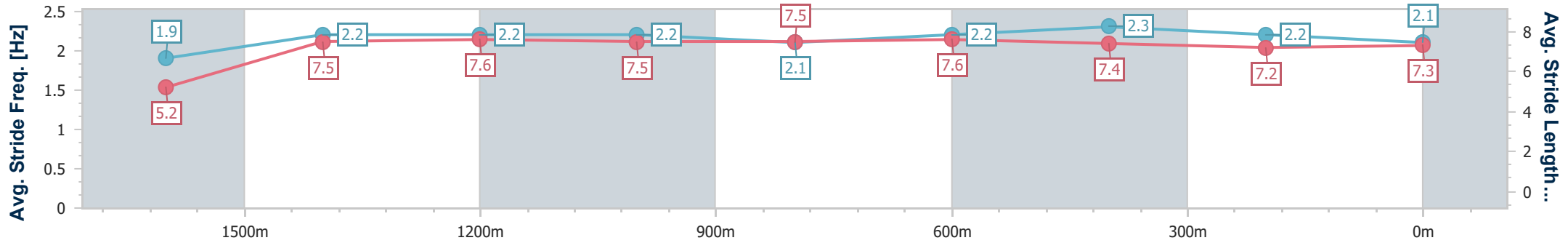
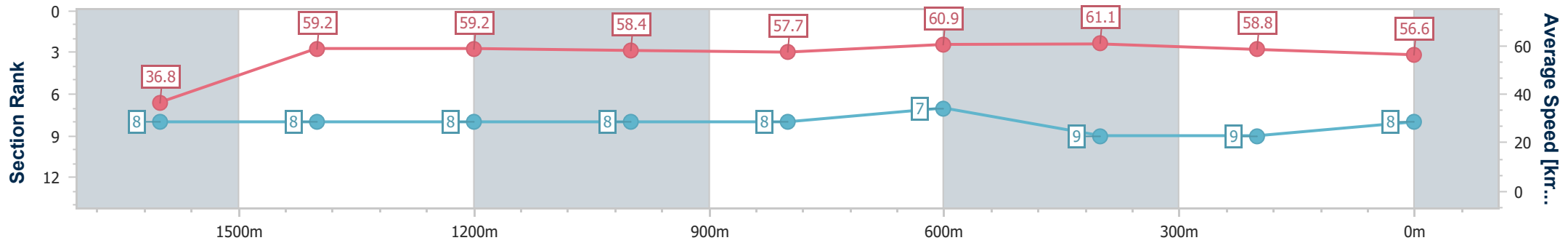
Race 7: DON MOORE MEMORIAL 0 - 58 Handicap - 1700m

01 November 2024 - 17:22



Track Rating: Good 4, Weather: Fine, Rail Position: +8m Entire

Section	Overall	1600m	1400m	1200m	1000m	800m	600m	400m	200m
Section Times	1:47.32 [8] (0:09.78)	1:37.54 [8] (0:12.17)	1:25.37 [8] (0:12.09)	1:13.28 [8] (0:12.34)	1:00.94 [8] (0:12.50)	0:48.44 [8] (0:11.79)	0:36.65 [7] (0:11.74)	0:24.91 [9] (0:12.17)	0:12.74 [9] (0:12.74)
Average Speed [km/h]	36.8	59.2	59.2	58.4	57.7	60.9	61.1	58.8	56.6
Top Speed [km/h]	57.0	60.3	59.9	59.0	59.7	62.3	62.3	60.0	58.3
Avg. Dist. to Rail [m]	4.2	0.6	0.7	0.3	0.4	0.8	1.1	0.5	0.7
Avg. Stride Freq. [Hz]	1.9	2.2	2.2	2.2	2.1	2.2	2.3	2.2	2.1
Avg. Stride Length [m]	5.2	7.5	7.6	7.5	7.5	7.6	7.4	7.2	7.3



- [] Ranking at each section and finish
- .-.- No data available at this section
- NA No data available



Horse/Jockey Name	Hotfoot Performer
Final Rank	9
Fastest Section Time (Section)	0:09.43 (Overall)
Top Speed [km/h] (Section)	62.7 (800m)
Race State	Finished



Ipswich QLD Professional

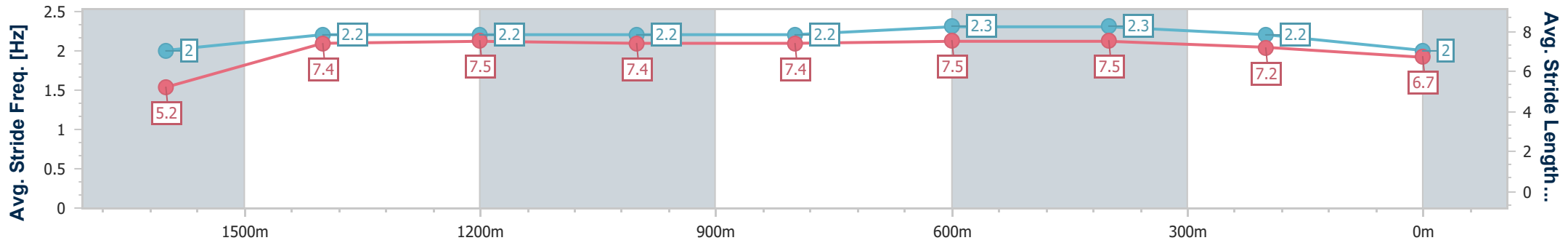
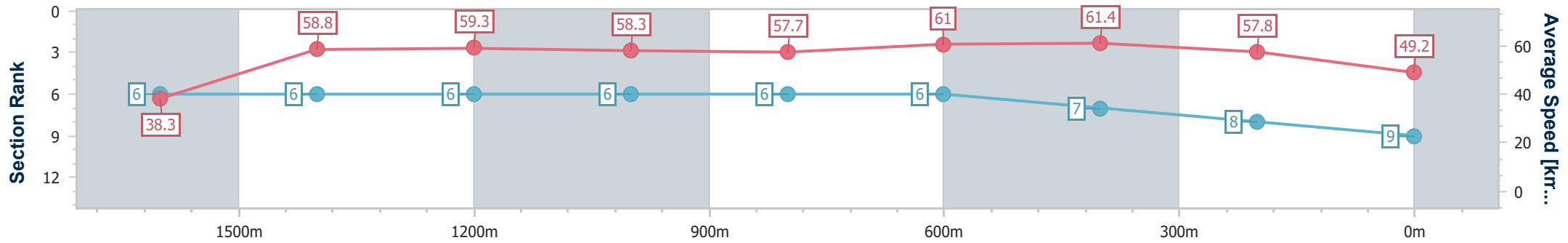
Race 7: DON MOORE MEMORIAL 0 - 58 Handicap - 1700m

01 November 2024 - 17:22



Track Rating: Good 4, Weather: Fine, Rail Position: +8m Entire

Section	Overall	1600m	1400m	1200m	1000m	800m	600m	400m	200m
Section Times	1:49.19 [9] (0:09.43)	1:39.76 [6] (0:12.24)	1:27.52 [6] (0:12.10)	1:15.42 [6] (0:12.31)	1:03.11 [6] (0:12.49)	0:50.62 [6] (0:11.76)	0:38.86 [6] (0:11.74)	0:27.12 [7] (0:12.50)	0:14.62 [8]
Average Speed [km/h]	38.3	58.8	59.3	58.3	57.7	61.0	61.4	57.8	49.2
Top Speed [km/h]	57.5	59.6	59.9	59.3	59.5	62.7	62.6	60.1	55.7
Avg. Dist. to Rail [m]	5.0	0.7	0.7	0.4	0.2	0.6	0.3	1.7	3.4
Avg. Stride Freq. [Hz]	2.0	2.2	2.2	2.2	2.2	2.3	2.3	2.2	2.0
Avg. Stride Length [m]	5.2	7.4	7.5	7.4	7.4	7.5	7.5	7.2	6.7



- [] Ranking at each section and finish
- .-.- No data available at this section
- NA No data available