



# Rockhampton QLD Professional

## Race 7: Melbourne Cup Day at Callaghan Park RATINGS BAND 0 - 55 Handicap - 1600m

29 October 2024 - 17:51



Track Rating: Soft 5, Weather: Fine, Rail Position: +7.5m Entire

Section		Overall	1400m	1200m	1000m	800m	600m	400m	Last 600m					
Field Times		1:36.02 (0:13.42)	1:22.60 (0:11.07)	1:11.53 (0:11.75)	0:59.78 (0:11.99)	0:47.79 (0:12.48)	0:35.31 (0:11.70)	0:23.61 (0:11.83)	0:35.31					
Rank	TAB Horse/Jockey	Barrier	Top Speed [km/h]	Fastest Section										Distance Travelled [m]
1	7 MADAME LEXIS Sean Cormack	9	65.4 600m	0:11.21 400m	1:36.02 [1] (0:14.40)	1:21.62 [9] (0:11.47)	1:10.15 [9] (0:11.73)	0:58.42 [9] (0:12.12)	0:46.30 [9] (0:11.97)	0:34.33 [9] (0:11.34)	0:22.99 [5] (0:11.21)	0:34.33		
2	5 YOUNG HENRY Adam Sewell	10	66.0 1400m	0:11.34 1400m	1:36.48 [2] (0:13.42)	1:23.06 [1] (0:11.34)	1:11.72 [2] (0:11.97)	0:59.75 [2] (0:12.13)	0:47.62 [2] (0:12.36)	0:35.26 [4] (0:11.52)	0:23.74 [2] (0:11.52)	0:35.26	+1	
3	1 ALEACO Nikki Olzard	1	65.0 400m	0:11.44 1400m	1:36.94 [3] (0:14.08)	1:22.86 [8] (0:11.44)	1:11.42 [6] (0:11.77)	0:59.65 [5] (0:12.10)	0:47.55 [7] (0:12.23)	0:35.32 [8] (0:11.46)	0:23.86 [8] (0:11.44)	0:35.32	+1	
4	2 BO BO BEWARE Justin Stanley	2	63.3 1400m	0:11.48 1400m	1:36.95 [4] (0:13.76)	1:23.19 [4] (0:11.48)	1:11.71 [4] (0:11.84)	0:59.87 [4] (0:12.05)	0:47.82 [4] (0:12.14)	0:35.68 [5] (0:11.61)	0:24.07 [3] (0:11.68)	0:35.68	-2	
5	6 D'ESPRIT McKenzie Apel	7	66.3 1400m	0:11.05 1400m	1:37.38 [5] (0:13.44)	1:23.94 [2] (0:11.05)	1:12.89 [1] (0:11.75)	1:01.14 [1] (0:11.99)	0:49.15 [1] (0:12.48)	0:36.67 [1] (0:11.70)	0:24.97 [1] (0:11.86)	0:36.67	-3	
6	10 TORQUE ESPAGNA Amy Graham	5	63.8 1400m	0:11.46 1400m	1:37.53 [6] (0:14.05)	1:23.48 [7] (0:11.46)	1:12.02 [5] (0:11.80)	1:00.22 [6] (0:11.99)	0:48.23 [6] (0:12.24)	0:35.99 [6] (0:11.78)	0:24.21 [9] (0:11.78)	0:35.99	+1	
7	11 TOY DANDY Olivia Kendal	6	63.1 1400m	0:11.66 1400m	1:37.82 [7] (0:13.97)	1:23.85 [5] (0:11.66)	1:12.19 [7] (0:11.75)	1:00.44 [7] (0:11.90)	0:48.54 [5] (0:11.89)	0:36.65 [2] (0:11.74)	0:24.91 [4] (0:12.00)	0:36.65	-1	
8	4 ROSE OF TAORMINA Georgina Cartwright	8	64.1 800m	0:11.46 600m	1:38.44 [8] (0:14.00)	1:24.44 [6] (0:11.73)	1:12.71 [8] (0:11.74)	1:00.97 [8] (0:12.07)	0:48.90 [8] (0:12.04)	0:36.86 [7] (0:11.46)	0:25.40 [6] (0:11.90)	0:36.86	+7	
9	9 OUR HEART THROB Hannah Richardson	3	64.7 600m	0:11.46 600m	1:38.56 [9] (0:14.43)	1:24.13 [10] (0:11.56)	1:12.57 [10] (0:11.69)	1:00.88 [10] (0:12.11)	0:48.77 [10] (0:12.20)	0:36.57 [10] (0:11.46)	0:25.11 [10] (0:12.02)	0:36.57	+4	
10	3 BORNEES LAD Raul Silvera Olivera	4	63.1 600m	0:11.52 1400m	1:38.84 [10] (0:13.62)	1:25.22 [3] (0:11.52)	1:13.70 [3] (0:11.79)	1:01.91 [3] (0:12.07)	0:49.84 [3] (0:12.21)	0:37.63 [3] (0:11.84)	0:25.79 [7] (0:12.20)	0:37.63	-1	

Scratched: Lonergy (#8)

[ ] Ranking at each section and finish  
 -:-:- No data available at this section  
 NA No data available

SCN Saddle cloth number  
 DNF Did not finish  
 DNT Did not track



**Rockhampton QLD Professional**  
**Race 7: Melbourne Cup Day at Callaghan Park RATINGS BAND 0 - 55**  
**Handicap - 1600m**  
**29 October 2024 - 17:51**



Track Rating: Soft 5, Weather: Fine, Rail Position: +7.5m Entire

Section				200m				Last 600m	
Field Times				0:11.78 (0:11.78)				0:35.31	
Rank	TAB	Horse/Jockey	Barrier	Top Speed [km/h]	Fastest Section	Margin			Distance Travelled [m]
1	7	<b>MADAME LEXIS</b> Sean Cormack	9	65.4 600m	0:11.21 400m	0:11.78 [1] (0:11.78)	1:36.02		0:34.33
2	5	<b>YOUNG HENRY</b> Adam Sewell	10	66.0 1400m	0:11.34 1400m	0:12.22 [2] (0:12.22)	2.71L		0:35.26 +1
3	1	<b>ALEACO</b> Nikki Olzard	1	65.0 400m	0:11.44 1400m	0:12.42 [4] (0:12.42)	5.43L		0:35.32 +1
4	2	<b>BO BO BEWARE</b> Justin Stanley	2	63.3 1400m	0:11.48 1400m	0:12.39 [5] (0:12.39)	5.5L		0:35.68 -2
5	6	<b>D'ESPRIT</b> McKenzie Apel	7	66.3 1400m	0:11.05 1400m	0:13.11 [3] (0:13.11)	8L		0:36.67 -3
6	10	<b>TORQUE ESPAGNA</b> Amy Graham	5	63.8 1400m	0:11.46 1400m	0:12.43 [8] (0:12.43)	8.89L		0:35.99 +1
7	11	<b>TOY DANDY</b> Olivia Kendal	6	63.1 1400m	0:11.66 1400m	0:12.91 [6] (0:12.91)	10.6L		0:36.65 -1
8	4	<b>ROSE OF TAORMINA</b> Georgina Cartwright	8	64.1 800m	0:11.46 600m	0:13.50 [7] (0:13.50)	14.27L		0:36.86 +7
9	9	<b>OUR HEART THROB</b> Hannah Richardson	3	64.7 600m	0:11.46 600m	0:13.09 [10] (0:13.09)	14.93L		0:36.57 +4
10	3	<b>BORNEES LAD</b> Raul Silvera Olivera	4	63.1 600m	0:11.52 1400m	0:13.59 [9] (0:13.59)	16.63L		0:37.63 -1

Scratched: Lonergy (#8)

[ ] Ranking at each section and finish  
 -:-:- No data available at this section  
 NA No data available

SCN Saddle cloth number  
 DNF Did not finish  
 DNT Did not track



Horse/Jockey Name	Madame Lexis
Final Rank	1
Fastest Section Time (Section)	0:11.21 (400m)
Top Speed [km/h] (Section)	65.4 (600m)
Race State	Finished

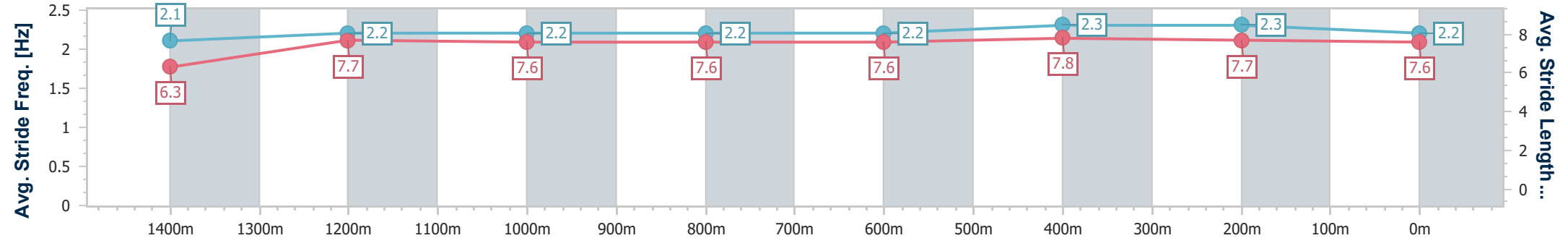
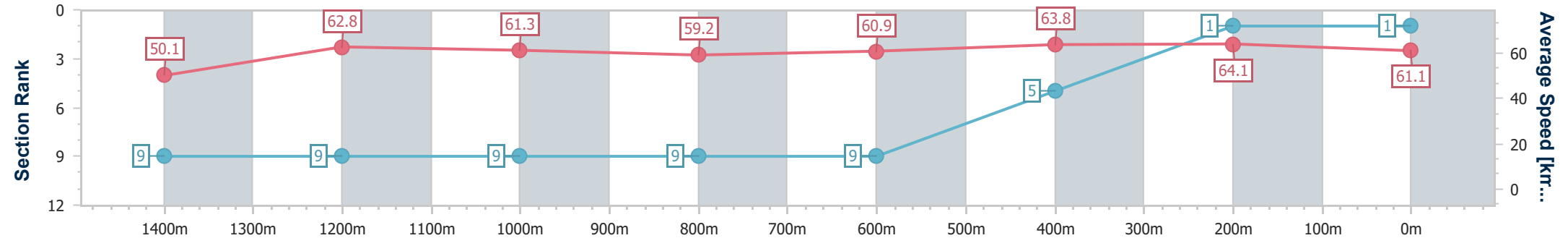


Rockhampton QLD Professional  
 Race 7: Melbourne Cup Day at Callaghan Park RATINGS BAND  
 0 - 55 Handicap - 1600m  
 29 October 2024 - 17:51



Track Rating: Soft 5, Weather: Fine, Rail Position: +7.5m Entire

Section	Overall	1400m	1200m	1000m	800m	600m	400m	200m
Section Times	1:36.02 [1] (0:14.40)	1:21.62 [9] (0:11.47)	1:10.15 [9] (0:11.73)	0:58.42 [9] (0:12.12)	0:46.30 [9] (0:11.97)	0:34.33 [9] (0:11.34)	0:22.99 [5] (0:11.21)	0:11.78 [1] (0:11.78)
Average Speed [km/h]	50.1	62.8	61.3	59.2	60.9	63.8	64.1	61.1
Top Speed [km/h]	61.1	63.6	62.9	60.6	63.1	65.4	65.2	62.9
Avg. Dist. to Rail [m]	2.4	0.3	0.3	0.4	1.9	6.1	6.9	6.9
Avg. Stride Freq. [Hz]	2.1	2.2	2.2	2.2	2.2	2.3	2.3	2.2
Avg. Stride Length [m]	6.3	7.7	7.6	7.6	7.6	7.8	7.7	7.6



- [ ] Ranking at each section and finish
- .-.- No data available at this section
- NA No data available



Horse/Jockey Name	Young Henry
Final Rank	2
Fastest Section Time (Section)	0:11.34 (1400m)
Top Speed [km/h] (Section)	66.0 (1400m)
Race State	Finished



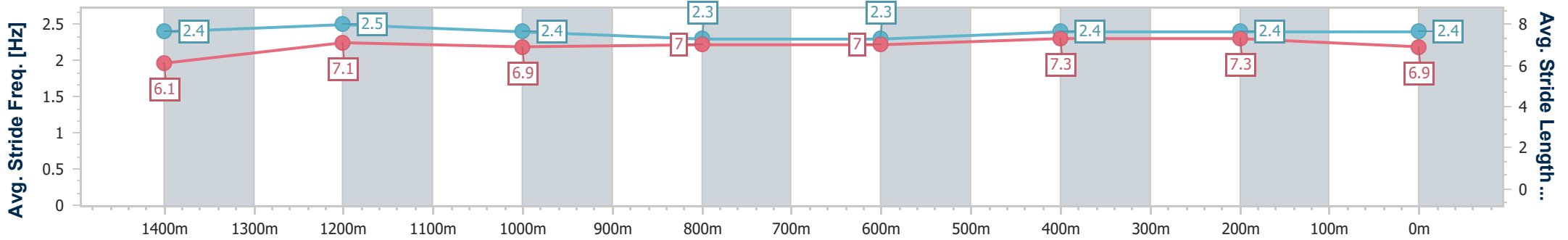
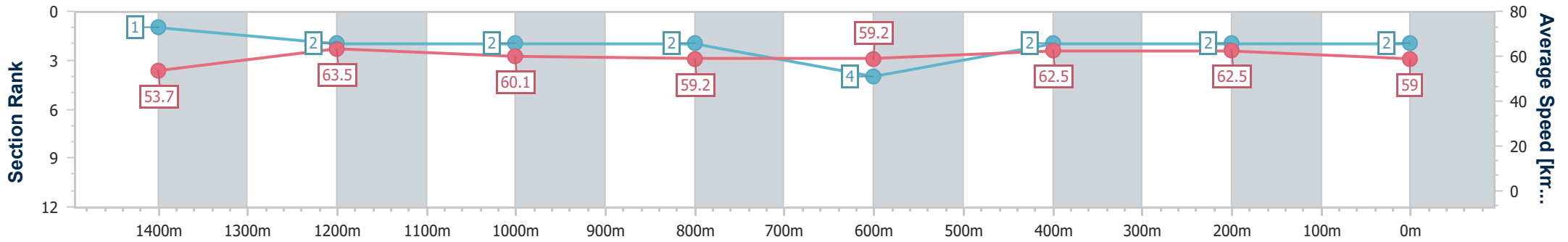
Rockhampton QLD Professional  
 Race 7: Melbourne Cup Day at Callaghan Park RATINGS BAND  
 0 - 55 Handicap - 1600m



29 October 2024 - 17:51

Track Rating: Soft 5, Weather: Fine, Rail Position: +7.5m Entire

Section	Overall	1400m	1200m	1000m	800m	600m	400m	200m
Section Times	1:36.48 [2] (0:13.42)	1:23.06 [1] (0:11.34)	1:11.72 [2] (0:11.97)	0:59.75 [2] (0:12.13)	0:47.62 [2] (0:12.36)	0:35.26 [4] (0:11.52)	0:23.74 [2] (0:11.52)	0:12.22 [2] (0:12.22)
Average Speed [km/h]	53.7	63.5	60.1	59.2	59.2	62.5	62.5	59.0
Top Speed [km/h]	65.3	66.0	62.2	60.5	61.0	63.9	64.5	62.4
Avg. Dist. to Rail [m]	7.0	2.5	0.9	0.7	2.1	3.1	3.2	5.2
Avg. Stride Freq. [Hz]	2.4	2.5	2.4	2.3	2.3	2.4	2.4	2.4
Avg. Stride Length [m]	6.1	7.1	6.9	7.0	7.0	7.3	7.3	6.9



- [ ] Ranking at each section and finish
- .-.- No data available at this section
- NA No data available



Horse/Jockey Name	Aleaco
Final Rank	3
Fastest Section Time (Section)	0:11.44 (1400m)
Top Speed [km/h] (Section)	65.0 (400m)
Race State	Finished



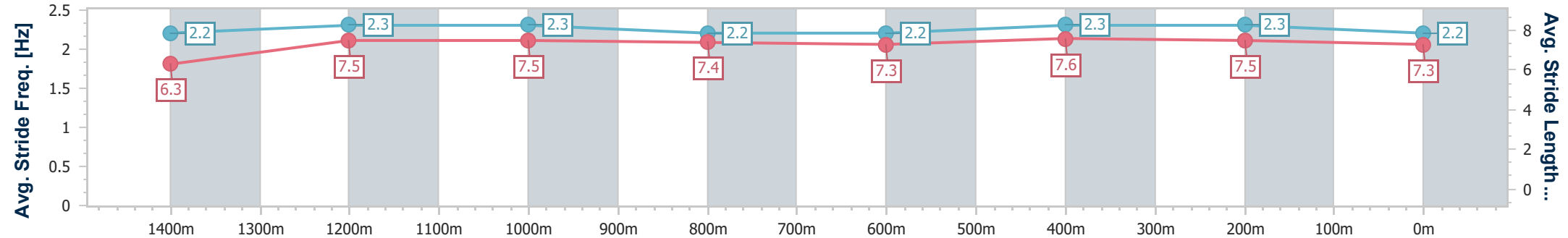
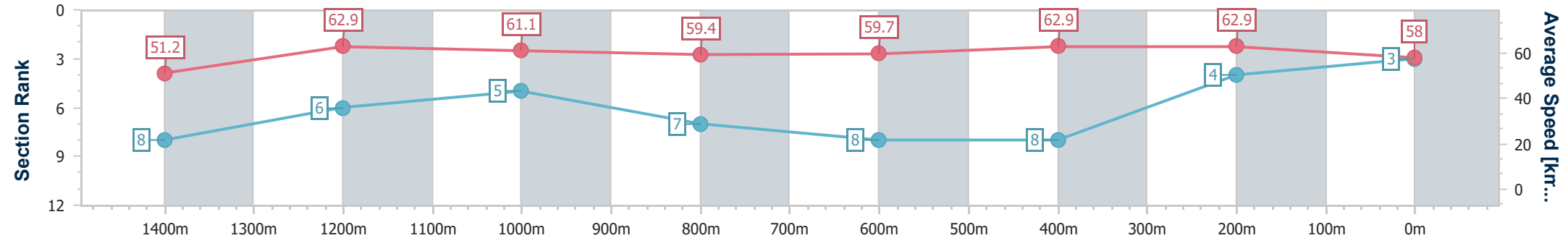
Rockhampton QLD Professional  
 Race 7: Melbourne Cup Day at Callaghan Park RATINGS BAND  
 0 - 55 Handicap - 1600m



29 October 2024 - 17:51

Track Rating: Soft 5, Weather: Fine, Rail Position: +7.5m Entire

Section	Overall	1400m	1200m	1000m	800m	600m	400m	200m
Section Times	1:36.94 [3] (0:14.08)	1:22.86 [8] (0:11.44)	1:11.42 [6] (0:11.77)	0:59.65 [5] (0:12.10)	0:47.55 [7] (0:12.23)	0:35.32 [8] (0:11.46)	0:23.86 [8] (0:11.44)	0:12.42 [4] (0:12.42)
Average Speed [km/h]	51.2	62.9	61.1	59.4	59.7	62.9	62.9	58.0
Top Speed [km/h]	61.1	64.1	62.8	61.0	61.2	64.3	65.0	60.2
Avg. Dist. to Rail [m]	1.4	1.6	1.1	0.5	1.8	2.3	3.5	3.7
Avg. Stride Freq. [Hz]	2.2	2.3	2.3	2.2	2.2	2.3	2.3	2.2
Avg. Stride Length [m]	6.3	7.5	7.5	7.4	7.3	7.6	7.5	7.3



- [ ] Ranking at each section and finish
- .-.- No data available at this section
- NA No data available



Horse/Jockey Name	Bo Bo Beware
Final Rank	4
Fastest Section Time (Section)	0:11.48 (1400m)
Top Speed [km/h] (Section)	63.3 (1400m)
Race State	Finished



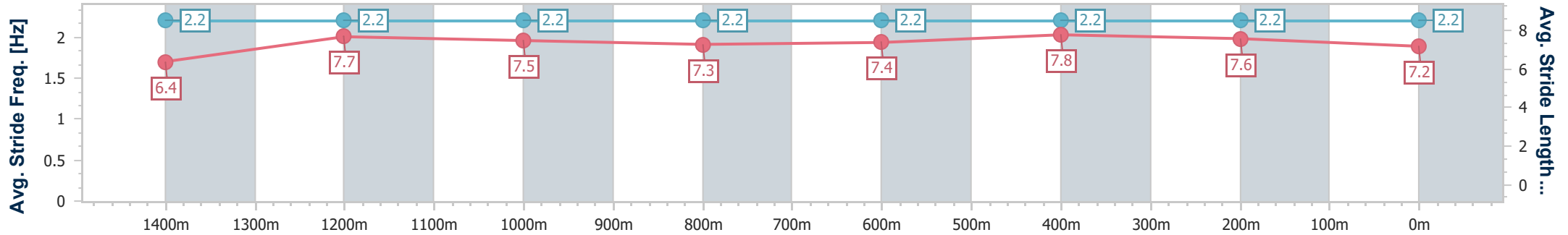
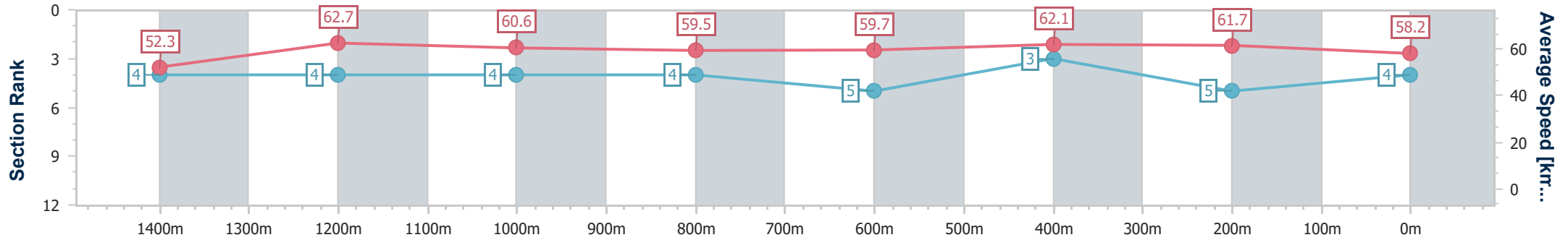
Rockhampton QLD Professional  
 Race 7: Melbourne Cup Day at Callaghan Park RATINGS BAND  
 0 - 55 Handicap - 1600m



29 October 2024 - 17:51

Track Rating: Soft 5, Weather: Fine, Rail Position: +7.5m Entire

Section	Overall	1400m	1200m	1000m	800m	600m	400m	200m
Section Times	1:36.95 [4] (0:13.76)	1:23.19 [4] (0:11.48)	1:11.71 [4] (0:11.84)	0:59.87 [4] (0:12.05)	0:47.82 [4] (0:12.14)	0:35.68 [5] (0:11.61)	0:24.07 [3] (0:11.68)	0:12.39 [5] (0:12.39)
Average Speed [km/h]	52.3	62.7	60.6	59.5	59.7	62.1	61.7	58.2
Top Speed [km/h]	62.3	63.3	62.3	60.7	61.0	63.0	62.6	59.8
Avg. Dist. to Rail [m]	0.3	1.3	1.4	1.0	1.0	2.2	2.1	1.7
Avg. Stride Freq. [Hz]	2.2	2.2	2.2	2.2	2.2	2.2	2.2	2.2
Avg. Stride Length [m]	6.4	7.7	7.5	7.3	7.4	7.8	7.6	7.2



- [ ] Ranking at each section and finish
- .-.- No data available at this section
- NA No data available



Horse/Jockey Name	D'esprit
Final Rank	5
Fastest Section Time (Section)	0:11.05 (1400m)
Top Speed [km/h] (Section)	66.3 (1400m)
Race State	Finished

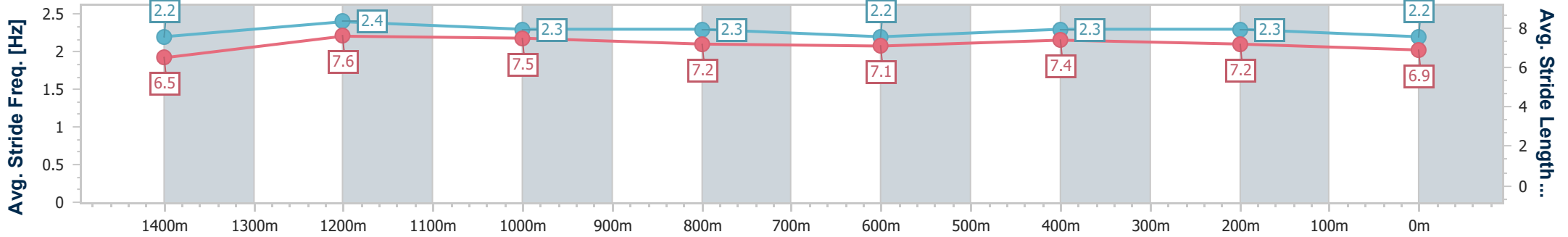
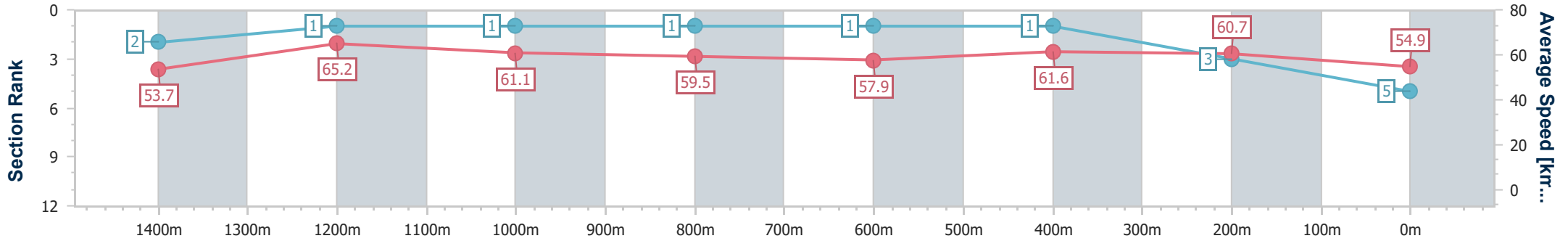


Rockhampton QLD Professional  
 Race 7: Melbourne Cup Day at Callaghan Park RATINGS BAND  
 0 - 55 Handicap - 1600m  
 29 October 2024 - 17:51



Track Rating: Soft 5, Weather: Fine, Rail Position: +7.5m Entire

Section	Overall	1400m	1200m	1000m	800m	600m	400m	200m
Section Times	1:37.38 [5] (0:13.44)	1:23.94 [2] (0:11.05)	1:12.89 [1] (0:11.75)	1:01.14 [1] (0:11.99)	0:49.15 [1] (0:12.48)	0:36.67 [1] (0:11.70)	0:24.97 [1] (0:11.86)	0:13.11 [3] (0:13.11)
Average Speed [km/h]	53.7	65.2	61.1	59.5	57.9	61.6	60.7	54.9
Top Speed [km/h]	64.7	66.3	63.9	61.5	59.6	62.5	62.1	58.4
Avg. Dist. to Rail [m]	3.7	0.9	0.4	1.6	1.3	2.5	3.6	3.6
Avg. Stride Freq. [Hz]	2.2	2.4	2.3	2.3	2.2	2.3	2.3	2.2
Avg. Stride Length [m]	6.5	7.6	7.5	7.2	7.1	7.4	7.2	6.9



- [ ] Ranking at each section and finish
- .-.- No data available at this section
- NA No data available



Horse/Jockey Name	Torque Espagna
Final Rank	6
Fastest Section Time (Section)	0:11.46 (1400m)
Top Speed [km/h] (Section)	63.8 (1400m)
Race State	Finished



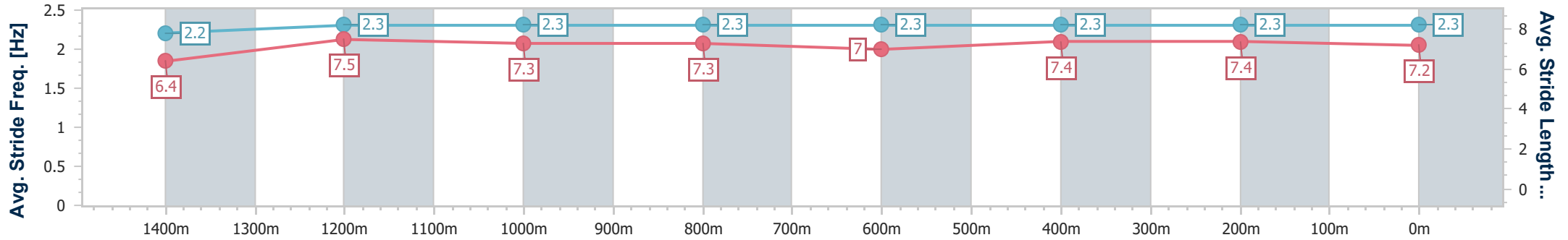
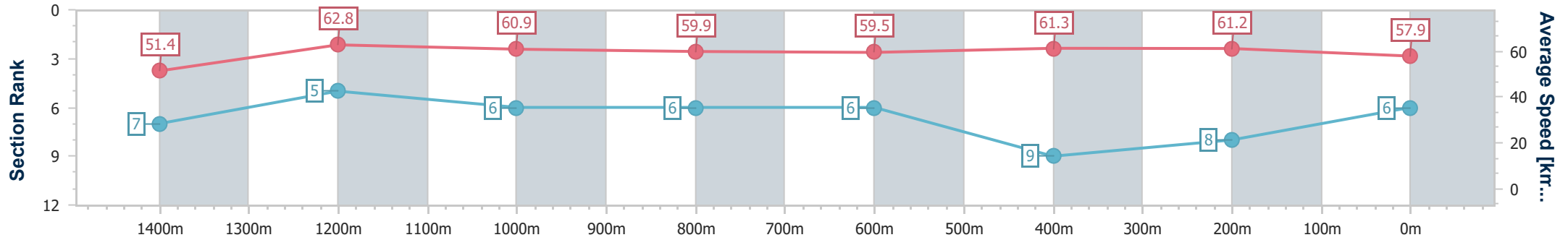
Rockhampton QLD Professional  
 Race 7: Melbourne Cup Day at Callaghan Park RATINGS BAND  
 0 - 55 Handicap - 1600m



29 October 2024 - 17:51

Track Rating: Soft 5, Weather: Fine, Rail Position: +7.5m Entire

Section	Overall	1400m	1200m	1000m	800m	600m	400m	200m
Section Times	1:37.53 [6] (0:14.05)	1:23.48 [7] (0:11.46)	1:12.02 [5] (0:11.80)	1:00.22 [6] (0:11.99)	0:48.23 [6] (0:12.24)	0:35.99 [6] (0:11.78)	0:24.21 [9] (0:11.78)	0:12.43 [8] (0:12.43)
Average Speed [km/h]	51.4	62.8	60.9	59.9	59.5	61.3	61.2	57.9
Top Speed [km/h]	61.9	63.8	63.1	60.4	61.2	62.3	62.4	60.6
Avg. Dist. to Rail [m]	1.1	1.2	0.9	0.5	1.8	2.8	2.9	4.3
Avg. Stride Freq. [Hz]	2.2	2.3	2.3	2.3	2.3	2.3	2.3	2.3
Avg. Stride Length [m]	6.4	7.5	7.3	7.3	7.0	7.4	7.4	7.2



- [ ] Ranking at each section and finish
- .-.- No data available at this section
- NA No data available





Horse/Jockey Name	Toy Dandy
Final Rank	7
Fastest Section Time (Section)	0:11.66 (1400m)
Top Speed [km/h] (Section)	63.1 (1400m)
Race State	Finished



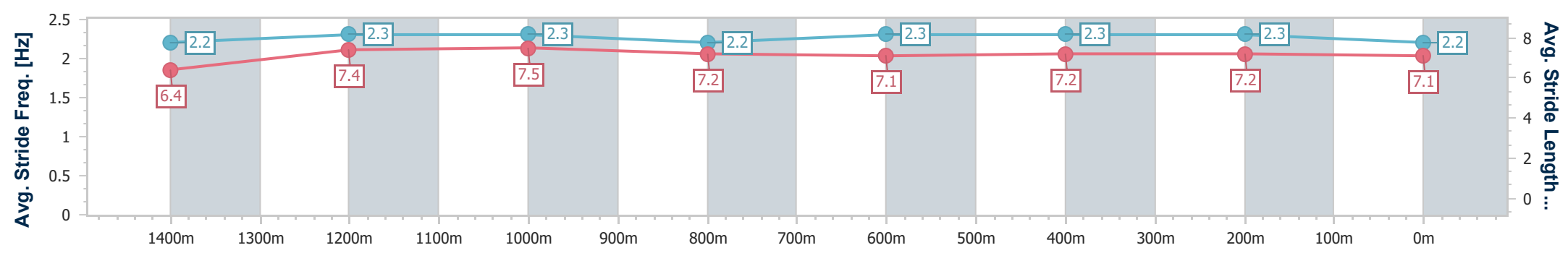
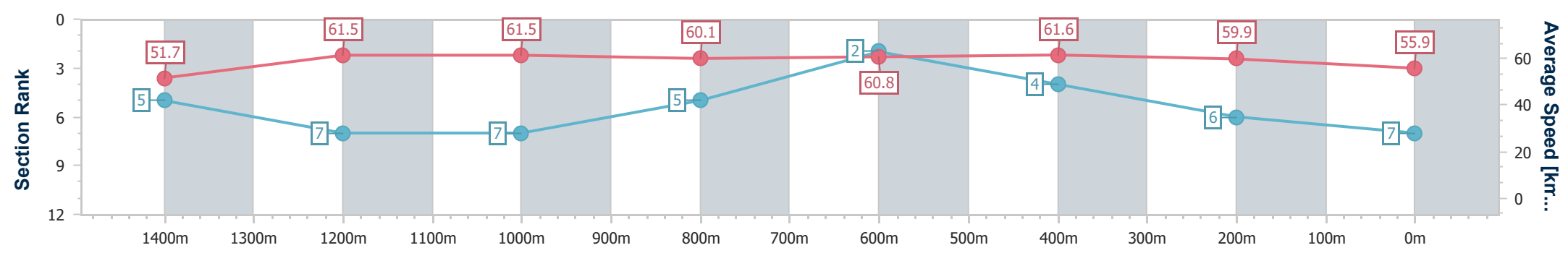
Rockhampton QLD Professional  
 Race 7: Melbourne Cup Day at Callaghan Park RATINGS BAND  
 0 - 55 Handicap - 1600m



29 October 2024 - 17:51

Track Rating: Soft 5, Weather: Fine, Rail Position: +7.5m Entire

Section	Overall	1400m	1200m	1000m	800m	600m	400m	200m
Section Times	1:37.82 [7] (0:13.97)	1:23.85 [5] (0:11.66)	1:12.19 [7] (0:11.75)	1:00.44 [7] (0:11.90)	0:48.54 [5] (0:11.89)	0:36.65 [2] (0:11.74)	0:24.91 [4] (0:12.00)	0:12.91 [6] (0:12.91)
Average Speed [km/h]	51.7	61.5	61.5	60.1	60.8	61.6	59.9	55.9
Top Speed [km/h]	61.4	63.1	62.5	62.5	62.2	62.6	61.8	58.0
Avg. Dist. to Rail [m]	2.3	0.5	0.9	0.8	1.2	3.5	3.6	3.7
Avg. Stride Freq. [Hz]	2.2	2.3	2.3	2.2	2.3	2.3	2.3	2.2
Avg. Stride Length [m]	6.4	7.4	7.5	7.2	7.1	7.2	7.2	7.1



[ ] Ranking at each section and finish  
 -.-.- No data available at this section  
 NA No data available



Horse/Jockey Name	Rose Of Taormina
Final Rank	8
Fastest Section Time (Section)	0:11.46 (600m)
Top Speed [km/h] (Section)	64.1 (800m)
Race State	Finished



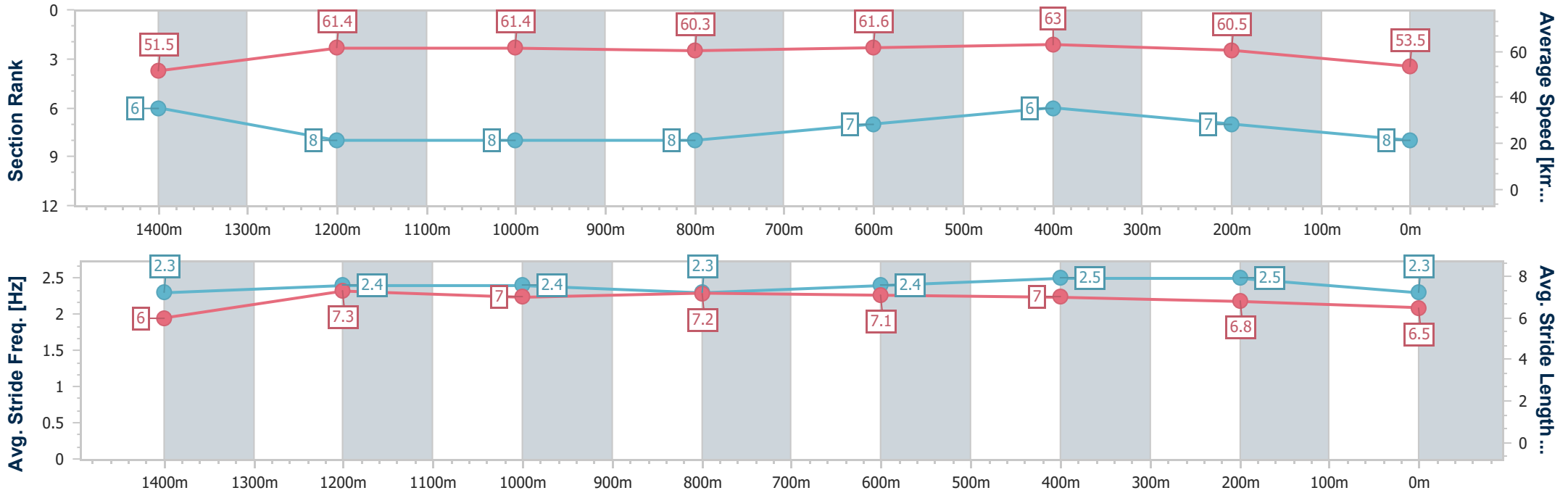
Rockhampton QLD Professional  
 Race 7: Melbourne Cup Day at Callaghan Park RATINGS BAND  
 0 - 55 Handicap - 1600m



29 October 2024 - 17:51

Track Rating: Soft 5, Weather: Fine, Rail Position: +7.5m Entire

Section	Overall	1400m	1200m	1000m	800m	600m	400m	200m
Section Times	1:38.44 [8] (0:14.00)	1:24.44 [6] (0:11.73)	1:12.71 [8] (0:11.74)	1:00.97 [8] (0:12.07)	0:48.90 [8] (0:12.04)	0:36.86 [7] (0:11.46)	0:25.40 [6] (0:11.90)	0:13.50 [7] (0:13.50)
Average Speed [km/h]	51.5	61.4	61.4	60.3	61.6	63.0	60.5	53.5
Top Speed [km/h]	61.8	62.3	62.2	61.5	64.1	64.0	62.8	57.1
Avg. Dist. to Rail [m]	3.7	1.1	1.2	1.5	3.9	4.2	5.5	5.2
Avg. Stride Freq. [Hz]	2.3	2.4	2.4	2.3	2.4	2.5	2.5	2.3
Avg. Stride Length [m]	6.0	7.3	7.0	7.2	7.1	7.0	6.8	6.5



- [ ] Ranking at each section and finish
- .-.- No data available at this section
- NA No data available



Horse/Jockey Name	Our Heart Throb
Final Rank	9
Fastest Section Time (Section)	0:11.46 (600m)
Top Speed [km/h] (Section)	64.7 (600m)
Race State	Finished

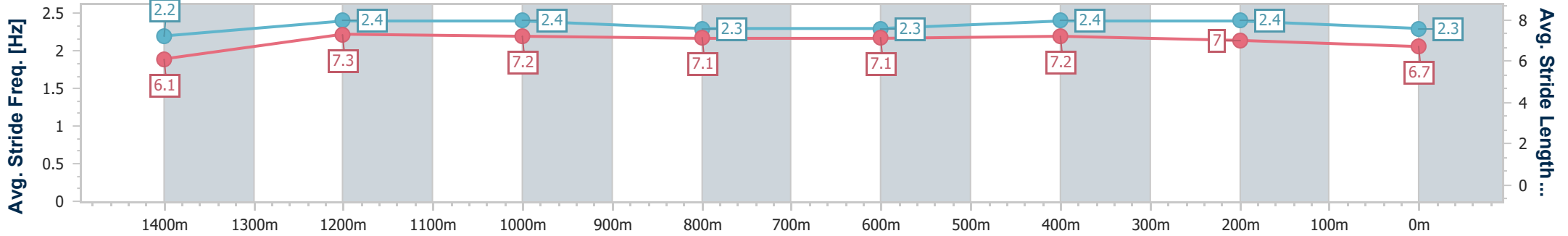
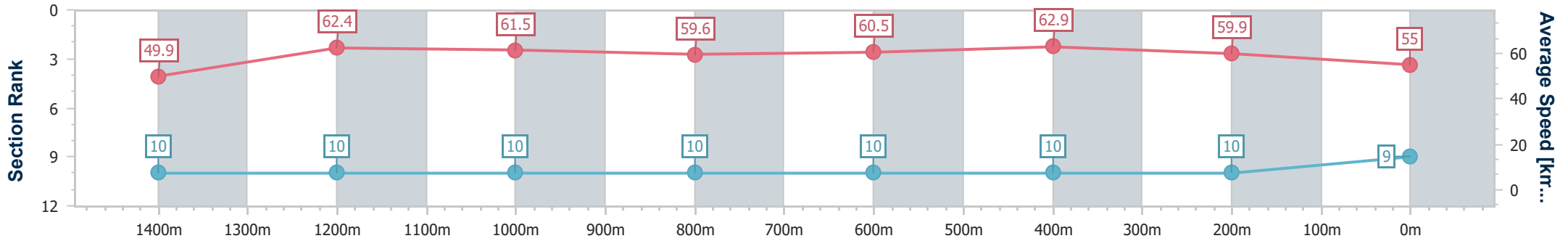


Rockhampton QLD Professional  
 Race 7: Melbourne Cup Day at Callaghan Park RATINGS BAND  
 0 - 55 Handicap - 1600m  
 29 October 2024 - 17:51



Track Rating: Soft 5, Weather: Fine, Rail Position: +7.5m Entire

Section	Overall	1400m	1200m	1000m	800m	600m	400m	200m
Section Times	1:38.56 [9] (0:14.43)	1:24.13 [10] (0:11.56)	1:12.57 [10] (0:11.69)	1:00.88 [10] (0:12.11)	0:48.77 [10] (0:12.20)	0:36.57 [10] (0:11.46)	0:25.11 [10] (0:12.02)	0:13.09 [10] (0:13.09)
Average Speed [km/h]	49.9	62.4	61.5	59.6	60.5	62.9	59.9	55.0
Top Speed [km/h]	60.4	63.9	63.3	60.8	61.7	64.7	64.7	59.2
Avg. Dist. to Rail [m]	0.7	0.4	0.9	0.4	3.0	4.0	5.6	5.5
Avg. Stride Freq. [Hz]	2.2	2.4	2.4	2.3	2.3	2.4	2.4	2.3
Avg. Stride Length [m]	6.1	7.3	7.2	7.1	7.1	7.2	7.0	6.7



- [ ] Ranking at each section and finish
- .-.- No data available at this section
- NA No data available



Horse/Jockey Name	Bornees Lad
Final Rank	10
Fastest Section Time (Section)	0:11.52 (1400m)
Top Speed [km/h] (Section)	63.1 (600m)
Race State	Finished

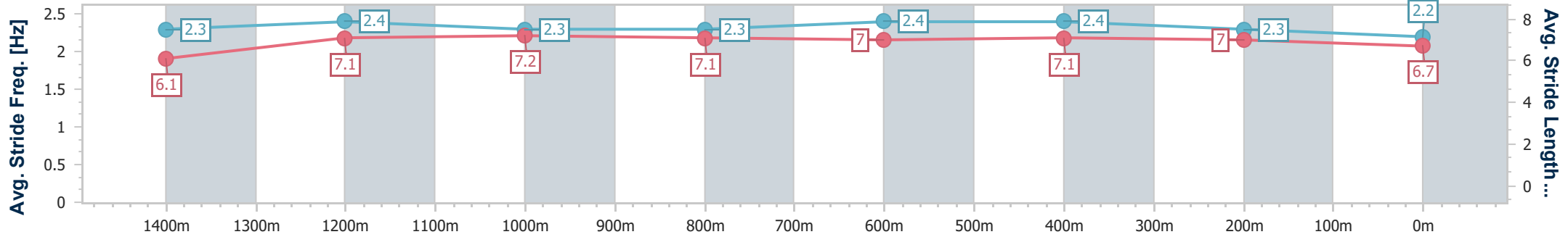
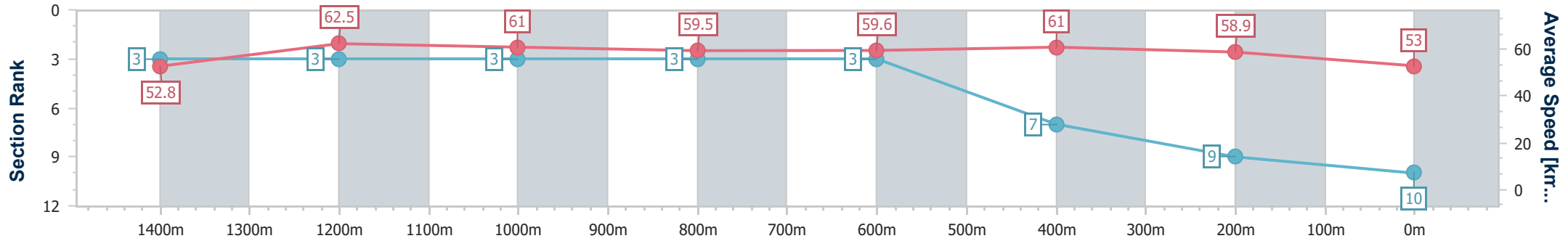


Rockhampton QLD Professional  
 Race 7: Melbourne Cup Day at Callaghan Park RATINGS BAND  
 0 - 55 Handicap - 1600m  
 29 October 2024 - 17:51



Track Rating: Soft 5, Weather: Fine, Rail Position: +7.5m Entire

Section	Overall	1400m	1200m	1000m	800m	600m	400m	200m
Section Times	1:38.84 [10] (0:13.62)	1:25.22 [3] (0:11.52)	1:13.70 [3] (0:11.79)	1:01.91 [3] (0:12.07)	0:49.84 [3] (0:12.21)	0:37.63 [3] (0:11.84)	0:25.79 [7] (0:12.20)	0:13.59 [9] (0:13.59)
Average Speed [km/h]	52.8	62.5	61.0	59.5	59.6	61.0	58.9	53.0
Top Speed [km/h]	61.6	62.7	62.9	61.0	61.0	63.1	61.4	56.8
Avg. Dist. to Rail [m]	1.5	0.5	0.6	0.5	1.4	3.5	3.8	1.8
Avg. Stride Freq. [Hz]	2.3	2.4	2.3	2.3	2.4	2.4	2.3	2.2
Avg. Stride Length [m]	6.1	7.1	7.2	7.1	7.0	7.1	7.0	6.7



- [ ] Ranking at each section and finish
- .-.- No data available at this section
- NA No data available