



Rockhampton QLD Professional

Race 3: RQ Supports Racing Industry Safety QTIS Three-Year-Old Maiden Handicap - 1300m

29 October 2024 - 14:55



Track Rating: Soft 5, Weather: Fine, Rail Position: +7.5m Entire

Section		Overall	1200m	1000m	800m	600m	400m	Last 600m				
Field Times		1:16.99 (0:07.68)	1:09.31 (0:11.18)	0:58.13 (0:11.23)	0:46.90 (0:11.78)	0:35.12 (0:11.33)	0:23.79 (0:11.51)	0:35.12				
Rank	TAB Horse/Jockey	Barrier	Top Speed [km/h]	Fastest Section	Distance Travelled [m]							
1	2 BOLD BLAZE Georgina Cartwright	7	66.9 400m	0:07.98 Overall	1:16.99 [1] (0:07.98)	1:09.01 [6] (0:11.48)	0:57.53 [7] (0:11.59)	0:45.94 [7] (0:11.71)	0:34.23 [6] (0:11.24)	0:22.99 [5] (0:11.22)	0:34.23	
2	3 SOUTHAVEN Sean Cormack	8	65.6 1000m	0:07.70 Overall	1:17.21 [2] (0:07.70)	1:09.51 [4] (0:11.20)	0:58.31 [2] (0:11.29)	0:47.02 [2] (0:11.76)	0:35.26 [2] (0:11.32)	0:23.94 [2] (0:11.65)	0:35.26	-1
3	1 WOODSTOCK ROCK Justin Stanley	3	66.0 1200m	0:07.68 Overall	1:17.26 [3] (0:07.68)	1:09.58 [1] (0:11.18)	0:58.40 [1] (0:11.23)	0:47.17 [1] (0:11.78)	0:35.39 [1] (0:11.33)	0:24.06 [1] (0:11.51)	0:35.39	-3
4	7 SCRUFFY Olivia Kendal	6	65.3 400m	0:07.69 Overall	1:17.61 [4] (0:07.69)	1:09.92 [2] (0:11.56)	0:58.36 [5] (0:11.64)	0:46.72 [6] (0:11.93)	0:34.79 [7] (0:11.27)	0:23.52 [6] (0:11.28)	0:34.79	+1
5	10 MISHANI VOLTAGE Amy Graham	4	64.1 600m	0:08.13 Overall	1:17.82 [5] (0:08.13)	1:09.69 [7] (0:11.52)	0:58.17 [8] (0:11.65)	0:46.52 [8] (0:11.79)	0:34.73 [9] (0:11.37)	0:23.36 [9] (0:11.45)	0:34.73	-3
6	6 ARTHUR'S DREAM Tasha Chambers	2	65.1 1200m	0:07.70 Overall	1:17.89 [6] (0:07.70)	1:10.19 [3] (0:11.29)	0:58.90 [3] (0:11.54)	0:47.36 [4] (0:11.74)	0:35.62 [4] (0:11.37)	0:24.25 [4] (0:11.67)	0:35.62	-5
7	8 BADLIFEDECISION Jackson Murphy	9	65.5 600m	0:07.75 Overall	1:17.97 [7] (0:07.75)	1:10.22 [5] (0:11.33)	0:58.89 [4] (0:11.38)	0:47.51 [3] (0:11.80)	0:35.71 [3] (0:11.31)	0:24.40 [3] (0:11.69)	0:35.71	+2
8	9 MISHANI TALENT Raul Silvera Olivera	1	66.5 400m	0:08.33 Overall	1:18.16 [8] (0:08.33)	1:09.83 [9] (0:11.57)	0:58.26 [9] (0:11.43)	0:46.83 [9] (0:11.72)	0:35.11 [8] (0:11.21)	0:23.90 [8] (0:11.39)	0:35.11	+0
9	5 IMPERIAL BLOSSOM Adam Sewell	5	66.9 1200m	0:08.20 Overall	1:18.31 [9] (0:08.20)	1:10.11 [8] (0:11.12)	0:58.99 [6] (0:11.40)	0:47.59 [5] (0:11.94)	0:35.65 [5] (0:11.46)	0:24.19 [7] (0:11.70)	0:35.65	+3

Scratched: Gee Up (#4)



Rockhampton QLD Professional

Race 3: RQ Supports Racing Industry Safety QTIS Three-Year-Old Maiden Handicap - 1300m

29 October 2024 - 14:55



Track Rating: Soft 5, Weather: Fine, Rail Position: +7.5m Entire

Section				200m				Last 600m	
Field Times				0:12.28 (0:12.28)				0:35.12	
Rank	TAB	Horse/Jockey	Barrier	Top Speed [km/h]	Fastest Section	Margin			Distance Travelled [m]
1	2	BOLD BLAZE Georgina Cartwright	7	66.9 400m	0:07.98 Overall	0:11.77 [3] (0:11.77)	1:16.99		0:34.23
2	3	SOUTHAVEN Sean Cormack	8	65.6 1000m	0:07.70 Overall	0:12.29 [2] (0:12.29)	1.27L		0:35.26 -1
3	1	WOODSTOCK ROCK Justin Stanley	3	66.0 1200m	0:07.68 Overall	0:12.55 [1] (0:12.55)	1.58L		0:35.39 -3
4	7	SCRUFFY Olivia Kendal	6	65.3 400m	0:07.69 Overall	0:12.24 [6] (0:12.24)	3.62L		0:34.79 +1
5	10	MISHANI VOLTAGE Amy Graham	4	64.1 600m	0:08.13 Overall	0:11.91 [9] (0:11.91)	4.88L		0:34.73 -3
6	6	ARTHUR'S DREAM Tasha Chambers	2	65.1 1200m	0:07.70 Overall	0:12.58 [5] (0:12.58)	5.27L		0:35.62 -5
7	8	BADLIFEDECISION Jackson Murphy	9	65.5 600m	0:07.75 Overall	0:12.71 [4] (0:12.71)	5.74L		0:35.71 +2
8	9	MISHANI TALENT Raul Silvera Olivera	1	66.5 400m	0:08.33 Overall	0:12.51 [7] (0:12.51)	6.86L		0:35.11 +0
9	5	IMPERIAL BLOSSOM Adam Sewell	5	66.9 1200m	0:08.20 Overall	0:12.49 [8] (0:12.49)	7.76L		0:35.65 +3

Scratched: Gee Up (#4)

[] Ranking at each section and finish
 -:-:- No data available at this section
 NA No data available

SCN Saddle cloth number
 DNF Did not finish
 DNT Did not track



Horse/Jockey Name	Bold Blaze
Final Rank	1
Fastest Section Time (Section)	0:07.98 (Overall)
Top Speed [km/h] (Section)	66.9 (400m)
Race State	Finished



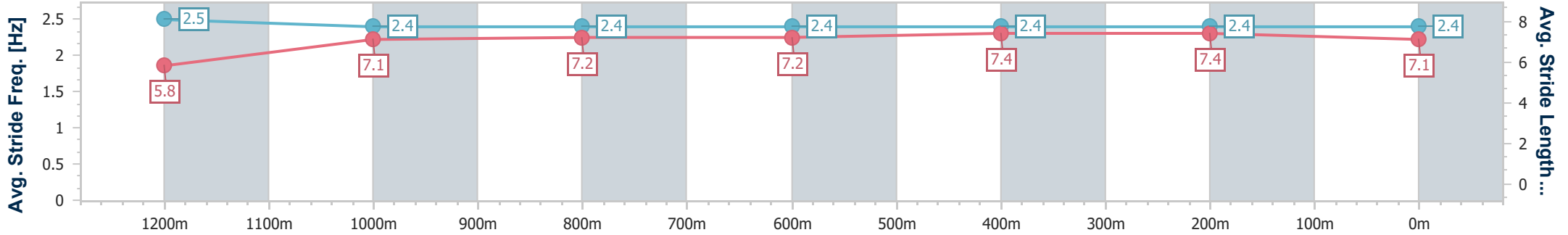
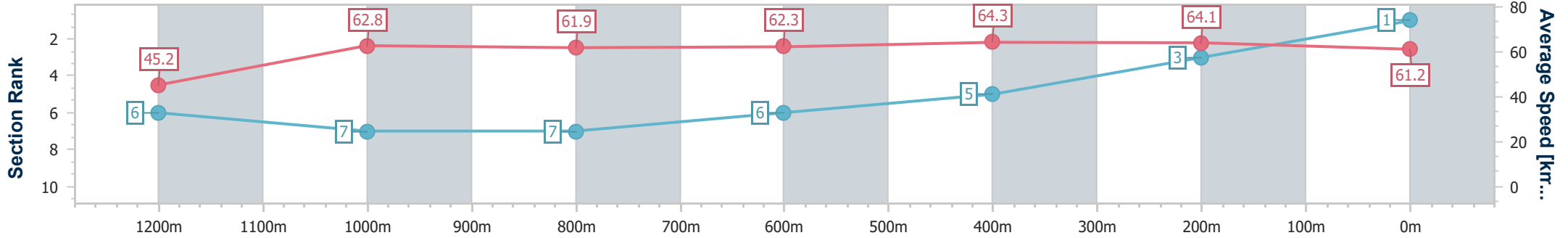
Rockhampton QLD Professional
Race 3: RQ Supports Racing Industry Safety QTIS Three-Year-Old Maiden Handicap - 1300m



29 October 2024 - 14:55

Track Rating: Soft 5, Weather: Fine, Rail Position: +7.5m Entire

Section	Overall	1200m	1000m	800m	600m	400m	200m
Section Times	1:16.99 [1] (0:07.98)	1:09.01 [6] (0:11.48)	0:57.53 [7] (0:11.59)	0:45.94 [7] (0:11.71)	0:34.23 [6] (0:11.24)	0:22.99 [5] (0:11.22)	0:11.77 [3] (0:11.77)
Average Speed [km/h]	45.2	62.8	61.9	62.3	64.3	64.1	61.2
Top Speed [km/h]	58.9	64.6	63.7	63.8	65.8	66.9	63.5
Avg. Dist. to Rail [m]	4.1	0.8	0.4	1.8	2.8	3.5	5.7
Avg. Stride Freq. [Hz]	2.5	2.4	2.4	2.4	2.4	2.4	2.4
Avg. Stride Length [m]	5.8	7.1	7.2	7.2	7.4	7.4	7.1



- [] Ranking at each section and finish
- .-.- No data available at this section
- NA No data available



Horse/Jockey Name	Southaven
Final Rank	2
Fastest Section Time (Section)	0:07.70 (Overall)
Top Speed [km/h] (Section)	65.6 (1000m)
Race State	Finished



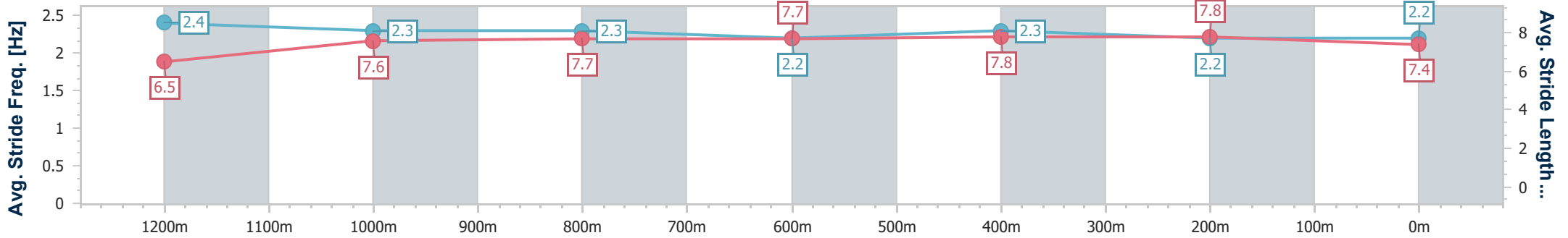
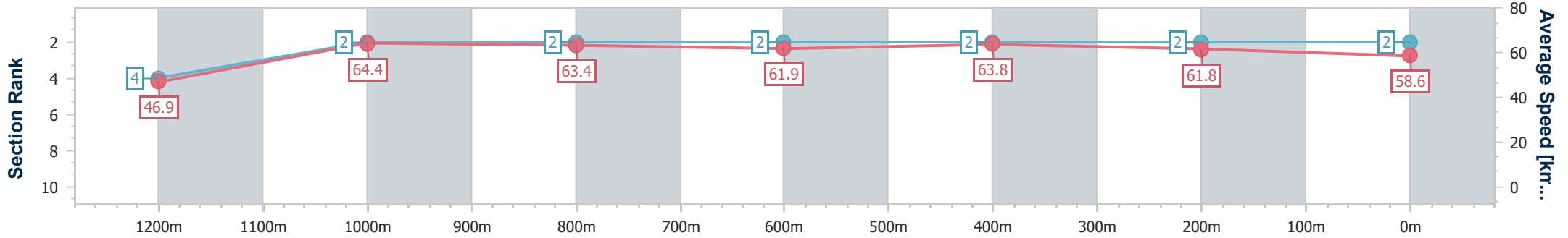
Rockhampton QLD Professional
 Race 3: RQ Supports Racing Industry Safety QTIS Three-Year-Old Maiden Handicap - 1300m



29 October 2024 - 14:55

Track Rating: Soft 5, Weather: Fine, Rail Position: +7.5m Entire

Section	Overall	1200m	1000m	800m	600m	400m	200m
Section Times	1:17.21 [2] (0:07.70)	1:09.51 [4] (0:11.20)	0:58.31 [2] (0:11.29)	0:47.02 [2] (0:11.76)	0:35.26 [2] (0:11.32)	0:23.94 [2] (0:11.65)	0:12.29 [2] (0:12.29)
Average Speed [km/h]	46.9	64.4	63.4	61.9	63.8	61.8	58.6
Top Speed [km/h]	62.9	65.2	65.6	62.8	64.6	63.9	59.7
Avg. Dist. to Rail [m]	4.5	0.7	0.6	1.5	3.3	3.6	4.9
Avg. Stride Freq. [Hz]	2.4	2.3	2.3	2.2	2.3	2.2	2.2
Avg. Stride Length [m]	6.5	7.6	7.7	7.7	7.8	7.8	7.4



- [] Ranking at each section and finish
- .-.- No data available at this section
- NA No data available



Horse/Jockey Name	Woodstock Rock
Final Rank	3
Fastest Section Time (Section)	0:07.68 (Overall)
Top Speed [km/h] (Section)	66.0 (1200m)
Race State	Finished



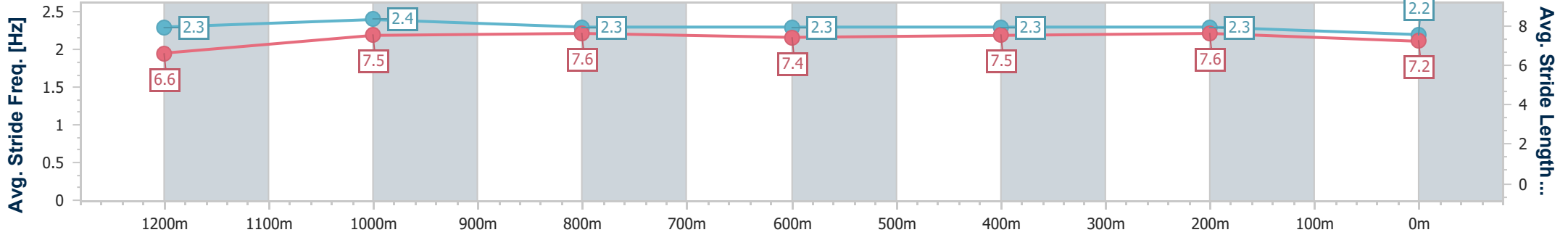
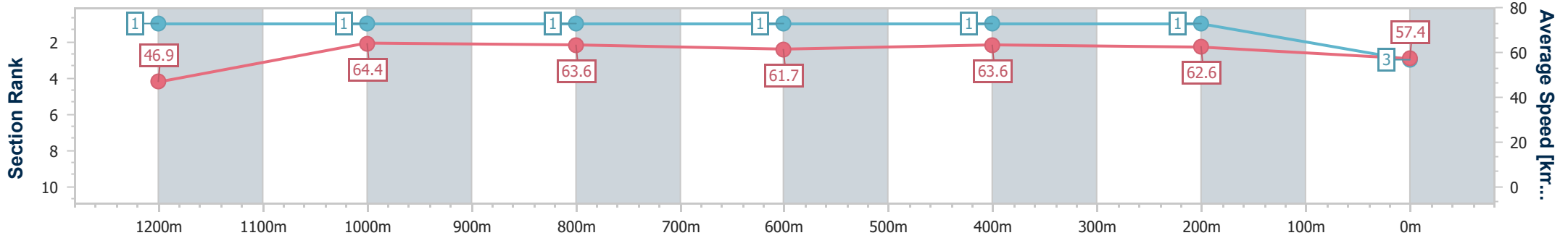
Rockhampton QLD Professional
Race 3: RQ Supports Racing Industry Safety QTIS Three-Year-Old Maiden Handicap - 1300m



29 October 2024 - 14:55

Track Rating: Soft 5, Weather: Fine, Rail Position: +7.5m Entire

Section	Overall	1200m	1000m	800m	600m	400m	200m
Section Times	1:17.26 [3] (0:07.68)	1:09.58 [1] (0:11.18)	0:58.40 [1] (0:11.23)	0:47.17 [1] (0:11.78)	0:35.39 [1] (0:11.33)	0:24.06 [1] (0:11.51)	0:12.55 [1] (0:12.55)
Average Speed [km/h]	46.9	64.4	63.6	61.7	63.6	62.6	57.4
Top Speed [km/h]	63.4	66.0	65.8	62.2	65.2	64.9	60.4
Avg. Dist. to Rail [m]	1.8	0.5	1.2	1.3	2.0	2.3	2.5
Avg. Stride Freq. [Hz]	2.3	2.4	2.3	2.3	2.3	2.3	2.2
Avg. Stride Length [m]	6.6	7.5	7.6	7.4	7.5	7.6	7.2



- [] Ranking at each section and finish
- .-.-.- No data available at this section
- NA No data available



Horse/Jockey Name	Scruffy
Final Rank	4
Fastest Section Time (Section)	0:07.69 (Overall)
Top Speed [km/h] (Section)	65.3 (400m)
Race State	Finished



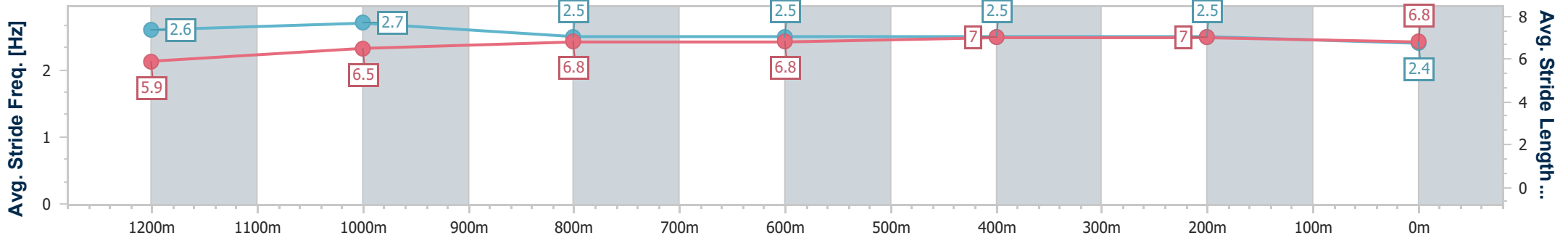
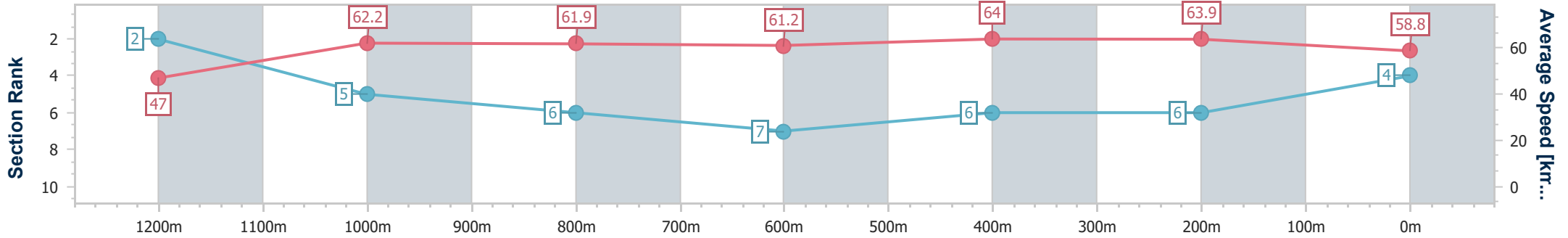
Rockhampton QLD Professional
 Race 3: RQ Supports Racing Industry Safety QTIS Three-Year-Old Maiden Handicap - 1300m



29 October 2024 - 14:55

Track Rating: Soft 5, Weather: Fine, Rail Position: +7.5m Entire

Section	Overall	1200m	1000m	800m	600m	400m	200m							
Section Times	1:17.61 [4] (0:07.69)	1:09.92 [2] (0:11.56)	0:58.36 [5] (0:11.64)	0:46.72 [6] (0:11.93)	0:34.79 [7] (0:11.27)	0:23.52 [6] (0:11.28)	0:12.24 [6]							
Average Speed [km/h]	47.0	62.2	61.9	61.2	64.0	63.9	58.8							
Top Speed [km/h]	60.8	63.6	63.8	62.8	65.3	65.3	61.2							
Avg. Dist. to Rail [m]	3.4	0.7	0.9	2.0	1.9	1.7	3.1							
Avg. Stride Freq. [Hz]	2.6	2.7	2.5	2.5	2.5	2.5	2.4							
Avg. Stride Length [m]	5.9	6.5	6.8	6.8	7.0	7.0	6.8							



- [] Ranking at each section and finish
- .-.- No data available at this section
- NA No data available



Horse/Jockey Name	Mishani Voltage
Final Rank	5
Fastest Section Time (Section)	0:08.13 (Overall)
Top Speed [km/h] (Section)	64.1 (600m)
Race State	Finished



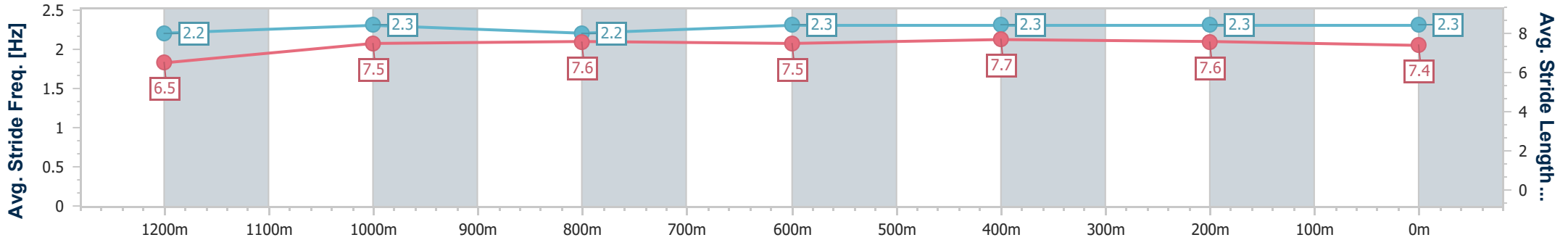
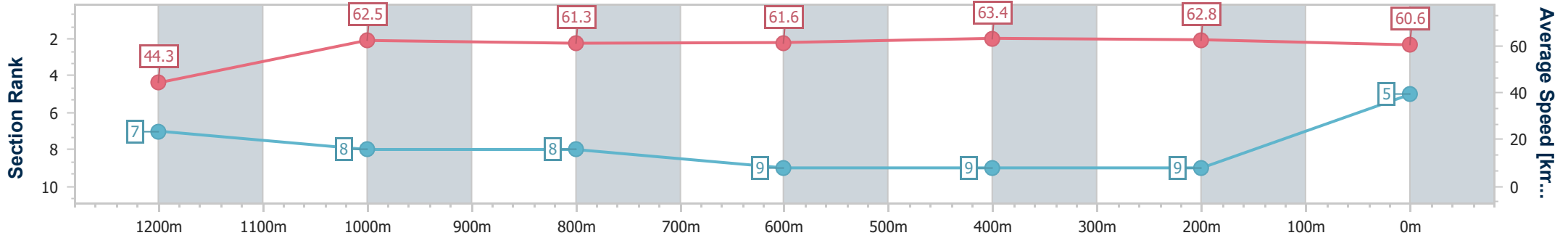
Rockhampton QLD Professional
 Race 3: RQ Supports Racing Industry Safety QTIS Three-Year-Old Maiden Handicap - 1300m



29 October 2024 - 14:55

Track Rating: Soft 5, Weather: Fine, Rail Position: +7.5m Entire

Section	Overall	1200m	1000m	800m	600m	400m	200m
Section Times	1:17.82 [5] (0:08.13)	1:09.69 [7] (0:11.52)	0:58.17 [8] (0:11.65)	0:46.52 [8] (0:11.79)	0:34.73 [9] (0:11.37)	0:23.36 [9] (0:11.45)	0:11.91 [9]
Average Speed [km/h]	44.3	62.5	61.3	61.6	63.4	62.8	60.6
Top Speed [km/h]	58.4	64.1	63.3	63.0	64.1	64.0	62.6
Avg. Dist. to Rail [m]	2.8	1.0	1.3	1.4	2.7	3.2	1.9
Avg. Stride Freq. [Hz]	2.2	2.3	2.2	2.3	2.3	2.3	2.3
Avg. Stride Length [m]	6.5	7.5	7.6	7.5	7.7	7.6	7.4



- [] Ranking at each section and finish
- .-.- No data available at this section
- NA No data available



Horse/Jockey Name	Arthur's Dream
Final Rank	6
Fastest Section Time (Section)	0:07.70 (Overall)
Top Speed [km/h] (Section)	65.1 (1200m)
Race State	Finished



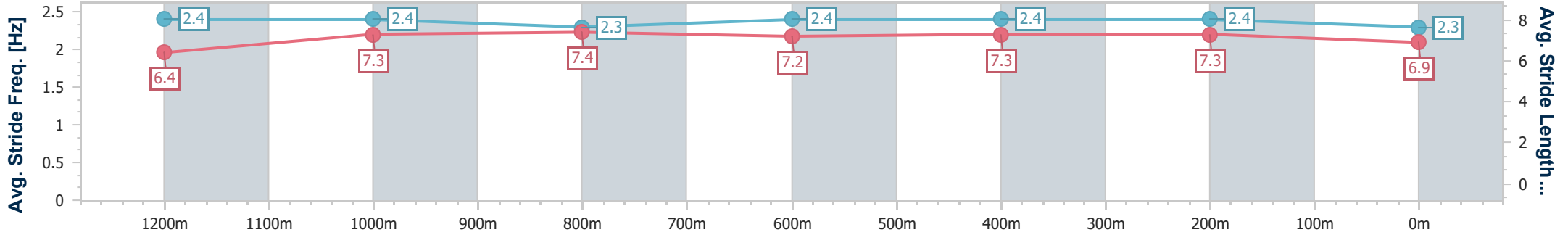
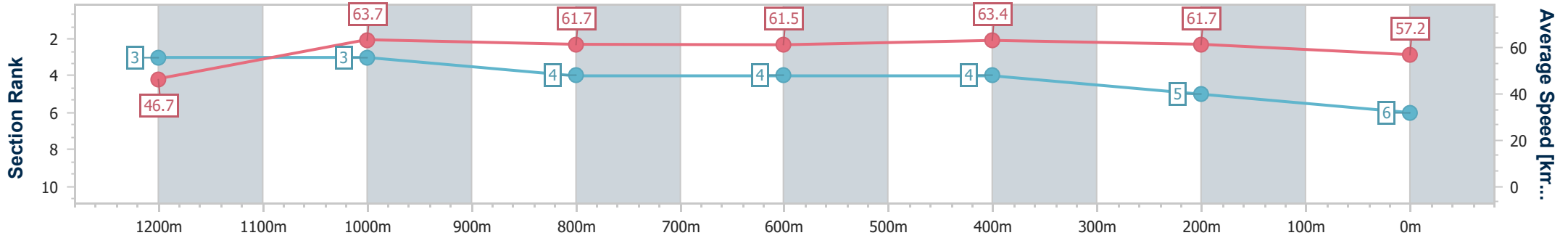
Rockhampton QLD Professional
 Race 3: RQ Supports Racing Industry Safety QTIS Three-Year-Old Maiden Handicap - 1300m



29 October 2024 - 14:55

Track Rating: Soft 5, Weather: Fine, Rail Position: +7.5m Entire

Section	Overall	1200m	1000m	800m	600m	400m	200m
Section Times	1:17.89 [6] (0:07.70)	1:10.19 [3] (0:11.29)	0:58.90 [3] (0:11.54)	0:47.36 [4] (0:11.74)	0:35.62 [4] (0:11.37)	0:24.25 [4] (0:11.67)	0:12.58 [5] (0:12.58)
Average Speed [km/h]	46.7	63.7	61.7	61.5	63.4	61.7	57.2
Top Speed [km/h]	61.1	65.1	63.6	62.7	64.7	63.8	59.9
Avg. Dist. to Rail [m]	1.1	1.4	1.7	1.1	2.4	3.4	5.4
Avg. Stride Freq. [Hz]	2.4	2.4	2.3	2.4	2.4	2.4	2.3
Avg. Stride Length [m]	6.4	7.3	7.4	7.2	7.3	7.3	6.9



- [] Ranking at each section and finish
- .-.- No data available at this section
- NA No data available



Horse/Jockey Name	Badlifedecision
Final Rank	7
Fastest Section Time (Section)	0:07.75 (Overall)
Top Speed [km/h] (Section)	65.5 (600m)
Race State	Finished



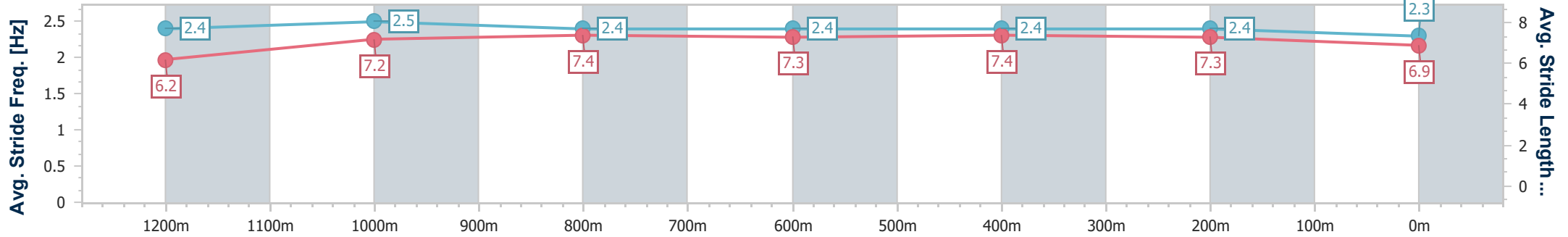
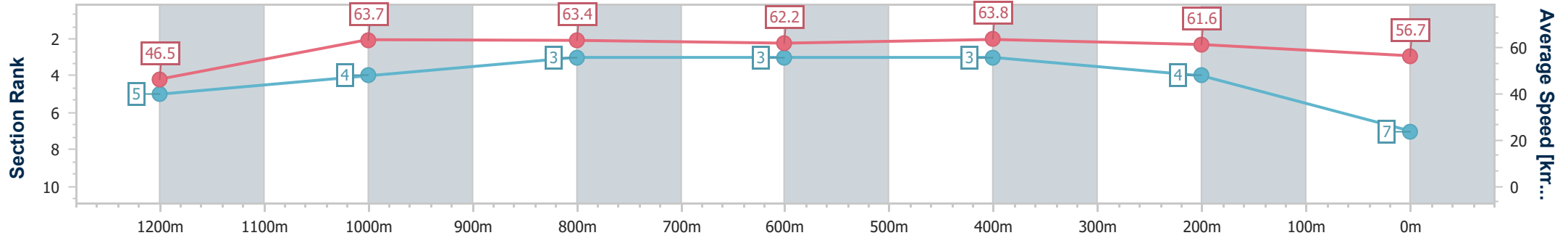
Rockhampton QLD Professional
 Race 3: RQ Supports Racing Industry Safety QTIS Three-Year-Old Maiden Handicap - 1300m



29 October 2024 - 14:55

Track Rating: Soft 5, Weather: Fine, Rail Position: +7.5m Entire

Section	Overall	1200m	1000m	800m	600m	400m	200m
Section Times	1:17.97 [7] (0:07.75)	1:10.22 [5] (0:11.33)	0:58.89 [4] (0:11.38)	0:47.51 [3] (0:11.80)	0:35.71 [3] (0:11.31)	0:24.40 [3] (0:11.69)	0:12.71 [4] (0:12.71)
Average Speed [km/h]	46.5	63.7	63.4	62.2	63.8	61.6	56.7
Top Speed [km/h]	62.9	65.2	64.9	63.1	65.5	62.8	59.1
Avg. Dist. to Rail [m]	6.1	1.3	0.7	2.6	3.8	4.3	6.8
Avg. Stride Freq. [Hz]	2.4	2.5	2.4	2.4	2.4	2.4	2.3
Avg. Stride Length [m]	6.2	7.2	7.4	7.3	7.4	7.3	6.9



- [] Ranking at each section and finish
- .-.- No data available at this section
- NA No data available



Horse/Jockey Name	Mishani Talent
Final Rank	8
Fastest Section Time (Section)	0:08.33 (Overall)
Top Speed [km/h] (Section)	66.5 (400m)
Race State	Finished



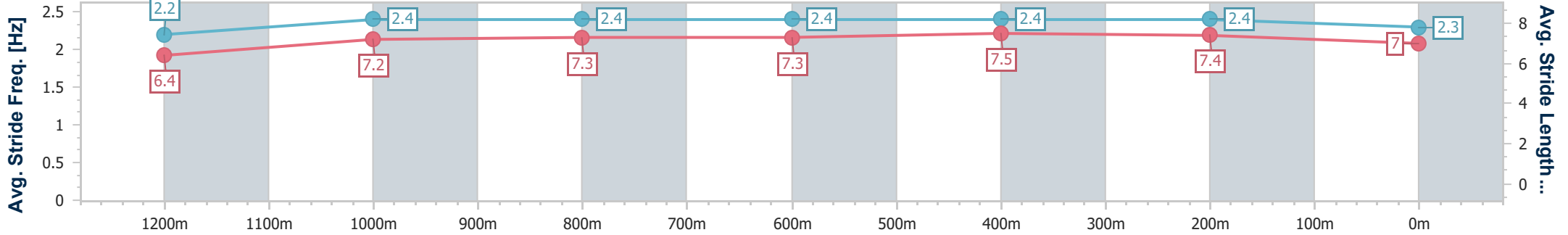
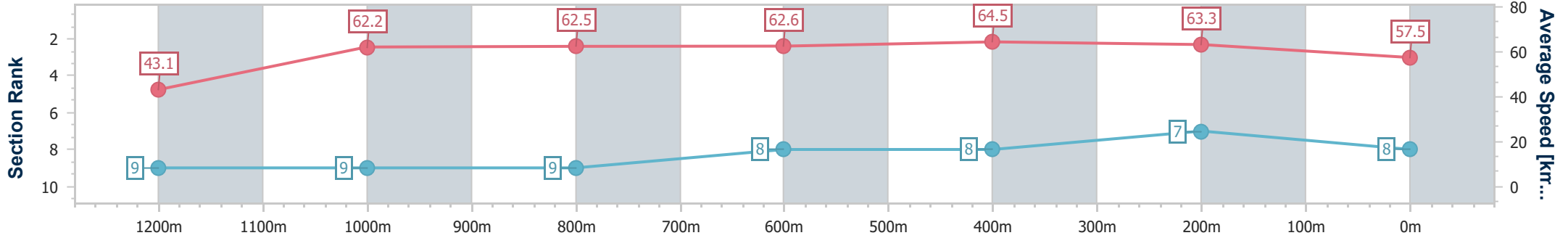
Rockhampton QLD Professional
 Race 3: RQ Supports Racing Industry Safety QTIS Three-Year-Old Maiden Handicap - 1300m



29 October 2024 - 14:55

Track Rating: Soft 5, Weather: Fine, Rail Position: +7.5m Entire

Section	Overall	1200m	1000m	800m	600m	400m	200m
Section Times	1:18.16 [8] (0:08.33)	1:09.83 [9] (0:11.57)	0:58.26 [9] (0:11.43)	0:46.83 [9] (0:11.72)	0:35.11 [8] (0:11.21)	0:23.90 [8] (0:11.39)	0:12.51 [7] (0:12.51)
Average Speed [km/h]	43.1	62.2	62.5	62.6	64.5	63.3	57.5
Top Speed [km/h]	57.7	64.1	64.3	64.4	66.5	66.5	61.5
Avg. Dist. to Rail [m]	0.7	1.6	1.3	2.6	4.4	7.1	7.4
Avg. Stride Freq. [Hz]	2.2	2.4	2.4	2.4	2.4	2.4	2.3
Avg. Stride Length [m]	6.4	7.2	7.3	7.3	7.5	7.4	7.0



- [] Ranking at each section and finish
- .-.- No data available at this section
- NA No data available



Horse/Jockey Name	Imperial Blossom
Final Rank	9
Fastest Section Time (Section)	0:08.20 (Overall)
Top Speed [km/h] (Section)	66.9 (1200m)
Race State	Finished



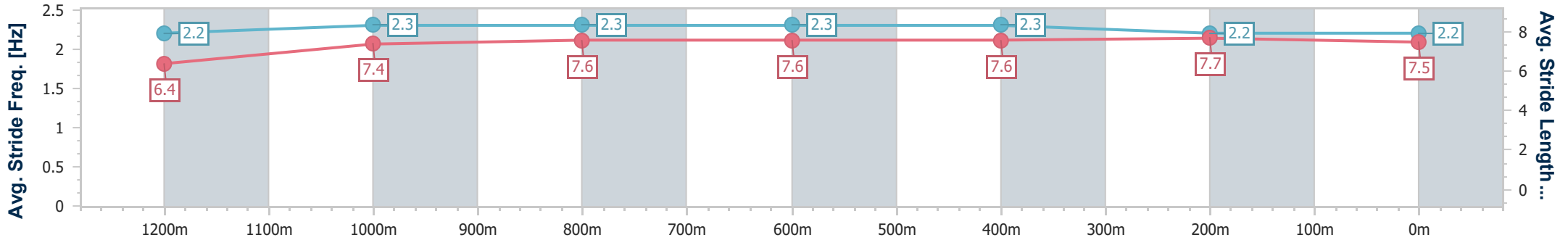
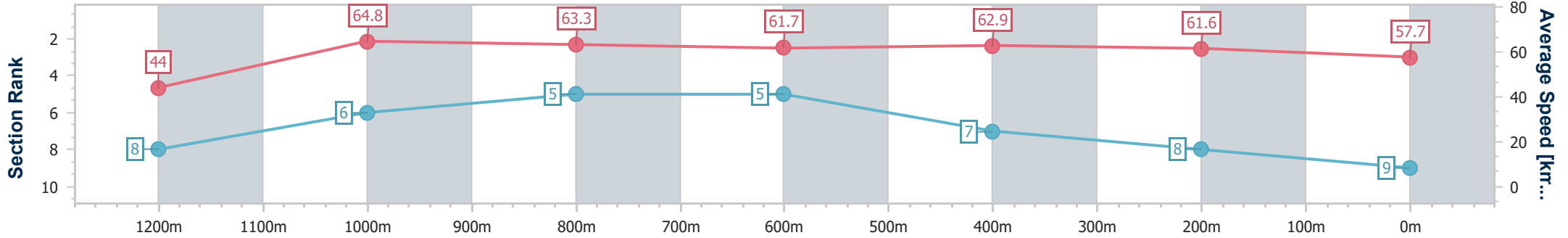
Rockhampton QLD Professional
 Race 3: RQ Supports Racing Industry Safety QTIS Three-Year-Old Maiden Handicap - 1300m



29 October 2024 - 14:55

Track Rating: Soft 5, Weather: Fine, Rail Position: +7.5m Entire

Section	Overall	1200m	1000m	800m	600m	400m	200m
Section Times	1:18.31 [9] (0:08.20)	1:10.11 [8] (0:11.12)	0:58.99 [6] (0:11.40)	0:47.59 [5] (0:11.94)	0:35.65 [5] (0:11.46)	0:24.19 [7] (0:11.70)	0:12.49 [8]
Average Speed [km/h]	44.0	64.8	63.3	61.7	62.9	61.6	57.7
Top Speed [km/h]	60.5	66.9	66.0	62.5	63.8	63.8	60.2
Avg. Dist. to Rail [m]	3.4	1.4	0.6	2.8	3.9	5.5	5.4
Avg. Stride Freq. [Hz]	2.2	2.3	2.3	2.3	2.3	2.2	2.2
Avg. Stride Length [m]	6.4	7.4	7.6	7.6	7.6	7.7	7.5



- [] Ranking at each section and finish
- .-.- No data available at this section
- NA No data available