



Rockhampton QLD Professional

Race 1: TAB BM65 Handicap - 1500m

29 October 2024 - 13:47



Track Rating: Soft 5, Weather: Fine, Rail Position: +7.5m Entire

Section		Overall	1400m	1200m	1000m	800m	600m	400m	Last 600m				
Field Times		1:29.86 (0:07.76)	1:22.10 (0:11.59)	1:10.51 (0:11.80)	0:58.71 (0:11.91)	0:46.80 (0:11.97)	0:34.83 (0:11.44)	0:23.39 (0:11.33)	0:34.83				
Rank	TAB Horse/Jockey	Barrier	Top Speed [km/h]	Fastest Section					Distance Travelled [m]				
1	4 BLUE RAY Justin Stanley	1	64.4 400m	0:07.76 Overall	1:29.86 [1] (0:07.76)	1:22.10 [1] (0:11.59)	1:10.51 [1] (0:11.80)	0:58.71 [1] (0:11.91)	0:46.80 [1] (0:11.97)	0:34.83 [1] (0:11.44)	0:23.39 [1] (0:11.33)	0:34.83	
2	2 OUR TURN NOW Sean Cormack	2	64.5 600m	0:08.24 Overall	1:30.03 [2] (0:08.24)	1:21.79 [4] (0:11.53)	1:10.26 [3] (0:11.80)	0:58.46 [3] (0:11.85)	0:46.61 [3] (0:11.97)	0:34.64 [3] (0:11.31)	0:23.33 [3] (0:11.38)	0:34.64	+1
3	5 BOLD SMUGGLER Georgina Cartwright	3	66.1 600m	0:08.00 Overall	1:30.41 [3] (0:08.00)	1:22.41 [2] (0:11.79)	1:10.62 [4] (0:11.88)	0:58.74 [4] (0:11.96)	0:46.78 [4] (0:12.02)	0:34.76 [4] (0:11.25)	0:23.51 [4] (0:11.33)	0:34.76	+2
4	6 DIASONIC Adam Sewell	4	65.1 1400m	0:08.01 Overall	1:31.12 [4] (0:08.01)	1:23.11 [3] (0:11.48)	1:11.63 [2] (0:11.78)	0:59.85 [2] (0:11.95)	0:47.90 [2] (0:11.95)	0:35.95 [2] (0:11.41)	0:24.54 [2] (0:11.77)	0:35.95	+1

Scratched: Tomydonka (#7), Man In The Mirror (#1), All The Shops (#3)

[] Ranking at each section and finish
 -:-:-:- No data available at this section
 NA No data available

SCN Saddle cloth number
 DNF Did not finish
 DNT Did not track



Rockhampton QLD Professional

Race 1: TAB BM65 Handicap - 1500m

29 October 2024 - 13:47



Track Rating: Soft 5, Weather: Fine, Rail Position: +7.5m Entire

Section				200m				Last 600m	
Field Times				0:12.06 (0:12.06)				0:34.83	
Rank	TAB	Horse/Jockey	Barrier	Top Speed [km/h]	Fastest Section	Margin			Distance Travelled [m]
1	4	BLUE RAY Justin Stanley	1	64.4 400m	0:07.76 Overall	0:12.06 [1] (0:12.06)	1:29.86		0:34.83
2	2	OUR TURN NOW Sean Cormack	2	64.5 600m	0:08.24 Overall	0:11.95 [2] (0:11.95)	1L		0:34.64 +1
3	5	BOLD SMUGGLER Georgina Cartwright	3	66.1 600m	0:08.00 Overall	0:12.18 [3] (0:12.18)	1.65L		0:34.76 +2
4	6	DIASONIC Adam Sewell	4	65.1 1400m	0:08.01 Overall	0:12.77 [4] (0:12.77)	7.42L		0:35.95 +1

Scratched: Tomydonka (#7), Man In The Mirror (#1), All The Shops (#3)

[] Ranking at each section and finish
 -:-:-:- No data available at this section
 NA No data available

SCN Saddle cloth number
 DNF Did not finish
 DNT Did not track



Horse/Jockey Name	Blue Ray
Final Rank	1
Fastest Section Time (Section)	0:07.76 (Overall)
Top Speed [km/h] (Section)	64.4 (400m)
Race State	Finished



Rockhampton QLD Professional

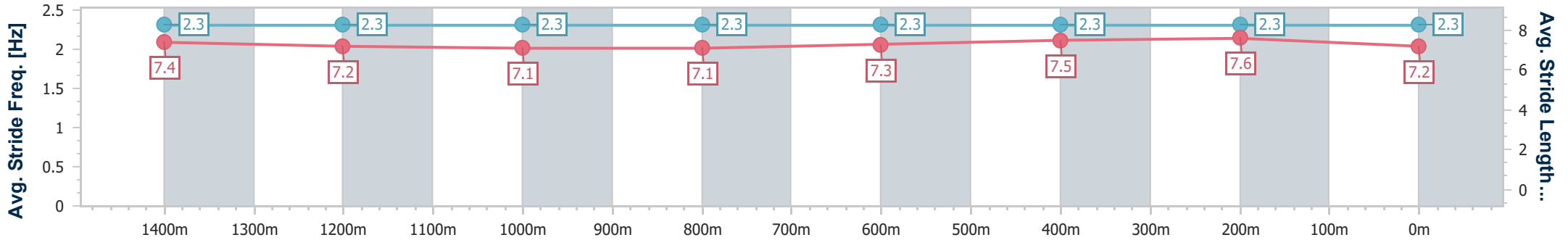
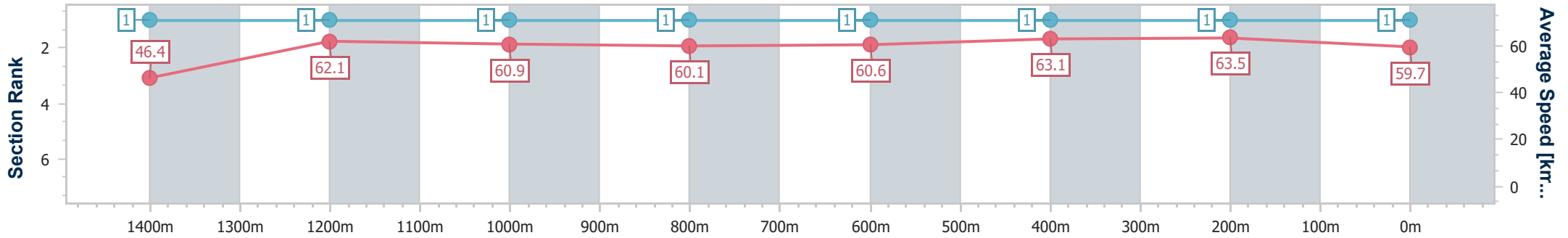
Race 1: TAB BM65 Handicap - 1500m

29 October 2024 - 13:47



Track Rating: Soft 5, Weather: Fine, Rail Position: +7.5m Entire

Section	Overall	1400m	1200m	1000m	800m	600m	400m	200m
Section Times	1:29.86 [1] (0:07.76)	1:22.10 [1] (0:11.59)	1:10.51 [1] (0:11.80)	0:58.71 [1] (0:11.91)	0:46.80 [1] (0:11.97)	0:34.83 [1] (0:11.44)	0:23.39 [1] (0:11.33)	0:12.06 [1] (0:12.06)
Average Speed [km/h]	46.4	62.1	60.9	60.1	60.6	63.1	63.5	59.7
Top Speed [km/h]	61.9	62.5	62.0	60.7	62.7	64.1	64.4	62.5
Avg. Dist. to Rail [m]	1.4	1.3	1.2	0.9	0.9	1.6	1.8	2.0
Avg. Stride Freq. [Hz]	2.3	2.3	2.3	2.3	2.3	2.3	2.3	2.3
Avg. Stride Length [m]	7.4	7.2	7.1	7.1	7.3	7.5	7.6	7.2



- [] Ranking at each section and finish
- .-.- No data available at this section
- NA No data available



Horse/Jockey Name	Our Turn Now
Final Rank	2
Fastest Section Time (Section)	0:08.24 (Overall)
Top Speed [km/h] (Section)	64.5 (600m)
Race State	Finished



Rockhampton QLD Professional

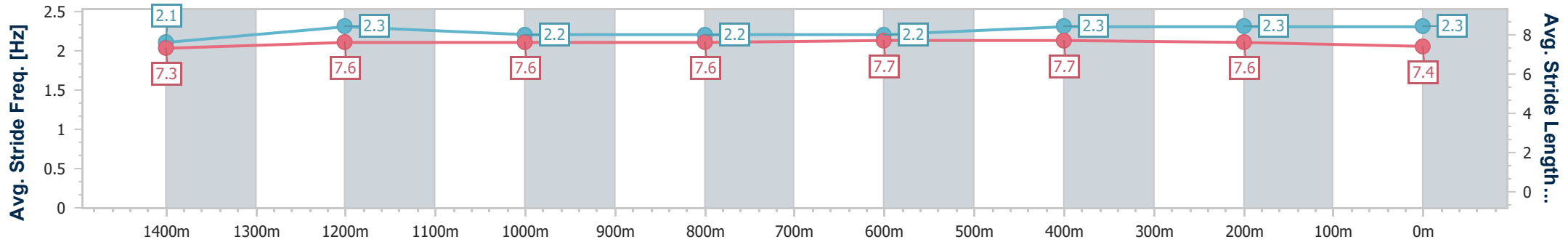
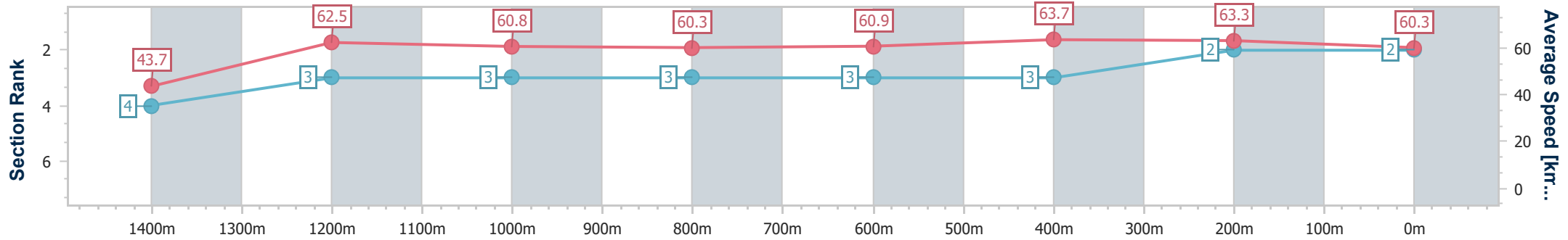
Race 1: TAB BM65 Handicap - 1500m

29 October 2024 - 13:47



Track Rating: Soft 5, Weather: Fine, Rail Position: +7.5m Entire

Section	Overall	1400m	1200m	1000m	800m	600m	400m	200m
Section Times	1:30.03 [2] (0:08.24)	1:21.79 [4] (0:11.53)	1:10.26 [3] (0:11.80)	0:58.46 [3] (0:11.85)	0:46.61 [3] (0:11.97)	0:34.64 [3] (0:11.31)	0:23.33 [3] (0:11.38)	0:11.95 [2] (0:11.95)
Average Speed [km/h]	43.7	62.5	60.8	60.3	60.9	63.7	63.3	60.3
Top Speed [km/h]	60.7	63.5	62.3	61.1	62.2	64.5	64.0	62.1
Avg. Dist. to Rail [m]	1.4	2.2	2.1	1.5	1.6	2.8	3.2	3.6
Avg. Stride Freq. [Hz]	2.1	2.3	2.2	2.2	2.2	2.3	2.3	2.3
Avg. Stride Length [m]	7.3	7.6	7.6	7.6	7.7	7.7	7.6	7.4



- [] Ranking at each section and finish
- .-.- No data available at this section
- NA No data available



Horse/Jockey Name	Bold Smuggler
Final Rank	3
Fastest Section Time (Section)	0:08.00 (Overall)
Top Speed [km/h] (Section)	66.1 (600m)
Race State	Finished



Rockhampton QLD Professional

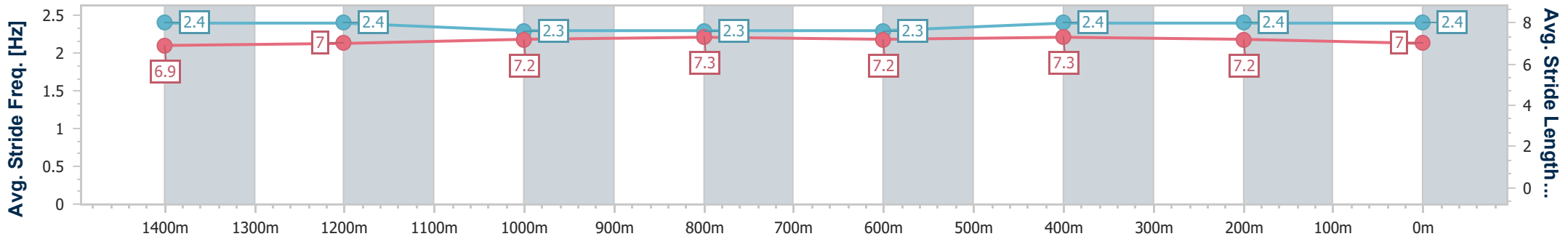
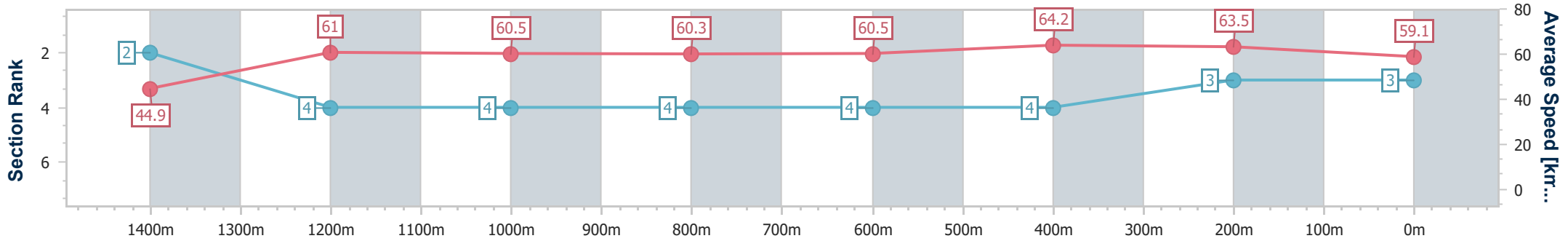
Race 1: TAB BM65 Handicap - 1500m

29 October 2024 - 13:47

Track Rating: Soft 5, Weather: Fine, Rail Position: +7.5m Entire



Section	Overall	1400m	1200m	1000m	800m	600m	400m	200m
Section Times	1:30.41 [3] (0:08.00)	1:22.41 [2] (0:11.79)	1:10.62 [4] (0:11.88)	0:58.74 [4] (0:11.96)	0:46.78 [4] (0:12.02)	0:34.76 [4] (0:11.25)	0:23.51 [4] (0:11.33)	0:12.18 [3] (0:12.18)
Average Speed [km/h]	44.9	61.0	60.5	60.3	60.5	64.2	63.5	59.1
Top Speed [km/h]	59.2	62.0	61.9	61.7	63.7	66.1	65.5	61.9
Avg. Dist. to Rail [m]	0.5	0.3	0.3	0.3	1.5	1.9	2.1	1.1
Avg. Stride Freq. [Hz]	2.4	2.4	2.3	2.3	2.3	2.4	2.4	2.4
Avg. Stride Length [m]	6.9	7.0	7.2	7.3	7.2	7.3	7.2	7.0



- [] Ranking at each section and finish
- .-.- No data available at this section
- NA No data available



Horse/Jockey Name	Diasonic
Final Rank	4
Fastest Section Time (Section)	0:08.01 (Overall)
Top Speed [km/h] (Section)	65.1 (1400m)
Race State	Finished



Rockhampton QLD Professional

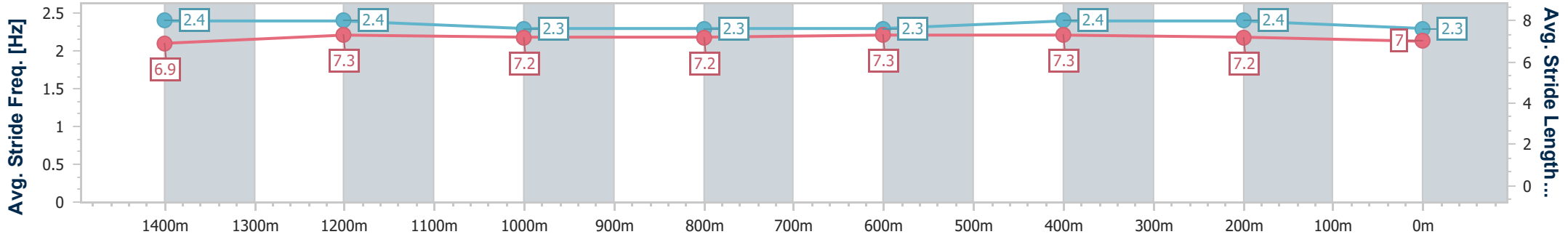
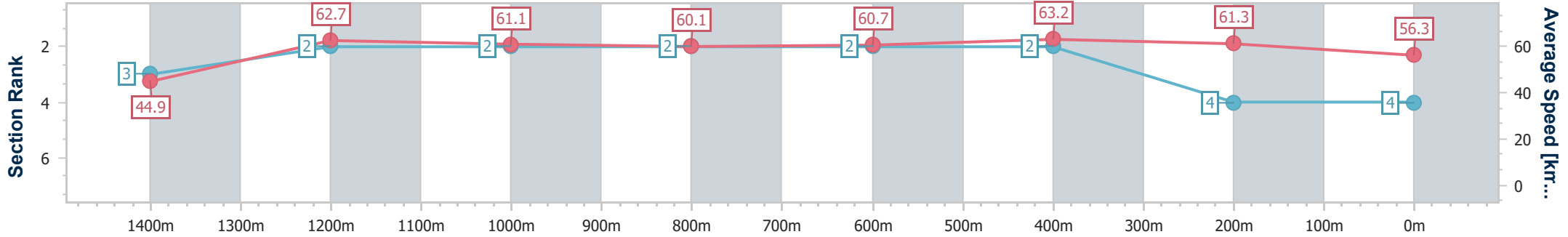
Race 1: TAB BM65 Handicap - 1500m

29 October 2024 - 13:47

Track Rating: Soft 5, Weather: Fine, Rail Position: +7.5m Entire



Section	Overall	1400m	1200m	1000m	800m	600m	400m	200m
Section Times	1:31.12 [4] (0:08.01)	1:23.11 [3] (0:11.48)	1:11.63 [2] (0:11.78)	0:59.85 [2] (0:11.95)	0:47.90 [2] (0:11.95)	0:35.95 [2] (0:11.41)	0:24.54 [2] (0:11.77)	0:12.77 [4] (0:12.77)
Average Speed [km/h]	44.9	62.7	61.1	60.1	60.7	63.2	61.3	56.3
Top Speed [km/h]	59.9	65.1	61.8	61.1	62.7	64.3	63.6	59.4
Avg. Dist. to Rail [m]	2.2	1.2	0.2	0.3	1.1	2.4	4.0	3.9
Avg. Stride Freq. [Hz]	2.4	2.4	2.3	2.3	2.3	2.4	2.4	2.3
Avg. Stride Length [m]	6.9	7.3	7.2	7.2	7.3	7.3	7.2	7.0



- [] Ranking at each section and finish
- .-.- No data available at this section
- NA No data available