



Rockhampton QLD Professional

Race 1: TAB BM65 Handicap - 1500m

29 October 2024 - 13:47



Track Rating: Soft 5, Weather: Fine, Rail Position: +7.5m Entire

Section		Overall	1400m	1200m	1000m	800m	600m	400m	Last 600m				
Field Times		1:29.86 (0:07.76)	1:22.10 (0:11.59)	1:10.51 (0:11.80)	0:58.71 (0:11.91)	0:46.80 (0:11.97)	0:34.83 (0:11.44)	0:23.39 (0:11.33)	0:34.83				
Rank	TAB Horse/Jockey	Barrier	Top Speed [km/h]	Fastest Section					Distance Travelled [m]				
1	4 BLUE RAY Justin Stanley	1	64.4 400m	0:07.76 Overall	1:29.86 [1] (0:07.76)	1:22.10 [1] (0:11.59)	1:10.51 [1] (0:11.80)	0:58.71 [1] (0:11.91)	0:46.80 [1] (0:11.97)	0:34.83 [1] (0:11.44)	0:23.39 [1] (0:11.33)	0:34.83	
2	2 OUR TURN NOW Sean Cormack	2	64.5 600m	0:08.24 Overall	1:30.03 [2] (0:08.24)	1:21.79 [4] (0:11.53)	1:10.26 [3] (0:11.80)	0:58.46 [3] (0:11.85)	0:46.61 [3] (0:11.97)	0:34.64 [3] (0:11.31)	0:23.33 [3] (0:11.38)	0:34.64	+1
3	5 BOLD SMUGGLER Georgina Cartwright	3	66.1 600m	0:08.00 Overall	1:30.41 [3] (0:08.00)	1:22.41 [2] (0:11.79)	1:10.62 [4] (0:11.88)	0:58.74 [4] (0:11.96)	0:46.78 [4] (0:12.02)	0:34.76 [4] (0:11.25)	0:23.51 [4] (0:11.33)	0:34.76	+2
4	6 DIASONIC Adam Sewell	4	65.1 1400m	0:08.01 Overall	1:31.12 [4] (0:08.01)	1:23.11 [3] (0:11.48)	1:11.63 [2] (0:11.78)	0:59.85 [2] (0:11.95)	0:47.90 [2] (0:11.95)	0:35.95 [2] (0:11.41)	0:24.54 [2] (0:11.77)	0:35.95	+1

Scratched: Tomydonka (#7), Man In The Mirror (#1), All The Shops (#3)

[] Ranking at each section and finish
 -:-:-:- No data available at this section
 NA No data available

SCN Saddle cloth number
 DNF Did not finish
 DNT Did not track



Rockhampton QLD Professional

Race 1: TAB BM65 Handicap - 1500m

29 October 2024 - 13:47



Track Rating: Soft 5, Weather: Fine, Rail Position: +7.5m Entire

Section				200m				Last 600m	
Field Times				0:12.06 (0:12.06)				0:34.83	
Rank	TAB	Horse/Jockey	Barrier	Top Speed [km/h]	Fastest Section	Margin			Distance Travelled [m]
1	4	BLUE RAY Justin Stanley	1	64.4 400m	0:07.76 Overall	0:12.06 [1] (0:12.06)	1:29.86		0:34.83
2	2	OUR TURN NOW Sean Cormack	2	64.5 600m	0:08.24 Overall	0:11.95 [2] (0:11.95)	1L		0:34.64 +1
3	5	BOLD SMUGGLER Georgina Cartwright	3	66.1 600m	0:08.00 Overall	0:12.18 [3] (0:12.18)	1.65L		0:34.76 +2
4	6	DIASONIC Adam Sewell	4	65.1 1400m	0:08.01 Overall	0:12.77 [4] (0:12.77)	7.42L		0:35.95 +1

Scratched: Tomydonka (#7), Man In The Mirror (#1), All The Shops (#3)

[] Ranking at each section and finish
 -:-:-:- No data available at this section
 NA No data available

SCN Saddle cloth number
 DNF Did not finish
 DNT Did not track



Horse/Jockey Name	Blue Ray
Final Rank	1
Fastest Section Time (Section)	0:07.76 (Overall)
Top Speed [km/h] (Section)	64.4 (400m)
Race State	Finished



Rockhampton QLD Professional

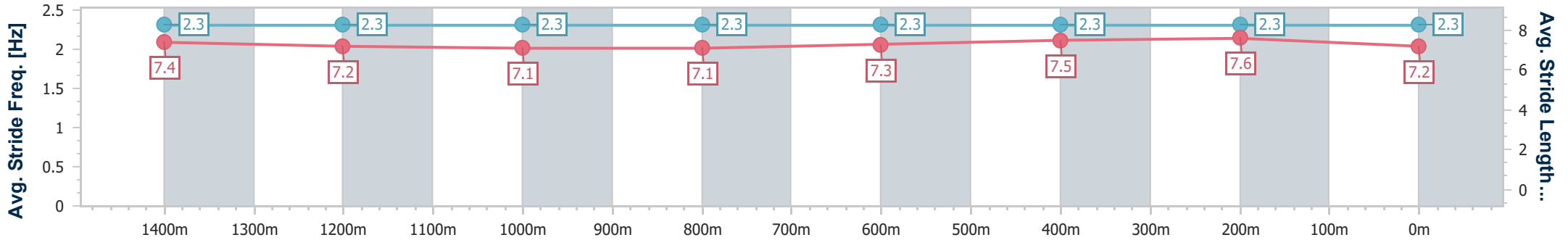
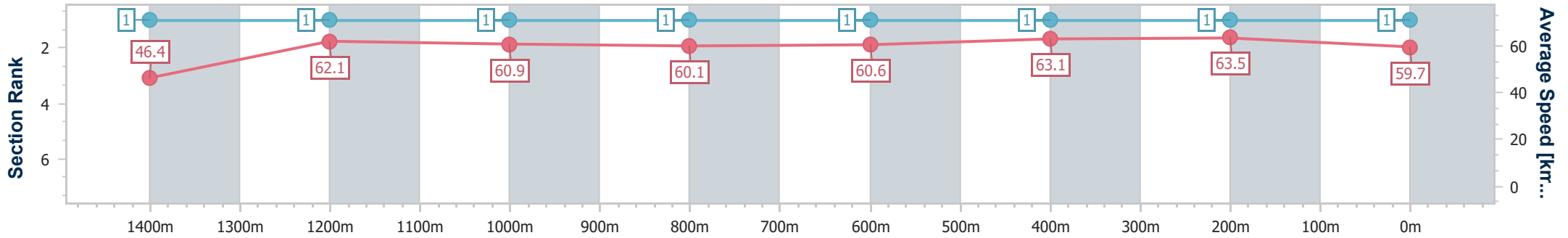
Race 1: TAB BM65 Handicap - 1500m

29 October 2024 - 13:47

Track Rating: Soft 5, Weather: Fine, Rail Position: +7.5m Entire



Section	Overall	1400m	1200m	1000m	800m	600m	400m	200m
Section Times	1:29.86 [1] (0:07.76)	1:22.10 [1] (0:11.59)	1:10.51 [1] (0:11.80)	0:58.71 [1] (0:11.91)	0:46.80 [1] (0:11.97)	0:34.83 [1] (0:11.44)	0:23.39 [1] (0:11.33)	0:12.06 [1] (0:12.06)
Average Speed [km/h]	46.4	62.1	60.9	60.1	60.6	63.1	63.5	59.7
Top Speed [km/h]	61.9	62.5	62.0	60.7	62.7	64.1	64.4	62.5
Avg. Dist. to Rail [m]	1.4	1.3	1.2	0.9	0.9	1.6	1.8	2.0
Avg. Stride Freq. [Hz]	2.3	2.3	2.3	2.3	2.3	2.3	2.3	2.3
Avg. Stride Length [m]	7.4	7.2	7.1	7.1	7.3	7.5	7.6	7.2





Horse/Jockey Name	Our Turn Now
Final Rank	2
Fastest Section Time (Section)	0:08.24 (Overall)
Top Speed [km/h] (Section)	64.5 (600m)
Race State	Finished



Rockhampton QLD Professional

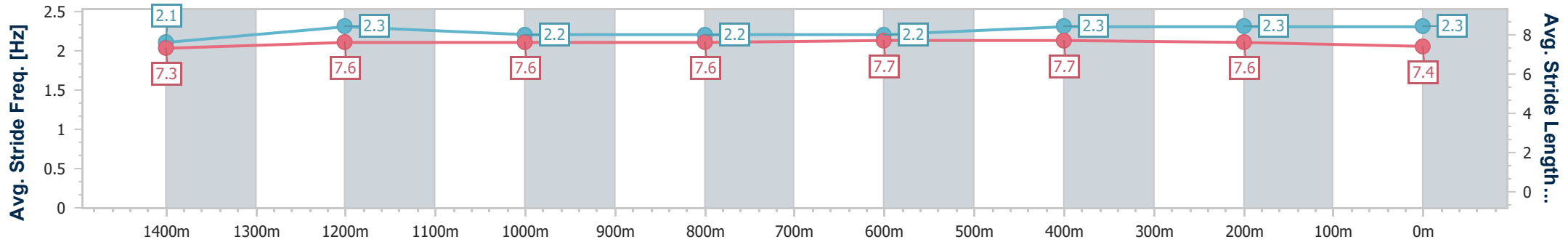
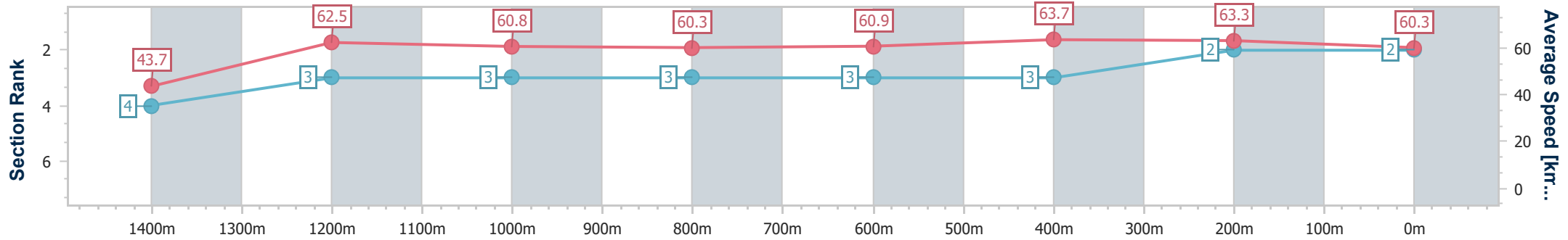
Race 1: TAB BM65 Handicap - 1500m

29 October 2024 - 13:47

Track Rating: Soft 5, Weather: Fine, Rail Position: +7.5m Entire



Section	Overall	1400m	1200m	1000m	800m	600m	400m	200m
Section Times	1:30.03 [2] (0:08.24)	1:21.79 [4] (0:11.53)	1:10.26 [3] (0:11.80)	0:58.46 [3] (0:11.85)	0:46.61 [3] (0:11.97)	0:34.64 [3] (0:11.31)	0:23.33 [3] (0:11.38)	0:11.95 [2] (0:11.95)
Average Speed [km/h]	43.7	62.5	60.8	60.3	60.9	63.7	63.3	60.3
Top Speed [km/h]	60.7	63.5	62.3	61.1	62.2	64.5	64.0	62.1
Avg. Dist. to Rail [m]	1.4	2.2	2.1	1.5	1.6	2.8	3.2	3.6
Avg. Stride Freq. [Hz]	2.1	2.3	2.2	2.2	2.2	2.3	2.3	2.3
Avg. Stride Length [m]	7.3	7.6	7.6	7.6	7.7	7.7	7.6	7.4



- [] Ranking at each section and finish
- .-.- No data available at this section
- NA No data available



Horse/Jockey Name	Bold Smuggler
Final Rank	3
Fastest Section Time (Section)	0:08.00 (Overall)
Top Speed [km/h] (Section)	66.1 (600m)
Race State	Finished



Rockhampton QLD Professional

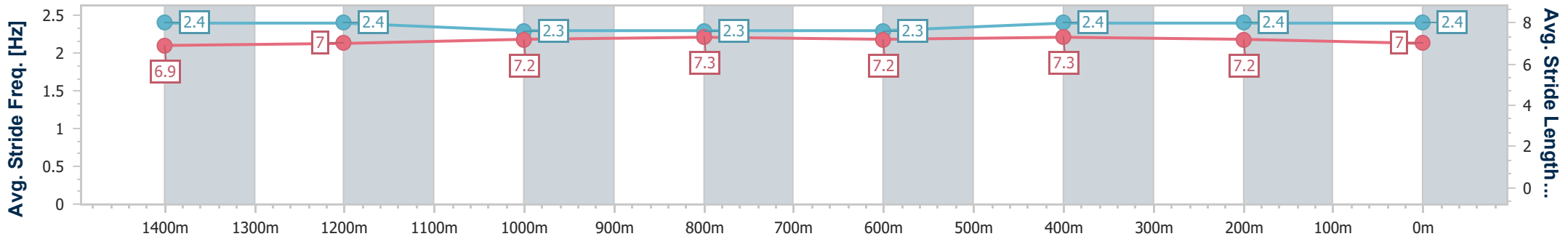
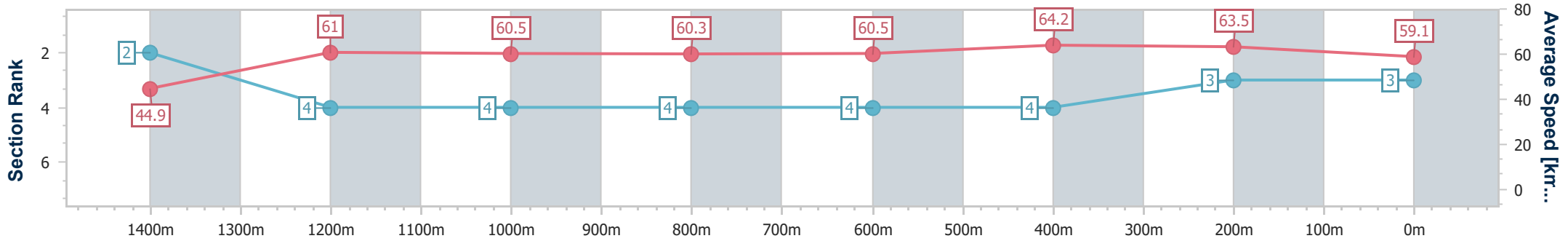
Race 1: TAB BM65 Handicap - 1500m

29 October 2024 - 13:47



Track Rating: Soft 5, Weather: Fine, Rail Position: +7.5m Entire

Section	Overall	1400m	1200m	1000m	800m	600m	400m	200m
Section Times	1:30.41 [3] (0:08.00)	1:22.41 [2] (0:11.79)	1:10.62 [4] (0:11.88)	0:58.74 [4] (0:11.96)	0:46.78 [4] (0:12.02)	0:34.76 [4] (0:11.25)	0:23.51 [4] (0:11.33)	0:12.18 [3] (0:12.18)
Average Speed [km/h]	44.9	61.0	60.5	60.3	60.5	64.2	63.5	59.1
Top Speed [km/h]	59.2	62.0	61.9	61.7	63.7	66.1	65.5	61.9
Avg. Dist. to Rail [m]	0.5	0.3	0.3	0.3	1.5	1.9	2.1	1.1
Avg. Stride Freq. [Hz]	2.4	2.4	2.3	2.3	2.3	2.4	2.4	2.4
Avg. Stride Length [m]	6.9	7.0	7.2	7.3	7.2	7.3	7.2	7.0



- [] Ranking at each section and finish
- .-.- No data available at this section
- NA No data available



Horse/Jockey Name	Diasonic
Final Rank	4
Fastest Section Time (Section)	0:08.01 (Overall)
Top Speed [km/h] (Section)	65.1 (1400m)
Race State	Finished



Rockhampton QLD Professional

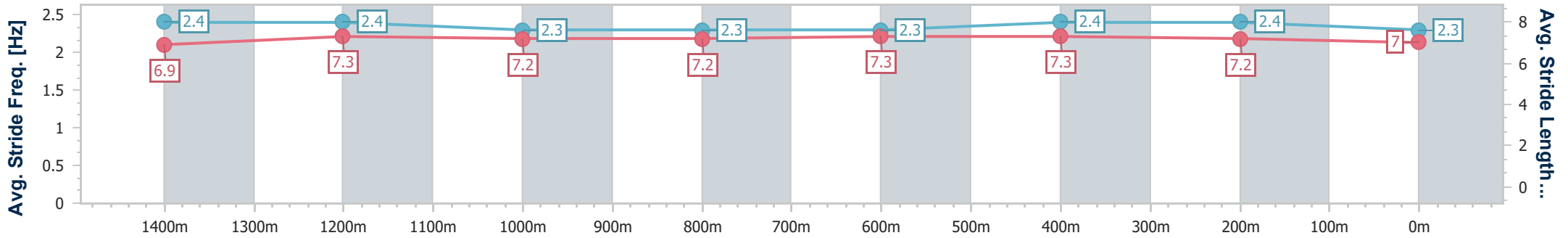
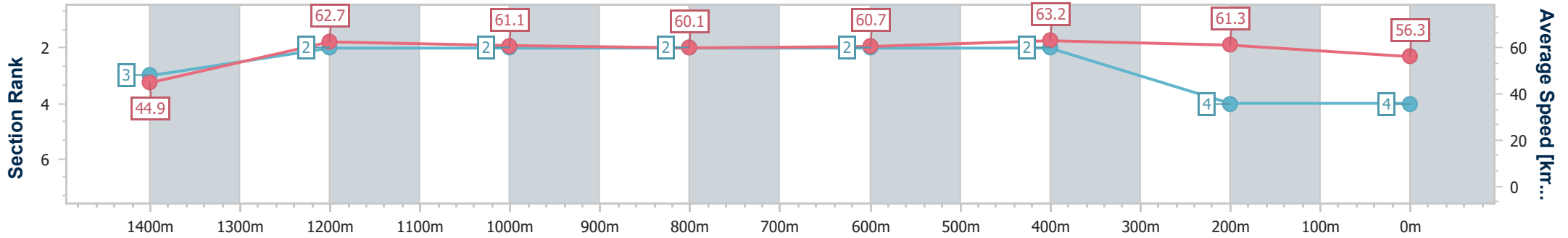
Race 1: TAB BM65 Handicap - 1500m

29 October 2024 - 13:47

Track Rating: Soft 5, Weather: Fine, Rail Position: +7.5m Entire



Section	Overall	1400m	1200m	1000m	800m	600m	400m	200m
Section Times	1:31.12 [4] (0:08.01)	1:23.11 [3] (0:11.48)	1:11.63 [2] (0:11.78)	0:59.85 [2] (0:11.95)	0:47.90 [2] (0:11.95)	0:35.95 [2] (0:11.41)	0:24.54 [2] (0:11.77)	0:12.77 [4] (0:12.77)
Average Speed [km/h]	44.9	62.7	61.1	60.1	60.7	63.2	61.3	56.3
Top Speed [km/h]	59.9	65.1	61.8	61.1	62.7	64.3	63.6	59.4
Avg. Dist. to Rail [m]	2.2	1.2	0.2	0.3	1.1	2.4	4.0	3.9
Avg. Stride Freq. [Hz]	2.4	2.4	2.3	2.3	2.3	2.4	2.4	2.3
Avg. Stride Length [m]	6.9	7.3	7.2	7.2	7.3	7.3	7.2	7.0



- [] Ranking at each section and finish
- .-.- No data available at this section
- NA No data available



Rockhampton QLD Professional

Race 2: Great Northern OPEN Handicap - 1100m

29 October 2024 - 14:20



Track Rating: Soft 5, Weather: Fine, Rail Position: +7.5m Entire

Section		Overall	1000m	800m	600m	400m	200m	Last 600m					
Field Times		1:02.73 (0:06.99)	0:55.74 (0:11.39)	0:44.35 (0:11.07)	0:33.28 (0:10.85)	0:22.43 (0:10.98)	0:11.45 (0:11.45)	0:33.28					
Rank	TAB Horse/Jockey	Barrier	Top Speed [km/h]	Fastest Section	Margin							Distance Travelled [m]	
1	5 JANEAN Justin Stanley	2	67.5 600m	0:06.99 Overall	1:02.73 [1] (0:06.99)	0:55.74 [1] (0:11.39)	0:44.35 [1] (0:11.07)	0:33.28 [1] (0:10.85)	0:22.43 [1] (0:10.98)	0:11.45 [1] (0:11.45)	1:02.73	0:33.28	
2	3 DOUBTING EYE Amy Graham	1	69.2 400m	0:07.32 Overall	1:02.87 [2] (0:07.32)	0:55.55 [3] (0:11.38)	0:44.17 [3] (0:11.23)	0:32.94 [3] (0:10.70)	0:22.24 [3] (0:10.75)	0:11.49 [2] (0:11.49)	0.77L	0:32.94	+5
3	1 MEDIA EMPIRE McKenzie Apel	3	67.8 600m	0:07.18 Overall	1:03.82 [3] (0:07.18)	0:56.64 [2] (0:11.33)	0:45.31 [2] (0:11.31)	0:34.00 [2] (0:10.80)	0:23.20 [2] (0:11.02)	0:12.18 [3] (0:12.18)	6.38L	0:34.00	+5
4	6 MASONRY MAN Georgina Cartwright	4	68.2 400m	0:07.62 Overall	1:04.04 [4] (0:07.62)	0:56.42 [4] (0:11.37)	0:45.05 [4] (0:11.04)	0:34.01 [4] (0:10.97)	0:23.04 [4] (0:10.95)	0:12.09 [4] (0:12.09)	7.67L	0:34.01	+2

Scratched: Kiptanui (#4), Leadership Spill (#2)

[] Ranking at each section and finish
 -:-:- No data available at this section
 NA No data available

SCN Saddle cloth number
 DNF Did not finish
 DNT Did not track



Horse/Jockey Name	Janean
Final Rank	1
Fastest Section Time (Section)	0:06.99 (Overall)
Top Speed [km/h] (Section)	67.5 (600m)
Race State	Finished



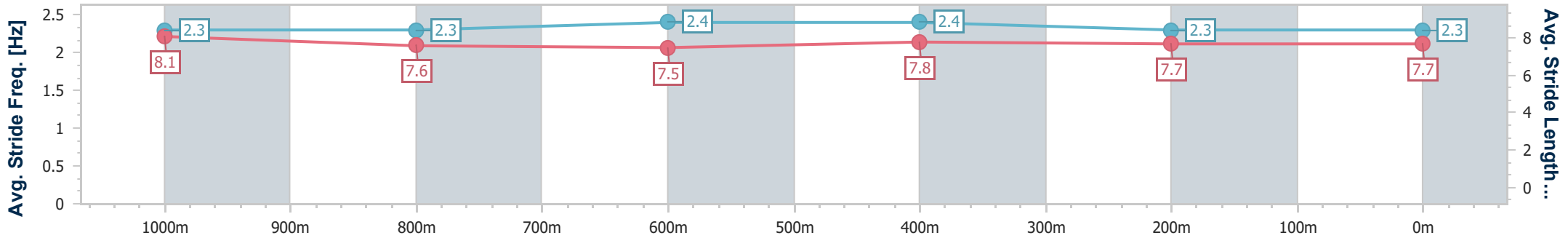
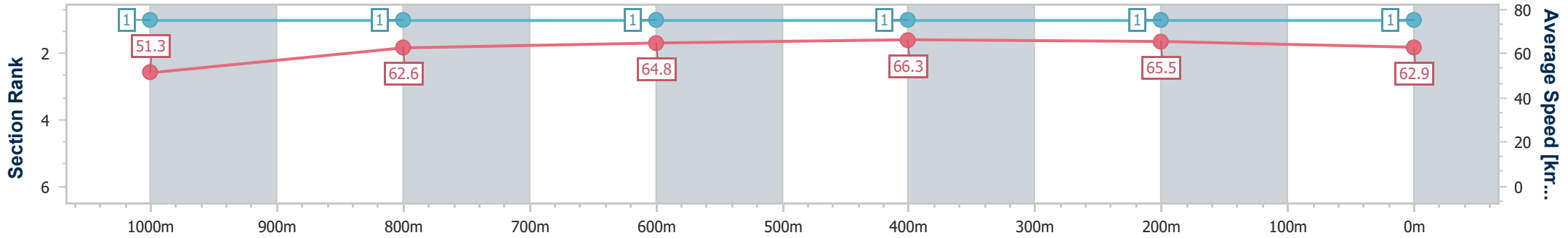
Rockhampton QLD Professional
Race 2: Great Northern OPEN Handicap - 1100m

29 October 2024 - 14:20

Track Rating: Soft 5, Weather: Fine, Rail Position: +7.5m Entire



Section	Overall	1000m	800m	600m	400m	200m
Section Times	1:02.73 [1] (0:06.99)	0:55.74 [1] (0:11.39)	0:44.35 [1] (0:11.07)	0:33.28 [1] (0:10.85)	0:22.43 [1] (0:10.98)	0:11.45 [1] (0:11.45)
Average Speed [km/h]	51.3	62.6	64.8	66.3	65.5	62.9
Top Speed [km/h]	59.6	65.0	66.8	67.5	66.6	65.4
Avg. Dist. to Rail [m]	1.1	1.5	0.8	0.4	0.4	1.6
Avg. Stride Freq. [Hz]	2.3	2.3	2.4	2.4	2.3	2.3
Avg. Stride Length [m]	8.1	7.6	7.5	7.8	7.7	7.7



- [] Ranking at each section and finish
- .-.- No data available at this section
- NA No data available



Horse/Jockey Name	Doubting Eye
Final Rank	2
Fastest Section Time (Section)	0:07.32 (Overall)
Top Speed [km/h] (Section)	69.2 (400m)
Race State	Finished



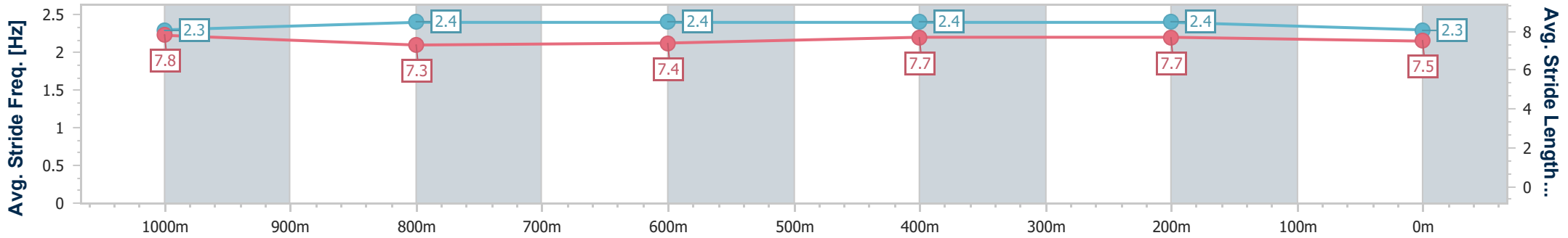
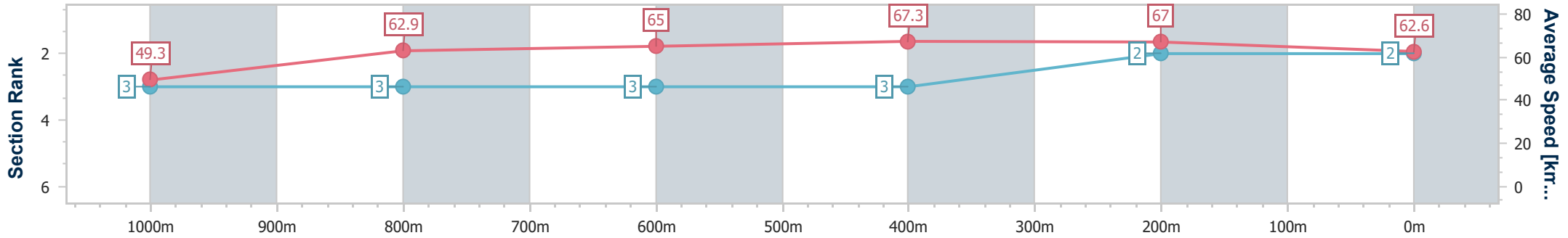
Rockhampton QLD Professional
Race 2: Great Northern OPEN Handicap - 1100m

29 October 2024 - 14:20

Track Rating: Soft 5, Weather: Fine, Rail Position: +7.5m Entire



Section	Overall	1000m	800m	600m	400m	200m
Section Times	1:02.87 [2] (0:07.32)	0:55.55 [3] (0:11.38)	0:44.17 [3] (0:11.23)	0:32.94 [3] (0:10.70)	0:22.24 [3] (0:10.75)	0:11.49 [2] (0:11.49)
Average Speed [km/h]	49.3	62.9	65.0	67.3	67.0	62.6
Top Speed [km/h]	59.4	66.1	66.5	69.0	69.2	65.0
Avg. Dist. to Rail [m]	0.4	0.9	1.5	1.8	2.9	4.2
Avg. Stride Freq. [Hz]	2.3	2.4	2.4	2.4	2.4	2.3
Avg. Stride Length [m]	7.8	7.3	7.4	7.7	7.7	7.5



- [] Ranking at each section and finish
- .-.- No data available at this section
- NA No data available



Horse/Jockey Name	Media Empire
Final Rank	3
Fastest Section Time (Section)	0:07.18 (Overall)
Top Speed [km/h] (Section)	67.8 (600m)
Race State	Finished



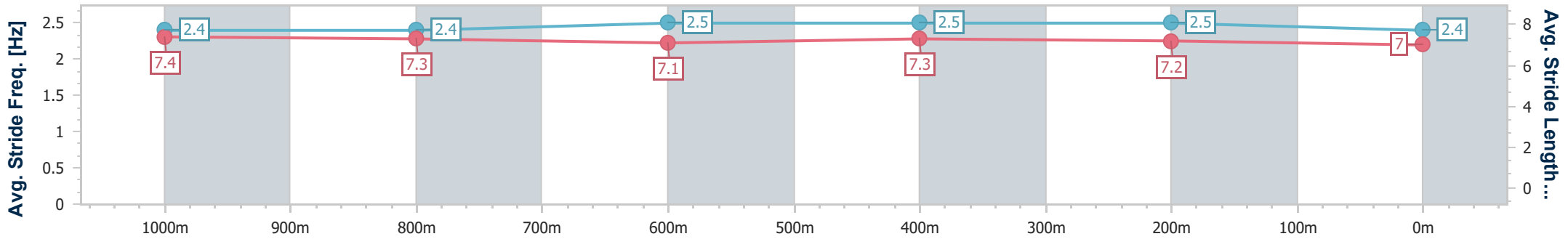
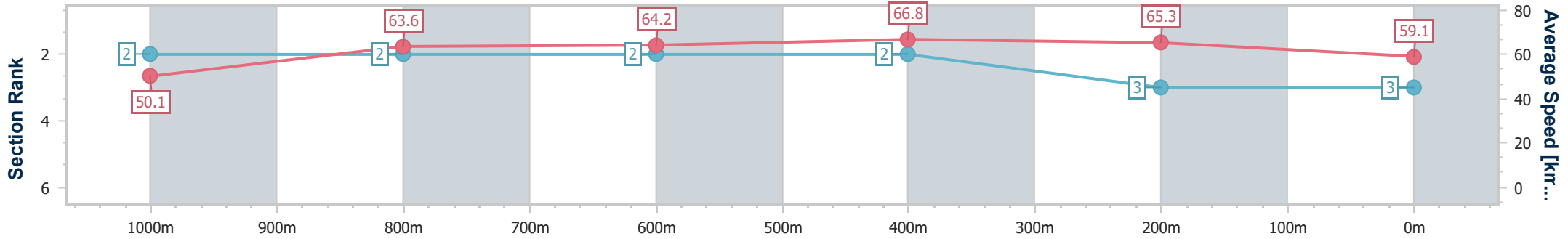
Rockhampton QLD Professional
Race 2: Great Northern OPEN Handicap - 1100m

29 October 2024 - 14:20

Track Rating: Soft 5, Weather: Fine, Rail Position: +7.5m Entire



Section	Overall	1000m	800m	600m	400m	200m
Section Times	1:03.82 [3] (0:07.18)	0:56.64 [2] (0:11.33)	0:45.31 [2] (0:11.31)	0:34.00 [2] (0:10.80)	0:23.20 [2] (0:11.02)	0:12.18 [3] (0:12.18)
Average Speed [km/h]	50.1	63.6	64.2	66.8	65.3	59.1
Top Speed [km/h]	61.5	65.3	65.5	67.8	67.4	61.8
Avg. Dist. to Rail [m]	2.4	0.4	1.1	2.3	3.1	4.2
Avg. Stride Freq. [Hz]	2.4	2.4	2.5	2.5	2.5	2.4
Avg. Stride Length [m]	7.4	7.3	7.1	7.3	7.2	7.0



- [] Ranking at each section and finish
- .-.- No data available at this section
- NA No data available



Horse/Jockey Name	Masonry Man
Final Rank	4
Fastest Section Time (Section)	0:07.62 (Overall)
Top Speed [km/h] (Section)	68.2 (400m)
Race State	Finished



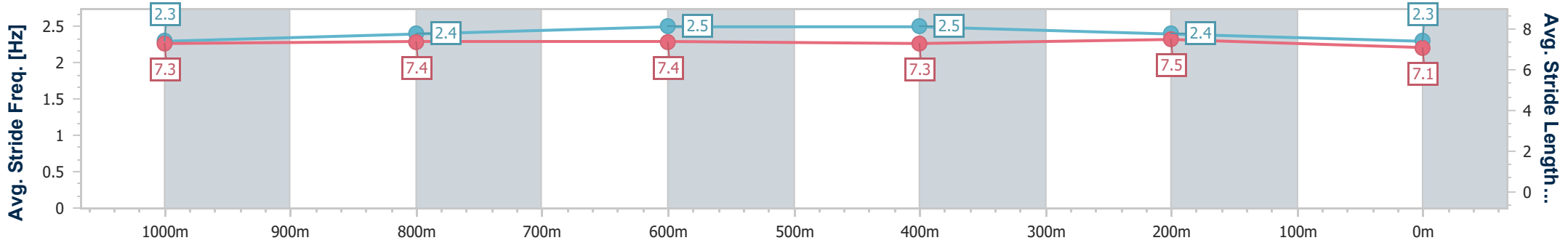
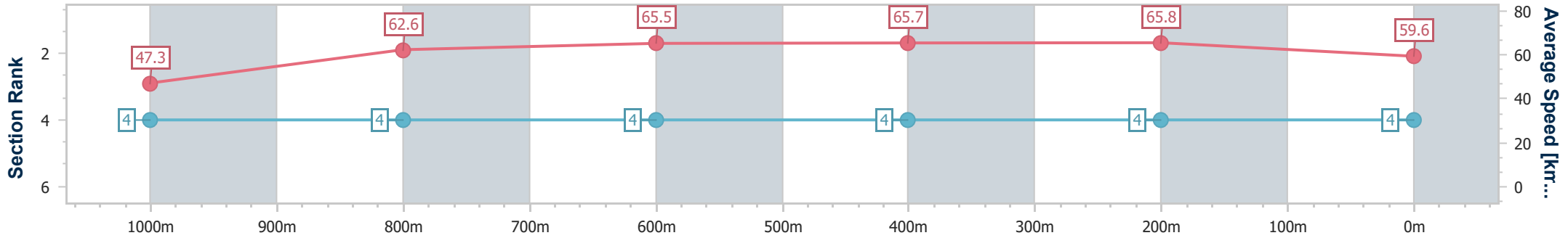
Rockhampton QLD Professional
Race 2: Great Northern OPEN Handicap - 1100m

29 October 2024 - 14:20

Track Rating: Soft 5, Weather: Fine, Rail Position: +7.5m Entire



Section	Overall	1000m	800m	600m	400m	200m
Section Times	1:04.04 [4] (0:07.62)	0:56.42 [4] (0:11.37)	0:45.05 [4] (0:11.04)	0:34.01 [4] (0:10.97)	0:23.04 [4] (0:10.95)	0:12.09 [4] (0:12.09)
Average Speed [km/h]	47.3	62.6	65.5	65.7	65.8	59.6
Top Speed [km/h]	58.5	66.0	66.9	66.5	68.2	64.7
Avg. Dist. to Rail [m]	2.5	1.6	1.2	3.0	4.3	3.3
Avg. Stride Freq. [Hz]	2.3	2.4	2.5	2.5	2.4	2.3
Avg. Stride Length [m]	7.3	7.4	7.4	7.3	7.5	7.1



- [] Ranking at each section and finish
- .-.- No data available at this section
- NA No data available



Rockhampton QLD Professional

Race 3: RQ Supports Racing Industry Safety QTIS Three-Year-Old Maiden Handicap - 1300m

29 October 2024 - 14:55



Track Rating: Soft 5, Weather: Fine, Rail Position: +7.5m Entire

Section		Overall	1200m	1000m	800m	600m	400m	Last 600m				
Field Times		1:16.99 (0:07.68)	1:09.31 (0:11.18)	0:58.13 (0:11.23)	0:46.90 (0:11.78)	0:35.12 (0:11.33)	0:23.79 (0:11.51)	0:35.12				
Rank	TAB Horse/Jockey	Barrier	Top Speed [km/h]	Fastest Section								Distance Travelled [m]
1	2 BOLD BLAZE Georgina Cartwright	7	66.9 400m	0:07.98 Overall	1:16.99 [1] (0:07.98)	1:09.01 [6] (0:11.48)	0:57.53 [7] (0:11.59)	0:45.94 [7] (0:11.71)	0:34.23 [6] (0:11.24)	0:22.99 [5] (0:11.22)	0:34.23	
2	3 SOUTHAVEN Sean Cormack	8	65.6 1000m	0:07.70 Overall	1:17.21 [2] (0:07.70)	1:09.51 [4] (0:11.20)	0:58.31 [2] (0:11.29)	0:47.02 [2] (0:11.76)	0:35.26 [2] (0:11.32)	0:23.94 [2] (0:11.65)	0:35.26	-1
3	1 WOODSTOCK ROCK Justin Stanley	3	66.0 1200m	0:07.68 Overall	1:17.26 [3] (0:07.68)	1:09.58 [1] (0:11.18)	0:58.40 [1] (0:11.23)	0:47.17 [1] (0:11.78)	0:35.39 [1] (0:11.33)	0:24.06 [1] (0:11.51)	0:35.39	-3
4	7 SCRUFFY Olivia Kendal	6	65.3 400m	0:07.69 Overall	1:17.61 [4] (0:07.69)	1:09.92 [2] (0:11.56)	0:58.36 [5] (0:11.64)	0:46.72 [6] (0:11.93)	0:34.79 [7] (0:11.27)	0:23.52 [6] (0:11.28)	0:34.79	+1
5	10 MISHANI VOLTAGE Amy Graham	4	64.1 600m	0:08.13 Overall	1:17.82 [5] (0:08.13)	1:09.69 [7] (0:11.52)	0:58.17 [8] (0:11.65)	0:46.52 [8] (0:11.79)	0:34.73 [9] (0:11.37)	0:23.36 [9] (0:11.45)	0:34.73	-3
6	6 ARTHUR'S DREAM Tasha Chambers	2	65.1 1200m	0:07.70 Overall	1:17.89 [6] (0:07.70)	1:10.19 [3] (0:11.29)	0:58.90 [3] (0:11.54)	0:47.36 [4] (0:11.74)	0:35.62 [4] (0:11.37)	0:24.25 [4] (0:11.67)	0:35.62	-5
7	8 BADLIFEDECISION Jackson Murphy	9	65.5 600m	0:07.75 Overall	1:17.97 [7] (0:07.75)	1:10.22 [5] (0:11.33)	0:58.89 [4] (0:11.38)	0:47.51 [3] (0:11.80)	0:35.71 [3] (0:11.31)	0:24.40 [3] (0:11.69)	0:35.71	+2
8	9 MISHANI TALENT Raul Silvera Olivera	1	66.5 400m	0:08.33 Overall	1:18.16 [8] (0:08.33)	1:09.83 [9] (0:11.57)	0:58.26 [9] (0:11.43)	0:46.83 [9] (0:11.72)	0:35.11 [8] (0:11.21)	0:23.90 [8] (0:11.39)	0:35.11	+0
9	5 IMPERIAL BLOSSOM Adam Sewell	5	66.9 1200m	0:08.20 Overall	1:18.31 [9] (0:08.20)	1:10.11 [8] (0:11.12)	0:58.99 [6] (0:11.40)	0:47.59 [5] (0:11.94)	0:35.65 [5] (0:11.46)	0:24.19 [7] (0:11.70)	0:35.65	+3

Scratched: Gee Up (#4)

[] Ranking at each section and finish
 -:-:- No data available at this section
 NA No data available

SCN Saddle cloth number
 DNF Did not finish
 DNT Did not track



Rockhampton QLD Professional

Race 3: RQ Supports Racing Industry Safety QTIS Three-Year-Old Maiden Handicap - 1300m

29 October 2024 - 14:55



Track Rating: Soft 5, Weather: Fine, Rail Position: +7.5m Entire

Section				200m				Last 600m	
Field Times				0:12.28 (0:12.28)				0:35.12	
Rank	TAB	Horse/Jockey	Barrier	Top Speed [km/h]	Fastest Section	Margin			Distance Travelled [m]
1	2	BOLD BLAZE Georgina Cartwright	7	66.9 400m	0:07.98 Overall	0:11.77 [3] (0:11.77)	1:16.99		0:34.23
2	3	SOUTHAVEN Sean Cormack	8	65.6 1000m	0:07.70 Overall	0:12.29 [2] (0:12.29)	1.27L		0:35.26 -1
3	1	WOODSTOCK ROCK Justin Stanley	3	66.0 1200m	0:07.68 Overall	0:12.55 [1] (0:12.55)	1.58L		0:35.39 -3
4	7	SCRUFFY Olivia Kendal	6	65.3 400m	0:07.69 Overall	0:12.24 [6] (0:12.24)	3.62L		0:34.79 +1
5	10	MISHANI VOLTAGE Amy Graham	4	64.1 600m	0:08.13 Overall	0:11.91 [9] (0:11.91)	4.88L		0:34.73 -3
6	6	ARTHUR'S DREAM Tasha Chambers	2	65.1 1200m	0:07.70 Overall	0:12.58 [5] (0:12.58)	5.27L		0:35.62 -5
7	8	BADLIFEDECISION Jackson Murphy	9	65.5 600m	0:07.75 Overall	0:12.71 [4] (0:12.71)	5.74L		0:35.71 +2
8	9	MISHANI TALENT Raul Silvera Olivera	1	66.5 400m	0:08.33 Overall	0:12.51 [7] (0:12.51)	6.86L		0:35.11 +0
9	5	IMPERIAL BLOSSOM Adam Sewell	5	66.9 1200m	0:08.20 Overall	0:12.49 [8] (0:12.49)	7.76L		0:35.65 +3

Scratched: Gee Up (#4)

[] Ranking at each section and finish
 -:-:- No data available at this section
 NA No data available

SCN Saddle cloth number
 DNF Did not finish
 DNT Did not track



Horse/Jockey Name	Bold Blaze
Final Rank	1
Fastest Section Time (Section)	0:07.98 (Overall)
Top Speed [km/h] (Section)	66.9 (400m)
Race State	Finished



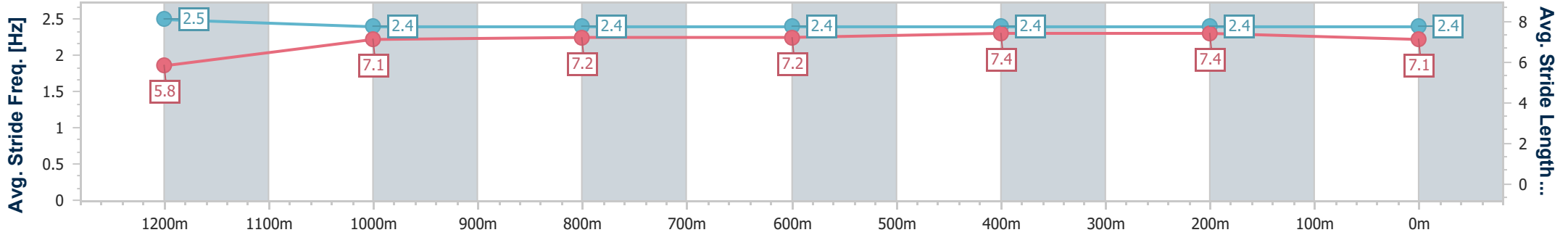
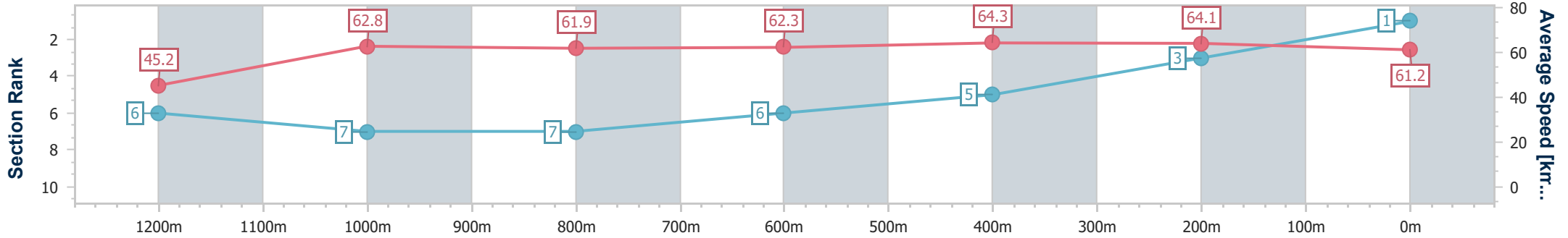
Rockhampton QLD Professional
 Race 3: RQ Supports Racing Industry Safety QTIS Three-Year-Old Maiden Handicap - 1300m



29 October 2024 - 14:55

Track Rating: Soft 5, Weather: Fine, Rail Position: +7.5m Entire

Section	Overall	1200m	1000m	800m	600m	400m	200m
Section Times	1:16.99 [1] (0:07.98)	1:09.01 [6] (0:11.48)	0:57.53 [7] (0:11.59)	0:45.94 [7] (0:11.71)	0:34.23 [6] (0:11.24)	0:22.99 [5] (0:11.22)	0:11.77 [3] (0:11.77)
Average Speed [km/h]	45.2	62.8	61.9	62.3	64.3	64.1	61.2
Top Speed [km/h]	58.9	64.6	63.7	63.8	65.8	66.9	63.5
Avg. Dist. to Rail [m]	4.1	0.8	0.4	1.8	2.8	3.5	5.7
Avg. Stride Freq. [Hz]	2.5	2.4	2.4	2.4	2.4	2.4	2.4
Avg. Stride Length [m]	5.8	7.1	7.2	7.2	7.4	7.4	7.1



- [] Ranking at each section and finish
- .-.- No data available at this section
- NA No data available



Horse/Jockey Name	Southaven
Final Rank	2
Fastest Section Time (Section)	0:07.70 (Overall)
Top Speed [km/h] (Section)	65.6 (1000m)
Race State	Finished



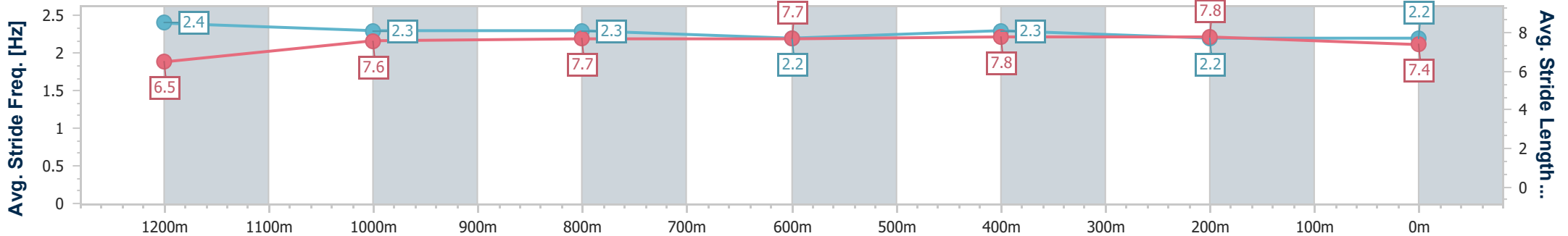
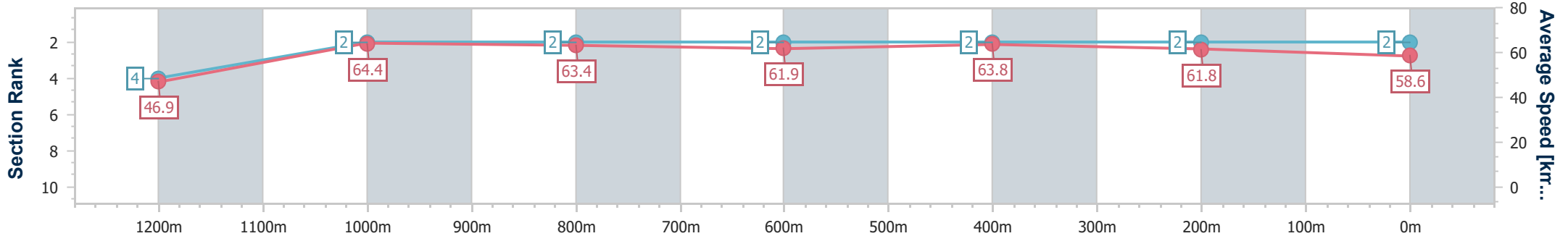
Rockhampton QLD Professional
 Race 3: RQ Supports Racing Industry Safety QTIS Three-Year-Old Maiden Handicap - 1300m



29 October 2024 - 14:55

Track Rating: Soft 5, Weather: Fine, Rail Position: +7.5m Entire

Section	Overall	1200m	1000m	800m	600m	400m	200m
Section Times	1:17.21 [2] (0:07.70)	1:09.51 [4] (0:11.20)	0:58.31 [2] (0:11.29)	0:47.02 [2] (0:11.76)	0:35.26 [2] (0:11.32)	0:23.94 [2] (0:11.65)	0:12.29 [2] (0:12.29)
Average Speed [km/h]	46.9	64.4	63.4	61.9	63.8	61.8	58.6
Top Speed [km/h]	62.9	65.2	65.6	62.8	64.6	63.9	59.7
Avg. Dist. to Rail [m]	4.5	0.7	0.6	1.5	3.3	3.6	4.9
Avg. Stride Freq. [Hz]	2.4	2.3	2.3	2.2	2.3	2.2	2.2
Avg. Stride Length [m]	6.5	7.6	7.7	7.7	7.8	7.8	7.4



- [] Ranking at each section and finish
- .-.- No data available at this section
- NA No data available



Horse/Jockey Name	Woodstock Rock
Final Rank	3
Fastest Section Time (Section)	0:07.68 (Overall)
Top Speed [km/h] (Section)	66.0 (1200m)
Race State	Finished



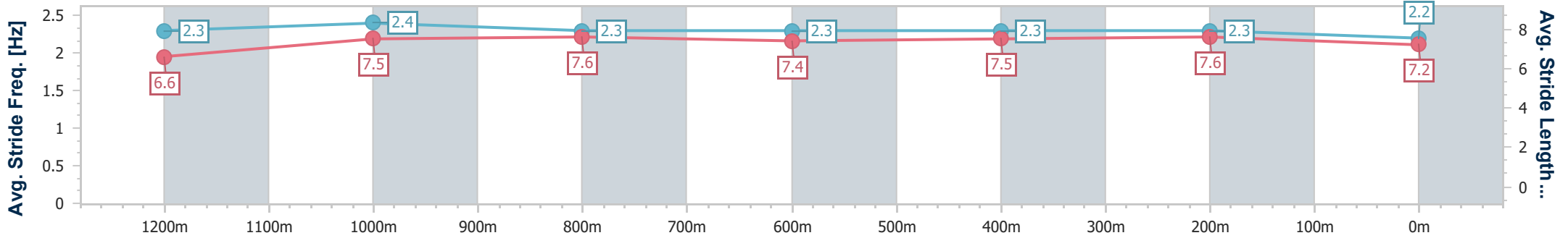
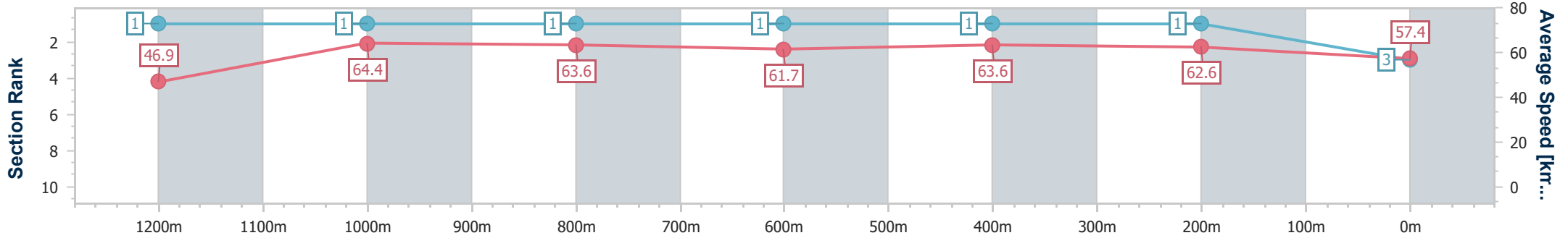
Rockhampton QLD Professional
Race 3: RQ Supports Racing Industry Safety QTIS Three-Year-Old Maiden Handicap - 1300m



29 October 2024 - 14:55

Track Rating: Soft 5, Weather: Fine, Rail Position: +7.5m Entire

Section	Overall	1200m	1000m	800m	600m	400m	200m
Section Times	1:17.26 [3] (0:07.68)	1:09.58 [1] (0:11.18)	0:58.40 [1] (0:11.23)	0:47.17 [1] (0:11.78)	0:35.39 [1] (0:11.33)	0:24.06 [1] (0:11.51)	0:12.55 [1] (0:12.55)
Average Speed [km/h]	46.9	64.4	63.6	61.7	63.6	62.6	57.4
Top Speed [km/h]	63.4	66.0	65.8	62.2	65.2	64.9	60.4
Avg. Dist. to Rail [m]	1.8	0.5	1.2	1.3	2.0	2.3	2.5
Avg. Stride Freq. [Hz]	2.3	2.4	2.3	2.3	2.3	2.3	2.2
Avg. Stride Length [m]	6.6	7.5	7.6	7.4	7.5	7.6	7.2



- [] Ranking at each section and finish
- .-.- No data available at this section
- NA No data available



Horse/Jockey Name	Scruffy
Final Rank	4
Fastest Section Time (Section)	0:07.69 (Overall)
Top Speed [km/h] (Section)	65.3 (400m)
Race State	Finished



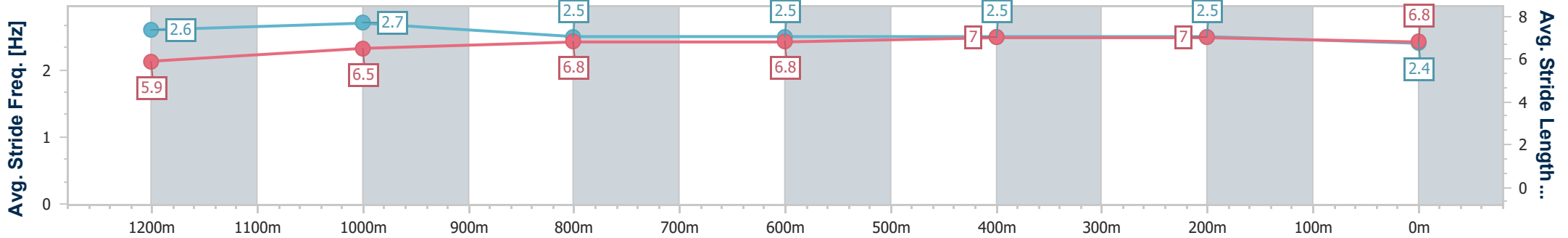
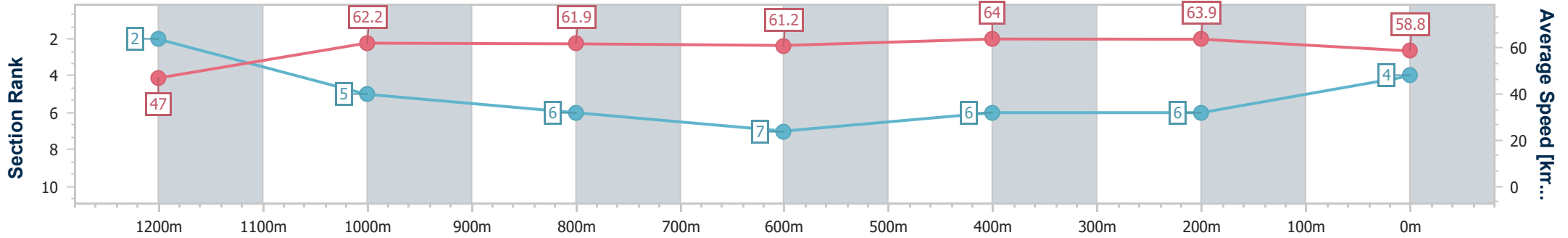
Rockhampton QLD Professional
 Race 3: RQ Supports Racing Industry Safety QTIS Three-Year-Old Maiden Handicap - 1300m



29 October 2024 - 14:55

Track Rating: Soft 5, Weather: Fine, Rail Position: +7.5m Entire

Section	Overall	1200m	1000m	800m	600m	400m	200m							
Section Times	1:17.61 [4] (0:07.69)	1:09.92 [2] (0:11.56)	0:58.36 [5] (0:11.64)	0:46.72 [6] (0:11.93)	0:34.79 [7] (0:11.27)	0:23.52 [6] (0:11.28)	0:12.24 [6]							
Average Speed [km/h]	47.0	62.2	61.9	61.2	64.0	63.9	58.8							
Top Speed [km/h]	60.8	63.6	63.8	62.8	65.3	65.3	61.2							
Avg. Dist. to Rail [m]	3.4	0.7	0.9	2.0	1.9	1.7	3.1							
Avg. Stride Freq. [Hz]	2.6	2.7	2.5	2.5	2.5	2.5	2.4							
Avg. Stride Length [m]	5.9	6.5	6.8	6.8	7.0	7.0	6.8							



- [] Ranking at each section and finish
- .-.- No data available at this section
- NA No data available



Horse/Jockey Name	Mishani Voltage
Final Rank	5
Fastest Section Time (Section)	0:08.13 (Overall)
Top Speed [km/h] (Section)	64.1 (600m)
Race State	Finished



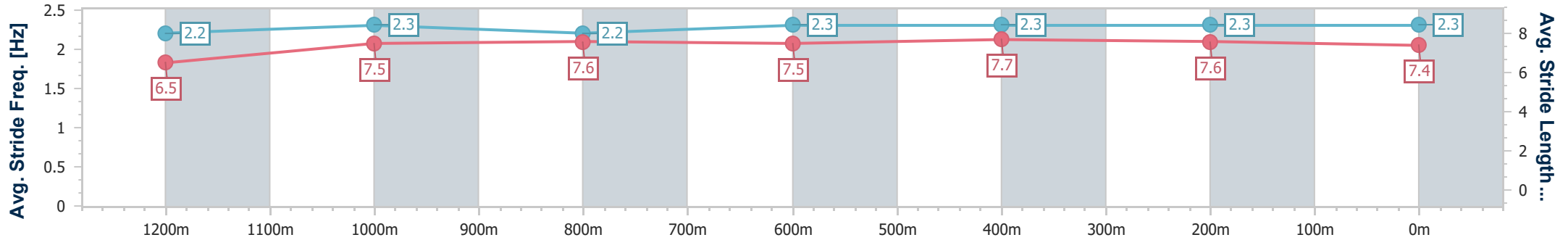
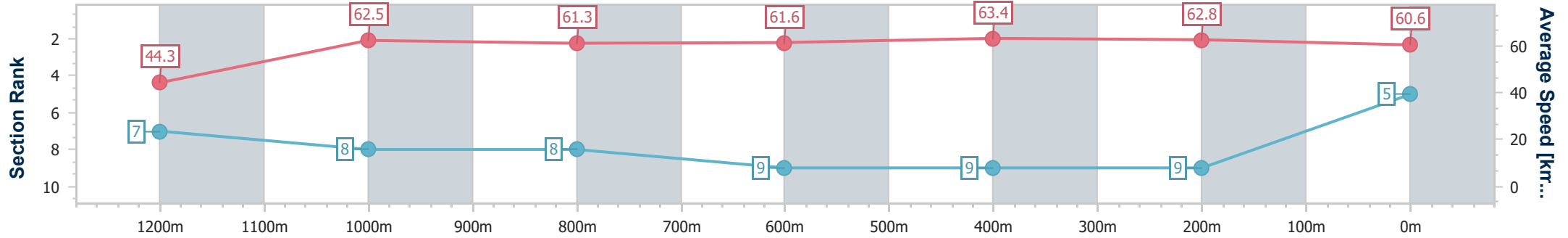
Rockhampton QLD Professional
 Race 3: RQ Supports Racing Industry Safety QTIS Three-Year-Old Maiden Handicap - 1300m



29 October 2024 - 14:55

Track Rating: Soft 5, Weather: Fine, Rail Position: +7.5m Entire

Section	Overall	1200m	1000m	800m	600m	400m	200m
Section Times	1:17.82 [5] (0:08.13)	1:09.69 [7] (0:11.52)	0:58.17 [8] (0:11.65)	0:46.52 [8] (0:11.79)	0:34.73 [9] (0:11.37)	0:23.36 [9] (0:11.45)	0:11.91 [9]
Average Speed [km/h]	44.3	62.5	61.3	61.6	63.4	62.8	60.6
Top Speed [km/h]	58.4	64.1	63.3	63.0	64.1	64.0	62.6
Avg. Dist. to Rail [m]	2.8	1.0	1.3	1.4	2.7	3.2	1.9
Avg. Stride Freq. [Hz]	2.2	2.3	2.2	2.3	2.3	2.3	2.3
Avg. Stride Length [m]	6.5	7.5	7.6	7.5	7.7	7.6	7.4



- [] Ranking at each section and finish
- .-.- No data available at this section
- NA No data available



Horse/Jockey Name	Arthur's Dream
Final Rank	6
Fastest Section Time (Section)	0:07.70 (Overall)
Top Speed [km/h] (Section)	65.1 (1200m)
Race State	Finished



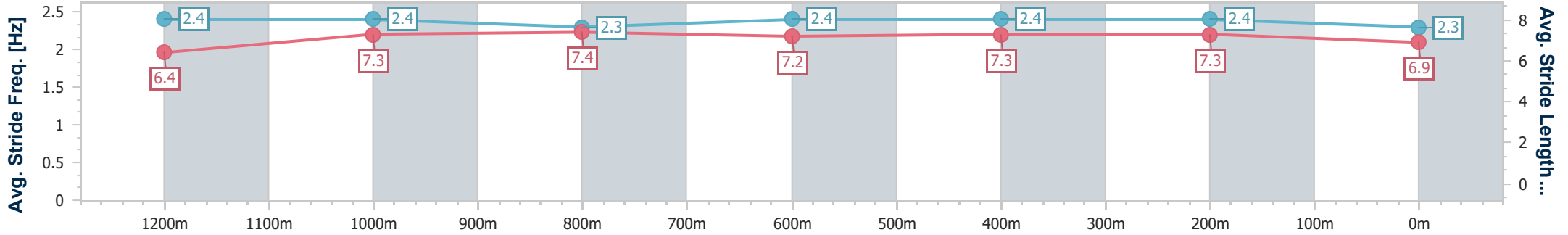
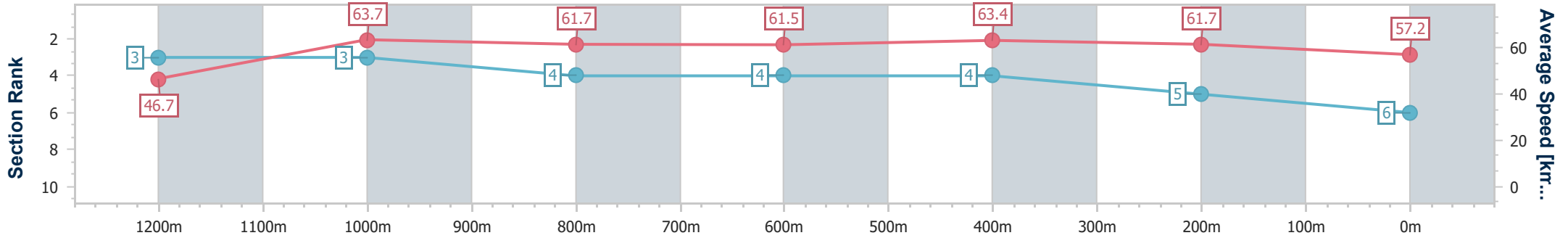
Rockhampton QLD Professional
Race 3: RQ Supports Racing Industry Safety QTIS Three-Year-Old Maiden Handicap - 1300m



29 October 2024 - 14:55

Track Rating: Soft 5, Weather: Fine, Rail Position: +7.5m Entire

Section	Overall	1200m	1000m	800m	600m	400m	200m
Section Times	1:17.89 [6] (0:07.70)	1:10.19 [3] (0:11.29)	0:58.90 [3] (0:11.54)	0:47.36 [4] (0:11.74)	0:35.62 [4] (0:11.37)	0:24.25 [4] (0:11.67)	0:12.58 [5] (0:12.58)
Average Speed [km/h]	46.7	63.7	61.7	61.5	63.4	61.7	57.2
Top Speed [km/h]	61.1	65.1	63.6	62.7	64.7	63.8	59.9
Avg. Dist. to Rail [m]	1.1	1.4	1.7	1.1	2.4	3.4	5.4
Avg. Stride Freq. [Hz]	2.4	2.4	2.3	2.4	2.4	2.4	2.3
Avg. Stride Length [m]	6.4	7.3	7.4	7.2	7.3	7.3	6.9



- [] Ranking at each section and finish
- .-.- No data available at this section
- NA No data available



Horse/Jockey Name	Badlifedecision
Final Rank	7
Fastest Section Time (Section)	0:07.75 (Overall)
Top Speed [km/h] (Section)	65.5 (600m)
Race State	Finished



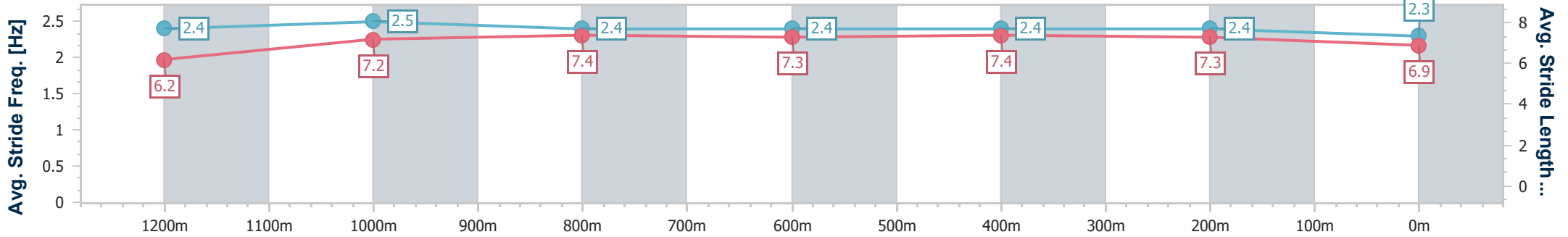
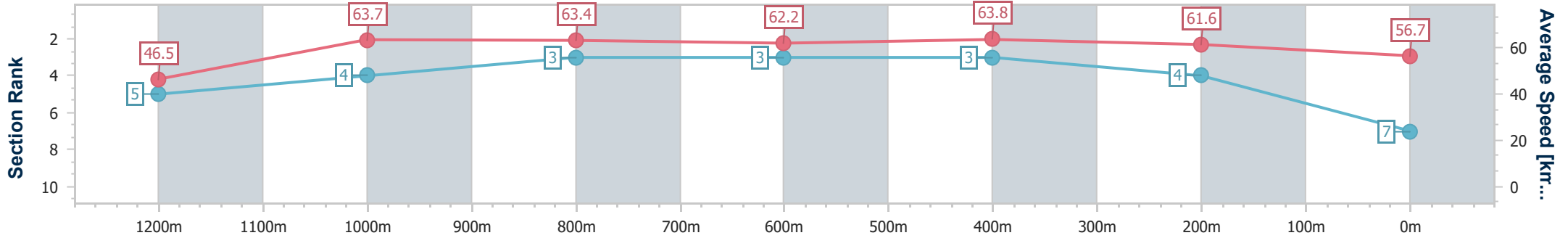
Rockhampton QLD Professional
 Race 3: RQ Supports Racing Industry Safety QTIS Three-Year-Old Maiden Handicap - 1300m



29 October 2024 - 14:55

Track Rating: Soft 5, Weather: Fine, Rail Position: +7.5m Entire

Section	Overall	1200m	1000m	800m	600m	400m	200m
Section Times	1:17.97 [7] (0:07.75)	1:10.22 [5] (0:11.33)	0:58.89 [4] (0:11.38)	0:47.51 [3] (0:11.80)	0:35.71 [3] (0:11.31)	0:24.40 [3] (0:11.69)	0:12.71 [4] (0:12.71)
Average Speed [km/h]	46.5	63.7	63.4	62.2	63.8	61.6	56.7
Top Speed [km/h]	62.9	65.2	64.9	63.1	65.5	62.8	59.1
Avg. Dist. to Rail [m]	6.1	1.3	0.7	2.6	3.8	4.3	6.8
Avg. Stride Freq. [Hz]	2.4	2.5	2.4	2.4	2.4	2.4	2.3
Avg. Stride Length [m]	6.2	7.2	7.4	7.3	7.4	7.3	6.9



- [] Ranking at each section and finish
- .-.- No data available at this section
- NA No data available



Horse/Jockey Name	Mishani Talent
Final Rank	8
Fastest Section Time (Section)	0:08.33 (Overall)
Top Speed [km/h] (Section)	66.5 (400m)
Race State	Finished



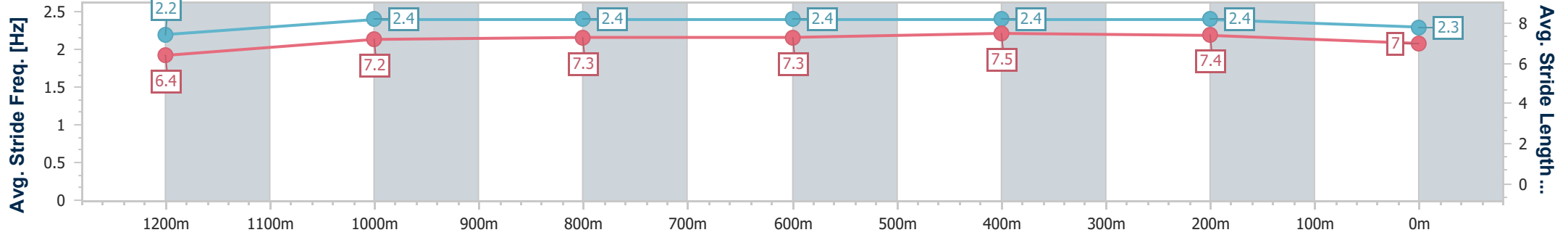
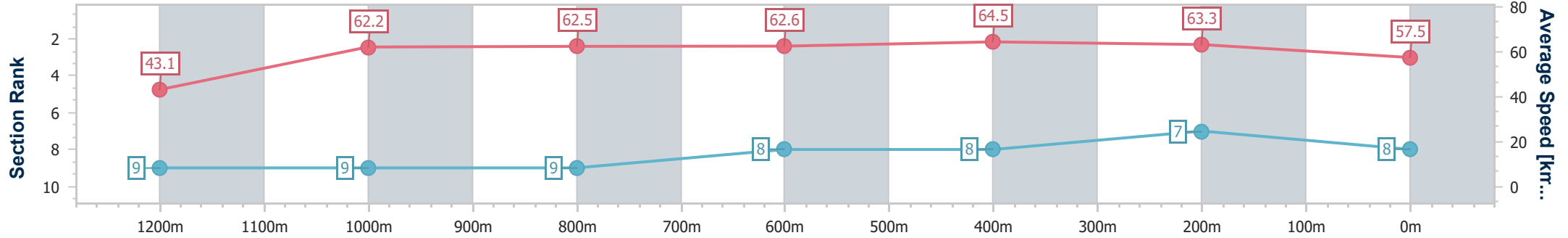
Rockhampton QLD Professional
 Race 3: RQ Supports Racing Industry Safety QTIS Three-Year-Old Maiden Handicap - 1300m



29 October 2024 - 14:55

Track Rating: Soft 5, Weather: Fine, Rail Position: +7.5m Entire

Section	Overall	1200m	1000m	800m	600m	400m	200m
Section Times	1:18.16 [8] (0:08.33)	1:09.83 [9] (0:11.57)	0:58.26 [9] (0:11.43)	0:46.83 [9] (0:11.72)	0:35.11 [8] (0:11.21)	0:23.90 [8] (0:11.39)	0:12.51 [7] (0:12.51)
Average Speed [km/h]	43.1	62.2	62.5	62.6	64.5	63.3	57.5
Top Speed [km/h]	57.7	64.1	64.3	64.4	66.5	66.5	61.5
Avg. Dist. to Rail [m]	0.7	1.6	1.3	2.6	4.4	7.1	7.4
Avg. Stride Freq. [Hz]	2.2	2.4	2.4	2.4	2.4	2.4	2.3
Avg. Stride Length [m]	6.4	7.2	7.3	7.3	7.5	7.4	7.0



- [] Ranking at each section and finish
- .-.- No data available at this section
- NA No data available



Horse/Jockey Name	Imperial Blossom
Final Rank	9
Fastest Section Time (Section)	0:08.20 (Overall)
Top Speed [km/h] (Section)	66.9 (1200m)
Race State	Finished



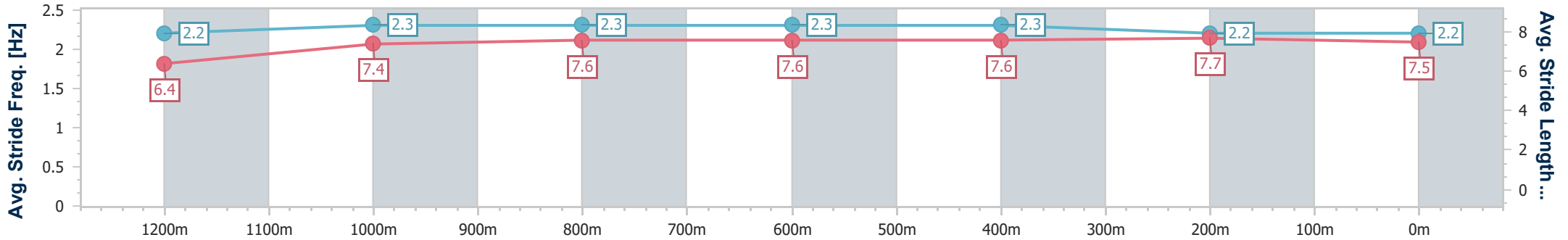
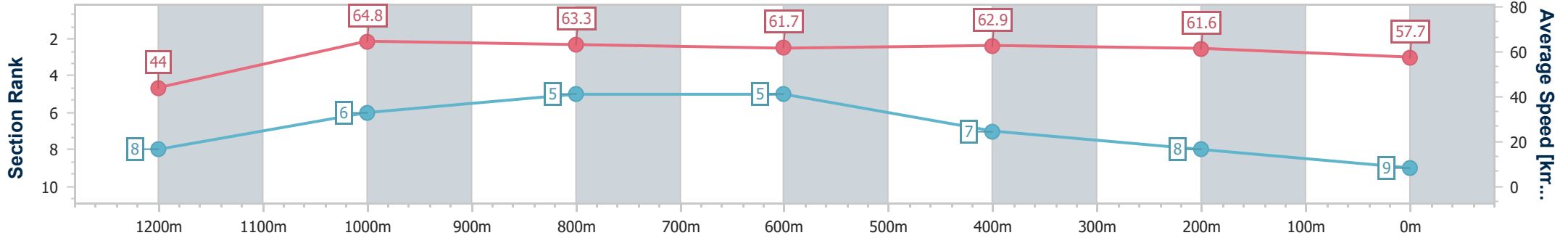
Rockhampton QLD Professional
Race 3: RQ Supports Racing Industry Safety QTIS Three-Year-Old Maiden Handicap - 1300m



29 October 2024 - 14:55

Track Rating: Soft 5, Weather: Fine, Rail Position: +7.5m Entire

Section	Overall	1200m	1000m	800m	600m	400m	200m
Section Times	1:18.31 [9] (0:08.20)	1:10.11 [8] (0:11.12)	0:58.99 [6] (0:11.40)	0:47.59 [5] (0:11.94)	0:35.65 [5] (0:11.46)	0:24.19 [7] (0:11.70)	0:12.49 [8]
Average Speed [km/h]	44.0	64.8	63.3	61.7	62.9	61.6	57.7
Top Speed [km/h]	60.5	66.9	66.0	62.5	63.8	63.8	60.2
Avg. Dist. to Rail [m]	3.4	1.4	0.6	2.8	3.9	5.5	5.4
Avg. Stride Freq. [Hz]	2.2	2.3	2.3	2.3	2.3	2.2	2.2
Avg. Stride Length [m]	6.4	7.4	7.6	7.6	7.6	7.7	7.5



- [] Ranking at each section and finish
- .-.- No data available at this section
- NA No data available



Rockhampton QLD Professional

Race 4: Mamselle Corday BM65 Handicap - 1300m



29 October 2024 - 15:35

Track Rating: Soft 5, Weather: Fine, Rail Position: +7.5m Entire

Section		Overall	1200m	1000m	800m	600m	400m	Last 600m				
Field Times		1:16.56 (0:08.00)	1:08.56 (0:11.12)	0:57.44 (0:11.27)	0:46.17 (0:11.47)	0:34.70 (0:11.22)	0:23.48 (0:11.37)	0:34.70				
Rank	TAB Horse/Jockey	Barrier	Top Speed [km/h]	Fastest Section								Distance Travelled [m]
1	8 I PROMISE YOU Olivia Kendal	8	65.7 1200m	0:08.00 Overall	1:16.56 [1] (0:08.00)	1:08.56 [1] (0:11.12)	0:57.44 [1] (0:11.27)	0:46.17 [1] (0:11.47)	0:34.70 [1] (0:11.22)	0:23.48 [1] (0:11.37)	0:34.70	
2	9 SPIRIT OF GIVING Adam Sewell	7	66.8 600m	0:08.50 Overall	1:16.89 [2] (0:08.50)	1:08.39 [8] (0:11.43)	0:56.96 [8] (0:11.23)	0:45.73 [8] (0:11.59)	0:34.14 [8] (0:11.05)	0:23.09 [8] (0:11.10)	0:34.14	+0
3	5 ALL THE SHOPS Jackson Murphy	5	66.0 1200m	0:08.24 Overall	1:17.07 [3] (0:08.24)	1:08.83 [5] (0:11.13)	0:57.70 [3] (0:11.31)	0:46.39 [4] (0:11.65)	0:34.74 [5] (0:11.20)	0:23.54 [5] (0:11.30)	0:34.74	+0
4	2 LAST DITCH EFFORT Justin Stanley	1	65.5 600m	0:08.18 Overall	1:17.15 [4] (0:08.18)	1:08.97 [3] (0:11.40)	0:57.57 [6] (0:11.20)	0:46.37 [6] (0:11.47)	0:34.90 [4] (0:11.14)	0:23.76 [2] (0:11.36)	0:34.90	-4
5	7 SENNAPROST McKenzie Apel	3	65.9 1200m	0:08.11 Overall	1:17.40 [5] (0:08.11)	1:09.29 [2] (0:11.11)	0:58.18 [2] (0:11.35)	0:46.83 [2] (0:11.50)	0:35.33 [2] (0:11.36)	0:23.97 [3] (0:11.43)	0:35.33	-3
6	3 SRINI Sean Cormack	4	65.9 600m	0:08.45 Overall	1:17.44 [6] (0:08.45)	1:08.99 [7] (0:11.43)	0:57.56 [7] (0:11.21)	0:46.35 [7] (0:11.55)	0:34.80 [7] (0:11.08)	0:23.72 [7] (0:11.31)	0:34.80	-2
7	6 JUNGLE BEAT Raul Silvera Olivera	6	66.4 1200m	0:08.25 Overall	1:18.05 [7] (0:08.25)	1:09.80 [6] (0:11.13)	0:58.67 [4] (0:11.37)	0:47.30 [5] (0:11.81)	0:35.49 [6] (0:11.11)	0:24.38 [6] (0:11.47)	0:35.49	+6
8	4 SPIN DOCTOR Nikki Olzard	2	64.6 600m	0:08.18 Overall	1:18.22 [8] (0:08.18)	1:10.04 [4] (0:11.32)	0:58.72 [5] (0:11.15)	0:47.57 [3] (0:11.58)	0:35.99 [3] (0:11.28)	0:24.71 [4] (0:11.78)	0:35.99	-5

Scratched: Sergeant Hulka (#1)

[] Ranking at each section and finish
 -:-:- No data available at this section
 NA No data available

SCN Saddle cloth number
 DNF Did not finish
 DNT Did not track



Rockhampton QLD Professional

Race 4: Mamselle Corday BM65 Handicap - 1300m

29 October 2024 - 15:35



Track Rating: Soft 5, Weather: Fine, Rail Position: +7.5m Entire

Section							200m			Last 600m
Field Times							0:12.11			0:34.70
						(0:12.11)				
Rank	TAB	Horse/Jockey	Barrier	Top Speed [km/h]	Fastest Section	Margin				Distance Travelled [m]
1	8	I PROMISE YOU Olivia Kendal	8	65.7 1200m	0:08.00 Overall	0:12.11 [1] (0:12.11)	1:16.56		0:34.70	
2	9	SPIRIT OF GIVING Adam Sewell	7	66.8 600m	0:08.50 Overall	0:11.99 [5] (0:11.99)	1.91L		0:34.14	+0
3	5	ALL THE SHOPS Jackson Murphy	5	66.0 1200m	0:08.24 Overall	0:12.24 [3] (0:12.24)	2.96L		0:34.74	+0
4	2	LAST DITCH EFFORT Justin Stanley	1	65.5 600m	0:08.18 Overall	0:12.40 [2] (0:12.40)	3.43L		0:34.90	-4
5	7	SENNAPROST McKenzie Apel	3	65.9 1200m	0:08.11 Overall	0:12.54 [4] (0:12.54)	4.92L		0:35.33	-3
6	3	SRINI Sean Cormack	4	65.9 600m	0:08.45 Overall	0:12.41 [6] (0:12.41)	5.13L		0:34.80	-2
7	6	JUNGLE BEAT Raul Silvera Olivera	6	66.4 1200m	0:08.25 Overall	0:12.91 [7] (0:12.91)	8.73L		0:35.49	+6
8	4	SPIN DOCTOR Nikki Olzard	2	64.6 600m	0:08.18 Overall	0:12.93 [8] (0:12.93)	9.76L		0:35.99	-5

Scratched: Sergeant Hulka (#1)



Horse/Jockey Name	I Promise You
Final Rank	1
Fastest Section Time (Section)	0:08.00 (Overall)
Top Speed [km/h] (Section)	65.7 (1200m)
Race State	Finished



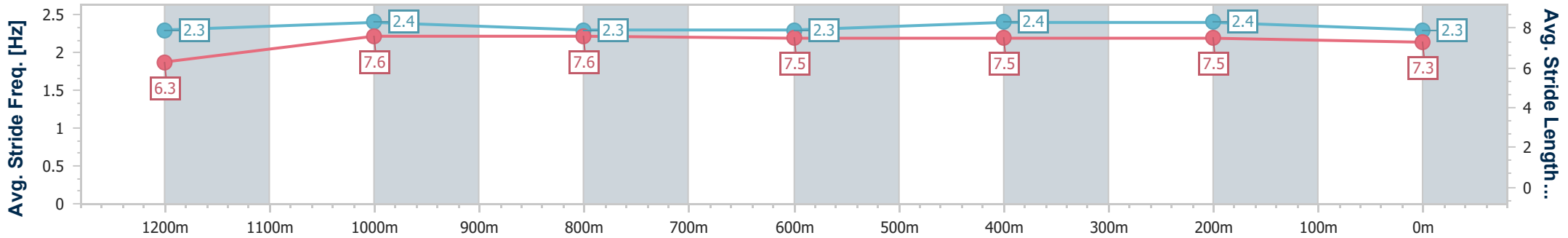
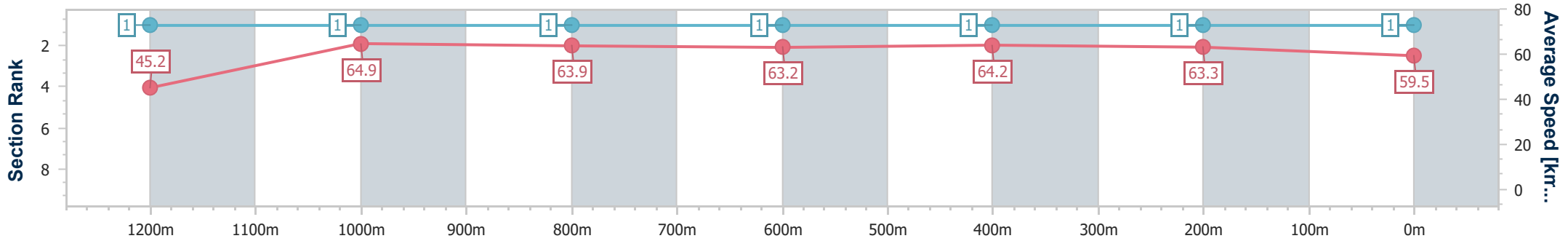
Rockhampton QLD Professional
Race 4: Mamselle Corday BM65 Handicap - 1300m

29 October 2024 - 15:35

Track Rating: Soft 5, Weather: Fine, Rail Position: +7.5m Entire



Section	Overall	1200m	1000m	800m	600m	400m	200m
Section Times	1:16.56 [1] (0:08.00)	1:08.56 [1] (0:11.12)	0:57.44 [1] (0:11.27)	0:46.17 [1] (0:11.47)	0:34.70 [1] (0:11.22)	0:23.48 [1] (0:11.37)	0:12.11 [1] (0:12.11)
Average Speed [km/h]	45.2	64.9	63.9	63.2	64.2	63.3	59.5
Top Speed [km/h]	62.0	65.7	65.7	63.9	65.4	64.4	62.2
Avg. Dist. to Rail [m]	7.0	2.0	0.4	0.9	1.1	0.5	0.3
Avg. Stride Freq. [Hz]	2.3	2.4	2.3	2.3	2.4	2.4	2.3
Avg. Stride Length [m]	6.3	7.6	7.6	7.5	7.5	7.5	7.3



- [] Ranking at each section and finish
- .-.- No data available at this section
- NA No data available



Horse/Jockey Name	Spirit Of Giving
Final Rank	2
Fastest Section Time (Section)	0:08.50 (Overall)
Top Speed [km/h] (Section)	66.8 (600m)
Race State	Finished



Rockhampton QLD Professional

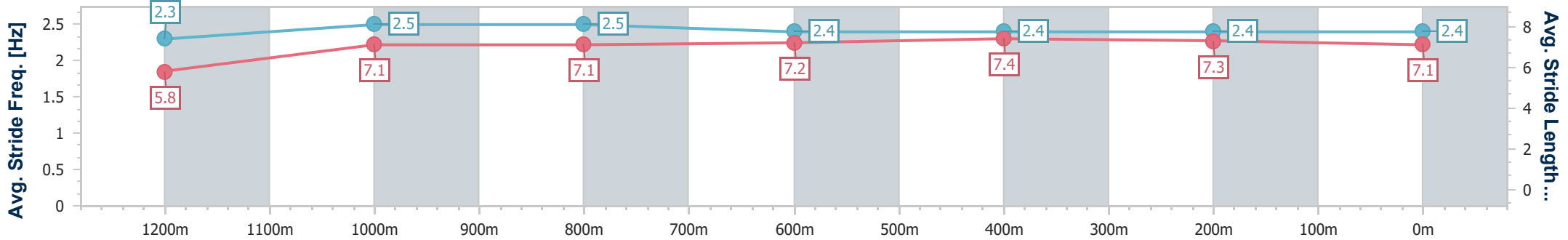
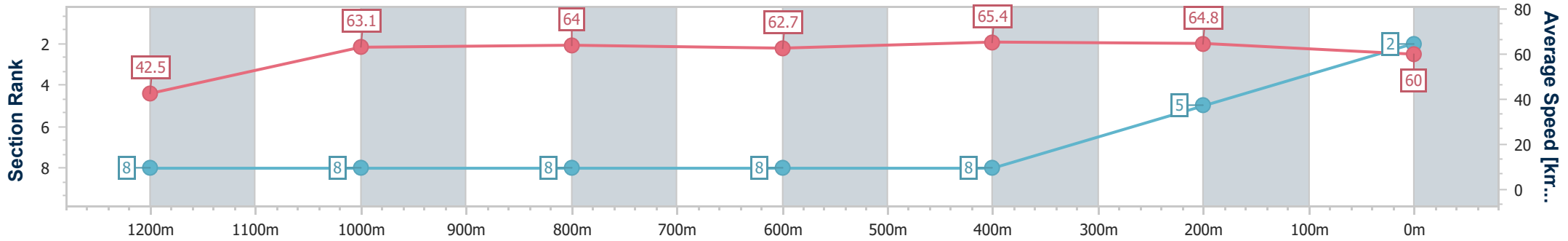
Race 4: Mamselle Corday BM65 Handicap - 1300m

29 October 2024 - 15:35

Track Rating: Soft 5, Weather: Fine, Rail Position: +7.5m Entire



Section	Overall	1200m	1000m	800m	600m	400m	200m
Section Times	1:16.89 [2] (0:08.50)	1:08.39 [8] (0:11.43)	0:56.96 [8] (0:11.23)	0:45.73 [8] (0:11.59)	0:34.14 [8] (0:11.05)	0:23.09 [8] (0:11.10)	0:11.99 [5]
Average Speed [km/h]	42.5	63.1	64.0	62.7	65.4	64.8	60.0
Top Speed [km/h]	57.8	65.0	65.2	65.0	66.8	66.3	62.4
Avg. Dist. to Rail [m]	5.9	0.6	0.3	1.3	3.8	3.7	3.5
Avg. Stride Freq. [Hz]	2.3	2.5	2.5	2.4	2.4	2.4	2.4
Avg. Stride Length [m]	5.8	7.1	7.1	7.2	7.4	7.3	7.1



- [] Ranking at each section and finish
- .-.- No data available at this section
- NA No data available



Horse/Jockey Name	All The Shops
Final Rank	3
Fastest Section Time (Section)	0:08.24 (Overall)
Top Speed [km/h] (Section)	66.0 (1200m)
Race State	Finished



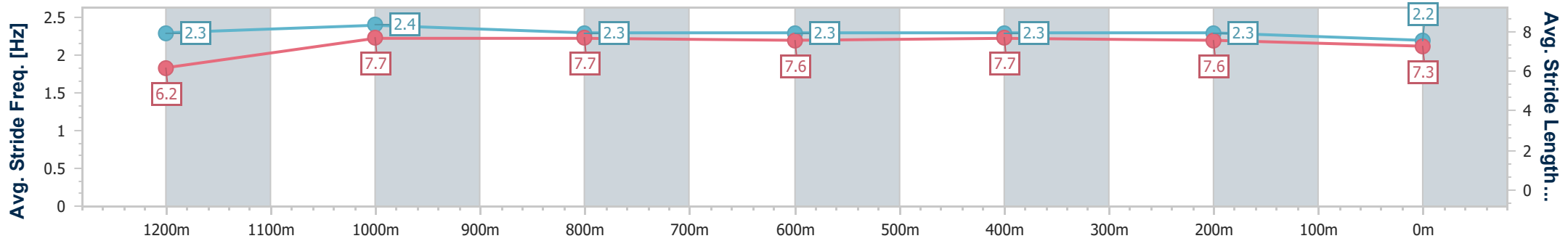
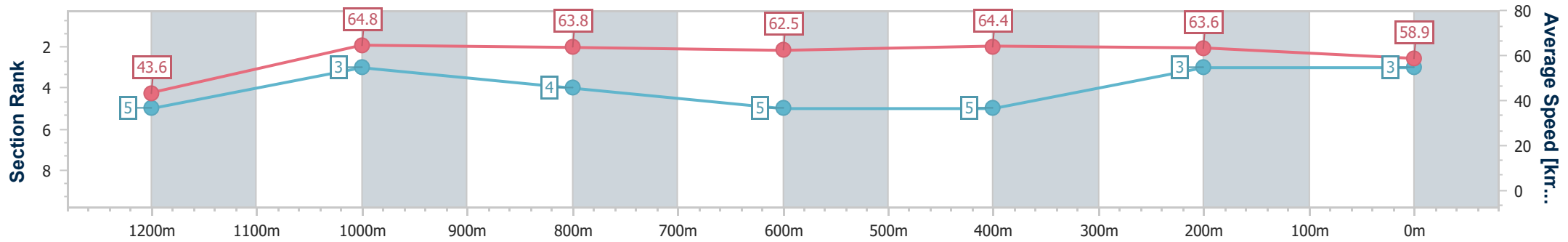
Rockhampton QLD Professional
Race 4: Mamselle Corday BM65 Handicap - 1300m

29 October 2024 - 15:35

Track Rating: Soft 5, Weather: Fine, Rail Position: +7.5m Entire



Section	Overall	1200m	1000m	800m	600m	400m	200m
Section Times	1:17.07 [3] (0:08.24)	1:08.83 [5] (0:11.13)	0:57.70 [3] (0:11.31)	0:46.39 [4] (0:11.65)	0:34.74 [5] (0:11.20)	0:23.54 [5] (0:11.30)	0:12.24 [3] (0:12.24)
Average Speed [km/h]	43.6	64.8	63.8	62.5	64.4	63.6	58.9
Top Speed [km/h]	62.1	66.0	65.5	63.4	65.5	65.5	62.2
Avg. Dist. to Rail [m]	3.6	0.5	0.7	1.7	3.0	3.7	4.5
Avg. Stride Freq. [Hz]	2.3	2.4	2.3	2.3	2.3	2.3	2.2
Avg. Stride Length [m]	6.2	7.7	7.7	7.6	7.7	7.6	7.3



- [] Ranking at each section and finish
- .-.- No data available at this section
- NA No data available



Horse/Jockey Name	Last Ditch Effort
Final Rank	4
Fastest Section Time (Section)	0:08.18 (Overall)
Top Speed [km/h] (Section)	65.5 (600m)
Race State	Finished



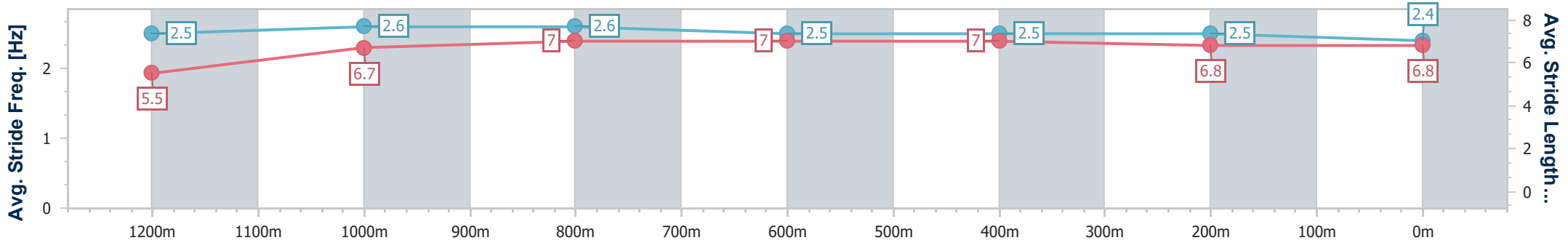
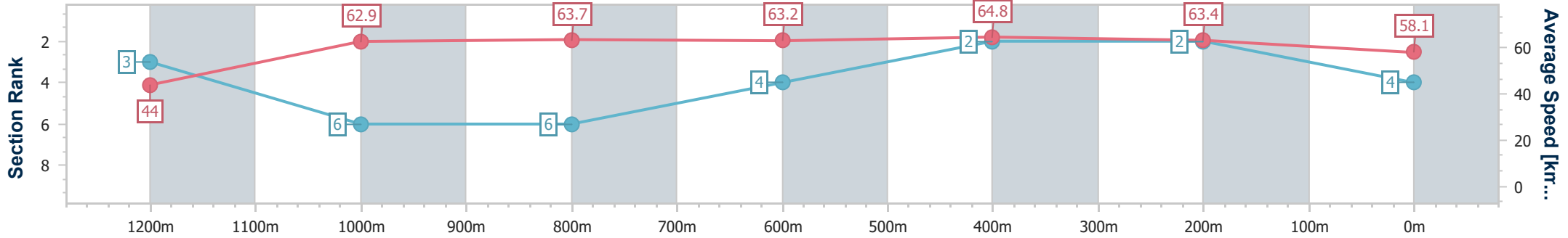
Rockhampton QLD Professional
Race 4: Mamselle Corday BM65 Handicap - 1300m

29 October 2024 - 15:35

Track Rating: Soft 5, Weather: Fine, Rail Position: +7.5m Entire



Section	Overall	1200m	1000m	800m	600m	400m	200m
Section Times	1:17.15 [4] (0:08.18)	1:08.97 [3] (0:11.40)	0:57.57 [6] (0:11.20)	0:46.37 [6] (0:11.47)	0:34.90 [4] (0:11.14)	0:23.76 [2] (0:11.36)	0:12.40 [2] (0:12.40)
Average Speed [km/h]	44.0	62.9	63.7	63.2	64.8	63.4	58.1
Top Speed [km/h]	60.1	65.1	65.2	65.5	65.5	65.2	60.8
Avg. Dist. to Rail [m]	2.0	2.7	1.9	1.3	2.4	2.5	2.6
Avg. Stride Freq. [Hz]	2.5	2.6	2.6	2.5	2.5	2.5	2.4
Avg. Stride Length [m]	5.5	6.7	7.0	7.0	7.0	6.8	6.8



- [] Ranking at each section and finish
- .-.- No data available at this section
- NA No data available



Horse/Jockey Name	Sennaprost
Final Rank	5
Fastest Section Time (Section)	0:08.11 (Overall)
Top Speed [km/h] (Section)	65.9 (1200m)
Race State	Finished



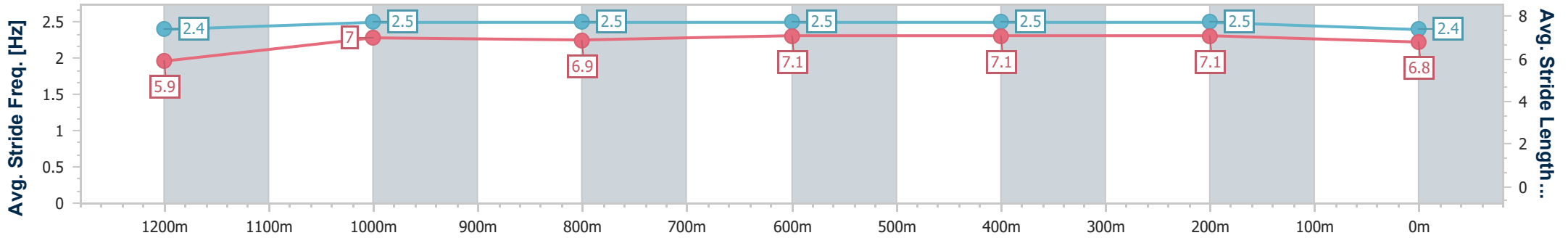
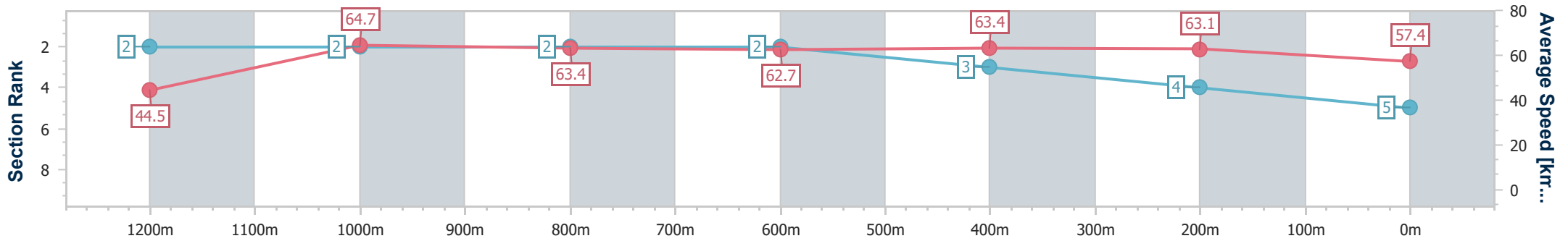
Rockhampton QLD Professional
Race 4: Mamselle Corday BM65 Handicap - 1300m

29 October 2024 - 15:35



Track Rating: Soft 5, Weather: Fine, Rail Position: +7.5m Entire

Section	Overall	1200m	1000m	800m	600m	400m	200m
Section Times	1:17.40 [5] (0:08.11)	1:09.29 [2] (0:11.11)	0:58.18 [2] (0:11.35)	0:46.83 [2] (0:11.50)	0:35.33 [2] (0:11.36)	0:23.97 [3] (0:11.43)	0:12.54 [4] (0:12.54)
Average Speed [km/h]	44.5	64.7	63.4	62.7	63.4	63.1	57.4
Top Speed [km/h]	61.9	65.9	65.1	63.4	64.4	64.4	60.3
Avg. Dist. to Rail [m]	2.0	0.8	0.8	0.3	1.0	2.5	3.0
Avg. Stride Freq. [Hz]	2.4	2.5	2.5	2.5	2.5	2.5	2.4
Avg. Stride Length [m]	5.9	7.0	6.9	7.1	7.1	7.1	6.8



- [] Ranking at each section and finish
- .-.- No data available at this section
- NA No data available



Horse/Jockey Name	Srini
Final Rank	6
Fastest Section Time (Section)	0:08.45 (Overall)
Top Speed [km/h] (Section)	65.9 (600m)
Race State	Finished



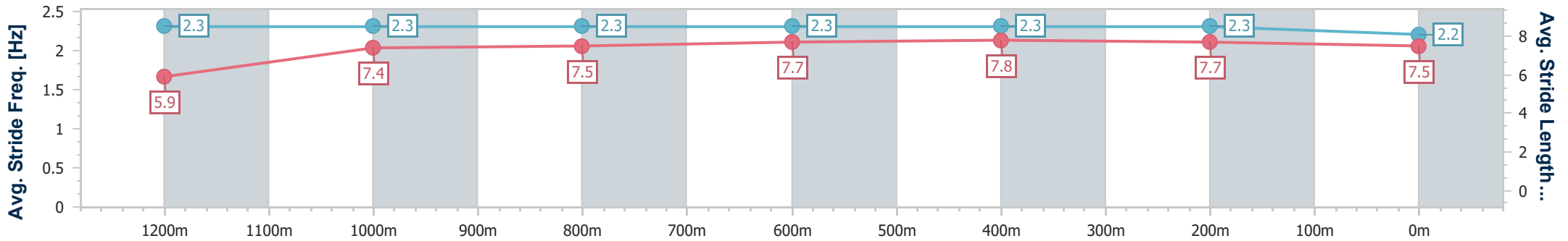
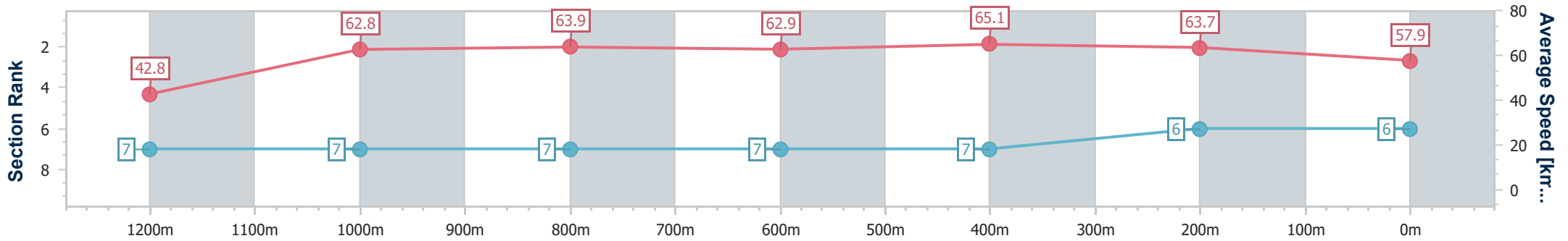
Rockhampton QLD Professional
Race 4: Mamselle Corday BM65 Handicap - 1300m

29 October 2024 - 15:35



Track Rating: Soft 5, Weather: Fine, Rail Position: +7.5m Entire

Section	Overall	1200m	1000m	800m	600m	400m	200m
Section Times	1:17.44 [6] (0:08.45)	1:08.99 [7] (0:11.43)	0:57.56 [7] (0:11.21)	0:46.35 [7] (0:11.55)	0:34.80 [7] (0:11.08)	0:23.72 [7] (0:11.31)	0:12.41 [6] (0:12.41)
Average Speed [km/h]	42.8	62.8	63.9	62.9	65.1	63.7	57.9
Top Speed [km/h]	61.2	64.3	64.6	64.1	65.9	65.5	61.8
Avg. Dist. to Rail [m]	2.6	1.1	0.8	1.2	2.2	2.6	1.6
Avg. Stride Freq. [Hz]	2.3	2.3	2.3	2.3	2.3	2.3	2.2
Avg. Stride Length [m]	5.9	7.4	7.5	7.7	7.8	7.7	7.5



- [] Ranking at each section and finish
- .-.- No data available at this section
- NA No data available



Horse/Jockey Name	Jungle Beat
Final Rank	7
Fastest Section Time (Section)	0:08.25 (Overall)
Top Speed [km/h] (Section)	66.4 (1200m)
Race State	Finished



Rockhampton QLD Professional

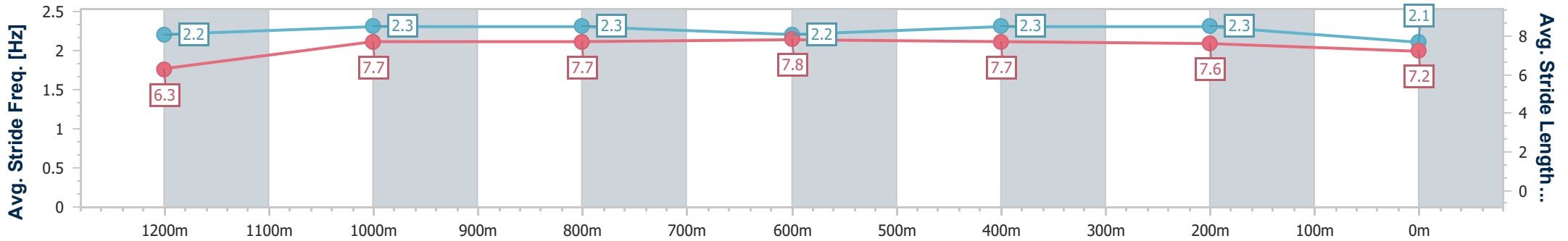
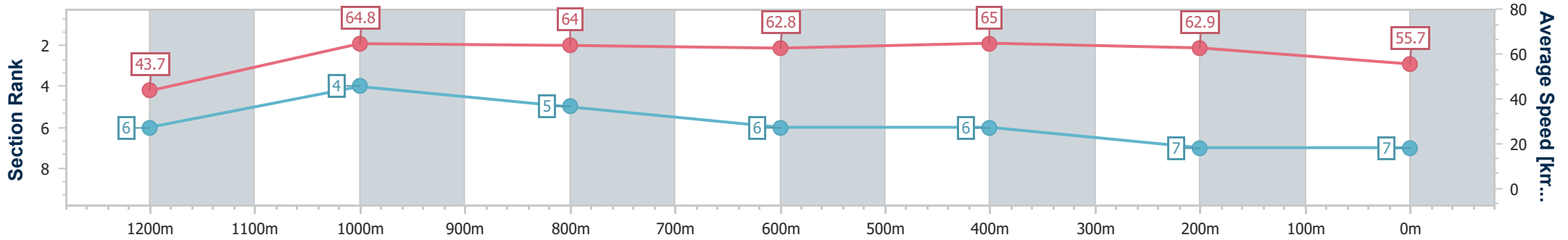
Race 4: Mamselle Corday BM65 Handicap - 1300m

29 October 2024 - 15:35

Track Rating: Soft 5, Weather: Fine, Rail Position: +7.5m Entire



Section	Overall	1200m	1000m	800m	600m	400m	200m
Section Times	1:18.05 [7] (0:08.25)	1:09.80 [6] (0:11.13)	0:58.67 [4] (0:11.37)	0:47.30 [5] (0:11.81)	0:35.49 [6] (0:11.11)	0:24.38 [6] (0:11.47)	0:12.91 [7] (0:12.91)
Average Speed [km/h]	43.7	64.8	64.0	62.8	65.0	62.9	55.7
Top Speed [km/h]	61.0	66.4	66.3	63.6	65.9	65.6	59.8
Avg. Dist. to Rail [m]	4.7	1.1	1.6	3.9	4.9	5.4	5.0
Avg. Stride Freq. [Hz]	2.2	2.3	2.3	2.2	2.3	2.3	2.1
Avg. Stride Length [m]	6.3	7.7	7.7	7.8	7.7	7.6	7.2



- [] Ranking at each section and finish
- .-.- No data available at this section
- NA No data available



Horse/Jockey Name	Spin Doctor
Final Rank	8
Fastest Section Time (Section)	0:08.18 (Overall)
Top Speed [km/h] (Section)	64.6 (600m)
Race State	Finished



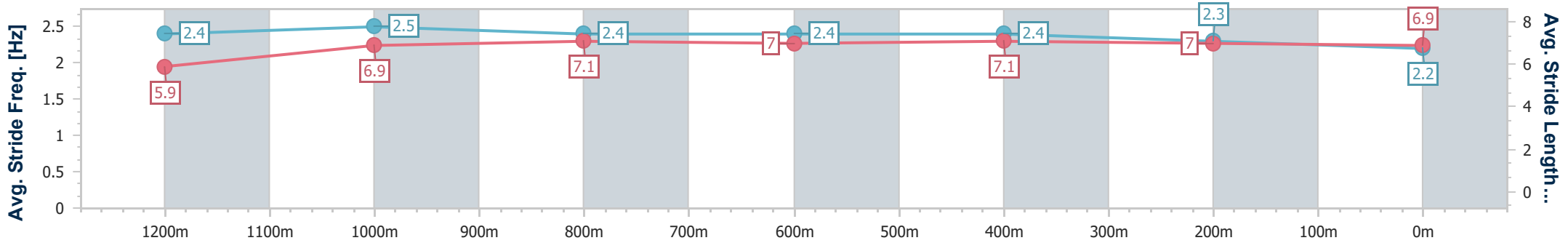
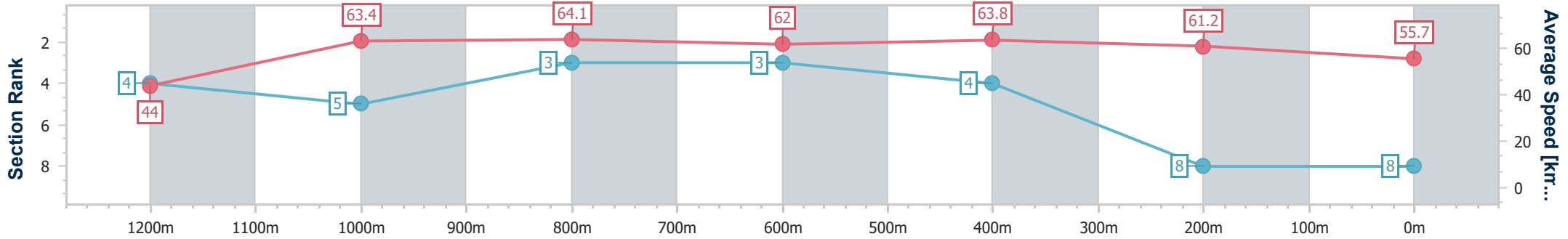
Rockhampton QLD Professional
Race 4: Mamselle Corday BM65 Handicap - 1300m

29 October 2024 - 15:35

Track Rating: Soft 5, Weather: Fine, Rail Position: +7.5m Entire



Section	Overall	1200m	1000m	800m	600m	400m	200m
Section Times	1:18.22 [8] (0:08.18)	1:10.04 [4] (0:11.32)	0:58.72 [5] (0:11.15)	0:47.57 [3] (0:11.58)	0:35.99 [3] (0:11.28)	0:24.71 [4] (0:11.78)	0:12.93 [8] (0:12.93)
Average Speed [km/h]	44.0	63.4	64.1	62.0	63.8	61.2	55.7
Top Speed [km/h]	60.7	64.5	64.6	62.4	64.6	63.6	59.2
Avg. Dist. to Rail [m]	0.9	1.2	1.2	0.7	1.2	0.5	1.8
Avg. Stride Freq. [Hz]	2.4	2.5	2.4	2.4	2.4	2.3	2.2
Avg. Stride Length [m]	5.9	6.9	7.1	7.0	7.1	7.0	6.9



- [] Ranking at each section and finish
- .-.- No data available at this section
- NA No data available



Rockhampton QLD Professional

Race 5: Paradis Imperial Maiden Handicap - 1100m

29 October 2024 - 16:10



Track Rating: Soft 5, Weather: Fine, Rail Position: +7.5m Entire

Section		Overall										Last 600m	
Field Times		1:03.37										0:33.82	
		(0:07.36)											
		0:56.01											
		(0:10.87)											
		0:45.14											
		(0:11.32)											
		0:33.82											
		(0:11.16)											
		0:22.66											
		(0:11.10)											
		0:11.56											
		(0:11.56)											
Rank	TAB	Horse/Jockey	Barrier	Top Speed [km/h]	Fastest Section	Overall	1000m	800m	600m	400m	200m	Margin	Distance Travelled [m]
1	1	BIGCAT	5	66.8	0:07.38	1:03.37 [1]	0:55.99 [2]	0:45.03 [2]	0:33.71 [2]	0:22.53 [2]	0:11.49 [2]	1:03.37	0:33.71
		Justin Stanley		800m	Overall	(0:07.38)	(0:10.96)	(0:11.32)	(0:11.18)	(0:11.04)	(0:11.49)		
2	8	SHEKINAH	1	66.0	0:07.66	1:03.80 [2]	0:56.14 [7]	0:44.87 [7]	0:33.73 [7]	0:22.62 [7]	0:11.62 [5]	2.53L	0:33.73
		Sean Cormack		600m	Overall	(0:07.66)	(0:11.27)	(0:11.14)	(0:11.11)	(0:11.00)	(0:11.62)		-3
3	6	RUN FRED A RUN	2	66.9	0:07.36	1:03.81 [3]	0:56.45 [1]	0:45.09 [4]	0:33.87 [5]	0:22.77 [5]	0:11.78 [4]	2.59L	0:33.87
		Tasha Chambers		400m	Overall	(0:07.36)	(0:11.36)	(0:11.22)	(0:11.10)	(0:10.99)	(0:11.78)		-3
4	4	PEAKING TOM	7	67.5	0:07.55	1:03.95 [4]	0:56.40 [5]	0:45.16 [5]	0:34.22 [3]	0:23.11 [3]	0:11.92 [3]	3.42L	0:34.22
		Jackson Murphy		800m	Overall	(0:07.55)	(0:11.24)	(0:10.94)	(0:11.11)	(0:11.19)	(0:11.92)		-2
5	7	FLY TRAP	10	68.0	0:07.43	1:04.02 [5]	0:56.59 [3]	0:45.79 [1]	0:34.47 [1]	0:23.31 [1]	0:12.21 [1]	3.81L	0:34.47
		Adam Sewell		1000m	Overall	(0:07.43)	(0:10.80)	(0:11.32)	(0:11.16)	(0:11.10)	(0:12.21)		-2
6	3	CRAIGLEA BRONTE	4	67.1	0:07.44	1:04.40 [6]	0:56.96 [4]	0:45.98 [3]	0:34.63 [4]	0:23.36 [4]	0:12.15 [6]	6.03L	0:34.63
		Hannah Richardson		1000m	Overall	(0:07.44)	(0:10.98)	(0:11.35)	(0:11.27)	(0:11.21)	(0:12.15)		-1
7	9	HEROIC DESIRE	6	67.5	0:07.58	1:04.49 [7]	0:56.91 [6]	0:45.64 [6]	0:34.46 [6]	0:23.34 [6]	0:12.19 [7]	6.59L	0:34.46
		Olivia Kendal		800m	Overall	(0:07.58)	(0:11.27)	(0:11.18)	(0:11.12)	(0:11.15)	(0:12.19)		-4
8	5	PITLECO LASS	8	66.1	0:07.86	1:05.44 [8]	0:57.58 [10]	0:46.19 [9]	0:34.84 [9]	0:23.84 [8]	0:12.50 [8]	12.15L	0:34.84
		Georgina Cartwright		600m	Overall	(0:07.86)	(0:11.39)	(0:11.35)	(0:11.00)	(0:11.34)	(0:12.50)		-3
9	2	GEE EM CEE	9	65.4	0:07.84	1:06.91 [9]	0:59.07 [9]	0:47.61 [10]	0:36.04 [10]	0:24.58 [10]	0:12.49 [10]	20.8L	0:36.04
		Raul Silvera Olivera		1000m	Overall	(0:07.84)	(0:11.46)	(0:11.57)	(0:11.46)	(0:12.09)	(0:12.49)		+4
10	10	STREET NEEDS	3	65.7	0:07.80	1:06.99 [10]	0:59.19 [8]	0:47.83 [8]	0:36.52 [8]	0:25.19 [9]	0:12.89 [9]	21.31L	0:36.52
		Amy Graham		600m	Overall	(0:07.80)	(0:11.36)	(0:11.31)	(0:11.33)	(0:12.30)	(0:12.89)		-2

[] Ranking at each section and finish
 -:-:- No data available at this section
 NA No data available

SCN Saddle cloth number
 DNF Did not finish
 DNT Did not track



Horse/Jockey Name	Bigcat
Final Rank	1
Fastest Section Time (Section)	0:07.38 (Overall)
Top Speed [km/h] (Section)	66.8 (800m)
Race State	Finished



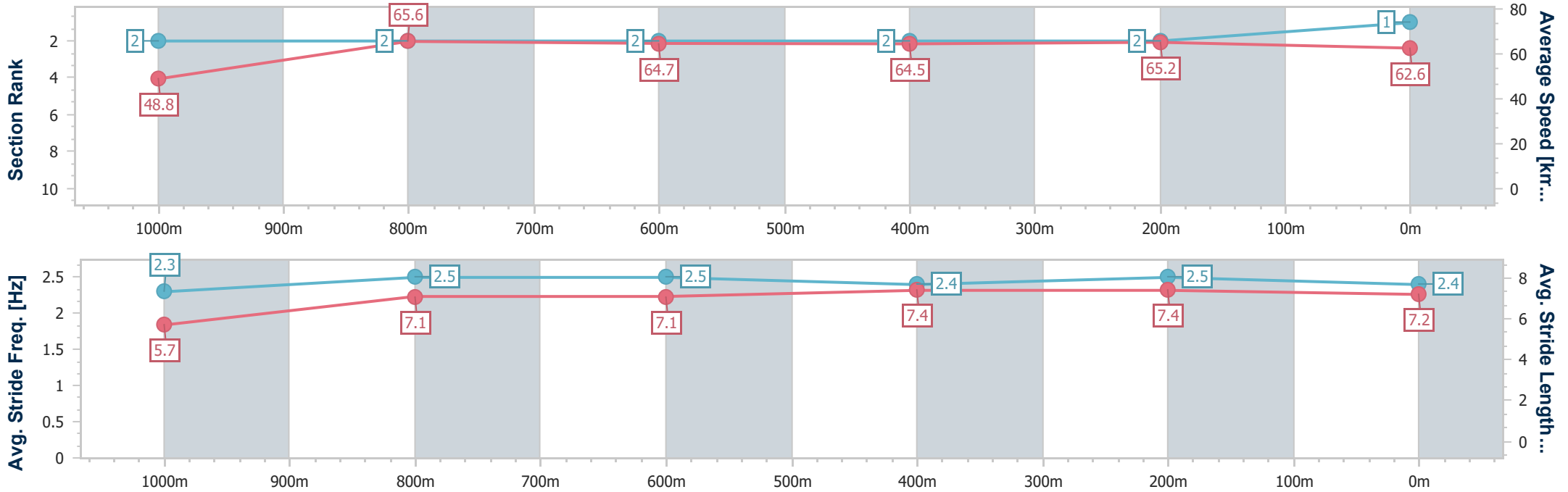
Rockhampton QLD Professional
Race 5: Paradis Imperial Maiden Handicap - 1100m

29 October 2024 - 16:10

Track Rating: Soft 5, Weather: Fine, Rail Position: +7.5m Entire



Section	Overall	1000m	800m	600m	400m	200m
Section Times	1:03.37 [1] (0:07.38)	0:55.99 [2] (0:10.96)	0:45.03 [2] (0:11.32)	0:33.71 [2] (0:11.18)	0:22.53 [2] (0:11.04)	0:11.49 [2] (0:11.49)
Average Speed [km/h]	48.8	65.6	64.7	64.5	65.2	62.6
Top Speed [km/h]	62.9	66.3	66.8	66.3	66.0	64.7
Avg. Dist. to Rail [m]	5.4	0.8	2.5	3.3	3.3	3.4
Avg. Stride Freq. [Hz]	2.3	2.5	2.5	2.4	2.5	2.4
Avg. Stride Length [m]	5.7	7.1	7.1	7.4	7.4	7.2



- [] Ranking at each section and finish
- .-.- No data available at this section
- NA No data available



Horse/Jockey Name	Shekinah
Final Rank	2
Fastest Section Time (Section)	0:07.66 (Overall)
Top Speed [km/h] (Section)	66.0 (600m)
Race State	Finished



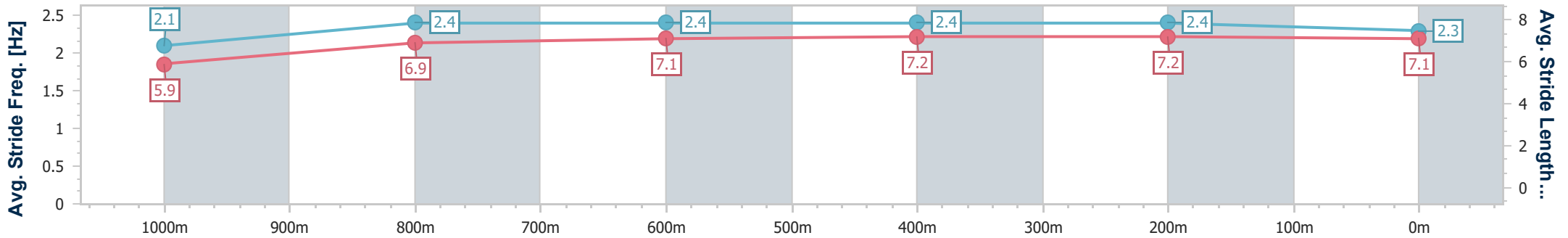
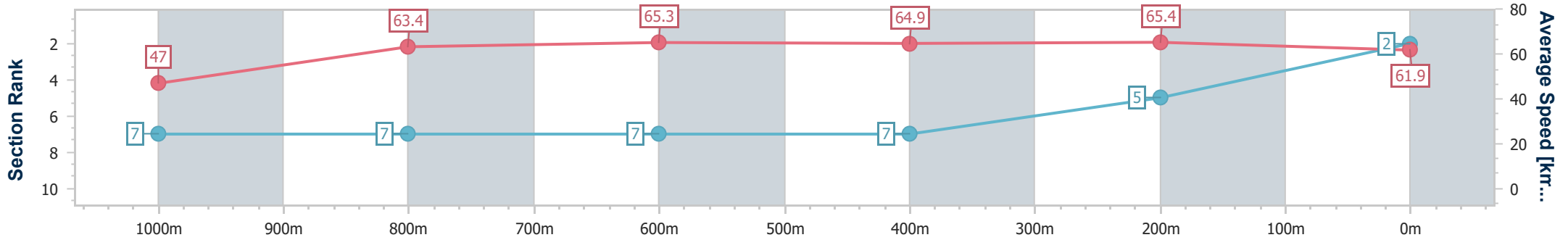
Rockhampton QLD Professional
Race 5: Paradis Imperial Maiden Handicap - 1100m

29 October 2024 - 16:10

Track Rating: Soft 5, Weather: Fine, Rail Position: +7.5m Entire



Section	Overall	1000m	800m	600m	400m	200m
Section Times	1:03.80 [2] (0:07.66)	0:56.14 [7] (0:11.27)	0:44.87 [7] (0:11.14)	0:33.73 [7] (0:11.11)	0:22.62 [7] (0:11.00)	0:11.62 [5]
Average Speed [km/h]	47.0	63.4	65.3	64.9	65.4	61.9
Top Speed [km/h]	61.9	64.9	65.5	66.0	66.0	64.4
Avg. Dist. to Rail [m]	1.9	0.9	1.5	3.3	5.5	6.3
Avg. Stride Freq. [Hz]	2.1	2.4	2.4	2.4	2.4	2.3
Avg. Stride Length [m]	5.9	6.9	7.1	7.2	7.2	7.1



- [] Ranking at each section and finish
- .-.- No data available at this section
- NA No data available



Horse/Jockey Name	Run Freda Run
Final Rank	3
Fastest Section Time (Section)	0:07.36 (Overall)
Top Speed [km/h] (Section)	66.9 (400m)
Race State	Finished



Rockhampton QLD Professional

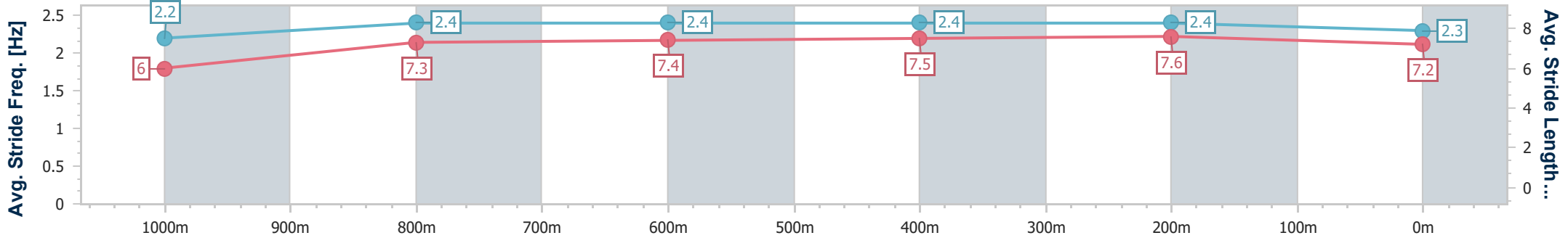
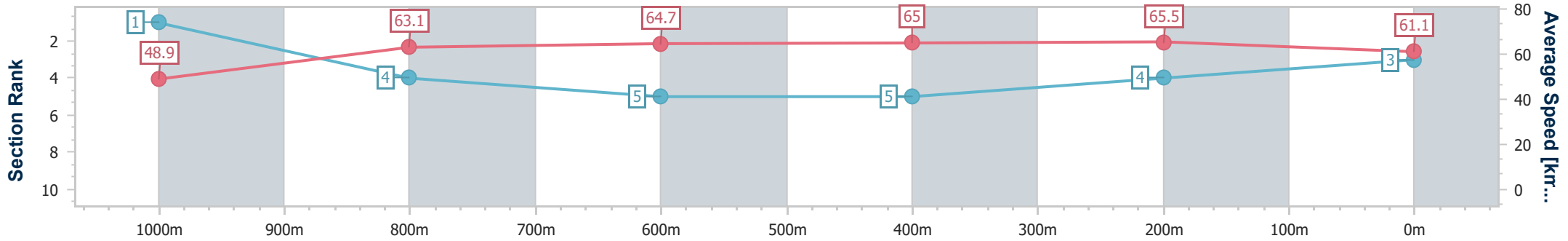
Race 5: Paradis Imperial Maiden Handicap - 1100m

29 October 2024 - 16:10

Track Rating: Soft 5, Weather: Fine, Rail Position: +7.5m Entire



Section	Overall	1000m	800m	600m	400m	200m
Section Times	1:03.81 [3] (0:07.36)	0:56.45 [1] (0:11.36)	0:45.09 [4] (0:11.22)	0:33.87 [5] (0:11.10)	0:22.77 [5] (0:10.99)	0:11.78 [4]
Average Speed [km/h]	48.9	63.1	64.7	65.0	65.5	61.1
Top Speed [km/h]	61.4	65.4	65.7	66.7	66.9	63.7
Avg. Dist. to Rail [m]	2.1	0.8	1.3	3.2	3.2	3.4
Avg. Stride Freq. [Hz]	2.2	2.4	2.4	2.4	2.4	2.3
Avg. Stride Length [m]	6.0	7.3	7.4	7.5	7.6	7.2



- [] Ranking at each section and finish
- .-.- No data available at this section
- NA No data available



Horse/Jockey Name	Peaking Tom
Final Rank	4
Fastest Section Time (Section)	0:07.55 (Overall)
Top Speed [km/h] (Section)	67.5 (800m)
Race State	Finished



Rockhampton QLD Professional

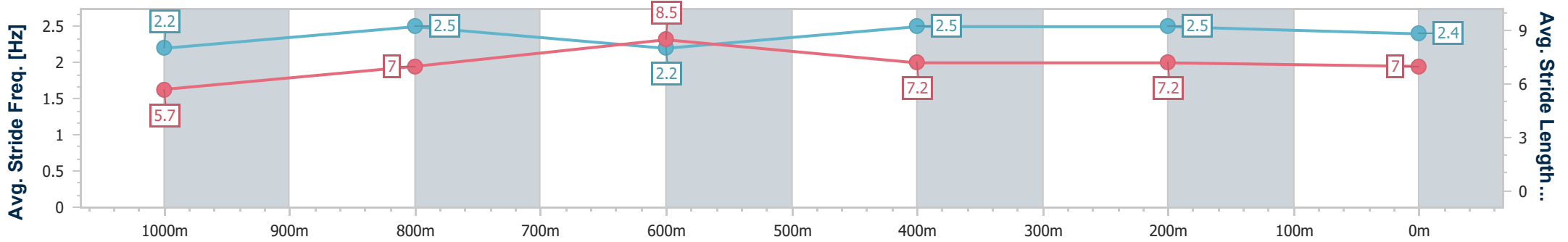
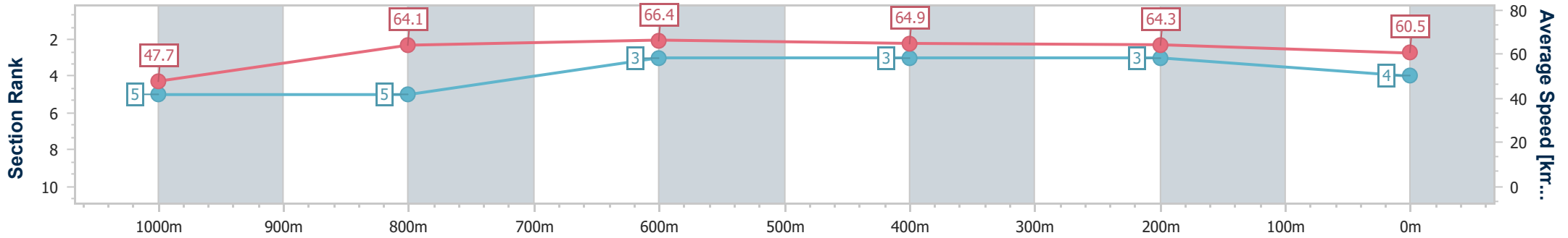
Race 5: Paradis Imperial Maiden Handicap - 1100m

29 October 2024 - 16:10

Track Rating: Soft 5, Weather: Fine, Rail Position: +7.5m Entire



Section	Overall	1000m	800m	600m	400m	200m
Section Times	1:03.95 [4] (0:07.55)	0:56.40 [5] (0:11.24)	0:45.16 [5] (0:10.94)	0:34.22 [3] (0:11.11)	0:23.11 [3] (0:11.19)	0:11.92 [3] (0:11.92)
Average Speed [km/h]	47.7	64.1	66.4	64.9	64.3	60.5
Top Speed [km/h]	61.7	67.5	67.5	65.6	65.3	63.5
Avg. Dist. to Rail [m]	6.6	0.8	1.4	3.3	3.6	3.5
Avg. Stride Freq. [Hz]	2.2	2.5	2.2	2.5	2.5	2.4
Avg. Stride Length [m]	5.7	7.0	8.5	7.2	7.2	7.0



- [] Ranking at each section and finish
- .-.- No data available at this section
- NA No data available



Horse/Jockey Name	Fly Trap
Final Rank	5
Fastest Section Time (Section)	0:07.43 (Overall)
Top Speed [km/h] (Section)	68.0 (1000m)
Race State	Finished



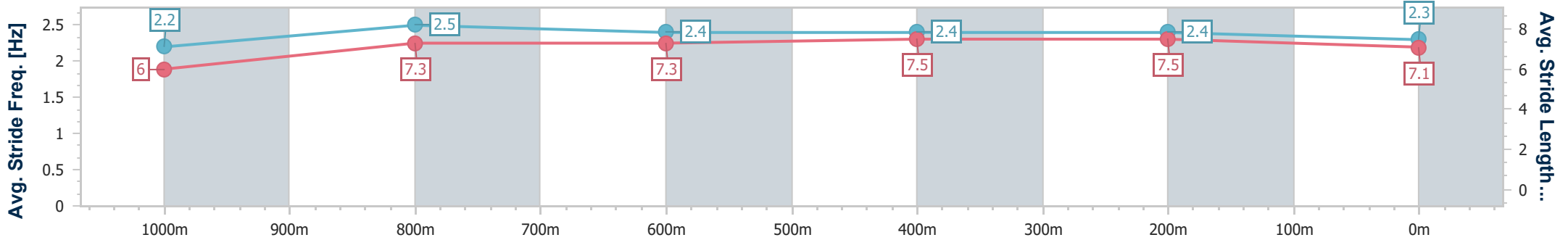
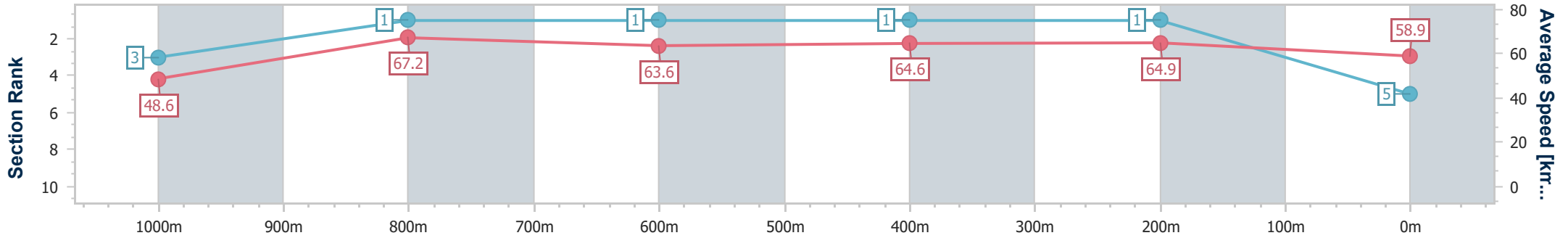
Rockhampton QLD Professional
Race 5: Paradis Imperial Maiden Handicap - 1100m

29 October 2024 - 16:10

Track Rating: Soft 5, Weather: Fine, Rail Position: +7.5m Entire



Section	Overall	1000m	800m	600m	400m	200m
Section Times	1:04.02 [5] (0:07.43)	0:56.59 [3] (0:10.80)	0:45.79 [1] (0:11.32)	0:34.47 [1] (0:11.16)	0:23.31 [1] (0:11.10)	0:12.21 [1] (0:12.21)
Average Speed [km/h]	48.6	67.2	63.6	64.6	64.9	58.9
Top Speed [km/h]	64.3	68.0	66.9	66.1	66.3	63.1
Avg. Dist. to Rail [m]	9.8	2.1	0.4	0.7	0.8	0.7
Avg. Stride Freq. [Hz]	2.2	2.5	2.4	2.4	2.4	2.3
Avg. Stride Length [m]	6.0	7.3	7.3	7.5	7.5	7.1



- [] Ranking at each section and finish
- .-.- No data available at this section
- NA No data available



Horse/Jockey Name	Craiglea Bronte
Final Rank	6
Fastest Section Time (Section)	0:07.44 (Overall)
Top Speed [km/h] (Section)	67.1 (1000m)
Race State	Finished



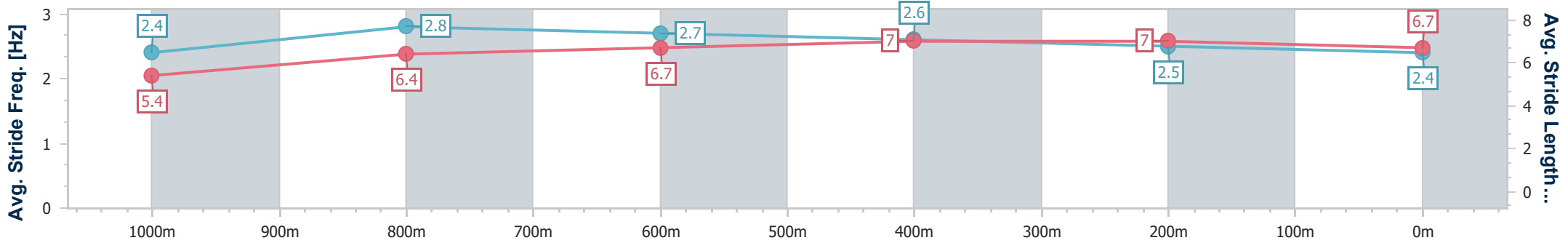
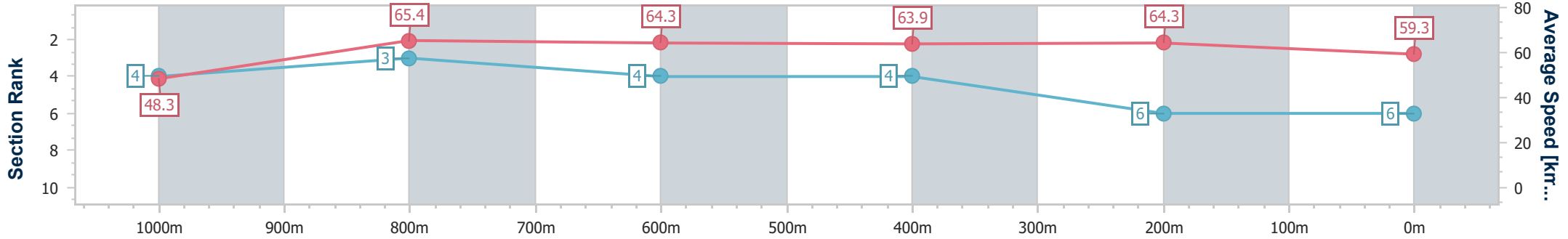
Rockhampton QLD Professional
Race 5: Paradis Imperial Maiden Handicap - 1100m

29 October 2024 - 16:10

Track Rating: Soft 5, Weather: Fine, Rail Position: +7.5m Entire



Section	Overall	1000m	800m	600m	400m	200m
Section Times	1:04.40 [6] (0:07.44)	0:56.96 [4] (0:10.98)	0:45.98 [3] (0:11.35)	0:34.63 [4] (0:11.27)	0:23.36 [4] (0:11.21)	0:12.15 [6] (0:12.15)
Average Speed [km/h]	48.3	65.4	64.3	63.9	64.3	59.3
Top Speed [km/h]	62.4	67.1	65.9	65.7	65.3	62.0
Avg. Dist. to Rail [m]	4.4	0.4	1.7	1.9	2.6	2.8
Avg. Stride Freq. [Hz]	2.4	2.8	2.7	2.6	2.5	2.4
Avg. Stride Length [m]	5.4	6.4	6.7	7.0	7.0	6.7



- [] Ranking at each section and finish
- .-.- No data available at this section
- NA No data available



Horse/Jockey Name	Heroic Desire
Final Rank	7
Fastest Section Time (Section)	0:07.58 (Overall)
Top Speed [km/h] (Section)	67.5 (800m)
Race State	Finished



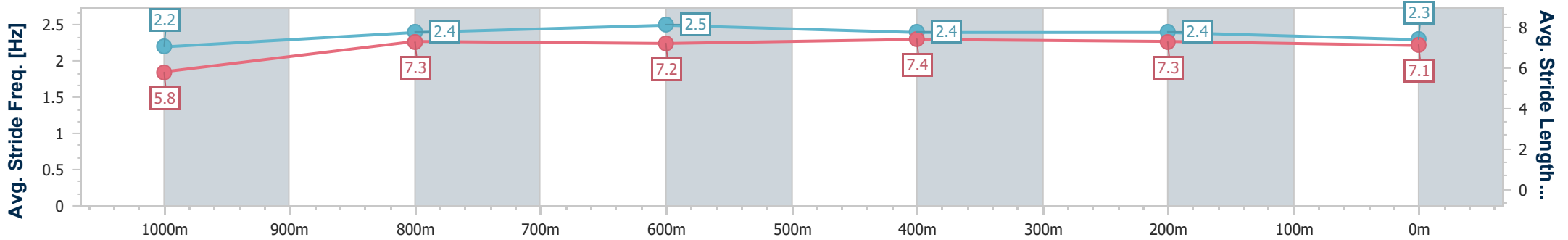
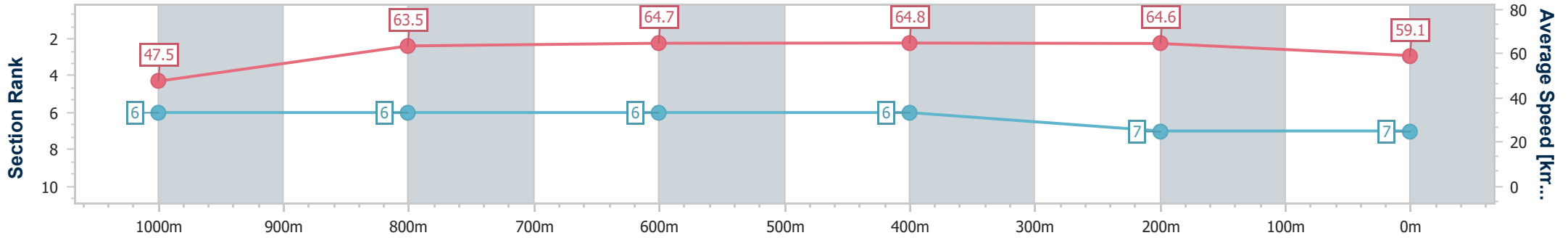
Rockhampton QLD Professional
Race 5: Paradis Imperial Maiden Handicap - 1100m

29 October 2024 - 16:10

Track Rating: Soft 5, Weather: Fine, Rail Position: +7.5m Entire



Section	Overall	1000m	800m	600m	400m	200m
Section Times	1:04.49 [7] (0:07.58)	0:56.91 [6] (0:11.27)	0:45.64 [6] (0:11.18)	0:34.46 [6] (0:11.12)	0:23.34 [6] (0:11.15)	0:12.19 [7] (0:12.19)
Average Speed [km/h]	47.5	63.5	64.7	64.8	64.6	59.1
Top Speed [km/h]	61.2	66.4	67.5	66.4	66.4	62.6
Avg. Dist. to Rail [m]	5.8	1.3	2.1	3.8	5.4	5.6
Avg. Stride Freq. [Hz]	2.2	2.4	2.5	2.4	2.4	2.3
Avg. Stride Length [m]	5.8	7.3	7.2	7.4	7.3	7.1



- [] Ranking at each section and finish
- .-.- No data available at this section
- NA No data available



Horse/Jockey Name	Pitleco Lass
Final Rank	8
Fastest Section Time (Section)	0:07.86 (Overall)
Top Speed [km/h] (Section)	66.1 (600m)
Race State	Finished



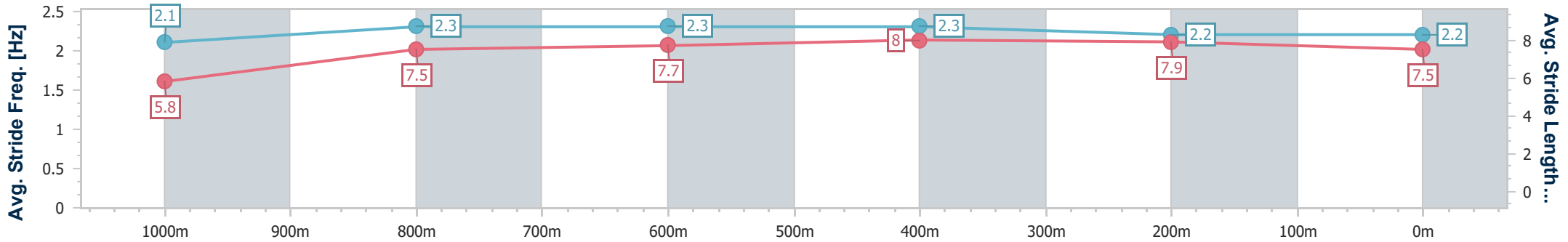
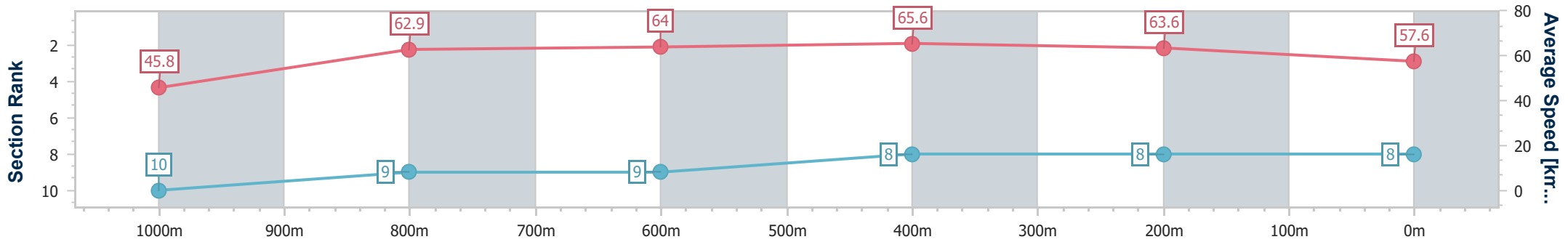
Rockhampton QLD Professional
Race 5: Paradis Imperial Maiden Handicap - 1100m

29 October 2024 - 16:10

Track Rating: Soft 5, Weather: Fine, Rail Position: +7.5m Entire



Section	Overall	1000m	800m	600m	400m	200m
Section Times	1:05.44 [8] (0:07.86)	0:57.58 [10] (0:11.39)	0:46.19 [9] (0:11.35)	0:34.84 [9] (0:11.00)	0:23.84 [8] (0:11.34)	0:12.50 [8] (0:12.50)
Average Speed [km/h]	45.8	62.9	64.0	65.6	63.6	57.6
Top Speed [km/h]	60.4	64.7	65.6	66.1	65.6	61.0
Avg. Dist. to Rail [m]	7.6	1.0	1.6	2.7	2.1	2.3
Avg. Stride Freq. [Hz]	2.1	2.3	2.3	2.3	2.2	2.2
Avg. Stride Length [m]	5.8	7.5	7.7	8.0	7.9	7.5



- [] Ranking at each section and finish
- .-.- No data available at this section
- NA No data available



Horse/Jockey Name	Gee Em Cee
Final Rank	9
Fastest Section Time (Section)	0:07.84 (Overall)
Top Speed [km/h] (Section)	65.4 (1000m)
Race State	Finished



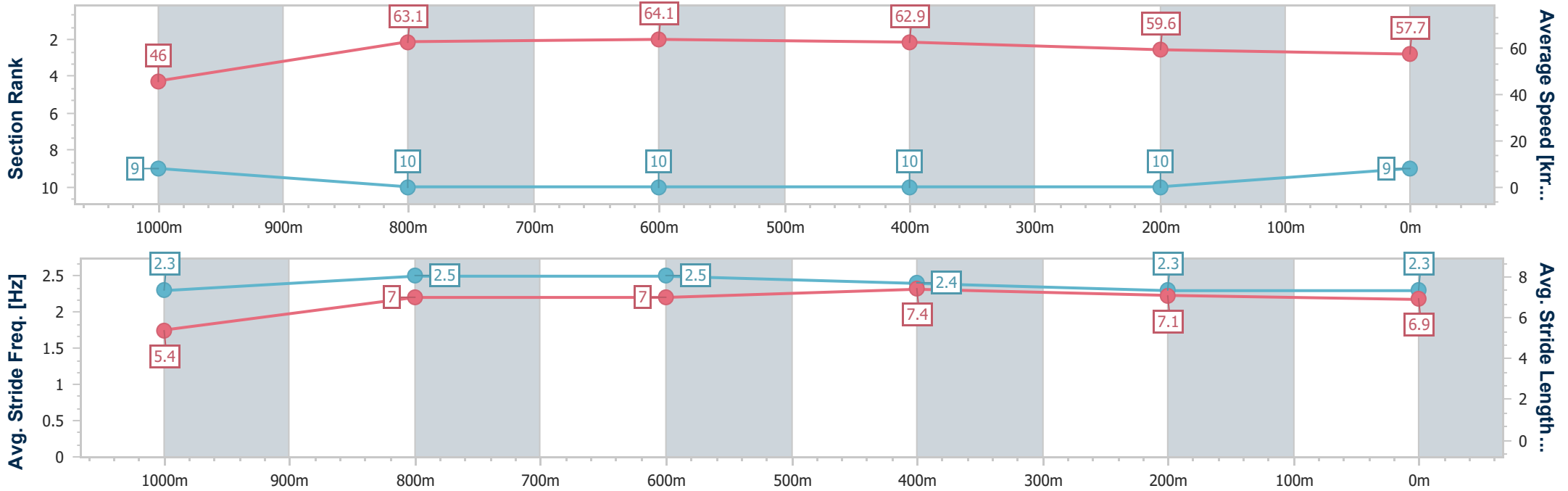
Rockhampton QLD Professional
Race 5: Paradis Imperial Maiden Handicap - 1100m

29 October 2024 - 16:10

Track Rating: Soft 5, Weather: Fine, Rail Position: +7.5m Entire



Section	Overall	1000m	800m	600m	400m	200m
Section Times	1:06.91 [9] (0:07.84)	0:59.07 [9] (0:11.46)	0:47.61 [10] (0:11.57)	0:36.04 [10] (0:11.46)	0:24.58 [10] (0:12.09)	0:12.49 [10] (0:12.49)
Average Speed [km/h]	46.0	63.1	64.1	62.9	59.6	57.7
Top Speed [km/h]	61.6	65.4	65.3	63.4	61.9	59.5
Avg. Dist. to Rail [m]	8.7	1.3	3.8	3.3	1.9	1.2
Avg. Stride Freq. [Hz]	2.3	2.5	2.5	2.4	2.3	2.3
Avg. Stride Length [m]	5.4	7.0	7.0	7.4	7.1	6.9



- [] Ranking at each section and finish
- .-.- No data available at this section
- NA No data available



Horse/Jockey Name	Street Needs
Final Rank	10
Fastest Section Time (Section)	0:07.80 (Overall)
Top Speed [km/h] (Section)	65.7 (600m)
Race State	Finished

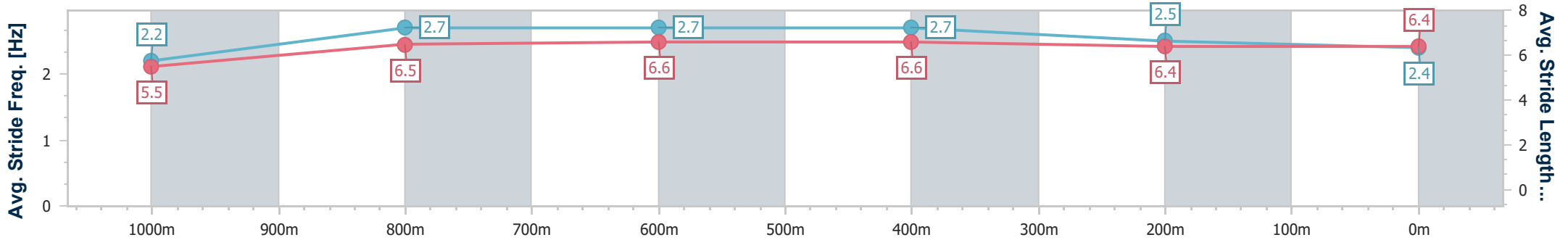
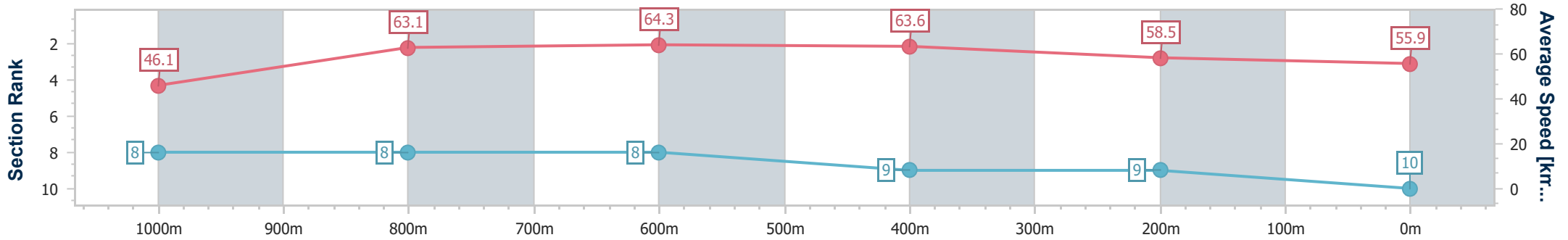


Rockhampton QLD Professional
 Race 5: Paradis Imperial Maiden Handicap - 1100m
 29 October 2024 - 16:10



Track Rating: Soft 5, Weather: Fine, Rail Position: +7.5m Entire

Section	Overall	1000m	800m	600m	400m	200m
Section Times	1:06.99 [10] (0:07.80)	0:59.19 [8] (0:11.36)	0:47.83 [8] (0:11.31)	0:36.52 [8] (0:11.33)	0:25.19 [9] (0:12.30)	0:12.89 [9] (0:12.89)
Average Speed [km/h]	46.1	63.1	64.3	63.6	58.5	55.9
Top Speed [km/h]	60.9	64.3	65.0	65.7	62.0	56.9
Avg. Dist. to Rail [m]	2.5	0.6	1.2	3.8	3.5	3.6
Avg. Stride Freq. [Hz]	2.2	2.7	2.7	2.7	2.5	2.4
Avg. Stride Length [m]	5.5	6.5	6.6	6.6	6.4	6.4



- [] Ranking at each section and finish
- .-.- No data available at this section
- NA No data available



Rockhampton QLD Professional

Race 6: Tony McMahon Recognition BM60 Handicap - 1100m

29 October 2024 - 16:47



Track Rating: Soft 5, Weather: Fine, Rail Position: +7.5m Entire

Section		Overall	1000m	800m	600m	400m	200m	Last 600m					
Field Times		1:03.10 (0:07.29)	0:55.81 (0:10.91)	0:44.90 (0:10.97)	0:33.93 (0:10.73)	0:23.20 (0:11.12)	0:12.08 (0:12.08)	0:33.93					
Rank	TAB Horse/Jockey	Barrier	Top Speed [km/h]	Fastest Section								Margin	Distance Travelled [m]
1	8 DEVIL DEVIL Justin Stanley	2	67.7 600m	0:07.41 Overall	1:03.10 [1] (0:07.41)	0:55.69 [3] (0:10.89)	0:44.80 [2] (0:10.87)	0:33.93 [1] (0:10.73)	0:23.20 [1] (0:11.12)	0:12.08 [1] (0:12.08)	1:03.10	0:33.93	
2	5 BOLD AND SMOOTH Georgina Cartwright	3	68.3 600m	0:07.47 Overall	1:03.29 [2] (0:07.47)	0:55.82 [5] (0:11.06)	0:44.76 [4] (0:11.05)	0:33.71 [4] (0:10.63)	0:23.08 [3] (0:11.00)	0:12.08 [2] (0:12.08)	1.13L	0:33.71	+3
3	7 CRAIGLEA ETNA Hannah Richardson	5	68.8 600m	0:07.46 Overall	1:03.71 [3] (0:07.46)	0:56.25 [4] (0:11.30)	0:44.95 [7] (0:11.12)	0:33.83 [7] (0:10.75)	0:23.08 [7] (0:10.90)	0:12.18 [4] (0:12.18)	3.6L	0:33.83	+6
4	9 THE HAIRDRESSER Raul Silvera Olivera	7	68.3 600m	0:07.55 Overall	1:03.74 [4] (0:07.55)	0:56.19 [6] (0:11.11)	0:45.08 [5] (0:11.13)	0:33.95 [6] (0:10.69)	0:23.26 [6] (0:11.13)	0:12.13 [5] (0:12.13)	3.77L	0:33.95	+8
5	6 RUBUNKAR McKenzie Apel	1	67.4 600m	0:07.29 Overall	1:03.79 [5] (0:07.29)	0:56.50 [1] (0:10.91)	0:45.59 [1] (0:10.97)	0:34.62 [2] (0:10.82)	0:23.80 [2] (0:11.35)	0:12.45 [3] (0:12.45)	4.07L	0:34.62	-1
6	10 DEFROSTED Amy Graham	4	67.7 600m	0:07.64 Overall	1:04.38 [6] (0:07.64)	0:56.74 [7] (0:11.10)	0:45.64 [6] (0:10.89)	0:34.75 [5] (0:10.78)	0:23.97 [5] (0:11.24)	0:12.73 [6] (0:12.73)	7.56L	0:34.75	-3
7	4 JOEY D'OR Nikki Olzard	6	68.6 1000m	0:07.36 Overall	1:04.55 [7] (0:07.36)	0:57.19 [2] (0:11.00)	0:46.19 [3] (0:11.09)	0:35.10 [3] (0:10.80)	0:24.30 [4] (0:11.42)	0:12.88 [7] (0:12.88)	8.52L	0:35.10	+13

Scratched: Graysong (#1), Vast Kama (#3), Sennaprost (#2)

[] Ranking at each section and finish
 -:-:- No data available at this section
 NA No data available

SCN Saddle cloth number
 DNF Did not finish
 DNT Did not track



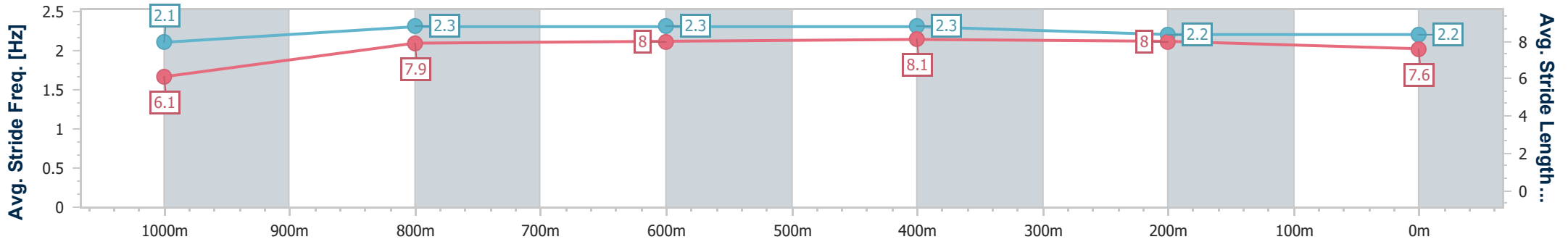
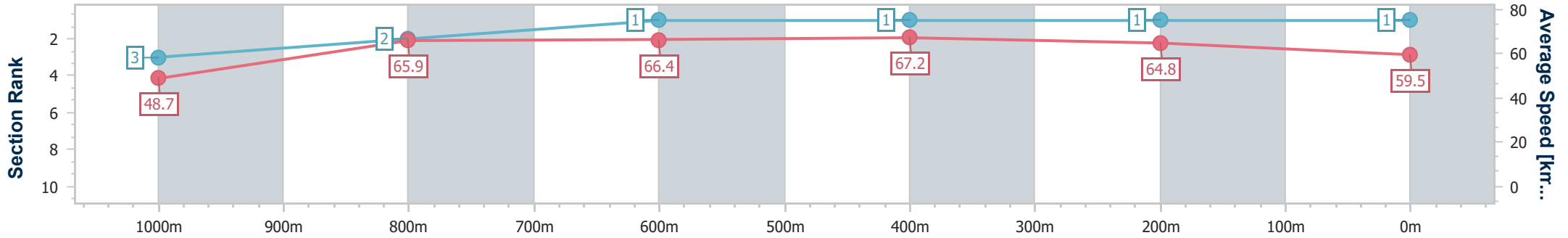
Horse/Jockey Name	Devil Devil
Final Rank	1
Fastest Section Time (Section)	0:07.41 (Overall)
Top Speed [km/h] (Section)	67.7 (600m)
Race State	Finished



Rockhampton QLD Professional
 Race 6: Tony McMahon Recognition BM60 Handicap - 1100m
 29 October 2024 - 16:47
 Track Rating: Soft 5, Weather: Fine, Rail Position: +7.5m Entire



Section	Overall	1000m	800m	600m	400m	200m
Section Times	1:03.10 [1] (0:07.41)	0:55.69 [3] (0:10.89)	0:44.80 [2] (0:10.87)	0:33.93 [1] (0:10.73)	0:23.20 [1] (0:11.12)	0:12.08 [1] (0:12.08)
Average Speed [km/h]	48.7	65.9	66.4	67.2	64.8	59.5
Top Speed [km/h]	63.9	67.0	67.1	67.7	66.1	63.1
Avg. Dist. to Rail [m]	2.3	0.5	1.0	1.7	2.2	2.1
Avg. Stride Freq. [Hz]	2.1	2.3	2.3	2.3	2.2	2.2
Avg. Stride Length [m]	6.1	7.9	8.0	8.1	8.0	7.6



- [] Ranking at each section and finish
- .-.- No data available at this section
- NA No data available



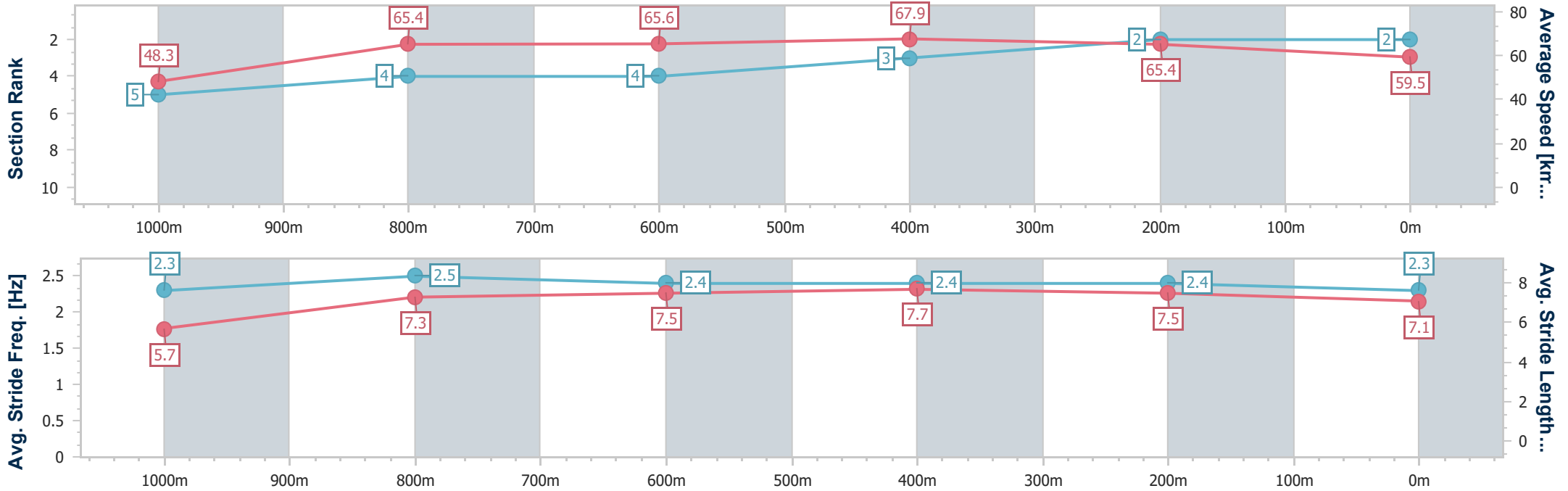
Horse/Jockey Name	Bold And Smooth
Final Rank	2
Fastest Section Time (Section)	0:07.47 (Overall)
Top Speed [km/h] (Section)	68.3 (600m)
Race State	Finished



Rockhampton QLD Professional
 Race 6: Tony McMahon Recognition BM60 Handicap - 1100m
 29 October 2024 - 16:47
 Track Rating: Soft 5, Weather: Fine, Rail Position: +7.5m Entire



Section	Overall	1000m	800m	600m	400m	200m
Section Times	1:03.29 [2] (0:07.47)	0:55.82 [5] (0:11.06)	0:44.76 [4] (0:11.05)	0:33.71 [4] (0:10.63)	0:23.08 [3] (0:11.00)	0:12.08 [2] (0:12.08)
Average Speed [km/h]	48.3	65.4	65.6	67.9	65.4	59.5
Top Speed [km/h]	63.7	66.7	66.7	68.3	67.9	62.9
Avg. Dist. to Rail [m]	4.0	0.8	1.1	2.4	3.5	3.1
Avg. Stride Freq. [Hz]	2.3	2.5	2.4	2.4	2.4	2.3
Avg. Stride Length [m]	5.7	7.3	7.5	7.7	7.5	7.1



- [] Ranking at each section and finish
- .-.- No data available at this section
- NA No data available



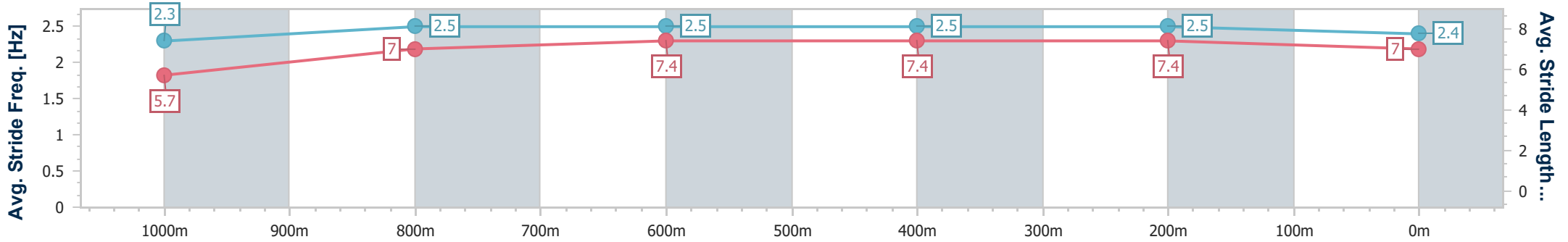
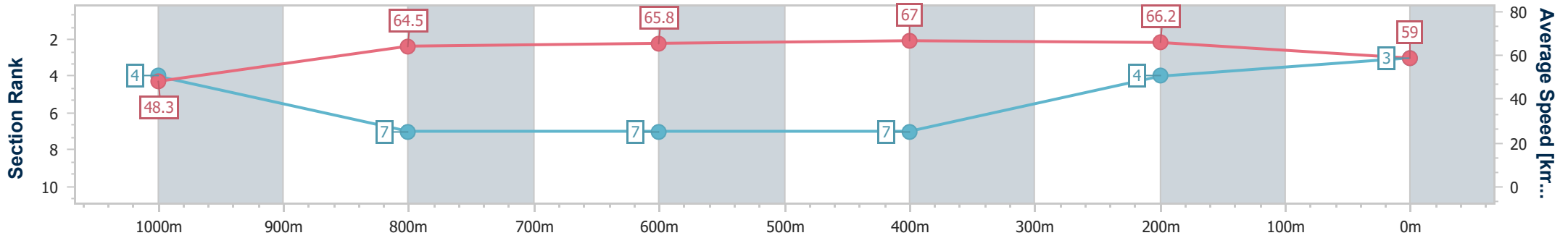
Horse/Jockey Name	Craiglea Etna
Final Rank	3
Fastest Section Time (Section)	0:07.46 (Overall)
Top Speed [km/h] (Section)	68.8 (600m)
Race State	Finished



Rockhampton QLD Professional
 Race 6: Tony McMahon Recognition BM60 Handicap - 1100m
 29 October 2024 - 16:47
 Track Rating: Soft 5, Weather: Fine, Rail Position: +7.5m Entire



Section	Overall	1000m	800m	600m	400m	200m
Section Times	1:03.71 [3] (0:07.46)	0:56.25 [4] (0:11.30)	0:44.95 [7] (0:11.12)	0:33.83 [7] (0:10.75)	0:23.08 [7] (0:10.90)	0:12.18 [4] (0:12.18)
Average Speed [km/h]	48.3	64.5	65.8	67.0	66.2	59.0
Top Speed [km/h]	61.2	66.0	66.7	68.8	68.3	62.4
Avg. Dist. to Rail [m]	5.1	2.0	2.2	4.0	8.1	7.8
Avg. Stride Freq. [Hz]	2.3	2.5	2.5	2.5	2.5	2.4
Avg. Stride Length [m]	5.7	7.0	7.4	7.4	7.4	7.0



- [] Ranking at each section and finish
- .-.- No data available at this section
- NA No data available



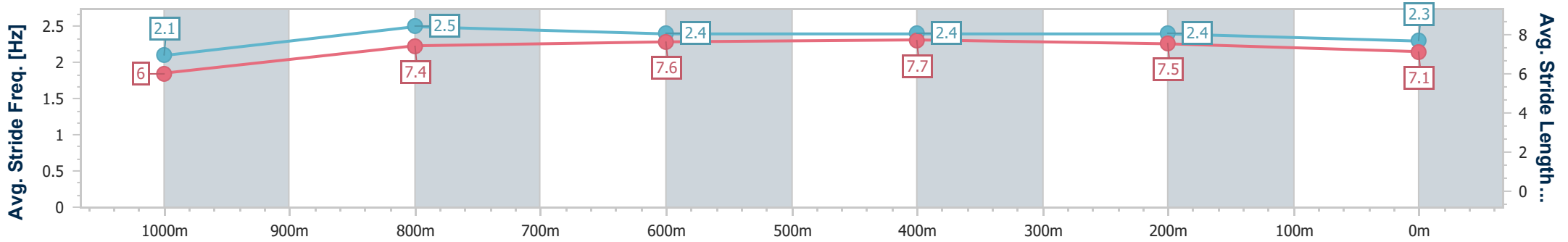
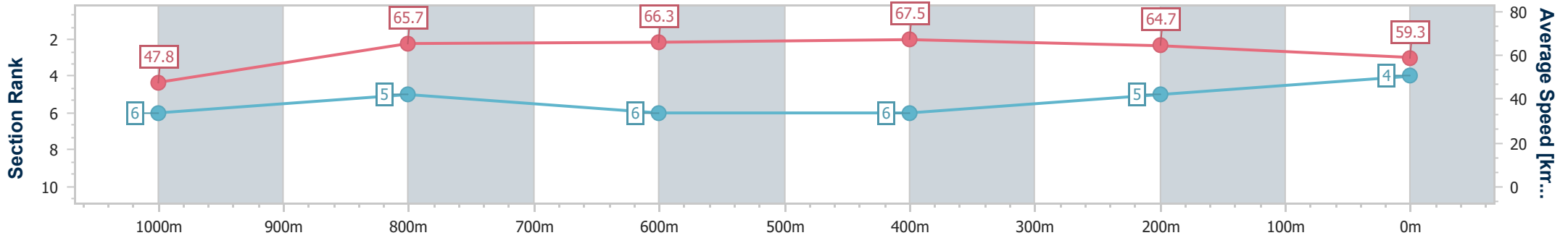
Horse/Jockey Name	The Hairdresser
Final Rank	4
Fastest Section Time (Section)	0:07.55 (Overall)
Top Speed [km/h] (Section)	68.3 (600m)
Race State	Finished



Rockhampton QLD Professional
 Race 6: Tony McMahon Recognition BM60 Handicap - 1100m
 29 October 2024 - 16:47
 Track Rating: Soft 5, Weather: Fine, Rail Position: +7.5m Entire



Section	Overall	1000m	800m	600m	400m	200m
Section Times	1:03.74 [4] (0:07.55)	0:56.19 [6] (0:11.11)	0:45.08 [5] (0:11.13)	0:33.95 [6] (0:10.69)	0:23.26 [6] (0:11.13)	0:12.13 [5] (0:12.13)
Average Speed [km/h]	47.8	65.7	66.3	67.5	64.7	59.3
Top Speed [km/h]	63.6	67.4	67.1	68.3	67.9	62.5
Avg. Dist. to Rail [m]	7.1	2.6	3.0	5.1	6.6	5.1
Avg. Stride Freq. [Hz]	2.1	2.5	2.4	2.4	2.4	2.3
Avg. Stride Length [m]	6.0	7.4	7.6	7.7	7.5	7.1



- [] Ranking at each section and finish
- .-.- No data available at this section
- NA No data available



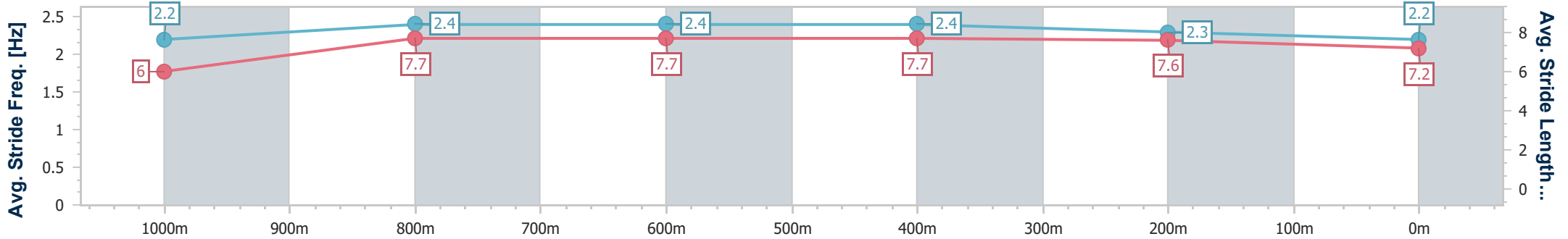
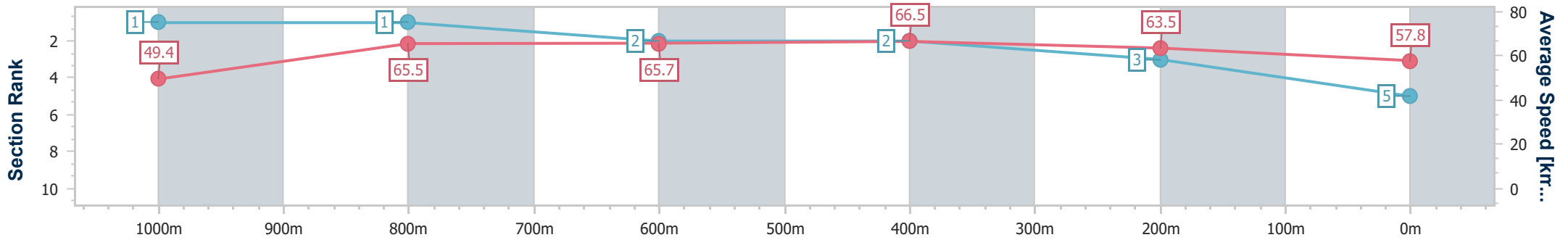
Horse/Jockey Name	Rubunkar
Final Rank	5
Fastest Section Time (Section)	0:07.29 (Overall)
Top Speed [km/h] (Section)	67.4 (600m)
Race State	Finished



Rockhampton QLD Professional
 Race 6: Tony McMahon Recognition BM60 Handicap - 1100m
 29 October 2024 - 16:47
 Track Rating: Soft 5, Weather: Fine, Rail Position: +7.5m Entire



Section	Overall	1000m	800m	600m	400m	200m
Section Times	1:03.79 [5] (0:07.29)	0:56.50 [1] (0:10.91)	0:45.59 [1] (0:10.97)	0:34.62 [2] (0:10.82)	0:23.80 [2] (0:11.35)	0:12.45 [3] (0:12.45)
Average Speed [km/h]	49.4	65.5	65.7	66.5	63.5	57.8
Top Speed [km/h]	63.5	66.2	66.7	67.4	66.1	61.1
Avg. Dist. to Rail [m]	1.5	0.8	0.6	1.4	1.6	1.5
Avg. Stride Freq. [Hz]	2.2	2.4	2.4	2.4	2.3	2.2
Avg. Stride Length [m]	6.0	7.7	7.7	7.7	7.6	7.2



- [] Ranking at each section and finish
- .-.- No data available at this section
- NA No data available



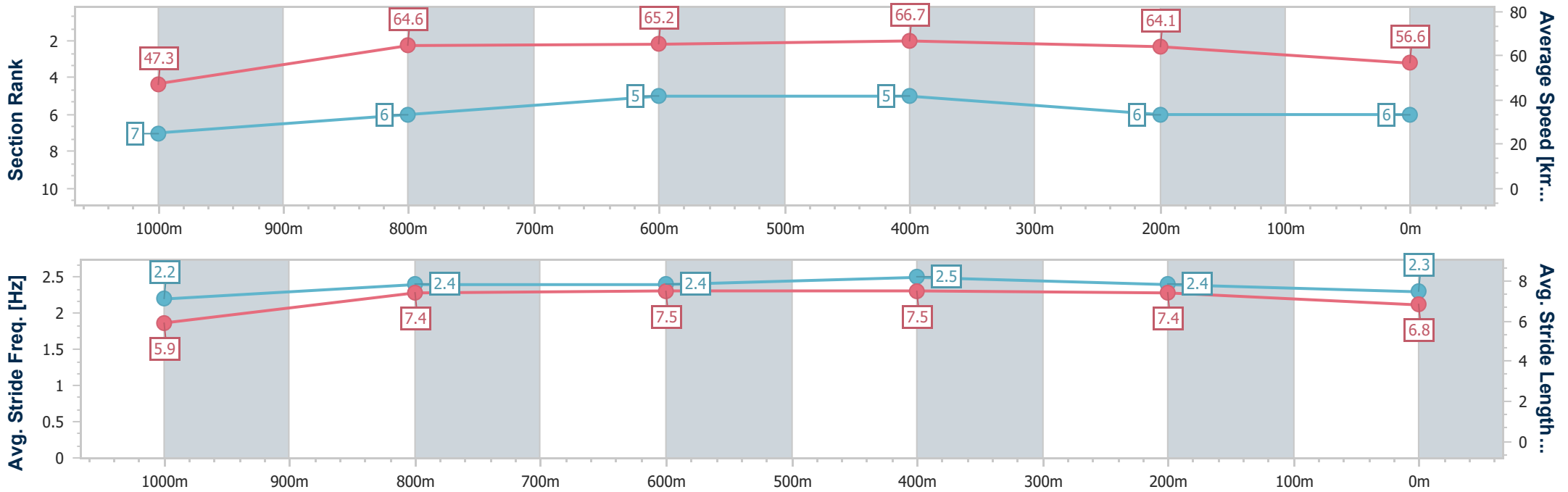
Horse/Jockey Name	Defrosted
Final Rank	6
Fastest Section Time (Section)	0:07.64 (Overall)
Top Speed [km/h] (Section)	67.7 (600m)
Race State	Finished



Rockhampton QLD Professional
 Race 6: Tony McMahon Recognition BM60 Handicap - 1100m
 29 October 2024 - 16:47
 Track Rating: Soft 5, Weather: Fine, Rail Position: +7.5m Entire



Section	Overall	1000m	800m	600m	400m	200m
Section Times	1:04.38 [6] (0:07.64)	0:56.74 [7] (0:11.10)	0:45.64 [6] (0:10.89)	0:34.75 [5] (0:10.78)	0:23.97 [5] (0:11.24)	0:12.73 [6] (0:12.73)
Average Speed [km/h]	47.3	64.6	65.2	66.7	64.1	56.6
Top Speed [km/h]	63.1	67.1	67.3	67.7	67.2	60.6
Avg. Dist. to Rail [m]	4.6	0.9	1.7	1.2	4.4	5.2
Avg. Stride Freq. [Hz]	2.2	2.4	2.4	2.5	2.4	2.3
Avg. Stride Length [m]	5.9	7.4	7.5	7.5	7.4	6.8



- [] Ranking at each section and finish
- .-.- No data available at this section
- NA No data available



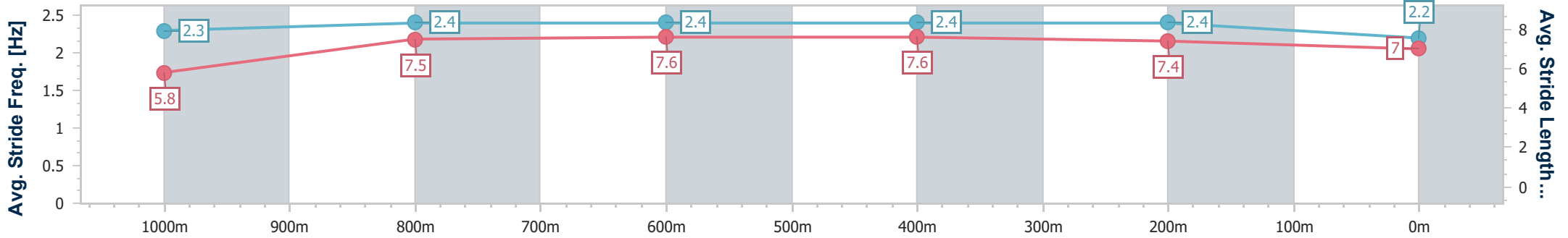
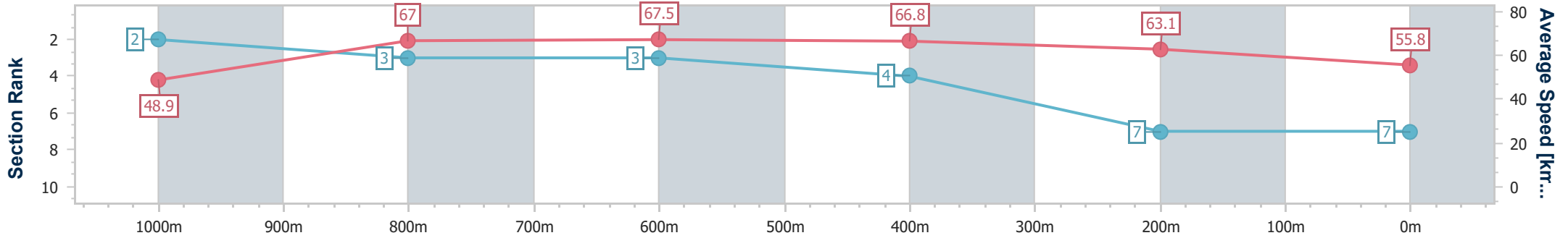
Horse/Jockey Name	Joey D'or
Final Rank	7
Fastest Section Time (Section)	0:07.36 (Overall)
Top Speed [km/h] (Section)	68.6 (1000m)
Race State	Finished



Rockhampton QLD Professional
 Race 6: Tony McMahon Recognition BM60 Handicap - 1100m
 29 October 2024 - 16:47
 Track Rating: Soft 5, Weather: Fine, Rail Position: +7.5m Entire



Section	Overall	1000m	800m	600m	400m	200m
Section Times	1:04.55 [7] (0:07.36)	0:57.19 [2] (0:11.00)	0:46.19 [3] (0:11.09)	0:35.10 [3] (0:10.80)	0:24.30 [4] (0:11.42)	0:12.88 [7] (0:12.88)
Average Speed [km/h]	48.9	67.0	67.5	66.8	63.1	55.8
Top Speed [km/h]	63.7	68.6	68.6	67.3	65.8	59.8
Avg. Dist. to Rail [m]	5.7	3.3	5.1	5.1	5.7	3.2
Avg. Stride Freq. [Hz]	2.3	2.4	2.4	2.4	2.4	2.2
Avg. Stride Length [m]	5.8	7.5	7.6	7.6	7.4	7.0



- [] Ranking at each section and finish
- .-.- No data available at this section
- NA No data available



Rockhampton QLD Professional

Race 7: Melbourne Cup Day at Callaghan Park RATINGS BAND 0 - 55 Handicap - 1600m

29 October 2024 - 17:51



Track Rating: Soft 5, Weather: Fine, Rail Position: +7.5m Entire

Section		Overall	1400m	1200m	1000m	800m	600m	400m	Last 600m					
Field Times		1:36.02 (0:13.42)	1:22.60 (0:11.07)	1:11.53 (0:11.75)	0:59.78 (0:11.99)	0:47.79 (0:12.48)	0:35.31 (0:11.70)	0:23.61 (0:11.83)	0:35.31					
Rank	TAB Horse/Jockey	Barrier	Top Speed [km/h]	Fastest Section										Distance Travelled [m]
1	7 MADAME LEXIS Sean Cormack	9	65.4 600m	0:11.21 400m	1:36.02 [1] (0:14.40)	1:21.62 [9] (0:11.47)	1:10.15 [9] (0:11.73)	0:58.42 [9] (0:12.12)	0:46.30 [9] (0:11.97)	0:34.33 [9] (0:11.34)	0:22.99 [5] (0:11.21)	0:34.33		
2	5 YOUNG HENRY Adam Sewell	10	66.0 1400m	0:11.34 1400m	1:36.48 [2] (0:13.42)	1:23.06 [1] (0:11.34)	1:11.72 [2] (0:11.97)	0:59.75 [2] (0:12.13)	0:47.62 [2] (0:12.36)	0:35.26 [4] (0:11.52)	0:23.74 [2] (0:11.52)	0:35.26	+1	
3	1 ALEACO Nikki Olzard	1	65.0 400m	0:11.44 1400m	1:36.94 [3] (0:14.08)	1:22.86 [8] (0:11.44)	1:11.42 [6] (0:11.77)	0:59.65 [5] (0:12.10)	0:47.55 [7] (0:12.23)	0:35.32 [8] (0:11.46)	0:23.86 [8] (0:11.44)	0:35.32	+1	
4	2 BO BO BEWARE Justin Stanley	2	63.3 1400m	0:11.48 1400m	1:36.95 [4] (0:13.76)	1:23.19 [4] (0:11.48)	1:11.71 [4] (0:11.84)	0:59.87 [4] (0:12.05)	0:47.82 [4] (0:12.14)	0:35.68 [5] (0:11.61)	0:24.07 [3] (0:11.68)	0:35.68	-2	
5	6 D'ESPRIT McKenzie Apel	7	66.3 1400m	0:11.05 1400m	1:37.38 [5] (0:13.44)	1:23.94 [2] (0:11.05)	1:12.89 [1] (0:11.75)	1:01.14 [1] (0:11.99)	0:49.15 [1] (0:12.48)	0:36.67 [1] (0:11.70)	0:24.97 [1] (0:11.86)	0:36.67	-3	
6	10 TORQUE ESPAGNA Amy Graham	5	63.8 1400m	0:11.46 1400m	1:37.53 [6] (0:14.05)	1:23.48 [7] (0:11.46)	1:12.02 [5] (0:11.80)	1:00.22 [6] (0:11.99)	0:48.23 [6] (0:12.24)	0:35.99 [6] (0:11.78)	0:24.21 [9] (0:11.78)	0:35.99	+1	
7	11 TOY DANDY Olivia Kendal	6	63.1 1400m	0:11.66 1400m	1:37.82 [7] (0:13.97)	1:23.85 [5] (0:11.66)	1:12.19 [7] (0:11.75)	1:00.44 [7] (0:11.90)	0:48.54 [5] (0:11.89)	0:36.65 [2] (0:11.74)	0:24.91 [4] (0:12.00)	0:36.65	-1	
8	4 ROSE OF TAORMINA Georgina Cartwright	8	64.1 800m	0:11.46 600m	1:38.44 [8] (0:14.00)	1:24.44 [6] (0:11.73)	1:12.71 [8] (0:11.74)	1:00.97 [8] (0:12.07)	0:48.90 [8] (0:12.04)	0:36.86 [7] (0:11.46)	0:25.40 [6] (0:11.90)	0:36.86	+7	
9	9 OUR HEART THROB Hannah Richardson	3	64.7 600m	0:11.46 600m	1:38.56 [9] (0:14.43)	1:24.13 [10] (0:11.56)	1:12.57 [10] (0:11.69)	1:00.88 [10] (0:12.11)	0:48.77 [10] (0:12.20)	0:36.57 [10] (0:11.46)	0:25.11 [10] (0:12.02)	0:36.57	+4	
10	3 BORNEES LAD Raul Silvera Olivera	4	63.1 600m	0:11.52 1400m	1:38.84 [10] (0:13.62)	1:25.22 [3] (0:11.52)	1:13.70 [3] (0:11.79)	1:01.91 [3] (0:12.07)	0:49.84 [3] (0:12.21)	0:37.63 [3] (0:11.84)	0:25.79 [7] (0:12.20)	0:37.63	-1	

Scratched: Lonergy (#8)

[] Ranking at each section and finish
 -:-:- No data available at this section
 NA No data available
 SCN Saddle cloth number
 DNF Did not finish
 DNT Did not track



Rockhampton QLD Professional
Race 7: Melbourne Cup Day at Callaghan Park RATINGS BAND 0 - 55
Handicap - 1600m
29 October 2024 - 17:51



Track Rating: Soft 5, Weather: Fine, Rail Position: +7.5m Entire

Section							200m			Last 600m
Field Times							0:11.78			0:35.31
							(0:11.78)			
Rank	TAB	Horse/Jockey	Barrier	Top Speed [km/h]	Fastest Section	Margin			Distance Travelled [m]	
1	7	MADAME LEXIS	9	65.4	0:11.21	0:11.78 [1]	1:36.02		0:34.33	
		Sean Cormack		600m	400m	(0:11.78)				
2	5	YOUNG HENRY	10	66.0	0:11.34	0:12.22 [2]	2.71L		0:35.26 +1	
		Adam Sewell		1400m	1400m	(0:12.22)				
3	1	ALEACO	1	65.0	0:11.44	0:12.42 [4]	5.43L		0:35.32 +1	
		Nikki Olzard		400m	1400m	(0:12.42)				
4	2	BO BO BEWARE	2	63.3	0:11.48	0:12.39 [5]	5.5L		0:35.68 -2	
		Justin Stanley		1400m	1400m	(0:12.39)				
5	6	D'ESPRIT	7	66.3	0:11.05	0:13.11 [3]	8L		0:36.67 -3	
		McKenzie Apel		1400m	1400m	(0:13.11)				
6	10	TORQUE ESPAGNA	5	63.8	0:11.46	0:12.43 [8]	8.89L		0:35.99 +1	
		Amy Graham		1400m	1400m	(0:12.43)				
7	11	TOY DANDY	6	63.1	0:11.66	0:12.91 [6]	10.6L		0:36.65 -1	
		Olivia Kendal		1400m	1400m	(0:12.91)				
8	4	ROSE OF TAORMINA	8	64.1	0:11.46	0:13.50 [7]	14.27L		0:36.86 +7	
		Georgina Cartwright		800m	600m	(0:13.50)				
9	9	OUR HEART THROB	3	64.7	0:11.46	0:13.09 [10]	14.93L		0:36.57 +4	
		Hannah Richardson		600m	600m	(0:13.09)				
10	3	BORNEES LAD	4	63.1	0:11.52	0:13.59 [9]	16.63L		0:37.63 -1	
		Raul Silvera Olivera		600m	1400m	(0:13.59)				

Scratched: Lonergy (#8)

[] Ranking at each section and finish
 -:-:- No data available at this section
 NA No data available

SCN Saddle cloth number
 DNF Did not finish
 DNT Did not track



Horse/Jockey Name	Madame Lexis
Final Rank	1
Fastest Section Time (Section)	0:11.21 (400m)
Top Speed [km/h] (Section)	65.4 (600m)
Race State	Finished



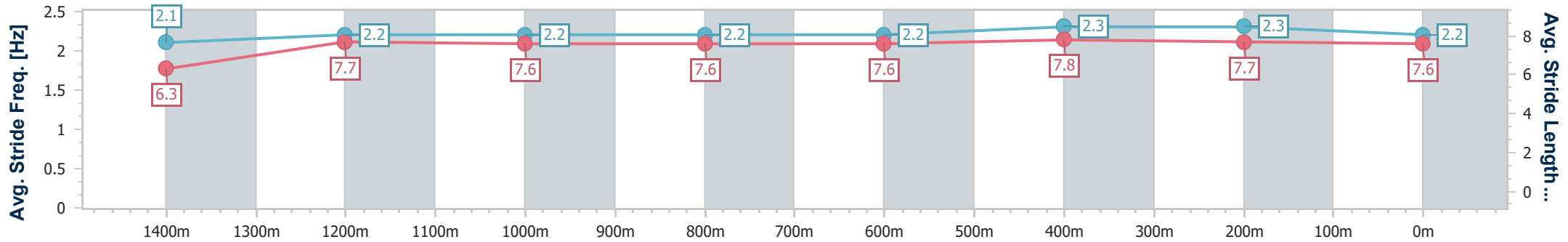
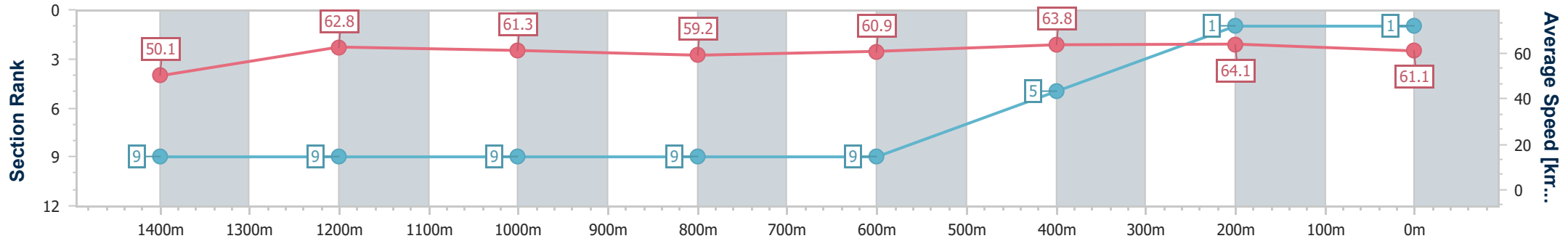
Rockhampton QLD Professional
Race 7: Melbourne Cup Day at Callaghan Park RATINGS BAND
0 - 55 Handicap - 1600m



29 October 2024 - 17:51

Track Rating: Soft 5, Weather: Fine, Rail Position: +7.5m Entire

Section	Overall	1400m	1200m	1000m	800m	600m	400m	200m
Section Times	1:36.02 [1] (0:14.40)	1:21.62 [9] (0:11.47)	1:10.15 [9] (0:11.73)	0:58.42 [9] (0:12.12)	0:46.30 [9] (0:11.97)	0:34.33 [9] (0:11.34)	0:22.99 [5] (0:11.21)	0:11.78 [1] (0:11.78)
Average Speed [km/h]	50.1	62.8	61.3	59.2	60.9	63.8	64.1	61.1
Top Speed [km/h]	61.1	63.6	62.9	60.6	63.1	65.4	65.2	62.9
Avg. Dist. to Rail [m]	2.4	0.3	0.3	0.4	1.9	6.1	6.9	6.9
Avg. Stride Freq. [Hz]	2.1	2.2	2.2	2.2	2.2	2.3	2.3	2.2
Avg. Stride Length [m]	6.3	7.7	7.6	7.6	7.6	7.8	7.7	7.6



- [] Ranking at each section and finish
- .-.- No data available at this section
- NA No data available



Horse/Jockey Name	Young Henry
Final Rank	2
Fastest Section Time (Section)	0:11.34 (1400m)
Top Speed [km/h] (Section)	66.0 (1400m)
Race State	Finished



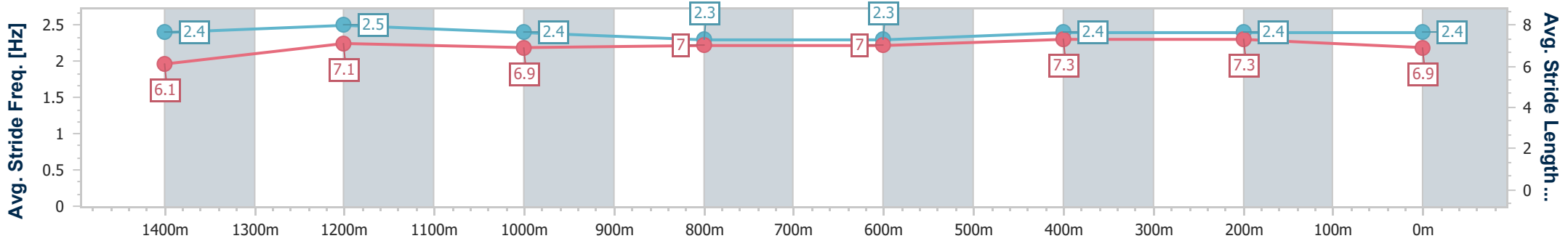
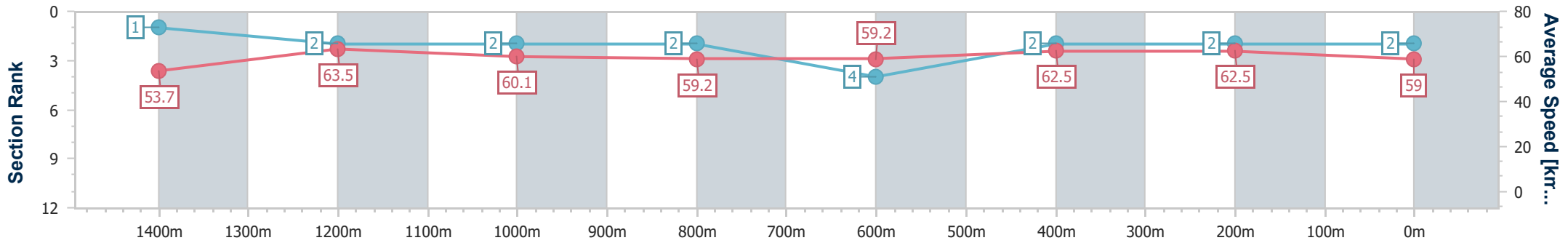
Rockhampton QLD Professional
 Race 7: Melbourne Cup Day at Callaghan Park RATINGS BAND
 0 - 55 Handicap - 1600m



29 October 2024 - 17:51

Track Rating: Soft 5, Weather: Fine, Rail Position: +7.5m Entire

Section	Overall	1400m	1200m	1000m	800m	600m	400m	200m
Section Times	1:36.48 [2] (0:13.42)	1:23.06 [1] (0:11.34)	1:11.72 [2] (0:11.97)	0:59.75 [2] (0:12.13)	0:47.62 [2] (0:12.36)	0:35.26 [4] (0:11.52)	0:23.74 [2] (0:11.52)	0:12.22 [2] (0:12.22)
Average Speed [km/h]	53.7	63.5	60.1	59.2	59.2	62.5	62.5	59.0
Top Speed [km/h]	65.3	66.0	62.2	60.5	61.0	63.9	64.5	62.4
Avg. Dist. to Rail [m]	7.0	2.5	0.9	0.7	2.1	3.1	3.2	5.2
Avg. Stride Freq. [Hz]	2.4	2.5	2.4	2.3	2.3	2.4	2.4	2.4
Avg. Stride Length [m]	6.1	7.1	6.9	7.0	7.0	7.3	7.3	6.9



- [] Ranking at each section and finish
- .-.- No data available at this section
- NA No data available



Horse/Jockey Name	Aleaco
Final Rank	3
Fastest Section Time (Section)	0:11.44 (1400m)
Top Speed [km/h] (Section)	65.0 (400m)
Race State	Finished



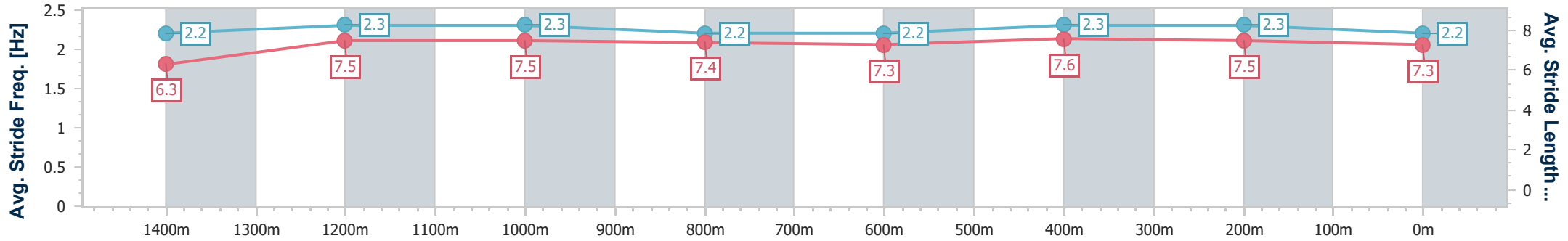
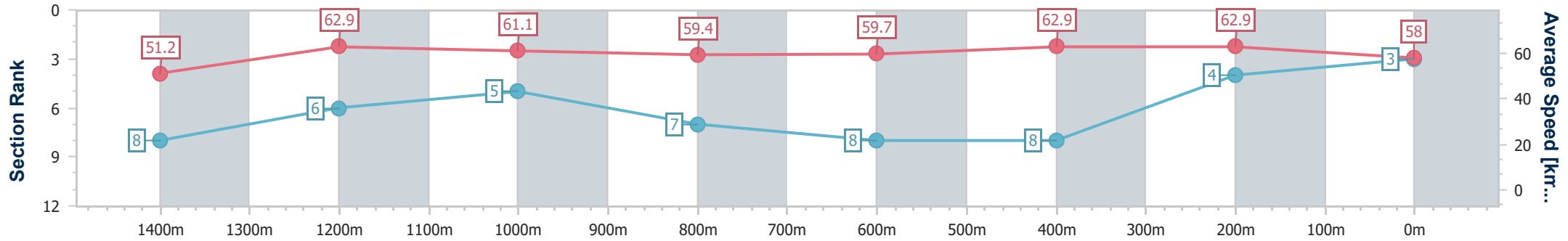
Rockhampton QLD Professional
Race 7: Melbourne Cup Day at Callaghan Park RATINGS BAND
0 - 55 Handicap - 1600m



29 October 2024 - 17:51

Track Rating: Soft 5, Weather: Fine, Rail Position: +7.5m Entire

Section	Overall	1400m	1200m	1000m	800m	600m	400m	200m
Section Times	1:36.94 [3] (0:14.08)	1:22.86 [8] (0:11.44)	1:11.42 [6] (0:11.77)	0:59.65 [5] (0:12.10)	0:47.55 [7] (0:12.23)	0:35.32 [8] (0:11.46)	0:23.86 [8] (0:11.44)	0:12.42 [4] (0:12.42)
Average Speed [km/h]	51.2	62.9	61.1	59.4	59.7	62.9	62.9	58.0
Top Speed [km/h]	61.1	64.1	62.8	61.0	61.2	64.3	65.0	60.2
Avg. Dist. to Rail [m]	1.4	1.6	1.1	0.5	1.8	2.3	3.5	3.7
Avg. Stride Freq. [Hz]	2.2	2.3	2.3	2.2	2.2	2.3	2.3	2.2
Avg. Stride Length [m]	6.3	7.5	7.5	7.4	7.3	7.6	7.5	7.3



- [] Ranking at each section and finish
- .-.- No data available at this section
- NA No data available



Horse/Jockey Name	Bo Bo Beware
Final Rank	4
Fastest Section Time (Section)	0:11.48 (1400m)
Top Speed [km/h] (Section)	63.3 (1400m)
Race State	Finished



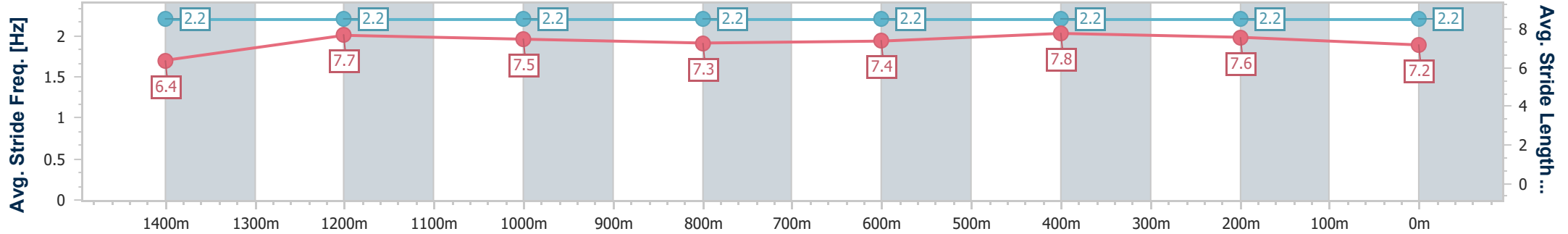
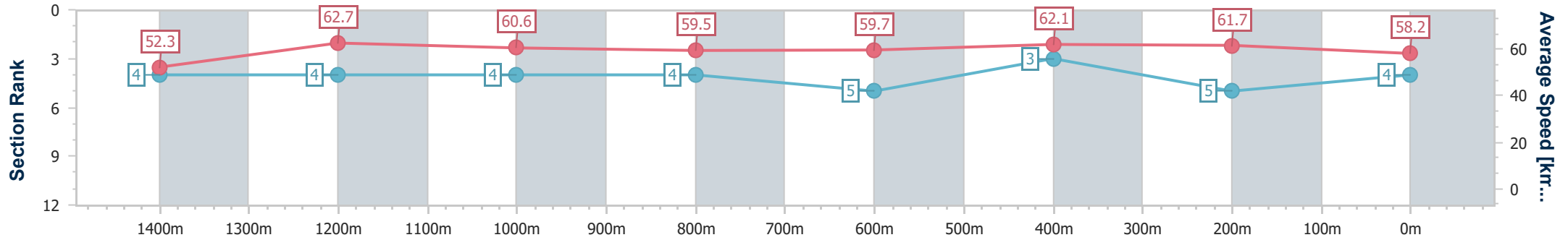
Rockhampton QLD Professional
Race 7: Melbourne Cup Day at Callaghan Park RATINGS BAND
0 - 55 Handicap - 1600m



29 October 2024 - 17:51

Track Rating: Soft 5, Weather: Fine, Rail Position: +7.5m Entire

Section	Overall	1400m	1200m	1000m	800m	600m	400m	200m
Section Times	1:36.95 [4] (0:13.76)	1:23.19 [4] (0:11.48)	1:11.71 [4] (0:11.84)	0:59.87 [4] (0:12.05)	0:47.82 [4] (0:12.14)	0:35.68 [5] (0:11.61)	0:24.07 [3] (0:11.68)	0:12.39 [5] (0:12.39)
Average Speed [km/h]	52.3	62.7	60.6	59.5	59.7	62.1	61.7	58.2
Top Speed [km/h]	62.3	63.3	62.3	60.7	61.0	63.0	62.6	59.8
Avg. Dist. to Rail [m]	0.3	1.3	1.4	1.0	1.0	2.2	2.1	1.7
Avg. Stride Freq. [Hz]	2.2	2.2	2.2	2.2	2.2	2.2	2.2	2.2
Avg. Stride Length [m]	6.4	7.7	7.5	7.3	7.4	7.8	7.6	7.2



- [] Ranking at each section and finish
- .-.- No data available at this section
- NA No data available



Horse/Jockey Name	D'esprit
Final Rank	5
Fastest Section Time (Section)	0:11.05 (1400m)
Top Speed [km/h] (Section)	66.3 (1400m)
Race State	Finished



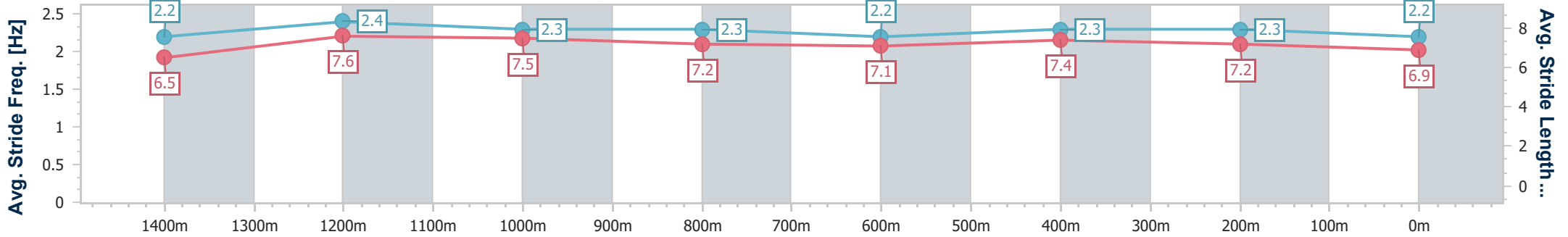
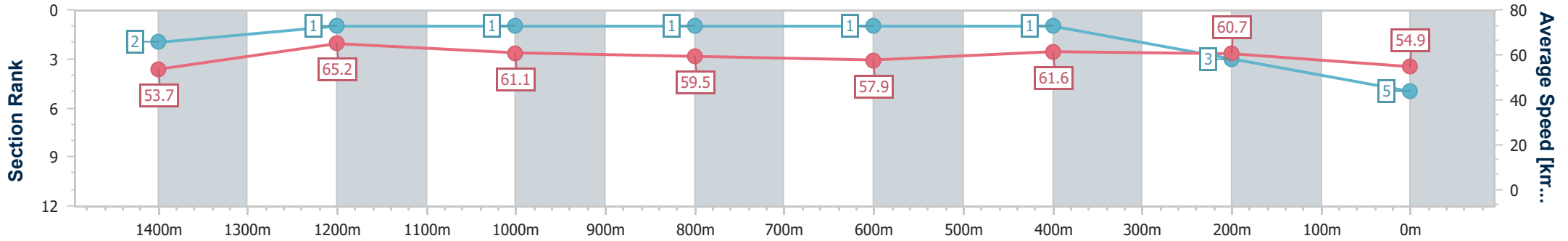
Rockhampton QLD Professional
 Race 7: Melbourne Cup Day at Callaghan Park RATINGS BAND
 0 - 55 Handicap - 1600m



29 October 2024 - 17:51

Track Rating: Soft 5, Weather: Fine, Rail Position: +7.5m Entire

Section	Overall	1400m	1200m	1000m	800m	600m	400m	200m
Section Times	1:37.38 [5] (0:13.44)	1:23.94 [2] (0:11.05)	1:12.89 [1] (0:11.75)	1:01.14 [1] (0:11.99)	0:49.15 [1] (0:12.48)	0:36.67 [1] (0:11.70)	0:24.97 [1] (0:11.86)	0:13.11 [3] (0:13.11)
Average Speed [km/h]	53.7	65.2	61.1	59.5	57.9	61.6	60.7	54.9
Top Speed [km/h]	64.7	66.3	63.9	61.5	59.6	62.5	62.1	58.4
Avg. Dist. to Rail [m]	3.7	0.9	0.4	1.6	1.3	2.5	3.6	3.6
Avg. Stride Freq. [Hz]	2.2	2.4	2.3	2.3	2.2	2.3	2.3	2.2
Avg. Stride Length [m]	6.5	7.6	7.5	7.2	7.1	7.4	7.2	6.9



- [] Ranking at each section and finish
- .-.- No data available at this section
- NA No data available



Horse/Jockey Name	Torque Espagna
Final Rank	6
Fastest Section Time (Section)	0:11.46 (1400m)
Top Speed [km/h] (Section)	63.8 (1400m)
Race State	Finished



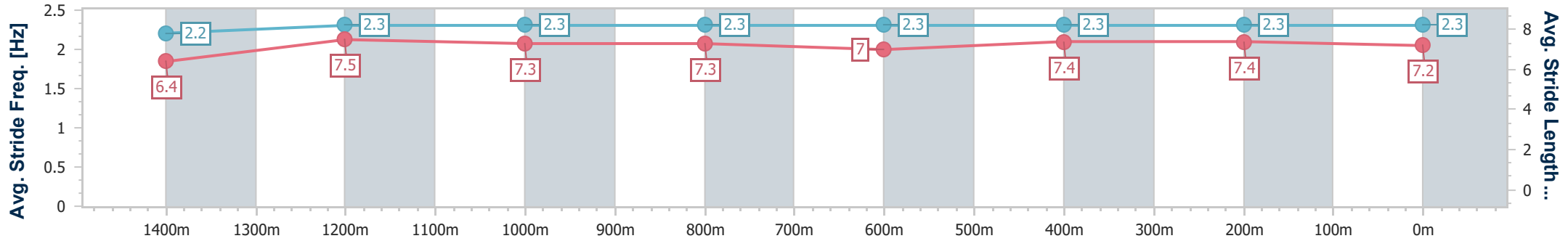
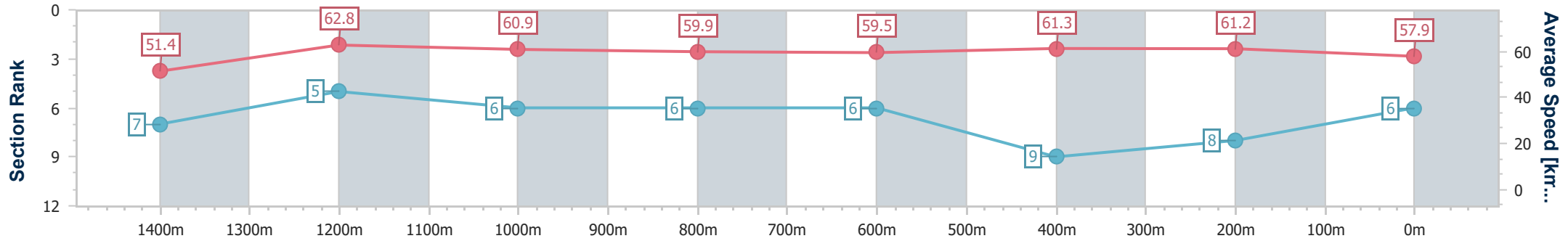
Rockhampton QLD Professional
 Race 7: Melbourne Cup Day at Callaghan Park RATINGS BAND
 0 - 55 Handicap - 1600m



29 October 2024 - 17:51

Track Rating: Soft 5, Weather: Fine, Rail Position: +7.5m Entire

Section	Overall	1400m	1200m	1000m	800m	600m	400m	200m
Section Times	1:37.53 [6] (0:14.05)	1:23.48 [7] (0:11.46)	1:12.02 [5] (0:11.80)	1:00.22 [6] (0:11.99)	0:48.23 [6] (0:12.24)	0:35.99 [6] (0:11.78)	0:24.21 [9] (0:11.78)	0:12.43 [8] (0:12.43)
Average Speed [km/h]	51.4	62.8	60.9	59.9	59.5	61.3	61.2	57.9
Top Speed [km/h]	61.9	63.8	63.1	60.4	61.2	62.3	62.4	60.6
Avg. Dist. to Rail [m]	1.1	1.2	0.9	0.5	1.8	2.8	2.9	4.3
Avg. Stride Freq. [Hz]	2.2	2.3	2.3	2.3	2.3	2.3	2.3	2.3
Avg. Stride Length [m]	6.4	7.5	7.3	7.3	7.0	7.4	7.4	7.2



- [] Ranking at each section and finish
- .-.- No data available at this section
- NA No data available



Horse/Jockey Name	Toy Dandy
Final Rank	7
Fastest Section Time (Section)	0:11.66 (1400m)
Top Speed [km/h] (Section)	63.1 (1400m)
Race State	Finished



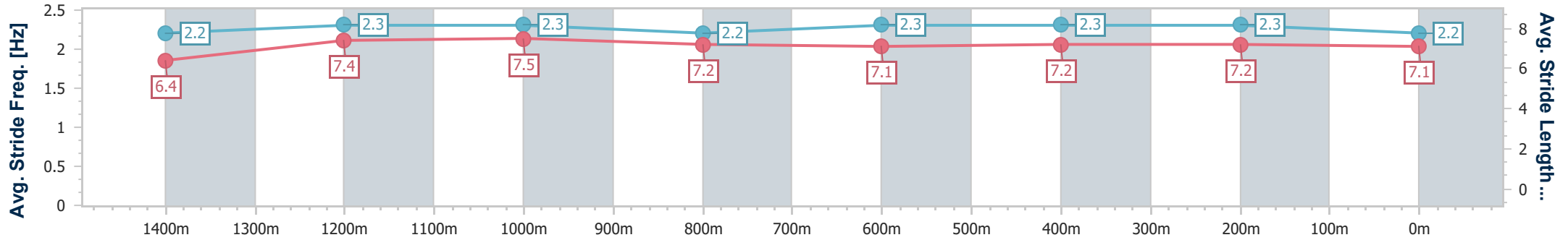
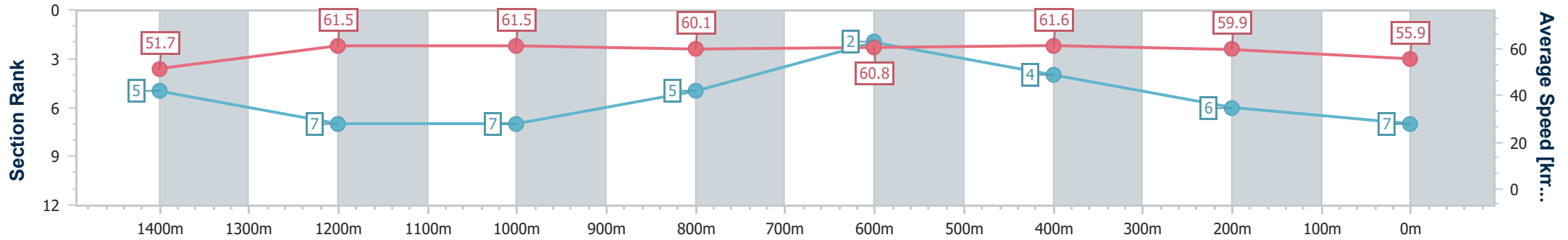
Rockhampton QLD Professional
 Race 7: Melbourne Cup Day at Callaghan Park RATINGS BAND
 0 - 55 Handicap - 1600m



29 October 2024 - 17:51

Track Rating: Soft 5, Weather: Fine, Rail Position: +7.5m Entire

Section	Overall	1400m	1200m	1000m	800m	600m	400m	200m
Section Times	1:37.82 [7] (0:13.97)	1:23.85 [5] (0:11.66)	1:12.19 [7] (0:11.75)	1:00.44 [7] (0:11.90)	0:48.54 [5] (0:11.89)	0:36.65 [2] (0:11.74)	0:24.91 [4] (0:12.00)	0:12.91 [6] (0:12.91)
Average Speed [km/h]	51.7	61.5	61.5	60.1	60.8	61.6	59.9	55.9
Top Speed [km/h]	61.4	63.1	62.5	62.5	62.2	62.6	61.8	58.0
Avg. Dist. to Rail [m]	2.3	0.5	0.9	0.8	1.2	3.5	3.6	3.7
Avg. Stride Freq. [Hz]	2.2	2.3	2.3	2.2	2.3	2.3	2.3	2.2
Avg. Stride Length [m]	6.4	7.4	7.5	7.2	7.1	7.2	7.2	7.1



- [] Ranking at each section and finish
- .-.- No data available at this section
- NA No data available



Horse/Jockey Name	Rose Of Taormina
Final Rank	8
Fastest Section Time (Section)	0:11.46 (600m)
Top Speed [km/h] (Section)	64.1 (800m)
Race State	Finished



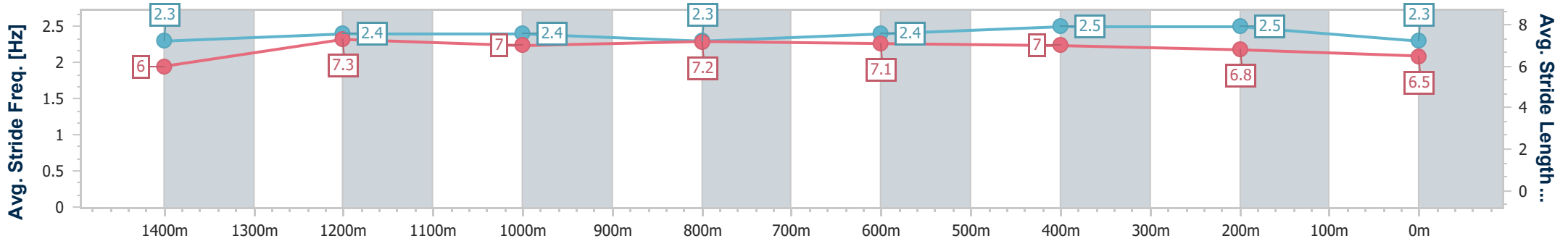
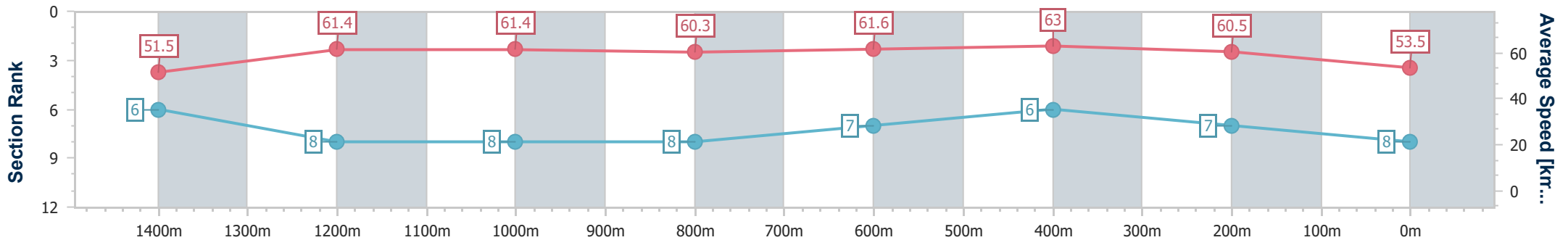
Rockhampton QLD Professional
 Race 7: Melbourne Cup Day at Callaghan Park RATINGS BAND
 0 - 55 Handicap - 1600m



29 October 2024 - 17:51

Track Rating: Soft 5, Weather: Fine, Rail Position: +7.5m Entire

Section	Overall	1400m	1200m	1000m	800m	600m	400m	200m
Section Times	1:38.44 [8] (0:14.00)	1:24.44 [6] (0:11.73)	1:12.71 [8] (0:11.74)	1:00.97 [8] (0:12.07)	0:48.90 [8] (0:12.04)	0:36.86 [7] (0:11.46)	0:25.40 [6] (0:11.90)	0:13.50 [7] (0:13.50)
Average Speed [km/h]	51.5	61.4	61.4	60.3	61.6	63.0	60.5	53.5
Top Speed [km/h]	61.8	62.3	62.2	61.5	64.1	64.0	62.8	57.1
Avg. Dist. to Rail [m]	3.7	1.1	1.2	1.5	3.9	4.2	5.5	5.2
Avg. Stride Freq. [Hz]	2.3	2.4	2.4	2.3	2.4	2.5	2.5	2.3
Avg. Stride Length [m]	6.0	7.3	7.0	7.2	7.1	7.0	6.8	6.5



- [] Ranking at each section and finish
- .-.- No data available at this section
- NA No data available



Horse/Jockey Name	Our Heart Throb
Final Rank	9
Fastest Section Time (Section)	0:11.46 (600m)
Top Speed [km/h] (Section)	64.7 (600m)
Race State	Finished



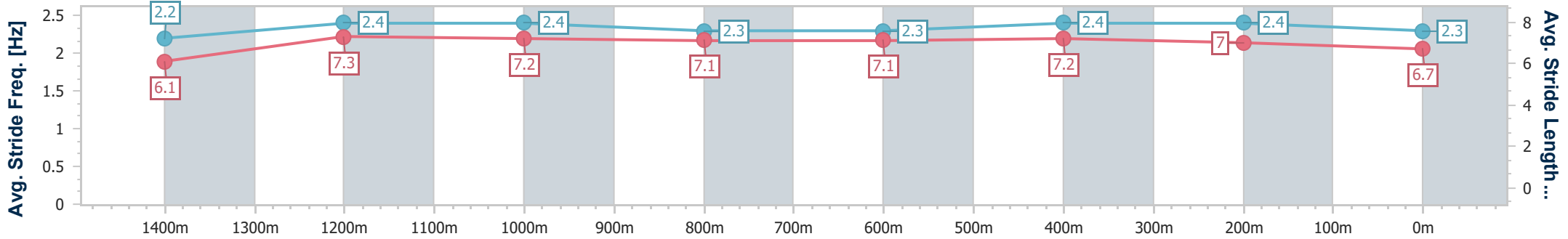
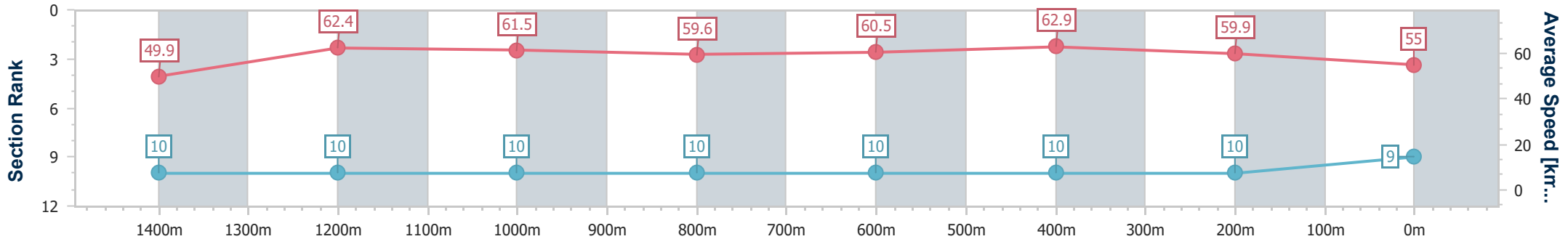
Rockhampton QLD Professional
Race 7: Melbourne Cup Day at Callaghan Park RATINGS BAND
0 - 55 Handicap - 1600m



29 October 2024 - 17:51

Track Rating: Soft 5, Weather: Fine, Rail Position: +7.5m Entire

Section	Overall	1400m	1200m	1000m	800m	600m	400m	200m						
Section Times	1:38.56 [9] (0:14.43)	1:24.13 [10] (0:11.56)	1:12.57 [10] (0:11.69)	1:00.88 [10] (0:12.11)	0:48.77 [10] (0:12.20)	0:36.57 [10] (0:11.46)	0:25.11 [10] (0:12.02)	0:13.09 [10] (0:13.09)						
Average Speed [km/h]	49.9	62.4	61.5	59.6	60.5	62.9	59.9	55.0						
Top Speed [km/h]	60.4	63.9	63.3	60.8	61.7	64.7	64.7	59.2						
Avg. Dist. to Rail [m]	0.7	0.4	0.9	0.4	3.0	4.0	5.6	5.5						
Avg. Stride Freq. [Hz]	2.2	2.4	2.4	2.3	2.3	2.4	2.4	2.3						
Avg. Stride Length [m]	6.1	7.3	7.2	7.1	7.1	7.2	7.0	6.7						



- [] Ranking at each section and finish
- .-.- No data available at this section
- NA No data available



Horse/Jockey Name	Bornees Lad
Final Rank	10
Fastest Section Time (Section)	0:11.52 (1400m)
Top Speed [km/h] (Section)	63.1 (600m)
Race State	Finished



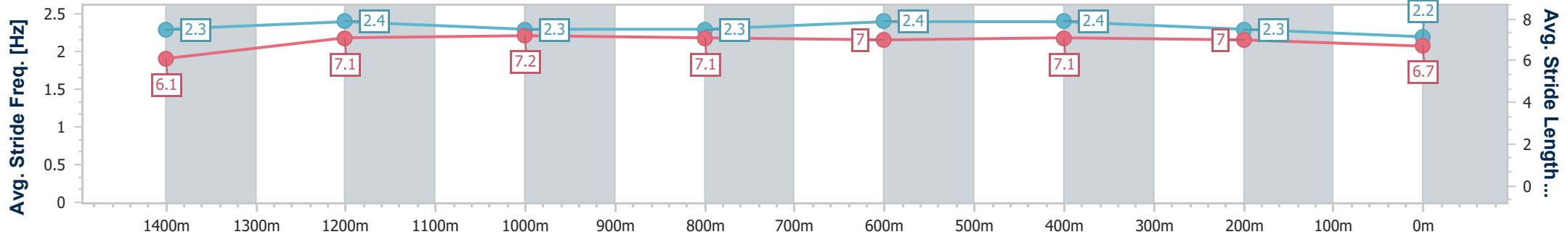
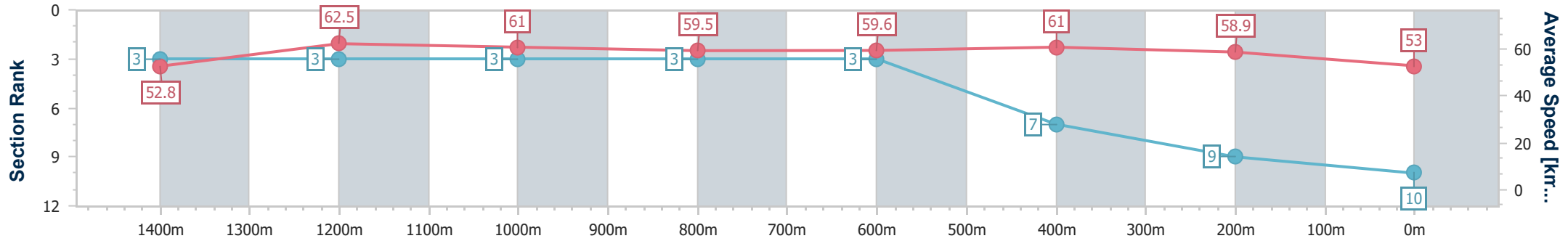
Rockhampton QLD Professional
Race 7: Melbourne Cup Day at Callaghan Park RATINGS BAND
0 - 55 Handicap - 1600m



29 October 2024 - 17:51

Track Rating: Soft 5, Weather: Fine, Rail Position: +7.5m Entire

Section	Overall	1400m	1200m	1000m	800m	600m	400m	200m
Section Times	1:38.84 [10] (0:13.62)	1:25.22 [3] (0:11.52)	1:13.70 [3] (0:11.79)	1:01.91 [3] (0:12.07)	0:49.84 [3] (0:12.21)	0:37.63 [3] (0:11.84)	0:25.79 [7] (0:12.20)	0:13.59 [9] (0:13.59)
Average Speed [km/h]	52.8	62.5	61.0	59.5	59.6	61.0	58.9	53.0
Top Speed [km/h]	61.6	62.7	62.9	61.0	61.0	63.1	61.4	56.8
Avg. Dist. to Rail [m]	1.5	0.5	0.6	0.5	1.4	3.5	3.8	1.8
Avg. Stride Freq. [Hz]	2.3	2.4	2.3	2.3	2.4	2.4	2.3	2.2
Avg. Stride Length [m]	6.1	7.1	7.2	7.1	7.0	7.1	7.0	6.7



- [] Ranking at each section and finish
- .-.- No data available at this section
- NA No data available