



Sunshine Coast QLD Professional

Race 1: Wesbeam Class 1 Plate - 2200m

27 October 2024 - 13:20



Track Rating: Good 4, Weather: Cloudy, Rail Position: True

Section		Overall	2000m	1800m	1600m	1400m	1200m	1000m	Last 600m				
Field Times		2:18.20 (0:13.46)	2:04.74 (0:11.95)	1:52.79 (0:12.56)	1:40.23 (0:12.88)	1:27.35 (0:13.13)	1:14.22 (0:12.98)	1:01.24 (0:12.70)	0:36.02				
Rank	TAB Horse/Jockey	Barrier	Top Speed [km/h]	Fastest Section									Distance Travelled [m]
1	1 CASANOVA MAN Rob Thorburn	1	63.8 400m	0:11.60 400m	2:18.20 [1] (0:14.20)	2:04.00 [4] (0:12.04)	1:51.96 [4] (0:12.43)	1:39.53 [4] (0:12.82)	1:26.71 [4] (0:13.05)	1:13.66 [4] (0:13.00)	1:00.66 [4] (0:12.62)	0:35.69	
2	2 KENSHIN MARU Boris Thornton	3	62.2 600m	0:11.81 600m	2:18.93 [2] (0:13.82)	2:05.11 [2] (0:12.09)	1:53.02 [2] (0:12.47)	1:40.55 [2] (0:12.82)	1:27.73 [2] (0:13.06)	1:14.67 [2] (0:13.01)	1:01.66 [2] (0:12.64)	0:36.60	-2
3	3 SON OF SATONO Nikita Beriman	4	61.7 2000m	0:11.85 600m	2:19.42 [3] (0:13.46)	2:05.96 [1] (0:11.95)	1:54.01 [1] (0:12.56)	1:41.45 [1] (0:12.88)	1:28.57 [1] (0:13.13)	1:15.44 [1] (0:12.98)	1:02.46 [1] (0:12.70)	0:37.24	-8
4	5 GINASUE Georgina Cartwright	2	61.2 600m	0:11.89 600m	2:20.16 [4] (0:14.07)	2:06.09 [3] (0:12.02)	1:54.07 [3] (0:12.43)	1:41.64 [3] (0:12.86)	1:28.78 [3] (0:13.02)	1:15.76 [3] (0:13.04)	1:02.72 [3] (0:12.65)	0:37.70	-8

Scratched: Savannah Gangster (#6), Trautman (#4)

[] Ranking at each section and finish
 -:-:-:- No data available at this section
 NA No data available

SCN Saddle cloth number
 DNF Did not finish
 DNT Did not track



Sunshine Coast QLD Professional

Race 1: Wesbeam Class 1 Plate - 2200m

27 October 2024 - 13:20



Track Rating: Good 4, Weather: Cloudy, Rail Position: True

Section				800m	600m	400m	200m					
Field Times				0:48.54 (0:12.52)	0:36.02 (0:11.85)	0:24.17 (0:11.87)	0:12.30 (0:12.30)	Last 600m 0:36.02				
Rank	TAB	Horse/Jockey	Barrier	Top Speed [km/h]	Fastest Section	Margin				Distance Travelled [m]		
1	1	CASANOVA MAN Rob Thorburn	1	63.8 400m	0:11.60 400m	0:48.04 [4] (0:12.35)	0:35.69 [4] (0:11.79)	0:23.90 [3] (0:11.60)	0:12.30 [1] (0:12.30)	2:18.20	0:35.69	
2	2	KENSHIN MARU Boris Thornton	3	62.2 600m	0:11.81 600m	0:49.02 [2] (0:12.42)	0:36.60 [2] (0:11.81)	0:24.79 [2] (0:11.96)	0:12.83 [2] (0:12.83)	4.3L	0:36.60	-2
3	3	SON OF SATONO Nikita Beriman	4	61.7 2000m	0:11.85 600m	0:49.76 [1] (0:12.52)	0:37.24 [1] (0:11.85)	0:25.39 [1] (0:12.13)	0:13.26 [3] (0:13.26)	7.1L	0:37.24	-8
4	5	GINASUE Georgina Cartwright	2	61.2 600m	0:11.89 600m	0:50.07 [3] (0:12.37)	0:37.70 [3] (0:11.89)	0:25.81 [4] (0:12.28)	0:13.53 [4] (0:13.53)	11.4L	0:37.70	-8

Scratched: Savannah Gangster (#6), Trautman (#4)

[] Ranking at each section and finish
 -:-:-:- No data available at this section
 NA No data available

SCN Saddle cloth number
 DNF Did not finish
 DNT Did not track



Horse/Jockey Name	Casanova Man
Final Rank	1
Fastest Section Time (Section)	0:11.60 (400m)
Top Speed [km/h] (Section)	63.8 (400m)
Race State	Finished



Sunshine Coast QLD Professional

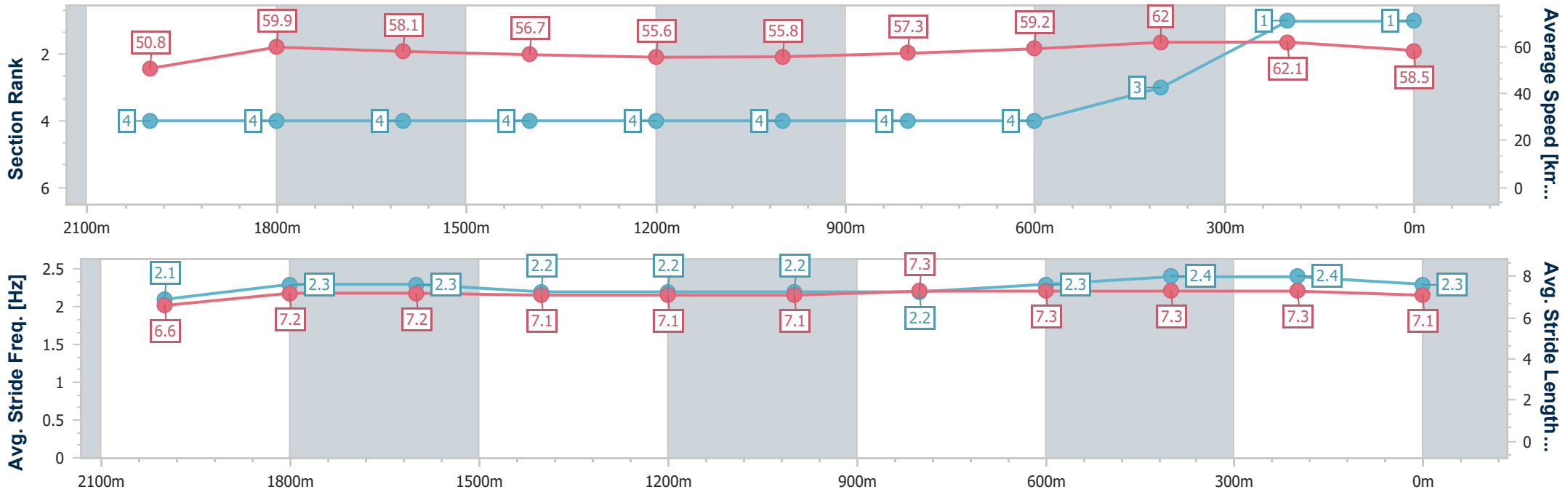
Race 1: Wesbeam Class 1 Plate - 2200m

27 October 2024 - 13:20

Track Rating: Good 4, Weather: Cloudy, Rail Position: True



Section	Overall	2000m	1800m	1600m	1400m	1200m	1000m	800m	600m	400m	200m
Section Times	2:18.20 [1] (0:14.20)	2:04.00 [4] (0:12.04)	1:51.96 [4] (0:12.43)	1:39.53 [4] (0:12.82)	1:26.71 [4] (0:13.05)	1:13.66 [4] (0:13.00)	1:00.66 [4] (0:12.62)	0:48.04 [4] (0:12.35)	0:35.69 [4] (0:11.79)	0:23.90 [3] (0:11.60)	0:12.30 [1] (0:12.30)
Average Speed [km/h]	50.8	59.9	58.1	56.7	55.6	55.8	57.3	59.2	62.0	62.1	58.5
Top Speed [km/h]	61.2	61.3	59.7	57.7	56.3	56.3	59.1	60.9	63.3	63.8	60.4
Avg. Dist. to Rail [m]	5.6	1.3	0.9	3.1	3.6	3.4	3.0	2.6	2.3	5.8	10.0
Avg. Stride Freq. [Hz]	2.1	2.3	2.3	2.2	2.2	2.2	2.2	2.3	2.4	2.4	2.3
Avg. Stride Length [m]	6.6	7.2	7.2	7.1	7.1	7.1	7.3	7.3	7.3	7.3	7.1



- [] Ranking at each section and finish
- .-.- No data available at this section
- NA No data available



Horse/Jockey Name	Kenshin Maru
Final Rank	2
Fastest Section Time (Section)	0:11.81 (600m)
Top Speed [km/h] (Section)	62.2 (600m)
Race State	Finished



Sunshine Coast QLD Professional

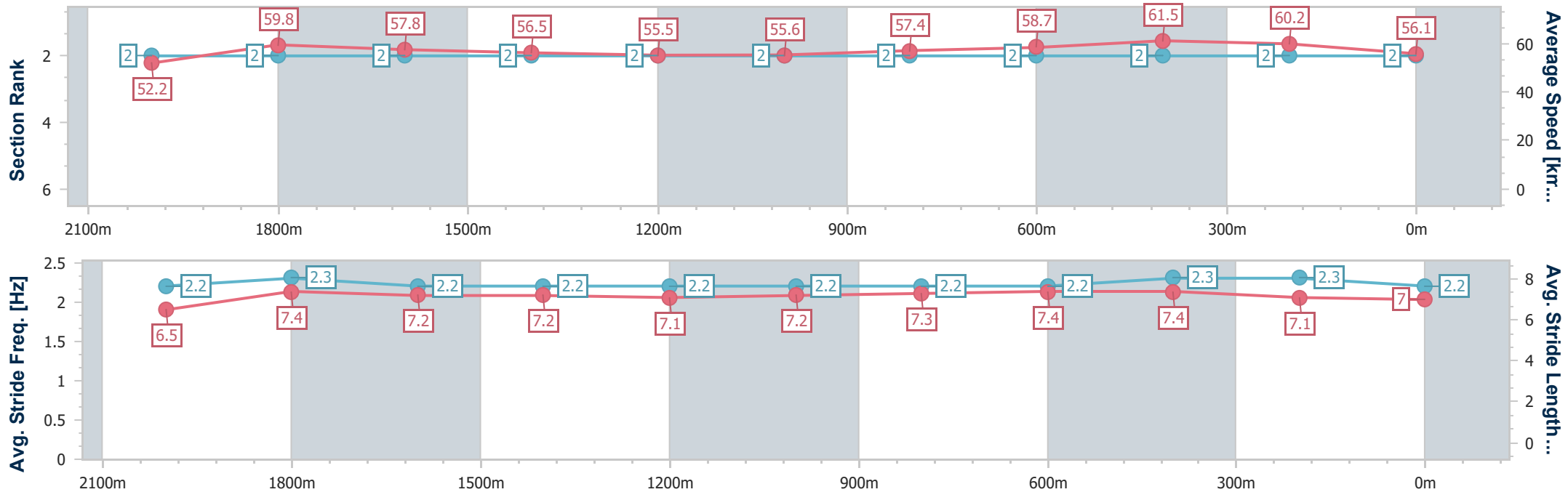
Race 1: Wesbeam Class 1 Plate - 2200m

27 October 2024 - 13:20

Track Rating: Good 4, Weather: Cloudy, Rail Position: True



Section	Overall	2000m	1800m	1600m	1400m	1200m	1000m	800m	600m	400m	200m
Section Times	2:18.93 [2] (0:13.82)	2:05.11 [2] (0:12.09)	1:53.02 [2] (0:12.47)	1:40.55 [2] (0:12.82)	1:27.73 [2] (0:13.06)	1:14.67 [2] (0:13.01)	1:01.66 [2] (0:12.64)	0:49.02 [2] (0:12.42)	0:36.60 [2] (0:11.81)	0:24.79 [2] (0:11.96)	0:12.83 [2] (0:12.83)
Average Speed [km/h]	52.2	59.8	57.8	56.5	55.5	55.6	57.4	58.7	61.5	60.2	56.1
Top Speed [km/h]	59.9	60.6	59.1	57.6	56.7	56.8	58.0	60.5	62.2	62.0	59.2
Avg. Dist. to Rail [m]	7.6	1.2	0.6	2.2	3.2	3.5	3.2	2.3	1.4	3.9	8.1
Avg. Stride Freq. [Hz]	2.2	2.3	2.2	2.2	2.2	2.2	2.2	2.2	2.3	2.3	2.2
Avg. Stride Length [m]	6.5	7.4	7.2	7.2	7.1	7.2	7.3	7.4	7.4	7.1	7.0



- [] Ranking at each section and finish
- .-.- No data available at this section
- NA No data available



Horse/Jockey Name	Son Of Satono
Final Rank	3
Fastest Section Time (Section)	0:11.85 (600m)
Top Speed [km/h] (Section)	61.7 (2000m)
Race State	Finished



Sunshine Coast QLD Professional

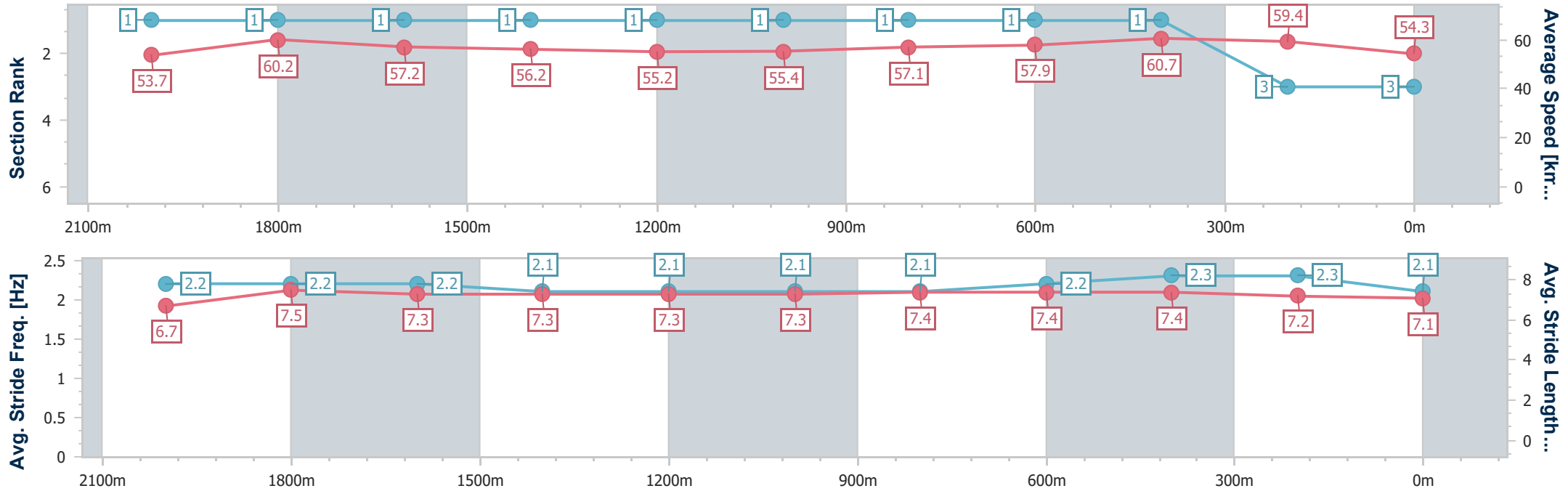
Race 1: Wesbeam Class 1 Plate - 2200m

27 October 2024 - 13:20

Track Rating: Good 4, Weather: Cloudy, Rail Position: True



Section	Overall	2000m	1800m	1600m	1400m	1200m	1000m	800m	600m	400m	200m
Section Times	2:19.42 [3] (0:13.46)	2:05.96 [1] (0:11.95)	1:54.01 [1] (0:12.56)	1:41.45 [1] (0:12.88)	1:28.57 [1] (0:13.13)	1:15.44 [1] (0:12.98)	1:02.46 [1] (0:12.70)	0:49.76 [1] (0:12.52)	0:37.24 [1] (0:11.85)	0:25.39 [1] (0:12.13)	0:13.26 [3] (0:13.26)
Average Speed [km/h]	53.7	60.2	57.2	56.2	55.2	55.4	57.1	57.9	60.7	59.4	54.3
Top Speed [km/h]	61.5	61.7	58.6	57.1	56.6	56.5	57.7	59.8	61.1	60.6	56.7
Avg. Dist. to Rail [m]	9.1	0.7	0.2	1.4	2.2	2.4	2.2	1.2	0.4	2.5	5.5
Avg. Stride Freq. [Hz]	2.2	2.2	2.2	2.1	2.1	2.1	2.1	2.2	2.3	2.3	2.1
Avg. Stride Length [m]	6.7	7.5	7.3	7.3	7.3	7.3	7.4	7.4	7.4	7.2	7.1



- [] Ranking at each section and finish
- .-.- No data available at this section
- NA No data available



Horse/Jockey Name	Ginasue
Final Rank	4
Fastest Section Time (Section)	0:11.89 (600m)
Top Speed [km/h] (Section)	61.2 (600m)
Race State	Finished



Sunshine Coast QLD Professional

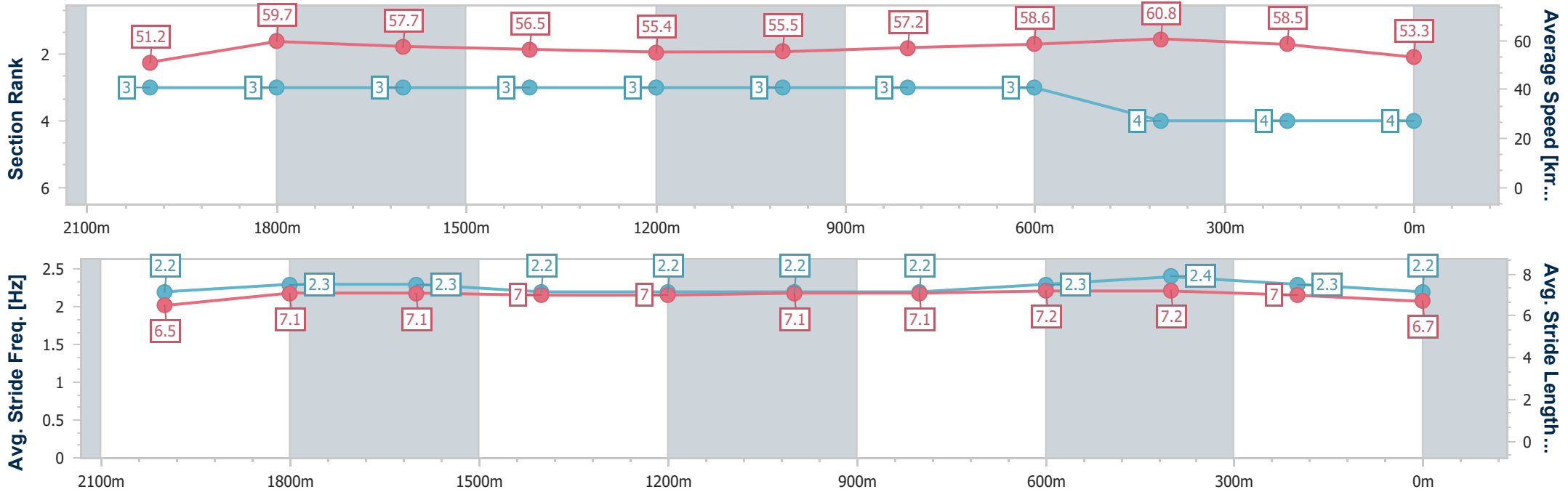
Race 1: Wesbeam Class 1 Plate - 2200m

27 October 2024 - 13:20



Track Rating: Good 4, Weather: Cloudy, Rail Position: True

Section	Overall	2000m	1800m	1600m	1400m	1200m	1000m	800m	600m	400m	200m
Section Times	2:20.16 [4] (0:14.07)	2:06.09 [3] (0:12.02)	1:54.07 [3] (0:12.43)	1:41.64 [3] (0:12.86)	1:28.78 [3] (0:13.02)	1:15.76 [3] (0:13.04)	1:02.72 [3] (0:12.65)	0:50.07 [3] (0:12.37)	0:37.70 [3] (0:11.89)	0:25.81 [4] (0:12.28)	0:13.53 [4] (0:13.53)
Average Speed [km/h]	51.2	59.7	57.7	56.5	55.4	55.5	57.2	58.6	60.8	58.5	53.3
Top Speed [km/h]	60.1	60.5	59.0	57.1	56.2	56.3	58.4	60.1	61.2	60.0	56.1
Avg. Dist. to Rail [m]	5.5	0.6	0.6	2.0	2.4	2.5	2.2	1.4	0.6	2.1	4.4
Avg. Stride Freq. [Hz]	2.2	2.3	2.3	2.2	2.2	2.2	2.2	2.3	2.4	2.3	2.2
Avg. Stride Length [m]	6.5	7.1	7.1	7.0	7.0	7.1	7.1	7.2	7.2	7.0	6.7



- [] Ranking at each section and finish
- .-.- No data available at this section
- NA No data available



Sunshine Coast QLD Professional

Race 2: AKD Maiden Plate - 1000m

27 October 2024 - 13:55



Track Rating: Good 4, Weather: Fine, Rail Position: True

Section		Overall	800m	600m	400m	200m	Last 600m					
Field Times		0:57.62 (0:13.23)	0:44.39 (0:10.66)	0:33.73 (0:10.86)	0:22.87 (0:10.95)	0:11.92 (0:11.92)	0:33.73					
Rank	TAB Horse/Jockey	Barrier	Top Speed [km/h]	Fastest Section	Margin					Distance Travelled [m]		
1	5 DEPUTIZE Jag Guthmann-Chester	2	68.7 Overall	0:10.66 800m	0:57.62 [1] (0:13.23)	0:44.39 [1] (0:10.66)	0:33.73 [1] (0:10.86)	0:22.87 [1] (0:10.95)	0:11.92 [1] (0:11.92)	0:57.62	0:33.73	
2	4 MODISTE Cody Collis	3	69.7 800m	0:10.63 800m	0:58.41 [2] (0:13.27)	0:45.14 [3] (0:10.63)	0:34.51 [2] (0:11.05)	0:23.46 [3] (0:11.14)	0:12.32 [2] (0:12.32)	4.5L	0:34.51	+6
3	6 FRENCH EMPIRE Ron Stewart	1	69.0 800m	0:10.71 800m	0:58.92 [3] (0:13.39)	0:45.53 [5] (0:10.71)	0:34.82 [4] (0:10.80)	0:24.02 [2] (0:11.48)	0:12.54 [3] (0:12.54)	7.3L	0:34.82	+1
4	2 KING OF THE VIBE Shania Willis	6	68.8 Overall	0:10.76 800m	0:59.41 [4] (0:13.24)	0:46.17 [2] (0:10.76)	0:35.41 [3] (0:11.18)	0:24.23 [4] (0:11.51)	0:12.72 [4] (0:12.72)	10.1L	0:35.41	+9
5	14 VICTOIRE D'AMOUR Nikita Beriman	5	68.3 800m	0:10.68 800m	0:59.74 [5] (0:13.59)	0:46.15 [7] (0:10.68)	0:35.47 [7] (0:11.09)	0:24.38 [5] (0:11.66)	0:12.72 [5] (0:12.72)	11.9L	0:35.47	+4
6	3 HALF MOON ROO Nathan Thomas	7	68.6 Overall	0:10.78 800m	0:59.84 [6] (0:13.45)	0:46.39 [6] (0:10.78)	0:35.61 [6] (0:11.52)	0:24.09 [7] (0:11.74)	0:12.35 [7] (0:12.35)	12.4L	0:35.61	+7
7	1 COSTA CATORI Hannah Phillips	4	68.5 800m	0:10.79 800m	1:00.21 [7] (0:13.37)	0:46.84 [4] (0:10.79)	0:36.05 [5] (0:11.27)	0:24.78 [6] (0:11.89)	0:12.89 [6] (0:12.89)	14.4L	0:36.05	+5

Scratched: Skorpis Isle (#10), Irama (#7), Larado (#8), Noble Decree (#9), Tudaya (#11), Watertight (#12), Apteris (#13)

[] Ranking at each section and finish
 -:-:- No data available at this section
 NA No data available

SCN Saddle cloth number
 DNF Did not finish
 DNT Did not track



Horse/Jockey Name	Deputize
Final Rank	1
Fastest Section Time (Section)	0:10.66 (800m)
Top Speed [km/h] (Section)	68.7 (Overall)
Race State	Finished



Sunshine Coast QLD Professional

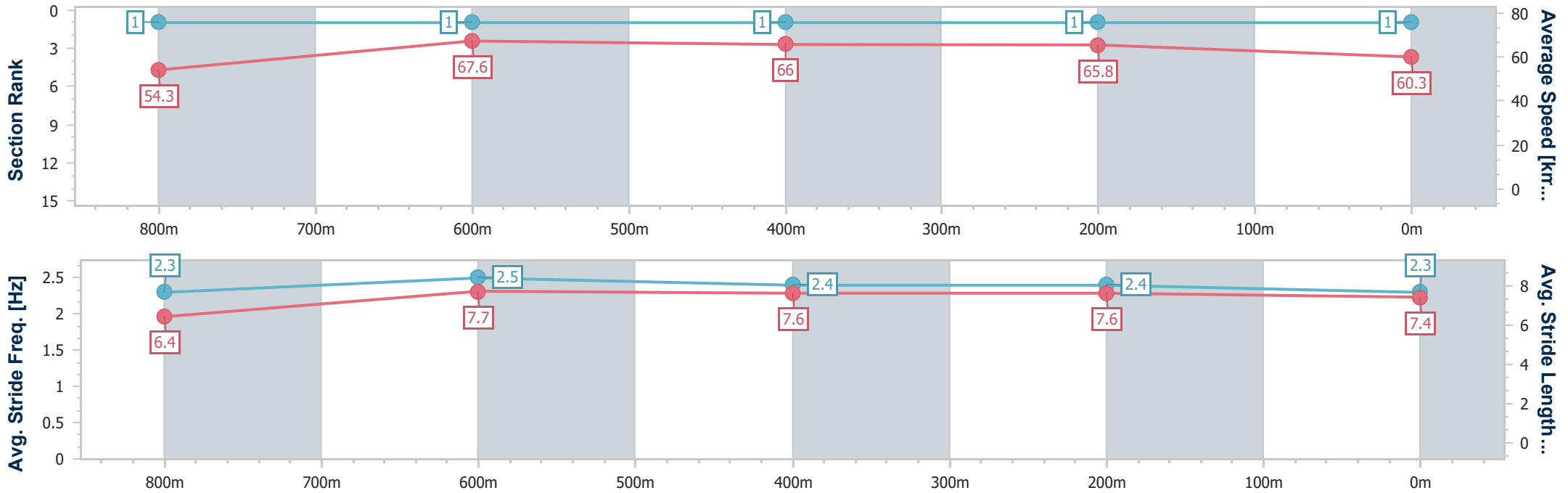
Race 2: AKD Maiden Plate - 1000m

27 October 2024 - 13:55



Track Rating: Good 4, Weather: Fine, Rail Position: True

Section	Overall	800m	600m	400m	200m
Section Times	0:57.62 [1] (0:13.23)	0:44.39 [1] (0:10.66)	0:33.73 [1] (0:10.86)	0:22.87 [1] (0:10.95)	0:11.92 [1] (0:11.92)
Average Speed [km/h]	54.3	67.6	66.0	65.8	60.3
Top Speed [km/h]	68.7	68.7	67.9	67.3	64.7
Avg. Dist. to Rail [m]	4.1	1.5	1.2	2.3	2.3
Avg. Stride Freq. [Hz]	2.3	2.5	2.4	2.4	2.3
Avg. Stride Length [m]	6.4	7.7	7.6	7.6	7.4



- [] Ranking at each section and finish
- .-.- No data available at this section
- NA No data available



Horse/Jockey Name	Modiste
Final Rank	2
Fastest Section Time (Section)	0:10.63 (800m)
Top Speed [km/h] (Section)	69.7 (800m)
Race State	Finished



Sunshine Coast QLD Professional

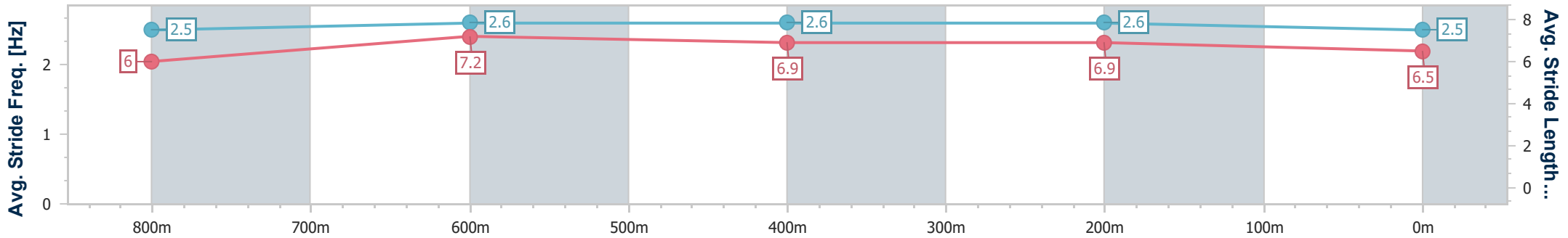
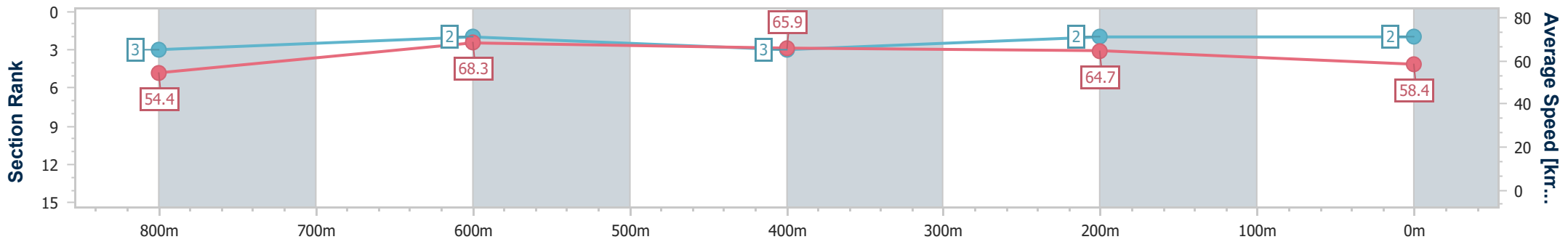
Race 2: AKD Maiden Plate - 1000m

27 October 2024 - 13:55

Track Rating: Good 4, Weather: Fine, Rail Position: True



Section	Overall	800m	600m	400m	200m
Section Times	0:58.41 [2] (0:13.27)	0:45.14 [3] (0:10.63)	0:34.51 [2] (0:11.05)	0:23.46 [3] (0:11.14)	0:12.32 [2] (0:12.32)
Average Speed [km/h]	54.4	68.3	65.9	64.7	58.4
Top Speed [km/h]	67.8	69.7	67.2	66.9	60.6
Avg. Dist. to Rail [m]	5.3	3.1	2.0	3.9	5.4
Avg. Stride Freq. [Hz]	2.5	2.6	2.6	2.6	2.5
Avg. Stride Length [m]	6.0	7.2	6.9	6.9	6.5



- [] Ranking at each section and finish
- .-.- No data available at this section
- NA No data available



Horse/Jockey Name	French Empire
Final Rank	3
Fastest Section Time (Section)	0:10.71 (800m)
Top Speed [km/h] (Section)	69.0 (800m)
Race State	Finished



Sunshine Coast QLD Professional

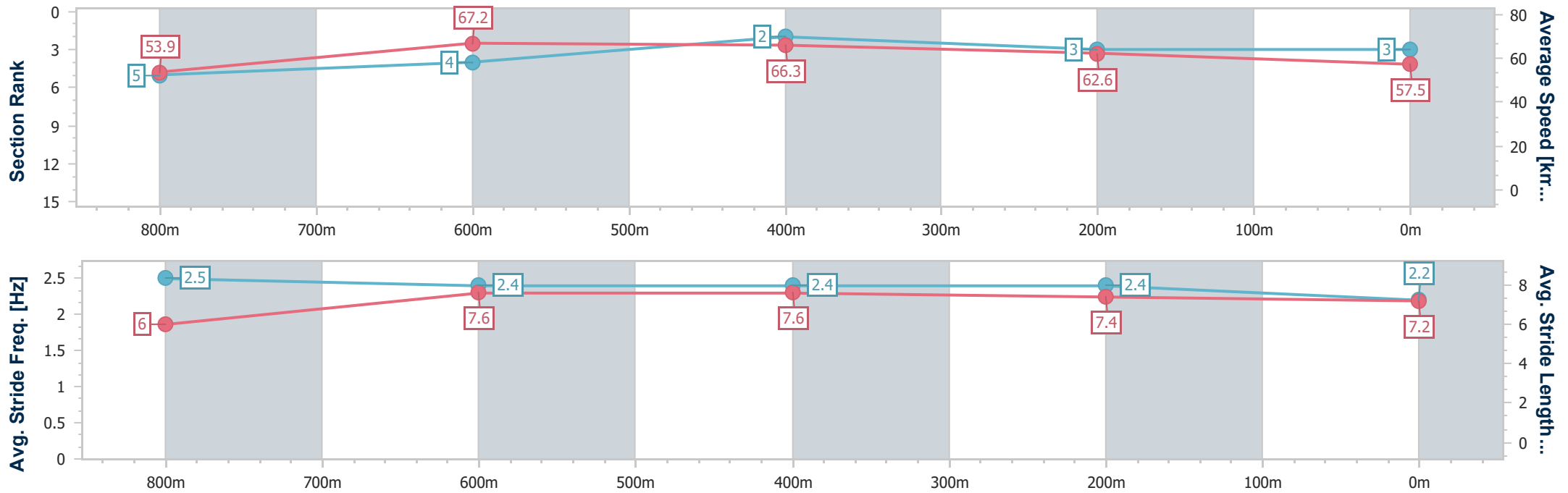
Race 2: AKD Maiden Plate - 1000m

27 October 2024 - 13:55

Track Rating: Good 4, Weather: Fine, Rail Position: True



Section	Overall	800m	600m	400m	200m
Section Times	0:58.92 [3] (0:13.39)	0:45.53 [5] (0:10.71)	0:34.82 [4] (0:10.80)	0:24.02 [2] (0:11.48)	0:12.54 [3] (0:12.54)
Average Speed [km/h]	53.9	67.2	66.3	62.6	57.5
Top Speed [km/h]	68.0	69.0	67.9	65.8	60.2
Avg. Dist. to Rail [m]	3.4	1.3	1.2	2.2	4.1
Avg. Stride Freq. [Hz]	2.5	2.4	2.4	2.4	2.2
Avg. Stride Length [m]	6.0	7.6	7.6	7.4	7.2



- [] Ranking at each section and finish
- .-.- No data available at this section
- NA No data available



Horse/Jockey Name	King Of The Vibe
Final Rank	4
Fastest Section Time (Section)	0:10.76 (800m)
Top Speed [km/h] (Section)	68.8 (Overall)
Race State	Finished



Sunshine Coast QLD Professional

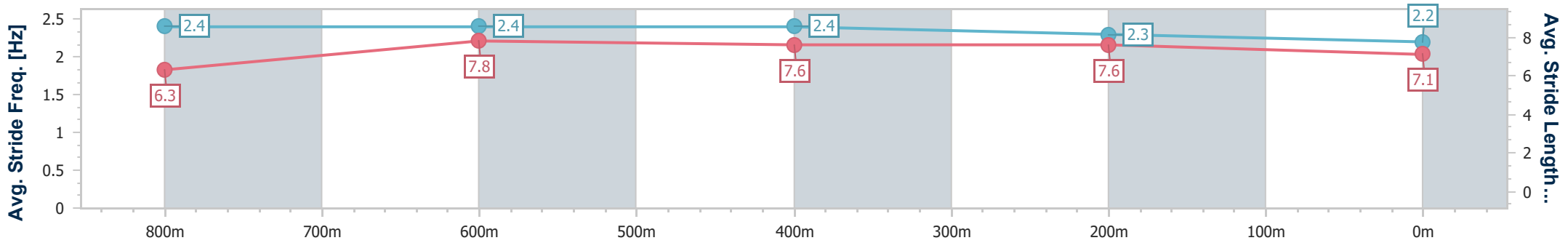
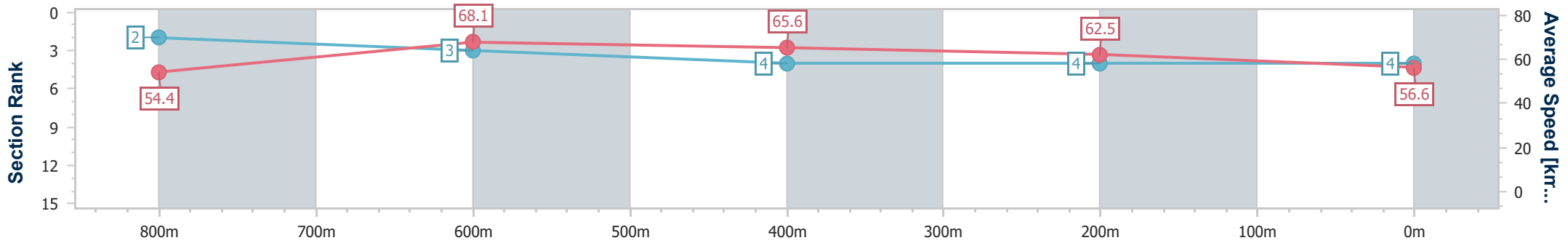
Race 2: AKD Maiden Plate - 1000m

27 October 2024 - 13:55



Track Rating: Good 4, Weather: Fine, Rail Position: True

Section	Overall	800m	600m	400m	200m
Section Times	0:59.41 [4] (0:13.24)	0:46.17 [2] (0:10.76)	0:35.41 [3] (0:11.18)	0:24.23 [4] (0:11.51)	0:12.72 [4] (0:12.72)
Average Speed [km/h]	54.4	68.1	65.6	62.5	56.6
Top Speed [km/h]	68.8	68.5	67.0	64.2	60.0
Avg. Dist. to Rail [m]	7.9	4.6	3.3	5.3	6.6
Avg. Stride Freq. [Hz]	2.4	2.4	2.4	2.3	2.2
Avg. Stride Length [m]	6.3	7.8	7.6	7.6	7.1



- [] Ranking at each section and finish
- .-.- No data available at this section
- NA No data available



Horse/Jockey Name	Victoire D'amour
Final Rank	5
Fastest Section Time (Section)	0:10.68 (800m)
Top Speed [km/h] (Section)	68.3 (800m)
Race State	Finished



Sunshine Coast QLD Professional

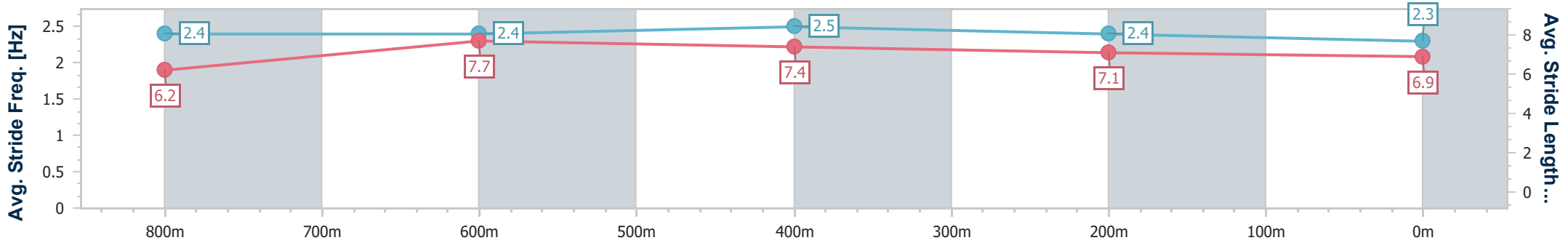
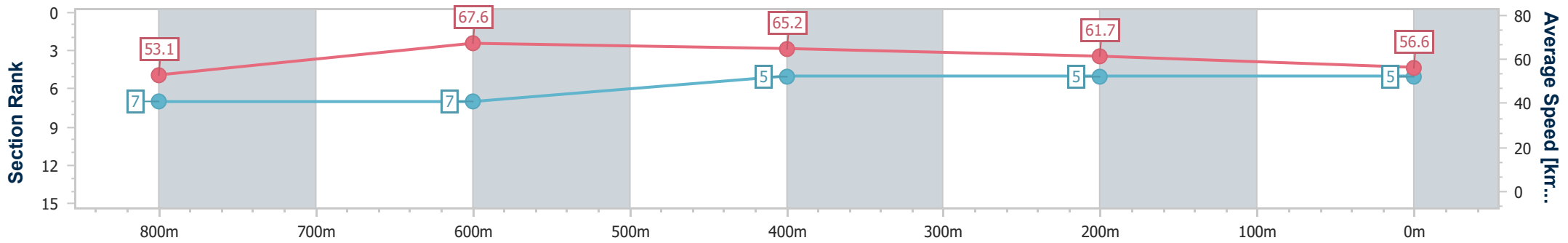
Race 2: AKD Maiden Plate - 1000m

27 October 2024 - 13:55

Track Rating: Good 4, Weather: Fine, Rail Position: True



Section	Overall	800m	600m	400m	200m
Section Times	0:59.74 [5] (0:13.59)	0:46.15 [7] (0:10.68)	0:35.47 [7] (0:11.09)	0:24.38 [5] (0:11.66)	0:12.72 [5] (0:12.72)
Average Speed [km/h]	53.1	67.6	65.2	61.7	56.6
Top Speed [km/h]	67.8	68.3	66.9	64.5	59.7
Avg. Dist. to Rail [m]	6.8	2.0	0.7	3.7	4.5
Avg. Stride Freq. [Hz]	2.4	2.4	2.5	2.4	2.3
Avg. Stride Length [m]	6.2	7.7	7.4	7.1	6.9



- [] Ranking at each section and finish
- .-.- No data available at this section
- NA No data available



Horse/Jockey Name	Half Moon Roo
Final Rank	6
Fastest Section Time (Section)	0:10.78 (800m)
Top Speed [km/h] (Section)	68.6 (Overall)
Race State	Finished



Sunshine Coast QLD Professional

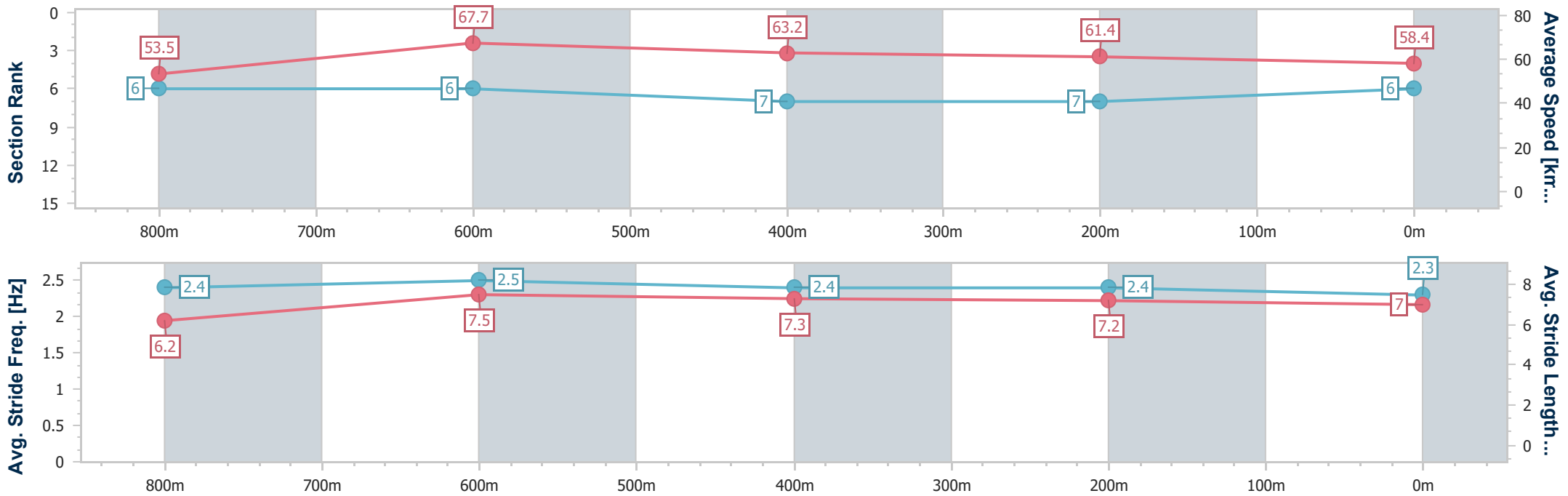
Race 2: AKD Maiden Plate - 1000m

27 October 2024 - 13:55

Track Rating: Good 4, Weather: Fine, Rail Position: True



Section	Overall	800m	600m	400m	200m
Section Times	0:59.84 [6] (0:13.45)	0:46.39 [6] (0:10.78)	0:35.61 [6] (0:11.52)	0:24.09 [7] (0:11.74)	0:12.35 [7] (0:12.35)
Average Speed [km/h]	53.5	67.7	63.2	61.4	58.4
Top Speed [km/h]	68.6	68.5	66.6	62.6	61.3
Avg. Dist. to Rail [m]	9.5	4.0	2.3	3.8	5.2
Avg. Stride Freq. [Hz]	2.4	2.5	2.4	2.4	2.3
Avg. Stride Length [m]	6.2	7.5	7.3	7.2	7.0



- [] Ranking at each section and finish
- .-.- No data available at this section
- NA No data available



Horse/Jockey Name	Costa Catori
Final Rank	7
Fastest Section Time (Section)	0:10.79 (800m)
Top Speed [km/h] (Section)	68.5 (800m)
Race State	Finished



Sunshine Coast QLD Professional

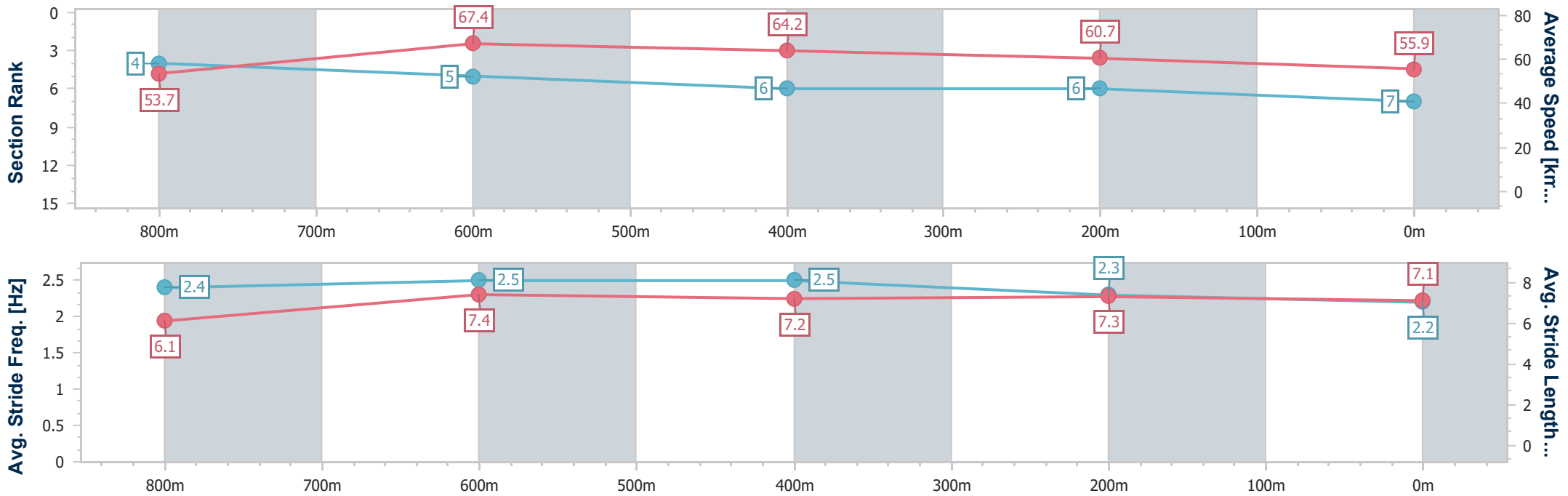
Race 2: AKD Maiden Plate - 1000m

27 October 2024 - 13:55

Track Rating: Good 4, Weather: Fine, Rail Position: True



Section	Overall	800m	600m	400m	200m
Section Times	1:00.21 [7] (0:13.37)	0:46.84 [4] (0:10.79)	0:36.05 [5] (0:11.27)	0:24.78 [6] (0:11.89)	0:12.89 [6] (0:12.89)
Average Speed [km/h]	53.7	67.4	64.2	60.7	55.9
Top Speed [km/h]	68.2	68.5	65.6	62.8	58.4
Avg. Dist. to Rail [m]	6.5	2.9	1.1	5.1	6.2
Avg. Stride Freq. [Hz]	2.4	2.5	2.5	2.3	2.2
Avg. Stride Length [m]	6.1	7.4	7.2	7.3	7.1



- [] Ranking at each section and finish
- .-.- No data available at this section
- NA No data available



Sunshine Coast QLD Professional
Race 3: NASAHI AUSTRALIA BM78 Handicap - 1000m
27 October 2024 - 14:30



Track Rating: Good 4, Weather: Fine, Rail Position: True

Section		Overall									Last 600m		
Field Times		0:57.72 (0:13.26)									0:34.00		
		800m			600m			400m			200m		
		0:44.46 (0:10.46)			0:34.00 (0:10.93)			0:23.07 (0:11.17)			0:11.90 (0:11.90)		
Rank	TAB	Horse/Jockey	Barrier	Top Speed [km/h]	Fastest Section	Margin	Distance Travelled [m]						
1	5	LOST HIS BEANS Ryan Maloney	7	68.8 800m	0:10.56 800m	0:57.72 [1] (0:13.84)	0:43.88 [7] (0:10.56)	0:33.32 [7] (0:10.69)	0:22.63 [6] (0:10.93)	0:11.70 [3] (0:11.70)	0:57.72	0:33.32	
2	3	GODFATHER Andrew Mallyon	6	70.1 800m	0:10.67 800m	0:57.74 [2] (0:13.67)	0:44.07 [6] (0:10.67)	0:33.40 [6] (0:10.86)	0:22.54 [7] (0:10.84)	0:11.70 [4] (0:11.70)	0.1L	0:33.40	+2
3	4	HEARTONI Shania Willis	5	70.2 800m	0:10.45 800m	0:57.77 [3] (0:13.27)	0:44.50 [2] (0:10.45)	0:34.05 [1] (0:10.94)	0:23.11 [2] (0:11.16)	0:11.95 [1] (0:11.95)	0.3L	0:34.05	+0
4	1	HELLUVA BARTY Jasper Franklin	1	68.4 800m	0:10.65 800m	0:57.79 [4] (0:13.48)	0:44.31 [5] (0:10.65)	0:33.66 [5] (0:10.89)	0:22.77 [4] (0:11.03)	0:11.74 [5] (0:11.74)	0.4L	0:33.66	+1
5	6	PHANTOM SPIRIT Nikita Beriman	4	70.5 800m	0:10.50 800m	0:58.65 [5] (0:13.47)	0:45.18 [4] (0:10.50)	0:34.68 [3] (0:10.93)	0:23.75 [3] (0:11.22)	0:12.53 [6] (0:12.53)	5.4L	0:34.68	+4
6	2	BLUE KENTUCKY MOON Robbie Dolan	2	69.7 800m	0:10.53 800m	0:58.71 [6] (0:13.26)	0:45.45 [1] (0:10.53)	0:34.92 [2] (0:10.86)	0:24.06 [1] (0:11.32)	0:12.74 [2] (0:12.74)	5.6L	0:34.92	+0
7	7	STAR OF KINGS Georgina Cartwright	3	68.2 800m	0:10.67 800m	0:59.58 [7] (0:13.42)	0:46.16 [3] (0:10.67)	0:35.49 [4] (0:10.95)	0:24.54 [5] (0:11.51)	0:13.03 [7] (0:13.03)	10.6L	0:35.49	+0

[] Ranking at each section and finish
 -:-:- No data available at this section
 NA No data available

SCN Saddle cloth number
 DNF Did not finish
 DNT Did not track



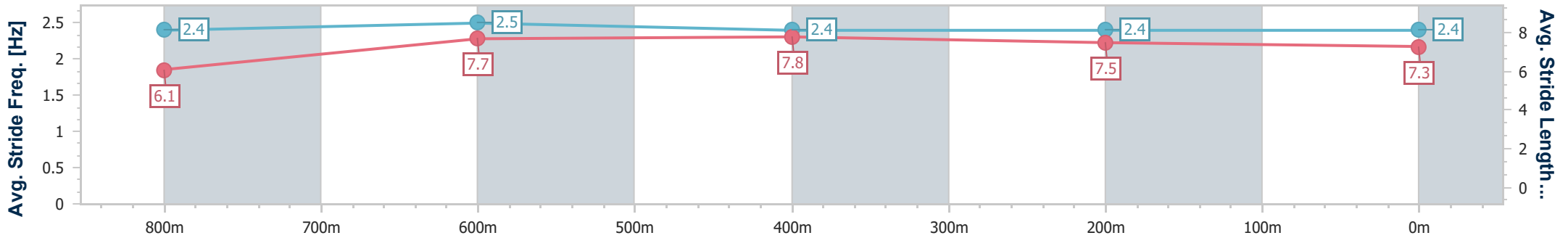
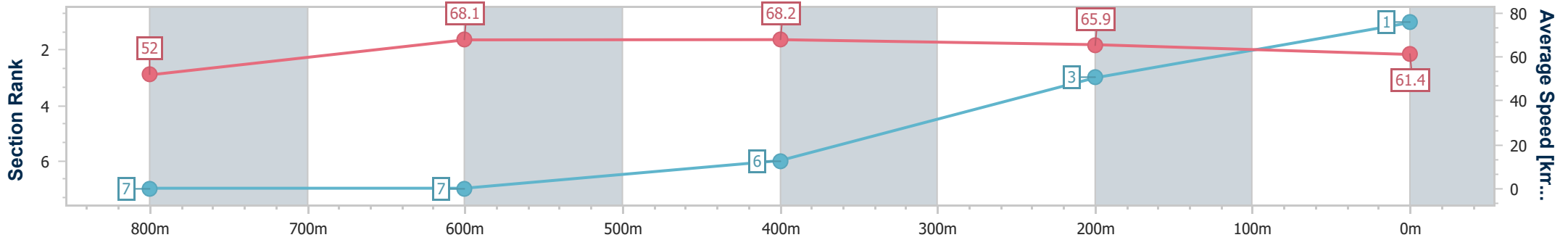
Horse/Jockey Name	Lost His Beans
Final Rank	1
Fastest Section Time (Section)	0:10.56 (800m)
Top Speed [km/h] (Section)	68.8 (800m)
Race State	Finished



Sunshine Coast QLD Professional
 Race 3: NASAHI AUSTRALIA BM78 Handicap - 1000m
 27 October 2024 - 14:30
 Track Rating: Good 4, Weather: Fine, Rail Position: True



Section	Overall	800m	600m	400m	200m
Section Times	0:57.72 [1] (0:13.84)	0:43.88 [7] (0:10.56)	0:33.32 [7] (0:10.69)	0:22.63 [6] (0:10.93)	0:11.70 [3] (0:11.70)
Average Speed [km/h]	52.0	68.1	68.2	65.9	61.4
Top Speed [km/h]	66.9	68.8	68.7	67.4	64.1
Avg. Dist. to Rail [m]	6.0	0.8	1.9	4.3	4.2
Avg. Stride Freq. [Hz]	2.4	2.5	2.4	2.4	2.4
Avg. Stride Length [m]	6.1	7.7	7.8	7.5	7.3



- [] Ranking at each section and finish
- .-.- No data available at this section
- NA No data available



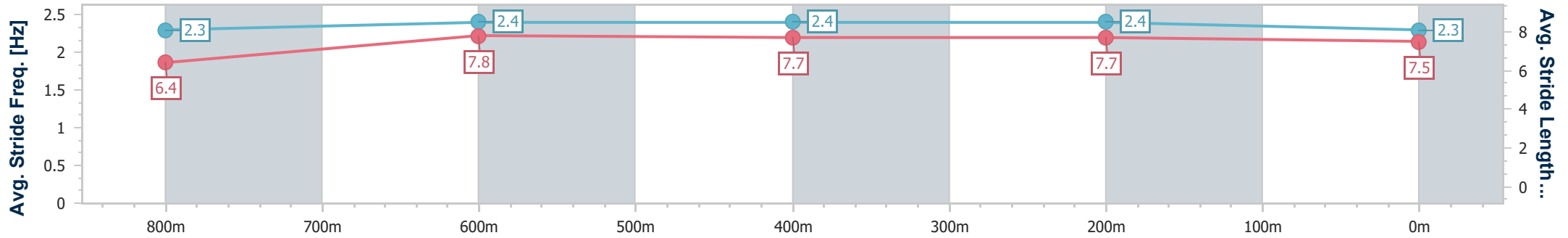
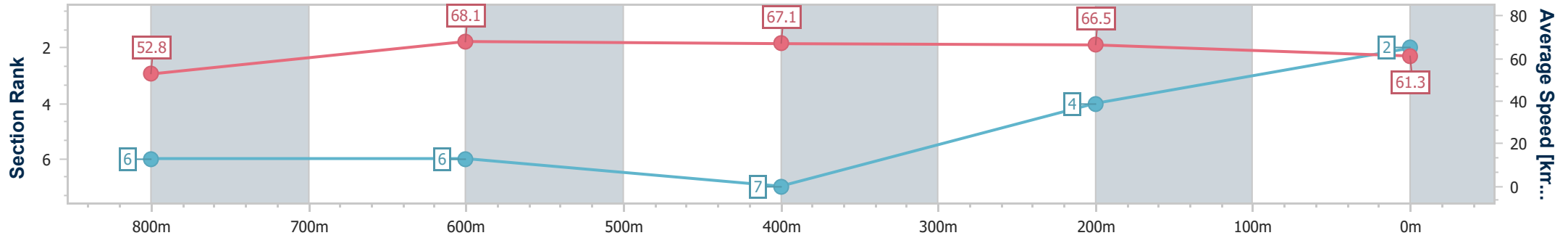
Horse/Jockey Name	Godfather
Final Rank	2
Fastest Section Time (Section)	0:10.67 (800m)
Top Speed [km/h] (Section)	70.1 (800m)
Race State	Finished



Sunshine Coast QLD Professional
 Race 3: NASAHI AUSTRALIA BM78 Handicap - 1000m
 27 October 2024 - 14:30
 Track Rating: Good 4, Weather: Fine, Rail Position: True



Section	Overall	800m	600m	400m	200m
Section Times	0:57.74 [2] (0:13.67)	0:44.07 [6] (0:10.67)	0:33.40 [6] (0:10.86)	0:22.54 [7] (0:10.84)	0:11.70 [4] (0:11.70)
Average Speed [km/h]	52.8	68.1	67.1	66.5	61.3
Top Speed [km/h]	67.9	70.1	69.1	67.5	65.1
Avg. Dist. to Rail [m]	7.3	2.7	1.9	5.4	6.2
Avg. Stride Freq. [Hz]	2.3	2.4	2.4	2.4	2.3
Avg. Stride Length [m]	6.4	7.8	7.7	7.7	7.5



- [] Ranking at each section and finish
- .-.- No data available at this section
- NA No data available



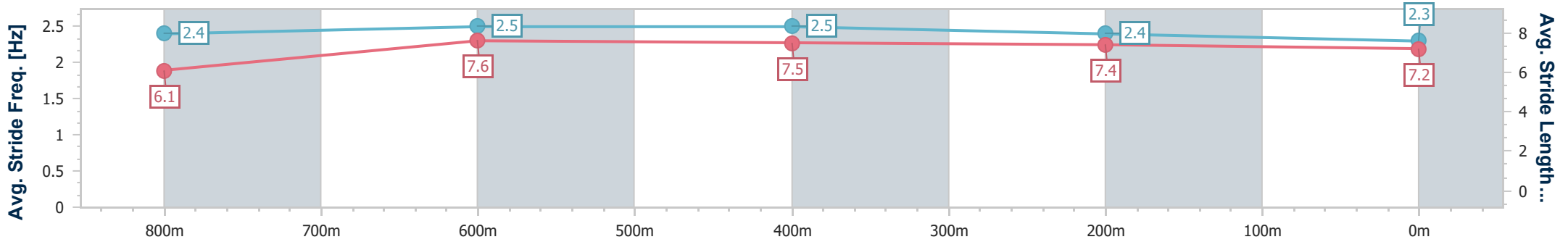
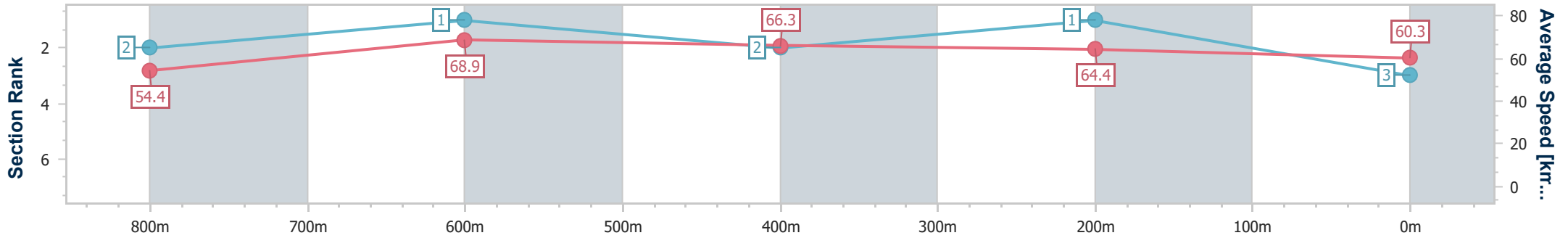
Horse/Jockey Name	Heartoni
Final Rank	3
Fastest Section Time (Section)	0:10.45 (800m)
Top Speed [km/h] (Section)	70.2 (800m)
Race State	Finished



Sunshine Coast QLD Professional
 Race 3: NASAHI AUSTRALIA BM78 Handicap - 1000m
 27 October 2024 - 14:30
 Track Rating: Good 4, Weather: Fine, Rail Position: True



Section	Overall	800m	600m	400m	200m
Section Times	0:57.77 [3] (0:13.27)	0:44.50 [2] (0:10.45)	0:34.05 [1] (0:10.94)	0:23.11 [2] (0:11.16)	0:11.95 [1] (0:11.95)
Average Speed [km/h]	54.4	68.9	66.3	64.4	60.3
Top Speed [km/h]	68.6	70.2	69.1	66.4	62.6
Avg. Dist. to Rail [m]	6.0	1.1	1.1	3.1	2.8
Avg. Stride Freq. [Hz]	2.4	2.5	2.5	2.4	2.3
Avg. Stride Length [m]	6.1	7.6	7.5	7.4	7.2



- [] Ranking at each section and finish
- .-.- No data available at this section
- NA No data available



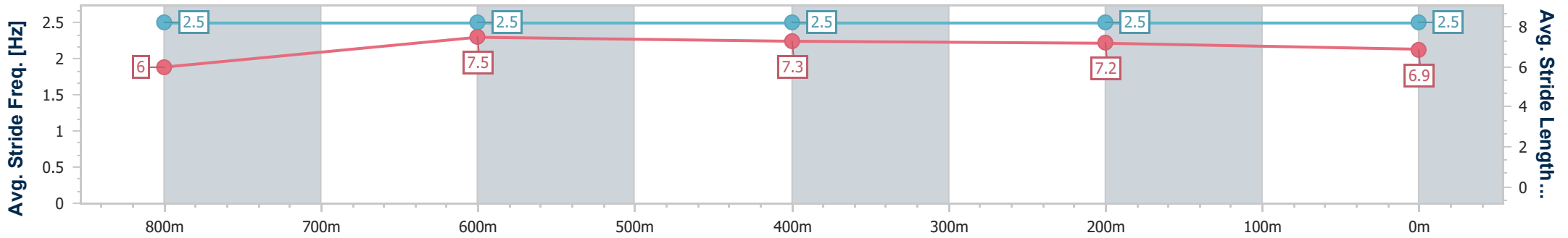
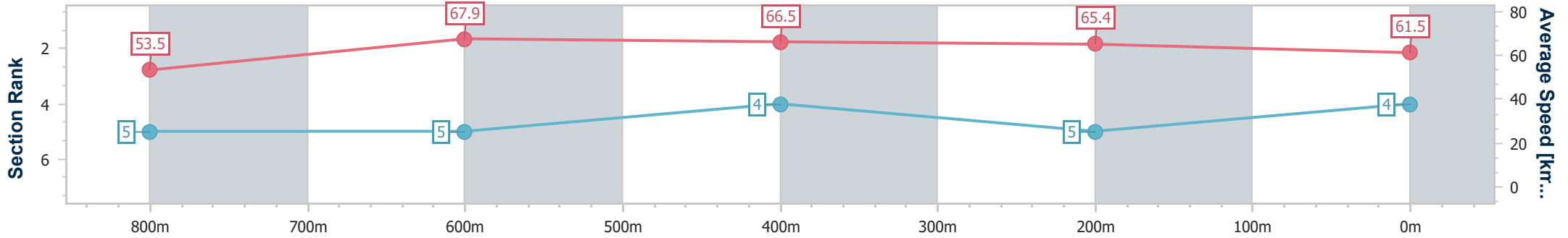
Horse/Jockey Name	Helluva Barty
Final Rank	4
Fastest Section Time (Section)	0:10.65 (800m)
Top Speed [km/h] (Section)	68.4 (800m)
Race State	Finished



Sunshine Coast QLD Professional
 Race 3: NASAHI AUSTRALIA BM78 Handicap - 1000m
 27 October 2024 - 14:30
 Track Rating: Good 4, Weather: Fine, Rail Position: True



Section	Overall	800m	600m	400m	200m
Section Times	0:57.79 [4] (0:13.48)	0:44.31 [5] (0:10.65)	0:33.66 [5] (0:10.89)	0:22.77 [4] (0:11.03)	0:11.74 [5] (0:11.74)
Average Speed [km/h]	53.5	67.9	66.5	65.4	61.5
Top Speed [km/h]	67.8	68.4	67.8	66.1	64.6
Avg. Dist. to Rail [m]	2.8	1.2	1.7	4.8	5.7
Avg. Stride Freq. [Hz]	2.5	2.5	2.5	2.5	2.5
Avg. Stride Length [m]	6.0	7.5	7.3	7.2	6.9



- [] Ranking at each section and finish
- .-.- No data available at this section
- NA No data available



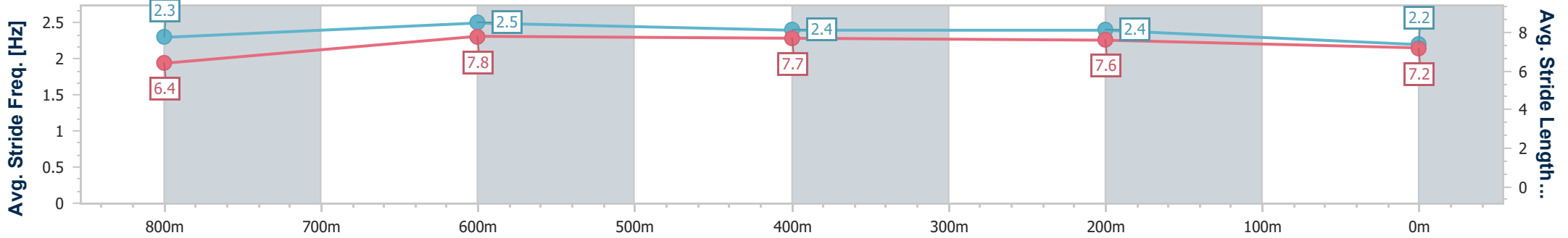
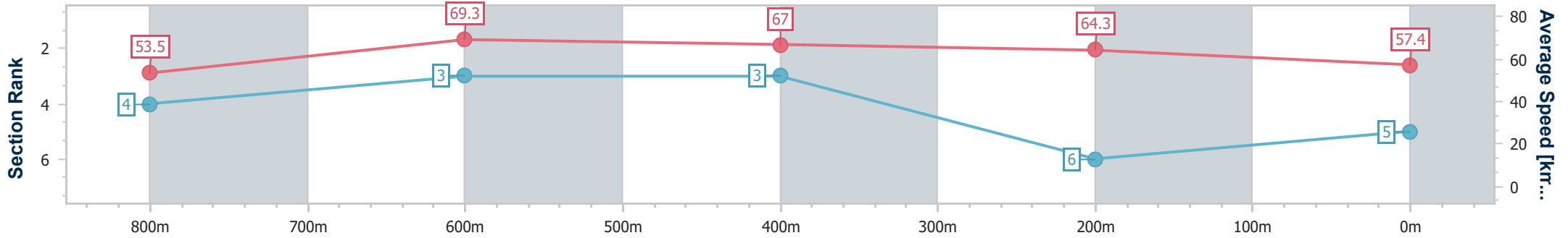
Horse/Jockey Name	Phantom Spirit
Final Rank	5
Fastest Section Time (Section)	0:10.50 (800m)
Top Speed [km/h] (Section)	70.5 (800m)
Race State	Finished



Sunshine Coast QLD Professional
 Race 3: NASAHI AUSTRALIA BM78 Handicap - 1000m
 27 October 2024 - 14:30
 Track Rating: Good 4, Weather: Fine, Rail Position: True



Section	Overall	800m	600m	400m	200m
Section Times	0:58.65 [5] (0:13.47)	0:45.18 [4] (0:10.50)	0:34.68 [3] (0:10.93)	0:23.75 [3] (0:11.22)	0:12.53 [6] (0:12.53)
Average Speed [km/h]	53.5	69.3	67.0	64.3	57.4
Top Speed [km/h]	66.8	70.5	68.0	66.5	61.2
Avg. Dist. to Rail [m]	5.1	3.0	3.1	5.5	5.0
Avg. Stride Freq. [Hz]	2.3	2.5	2.4	2.4	2.2
Avg. Stride Length [m]	6.4	7.8	7.7	7.6	7.2



- [] Ranking at each section and finish
- .-.- No data available at this section
- NA No data available



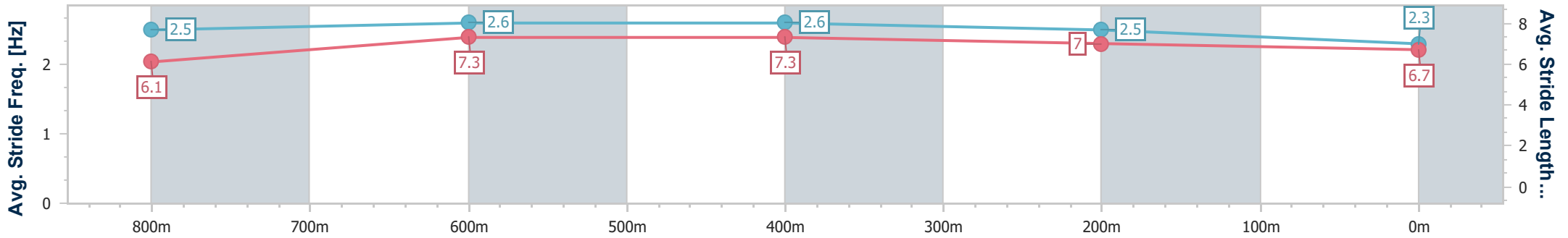
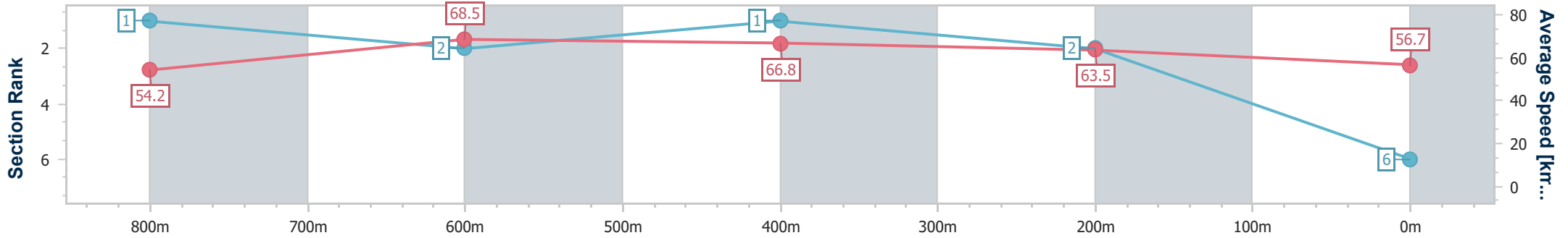
Horse/Jockey Name	Blue Kentucky Moon
Final Rank	6
Fastest Section Time (Section)	0:10.53 (800m)
Top Speed [km/h] (Section)	69.7 (800m)
Race State	Finished



Sunshine Coast QLD Professional
 Race 3: NASAHI AUSTRALIA BM78 Handicap - 1000m
 27 October 2024 - 14:30
 Track Rating: Good 4, Weather: Fine, Rail Position: True



Section	Overall	800m	600m	400m	200m
Section Times	0:58.71 [6] (0:13.26)	0:45.45 [1] (0:10.53)	0:34.92 [2] (0:10.86)	0:24.06 [1] (0:11.32)	0:12.74 [2] (0:12.74)
Average Speed [km/h]	54.2	68.5	66.8	63.5	56.7
Top Speed [km/h]	67.4	69.7	68.4	65.6	61.3
Avg. Dist. to Rail [m]	3.6	0.6	1.4	3.7	2.9
Avg. Stride Freq. [Hz]	2.5	2.6	2.6	2.5	2.3
Avg. Stride Length [m]	6.1	7.3	7.3	7.0	6.7



- [] Ranking at each section and finish
- .-.- No data available at this section
- NA No data available



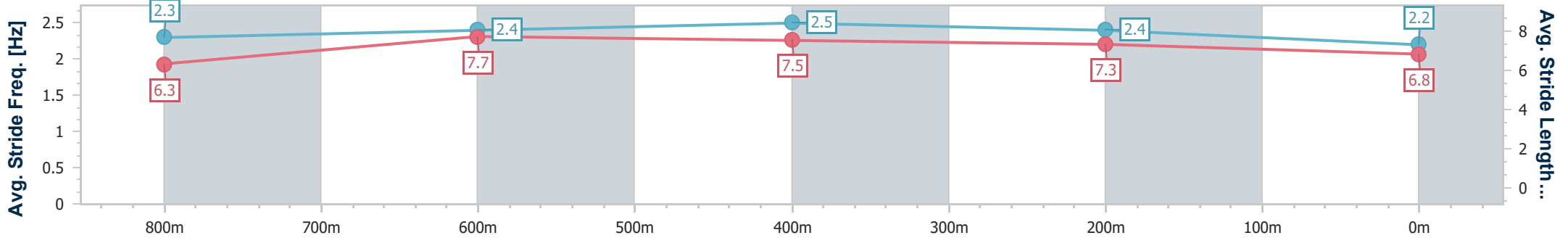
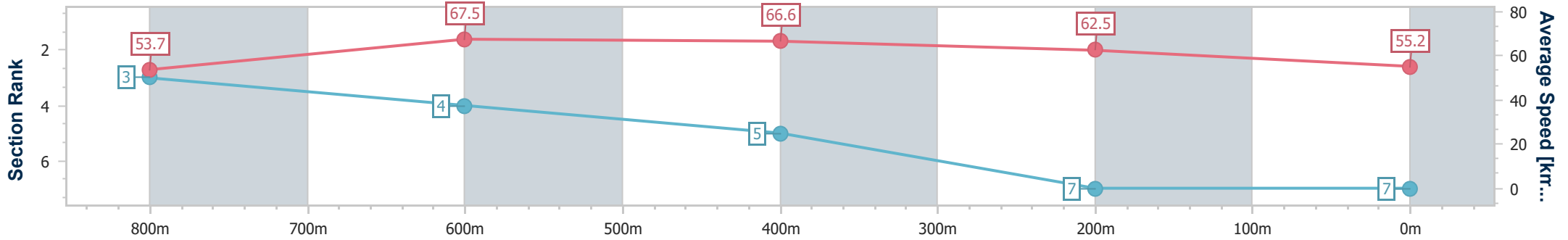
Horse/Jockey Name	Star Of Kings
Final Rank	7
Fastest Section Time (Section)	0:10.67 (800m)
Top Speed [km/h] (Section)	68.2 (800m)
Race State	Finished



Sunshine Coast QLD Professional
 Race 3: NASAHI AUSTRALIA BM78 Handicap - 1000m
 27 October 2024 - 14:30
 Track Rating: Good 4, Weather: Fine, Rail Position: True



Section	Overall	800m	600m	400m	200m
Section Times	0:59.58 [7] (0:13.42)	0:46.16 [3] (0:10.67)	0:35.49 [4] (0:10.95)	0:24.54 [5] (0:11.51)	0:13.03 [7] (0:13.03)
Average Speed [km/h]	53.7	67.5	66.6	62.5	55.2
Top Speed [km/h]	67.4	68.2	67.5	66.2	59.1
Avg. Dist. to Rail [m]	4.6	1.0	1.7	4.1	4.1
Avg. Stride Freq. [Hz]	2.3	2.4	2.5	2.4	2.2
Avg. Stride Length [m]	6.3	7.7	7.5	7.3	6.8



- [] Ranking at each section and finish
- .-.- No data available at this section
- NA No data available



Sunshine Coast QLD Professional
Race 4: HUME DOORS Maiden Handicap - 1400m
27 October 2024 - 15:05



Track Rating: Good 4, Weather: Fine, Rail Position: True

Section		Field Times										Last 600m	
Rank	TAB	Horse/Jockey	Barrier	Top Speed [km/h]	Fastest Section	Overall	1200m	1000m	800m	600m	400m		
						1:25.60 (0:13.66)	1:11.94 (0:11.19)	1:00.75 (0:11.83)	0:48.92 (0:12.07)	0:36.85 (0:12.05)	0:24.80 (0:12.15)	0:36.85	
Rank	TAB	Horse/Jockey	Barrier	Top Speed [km/h]	Fastest Section	Overall	1200m	1000m	800m	600m	400m	Distance Travelled [m]	
1	10	LOST MY NIGHTIE Samantha Collett	1	64.4 1200m	0:11.33 1200m	1:25.60 [1] (0:13.93)	1:11.67 [5] (0:11.33)	1:00.34 [6] (0:11.94)	0:48.40 [5] (0:12.05)	0:36.35 [4] (0:12.14)	0:24.21 [5] (0:11.84)	0:36.35	
2	3	BEFORE THE THUNDER Georgina Cartwright	2	64.4 1200m	0:11.34 1200m	1:25.71 [2] (0:13.70)	1:12.01 [2] (0:11.34)	1:00.67 [3] (0:11.92)	0:48.75 [3] (0:12.04)	0:36.71 [3] (0:12.03)	0:24.68 [3] (0:11.92)	0:36.71 -1	
3	2	ZINOTAR Jag Guthmann-Chester	10	63.7 1000m	0:11.58 1200m	1:25.74 [3] (0:14.17)	1:11.57 [11] (0:11.58)	0:59.99 [12] (0:11.89)	0:48.10 [10] (0:12.05)	0:36.05 [9] (0:11.88)	0:24.17 [9] (0:11.73)	0:36.05 +9	
4	7	CHEERFUL CAT Robbie Dolan	14	65.3 1200m	0:11.32 1200m	1:25.87 [4] (0:14.03)	1:11.84 [10] (0:11.32)	1:00.52 [8] (0:11.94)	0:48.58 [6] (0:12.11)	0:36.47 [6] (0:12.01)	0:24.46 [6] (0:11.91)	0:36.47 +7	
5	11	SCOTTVILLE SCOOTER Cody Collis	8	65.8 1200m	0:11.19 1200m	1:25.87 [5] (0:13.66)	1:12.21 [1] (0:11.19)	1:01.02 [1] (0:11.83)	0:49.19 [1] (0:12.07)	0:37.12 [1] (0:12.05)	0:25.07 [1] (0:12.20)	0:37.12 -1	
5	9	SNOW SHOW Kyle Wilson-Taylor	9	66.0 1200m	0:11.26 1200m	1:25.87 [5] (0:13.86)	1:12.01 [4] (0:11.26)	1:00.75 [4] (0:12.02)	0:48.73 [4] (0:12.23)	0:36.50 [5] (0:11.94)	0:24.56 [4] (0:11.96)	0:36.50 +1	
7	8	RUMBLING AWAY Mark Du Plessis	4	65.1 Overall	0:11.37 1200m	1:25.99 [7] (0:14.30)	1:11.69 [12] (0:11.37)	1:00.32 [11] (0:11.85)	0:48.47 [8] (0:12.09)	0:36.38 [8] (0:11.92)	0:24.46 [8] (0:11.93)	0:36.38 +0	
8	12	ZOUBLIME Nikita Beriman	11	67.7 1200m	0:10.95 1200m	1:26.27 [8] (0:13.93)	1:12.34 [6] (0:10.95)	1:01.39 [2] (0:11.88)	0:49.51 [2] (0:12.06)	0:37.45 [2] (0:12.07)	0:25.38 [2] (0:12.37)	0:37.45 +1	
9	14	ZEPHALONG Minonette Kennedy	5	64.8 1200m	0:11.38 1200m	1:26.43 [9] (0:13.84)	1:12.59 [3] (0:11.38)	1:01.21 [5] (0:12.14)	0:49.07 [7] (0:12.16)	0:36.91 [7] (0:11.95)	0:24.96 [7] (0:12.14)	0:36.91 +3	
10	4	EMBEZZLED HEART Rob Thorburn	13	65.1 1200m	0:11.32 1200m	1:27.80 [10] (0:14.02)	1:13.78 [9] (0:11.32)	1:02.46 [7] (0:12.25)	0:50.21 [9] (0:12.18)	0:38.03 [10] (0:12.45)	0:25.58 [12] (0:12.18)	0:38.03 +7	

Scratched: Lika Wreckin' Ball (#1), She'll Go Boom (#13)

[] Ranking at each section and finish
 -:-:- No data available at this section
 NA No data available

SCN Saddle cloth number
 DNF Did not finish
 DNT Did not track



Sunshine Coast QLD Professional
Race 4: HUME DOORS Maiden Handicap - 1400m
 27 October 2024 - 15:05



Track Rating: Good 4, Weather: Fine, Rail Position: True

Section		Overall	1200m	1000m	800m	600m	400m	Last 600m				
Field Times		1:25.60 (0:13.66)	1:11.94 (0:11.19)	1:00.75 (0:11.83)	0:48.92 (0:12.07)	0:36.85 (0:12.05)	0:24.80 (0:12.15)	0:36.85				
Rank	TAB Horse/Jockey	Barrier	Top Speed [km/h]	Fastest Section	Distance Travelled [m]							
11	6 MAN HANDS Nathan Thomas	7	63.3 1200m	0:11.63 1200m	1:27.80 [11] (0:13.96)	1:13.84 [7] (0:11.63)	1:02.21 [10] (0:12.37)	0:49.84 [12] (0:12.10)	0:37.74 [12] (0:12.12)	0:25.62 [11] (0:12.31)	0:37.74	+4
12	5 ARTZ ON FIRE Morgan Butler	3	64.7 Overall	0:11.52 1200m	1:29.15 [12] (0:13.98)	1:15.17 [8] (0:11.52)	1:03.65 [9] (0:12.27)	0:51.38 [11] (0:12.19)	0:39.19 [11] (0:12.19)	0:27.00 [10] (0:12.79)	0:39.19	+1

Scratched: Lika Wreckin' Ball (#1), She'll Go Boom (#13)

[] Ranking at each section and finish
 -:-:-:- No data available at this section
 NA No data available

SCN Saddle cloth number
 DNF Did not finish
 DNT Did not track



Sunshine Coast QLD Professional
Race 4: HUME DOORS Maiden Handicap - 1400m
 27 October 2024 - 15:05



Track Rating: Good 4, Weather: Fine, Rail Position: True

Section							200m			Last 600m
Field Times							0:12.65			0:36.85
							(0:12.65)			
Rank	TAB	Horse/Jockey	Barrier	Top Speed [km/h]	Fastest Section	Margin			Distance Travelled [m]	
1	10	LOST MY NIGHTIE Samantha Collett	1	64.4 1200m	0:11.33 1200m	0:12.37 [3] (0:12.37)	1:25.60		0:36.35	
2	3	BEFORE THE THUNDER Georgina Cartwright	2	64.4 1200m	0:11.34 1200m	0:12.76 [1] (0:12.76)	0.5L		0:36.71 -1	
3	2	ZINOTAR Jag Guthmann-Chester	10	63.7 1000m	0:11.58 1200m	0:12.44 [6] (0:12.44)	0.7L		0:36.05 +9	
4	7	CHEERFUL CAT Robbie Dolan	14	65.3 1200m	0:11.32 1200m	0:12.55 [7] (0:12.55)	1.2L		0:36.47 +7	
5	11	SCOTTVILLE SCOOTER Cody Collis	8	65.8 1200m	0:11.19 1200m	0:12.87 [2] (0:12.87)	1.3L		0:37.12 -1	
5	9	SNOW SHOW Kyle Wilson-Taylor	9	66.0 1200m	0:11.26 1200m	0:12.60 [5] (0:12.60)	1.3L		0:36.50 +1	
7	8	RUMBLING AWAY Mark Du Plessis	4	65.1 Overall	0:11.37 1200m	0:12.53 [8] (0:12.53)	1.8L		0:36.38 +0	
8	12	ZOUBLIME Nikita Beriman	11	67.7 1200m	0:10.95 1200m	0:13.01 [4] (0:13.01)	3.3L		0:37.45 +1	
9	14	ZEPHALONG Minonette Kennedy	5	64.8 1200m	0:11.38 1200m	0:12.82 [9] (0:12.82)	4.1L		0:36.91 +3	
10	4	EMBEZZLED HEART Rob Thorburn	13	65.1 1200m	0:11.32 1200m	0:13.40 [10] (0:13.40)	12.1L		0:38.03 +7	

Scratched: Lika Wreckin' Ball (#1), She'll Go Boom (#13)

[] Ranking at each section and finish
 -:-:- No data available at this section
 NA No data available

SCN Saddle cloth number
 DNF Did not finish
 DNT Did not track



Sunshine Coast QLD Professional
Race 4: HUME DOORS Maiden Handicap - 1400m
 27 October 2024 - 15:05



Track Rating: Good 4, Weather: Fine, Rail Position: True

Section				200m				Last 600m		
Field Times				0:12.65 (0:12.65)				0:36.85		
Rank	TAB	Horse/Jockey	Barrier	Top Speed [km/h]	Fastest Section	Margin			Distance Travelled [m]	
11	6	MAN HANDS	7	63.3	0:11.63	0:13.31 [11]	12.2L		0:37.74	+4
		Nathan Thomas		1200m	1200m	(0:13.31)				
12	5	ARTZ ON FIRE	3	64.7	0:11.52	0:14.21 [12]	20L		0:39.19	+1
		Morgan Butler		Overall	1200m	(0:14.21)				

Scratched: Lika Wreckin' Ball (#1), She'll Go Boom (#13)

[] Ranking at each section and finish
 -:-:-:- No data available at this section
 NA No data available

SCN Saddle cloth number
 DNF Did not finish
 DNT Did not track



Horse/Jockey Name	Lost My Nightie
Final Rank	1
Fastest Section Time (Section)	0:11.33 (1200m)
Top Speed [km/h] (Section)	64.4 (1200m)
Race State	Finished



Sunshine Coast QLD Professional

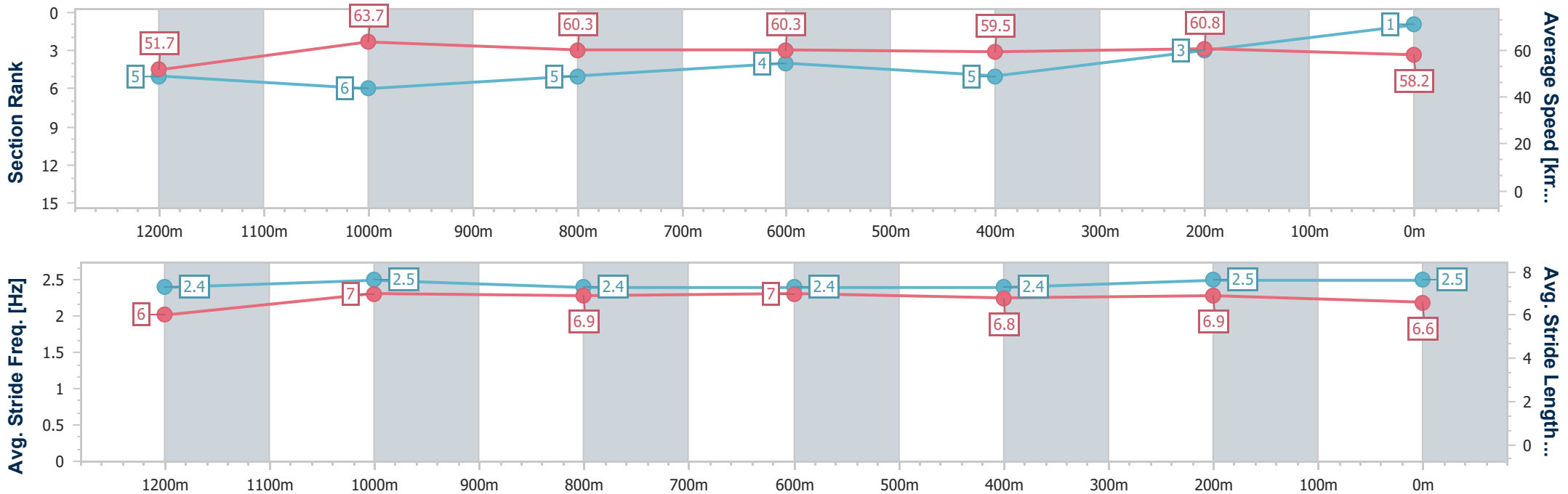
Race 4: HUME DOORS Maiden Handicap - 1400m

27 October 2024 - 15:05

Track Rating: Good 4, Weather: Fine, Rail Position: True



Section	Overall	1200m	1000m	800m	600m	400m	200m
Section Times	1:25.60 [1] (0:13.93)	1:11.67 [5] (0:11.33)	1:00.34 [6] (0:11.94)	0:48.40 [5] (0:12.05)	0:36.35 [4] (0:12.14)	0:24.21 [5] (0:11.84)	0:12.37 [3] (0:12.37)
Average Speed [km/h]	51.7	63.7	60.3	60.3	59.5	60.8	58.2
Top Speed [km/h]	64.1	64.4	62.1	61.7	61.6	61.9	60.4
Avg. Dist. to Rail [m]	4.8	2.5	2.2	1.5	0.4	1.4	3.7
Avg. Stride Freq. [Hz]	2.4	2.5	2.4	2.4	2.4	2.5	2.5
Avg. Stride Length [m]	6.0	7.0	6.9	7.0	6.8	6.9	6.6



- [] Ranking at each section and finish
- .-.- No data available at this section
- NA No data available



Horse/Jockey Name	Before The Thunder
Final Rank	2
Fastest Section Time (Section)	0:11.34 (1200m)
Top Speed [km/h] (Section)	64.4 (1200m)
Race State	Finished



Sunshine Coast QLD Professional

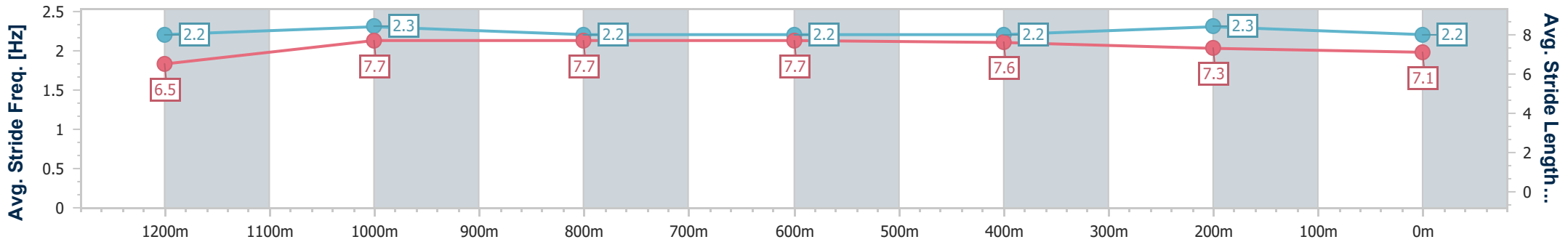
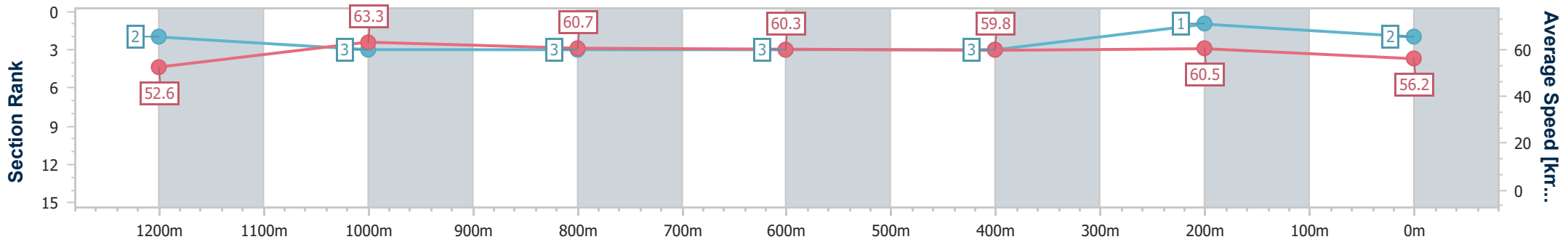
Race 4: HUME DOORS Maiden Handicap - 1400m



27 October 2024 - 15:05

Track Rating: Good 4, Weather: Fine, Rail Position: True

Section	Overall	1200m	1000m	800m	600m	400m	200m
Section Times	1:25.71 [2] (0:13.70)	1:12.01 [2] (0:11.34)	1:00.67 [3] (0:11.92)	0:48.75 [3] (0:12.04)	0:36.71 [3] (0:12.03)	0:24.68 [3] (0:11.92)	0:12.76 [1] (0:12.76)
Average Speed [km/h]	52.6	63.3	60.7	60.3	59.8	60.5	56.2
Top Speed [km/h]	64.3	64.4	62.7	60.7	61.1	61.1	59.5
Avg. Dist. to Rail [m]	6.5	2.5	2.3	0.9	0.1	0.6	0.5
Avg. Stride Freq. [Hz]	2.2	2.3	2.2	2.2	2.2	2.3	2.2
Avg. Stride Length [m]	6.5	7.7	7.7	7.7	7.6	7.3	7.1



- [] Ranking at each section and finish
- .-.- No data available at this section
- NA No data available



Horse/Jockey Name	Zinotar
Final Rank	3
Fastest Section Time (Section)	0:11.58 (1200m)
Top Speed [km/h] (Section)	63.7 (1000m)
Race State	Finished



Sunshine Coast QLD Professional

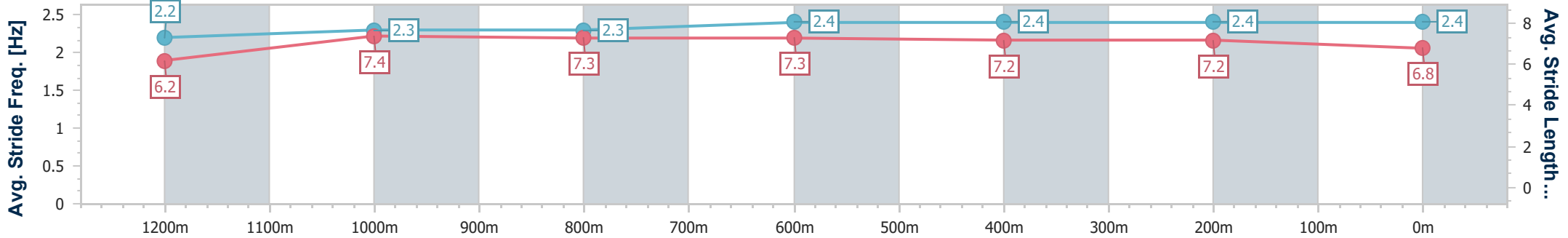
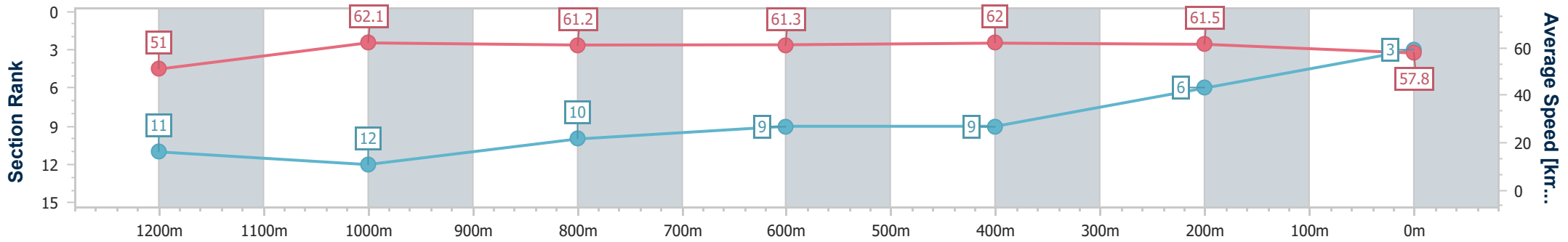
Race 4: HUME DOORS Maiden Handicap - 1400m

27 October 2024 - 15:05



Track Rating: Good 4, Weather: Fine, Rail Position: True

Section	Overall	1200m	1000m	800m	600m	400m	200m
Section Times	1:25.74 [3] (0:14.17)	1:11.57 [11] (0:11.58)	0:59.99 [12] (0:11.89)	0:48.10 [10] (0:12.05)	0:36.05 [9] (0:11.88)	0:24.17 [9] (0:11.73)	0:12.44 [6] (0:12.44)
Average Speed [km/h]	51.0	62.1	61.2	61.3	62.0	61.5	57.8
Top Speed [km/h]	63.3	63.4	63.7	63.3	62.8	62.2	61.0
Avg. Dist. to Rail [m]	10.6	4.7	4.6	4.2	4.1	6.7	7.6
Avg. Stride Freq. [Hz]	2.2	2.3	2.3	2.4	2.4	2.4	2.4
Avg. Stride Length [m]	6.2	7.4	7.3	7.3	7.2	7.2	6.8



- [] Ranking at each section and finish
- .-.- No data available at this section
- NA No data available



Horse/Jockey Name	Cheerful Cat
Final Rank	4
Fastest Section Time (Section)	0:11.32 (1200m)
Top Speed [km/h] (Section)	65.3 (1200m)
Race State	Finished



Sunshine Coast QLD Professional

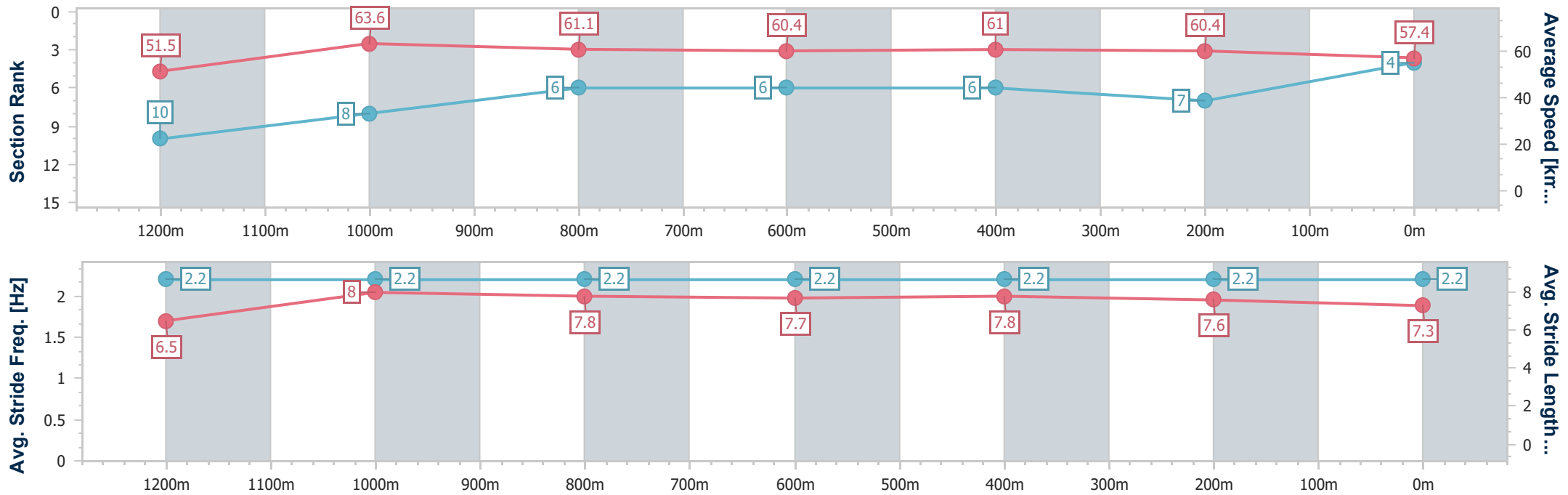
Race 4: HUME DOORS Maiden Handicap - 1400m

27 October 2024 - 15:05

Track Rating: Good 4, Weather: Fine, Rail Position: True



Section	Overall	1200m	1000m	800m	600m	400m	200m
Section Times	1:25.87 [4] (0:14.03)	1:11.84 [10] (0:11.32)	1:00.52 [8] (0:11.94)	0:48.58 [6] (0:12.11)	0:36.47 [6] (0:12.01)	0:24.46 [6] (0:11.91)	0:12.55 [7] (0:12.55)
Average Speed [km/h]	51.5	63.6	61.1	60.4	61.0	60.4	57.4
Top Speed [km/h]	64.9	65.3	63.2	61.4	61.6	61.1	59.7
Avg. Dist. to Rail [m]	14.4	6.5	4.6	3.2	2.7	6.2	7.1
Avg. Stride Freq. [Hz]	2.2	2.2	2.2	2.2	2.2	2.2	2.2
Avg. Stride Length [m]	6.5	8.0	7.8	7.7	7.8	7.6	7.3



- [] Ranking at each section and finish
- .-.- No data available at this section
- NA No data available



Horse/Jockey Name	Scottville Scooter
Final Rank	5
Fastest Section Time (Section)	0:11.19 (1200m)
Top Speed [km/h] (Section)	65.8 (1200m)
Race State	Finished



Sunshine Coast QLD Professional

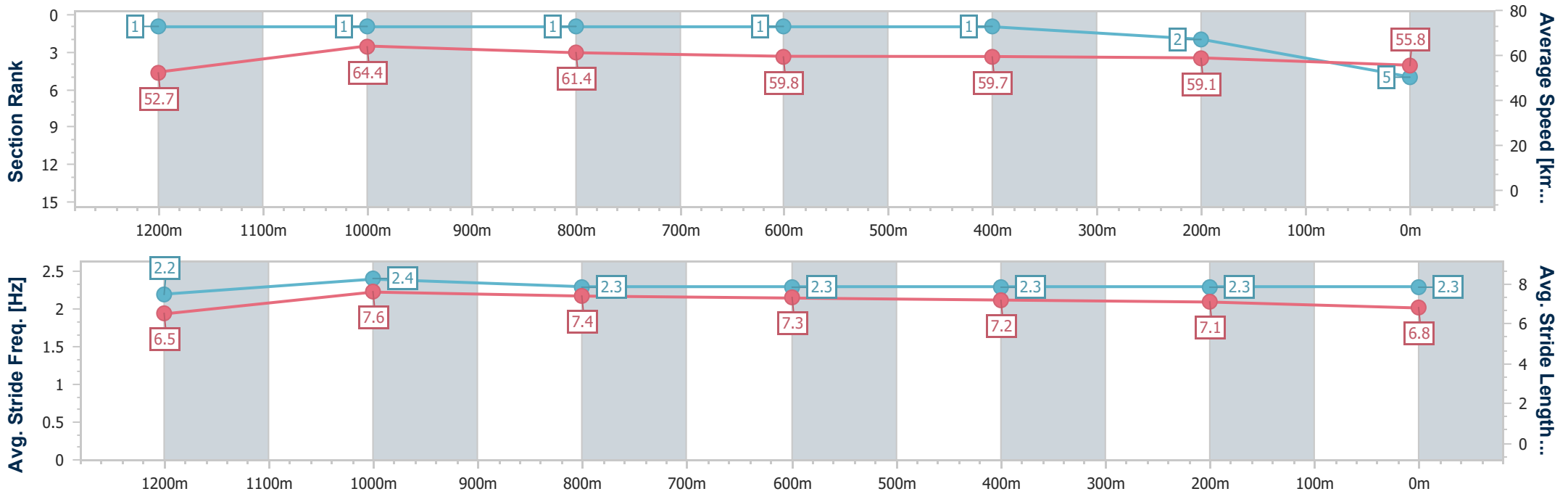
Race 4: HUME DOORS Maiden Handicap - 1400m

27 October 2024 - 15:05

Track Rating: Good 4, Weather: Fine, Rail Position: True



Section	Overall	1200m	1000m	800m	600m	400m	200m
Section Times	1:25.87 [5] (0:13.66)	1:12.21 [1] (0:11.19)	1:01.02 [1] (0:11.83)	0:49.19 [1] (0:12.07)	0:37.12 [1] (0:12.05)	0:25.07 [1] (0:12.20)	0:12.87 [2] (0:12.87)
Average Speed [km/h]	52.7	64.4	61.4	59.8	59.7	59.1	55.8
Top Speed [km/h]	64.0	65.8	63.3	60.7	60.6	59.5	58.9
Avg. Dist. to Rail [m]	10.2	3.7	2.5	1.0	0.2	1.8	2.4
Avg. Stride Freq. [Hz]	2.2	2.4	2.3	2.3	2.3	2.3	2.3
Avg. Stride Length [m]	6.5	7.6	7.4	7.3	7.2	7.1	6.8



- [] Ranking at each section and finish
- .-.-.- No data available at this section
- NA No data available



Horse/Jockey Name	Snow Show
Final Rank	5
Fastest Section Time (Section)	0:11.26 (1200m)
Top Speed [km/h] (Section)	66.0 (1200m)
Race State	Finished



Sunshine Coast QLD Professional

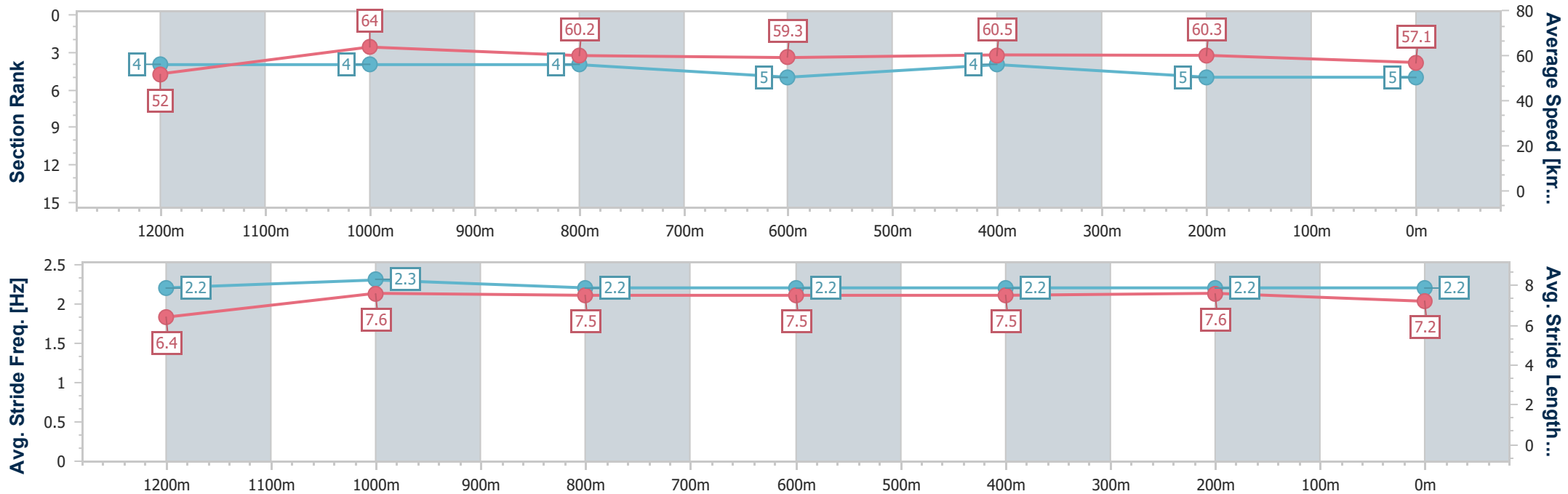
Race 4: HUME DOORS Maiden Handicap - 1400m

27 October 2024 - 15:05



Track Rating: Good 4, Weather: Fine, Rail Position: True

Section	Overall	1200m	1000m	800m	600m	400m	200m
Section Times	1:25.87 [5] (0:13.86)	1:12.01 [4] (0:11.26)	1:00.75 [4] (0:12.02)	0:48.73 [4] (0:12.23)	0:36.50 [5] (0:11.94)	0:24.56 [4] (0:11.96)	0:12.60 [5] (0:12.60)
Average Speed [km/h]	52.0	64.0	60.2	59.3	60.5	60.3	57.1
Top Speed [km/h]	65.8	66.0	62.8	60.6	61.8	61.1	59.8
Avg. Dist. to Rail [m]	11.7	5.3	3.2	1.5	0.4	3.4	4.7
Avg. Stride Freq. [Hz]	2.2	2.3	2.2	2.2	2.2	2.2	2.2
Avg. Stride Length [m]	6.4	7.6	7.5	7.5	7.5	7.6	7.2



- [] Ranking at each section and finish
- .-.- No data available at this section
- NA No data available



Horse/Jockey Name	Rumbling Away
Final Rank	7
Fastest Section Time (Section)	0:11.37 (1200m)
Top Speed [km/h] (Section)	65.1 (Overall)
Race State	Finished



Sunshine Coast QLD Professional

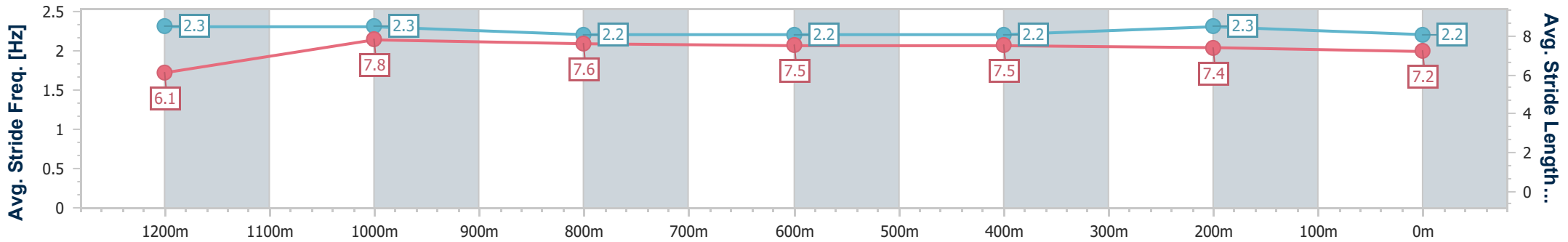
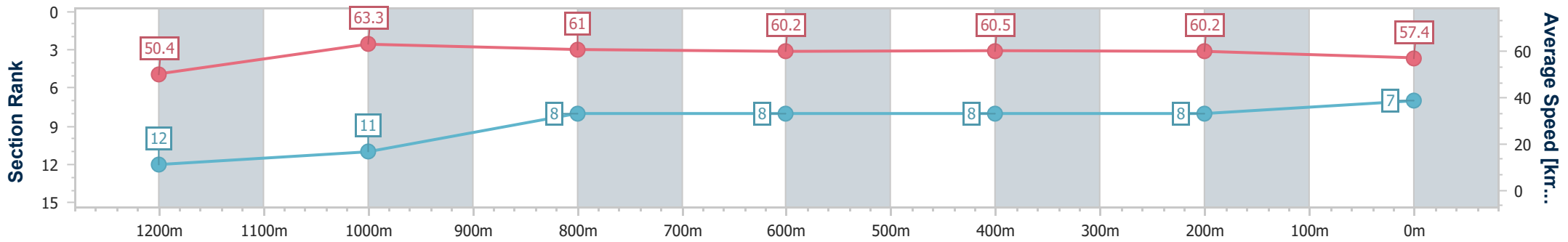
Race 4: HUME DOORS Maiden Handicap - 1400m

27 October 2024 - 15:05



Track Rating: Good 4, Weather: Fine, Rail Position: True

Section	Overall	1200m	1000m	800m	600m	400m	200m
Section Times	1:25.99 [7] (0:14.30)	1:11.69 [12] (0:11.37)	1:00.32 [11] (0:11.85)	0:48.47 [8] (0:12.09)	0:36.38 [8] (0:11.92)	0:24.46 [8] (0:11.93)	0:12.53 [8] (0:12.53)
Average Speed [km/h]	50.4	63.3	61.0	60.2	60.5	60.2	57.4
Top Speed [km/h]	65.1	65.0	62.7	62.1	61.2	60.7	59.5
Avg. Dist. to Rail [m]	6.2	2.4	2.4	1.2	0.3	0.4	0.8
Avg. Stride Freq. [Hz]	2.3	2.3	2.2	2.2	2.2	2.3	2.2
Avg. Stride Length [m]	6.1	7.8	7.6	7.5	7.5	7.4	7.2



- [] Ranking at each section and finish
- .-.- No data available at this section
- NA No data available



Horse/Jockey Name	Zoublime
Final Rank	8
Fastest Section Time (Section)	0:10.95 (1200m)
Top Speed [km/h] (Section)	67.7 (1200m)
Race State	Finished



Sunshine Coast QLD Professional

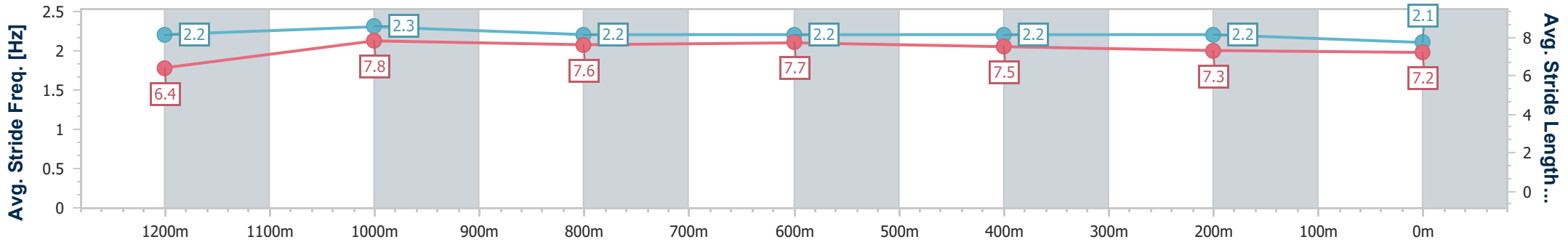
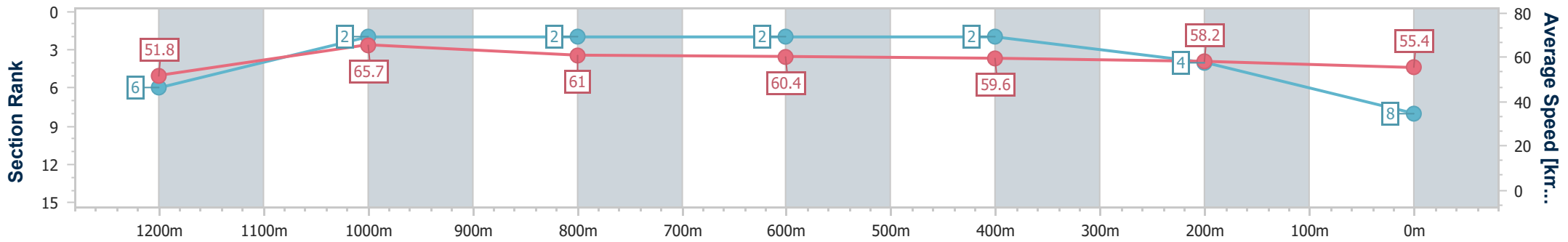
Race 4: HUME DOORS Maiden Handicap - 1400m



27 October 2024 - 15:05

Track Rating: Good 4, Weather: Fine, Rail Position: True

Section	Overall	1200m	1000m	800m	600m	400m	200m
Section Times	1:26.27 [8] (0:13.93)	1:12.34 [6] (0:10.95)	1:01.39 [2] (0:11.88)	0:49.51 [2] (0:12.06)	0:37.45 [2] (0:12.07)	0:25.38 [2] (0:12.37)	0:13.01 [4] (0:13.01)
Average Speed [km/h]	51.8	65.7	61.0	60.4	59.6	58.2	55.4
Top Speed [km/h]	67.0	67.7	63.6	61.4	61.2	59.1	57.7
Avg. Dist. to Rail [m]	11.6	4.4	3.1	1.4	0.2	2.9	4.9
Avg. Stride Freq. [Hz]	2.2	2.3	2.2	2.2	2.2	2.2	2.1
Avg. Stride Length [m]	6.4	7.8	7.6	7.7	7.5	7.3	7.2



- [] Ranking at each section and finish
- .-.- No data available at this section
- NA No data available



Horse/Jockey Name	Zephalong
Final Rank	9
Fastest Section Time (Section)	0:11.38 (1200m)
Top Speed [km/h] (Section)	64.8 (1200m)
Race State	Finished



Sunshine Coast QLD Professional

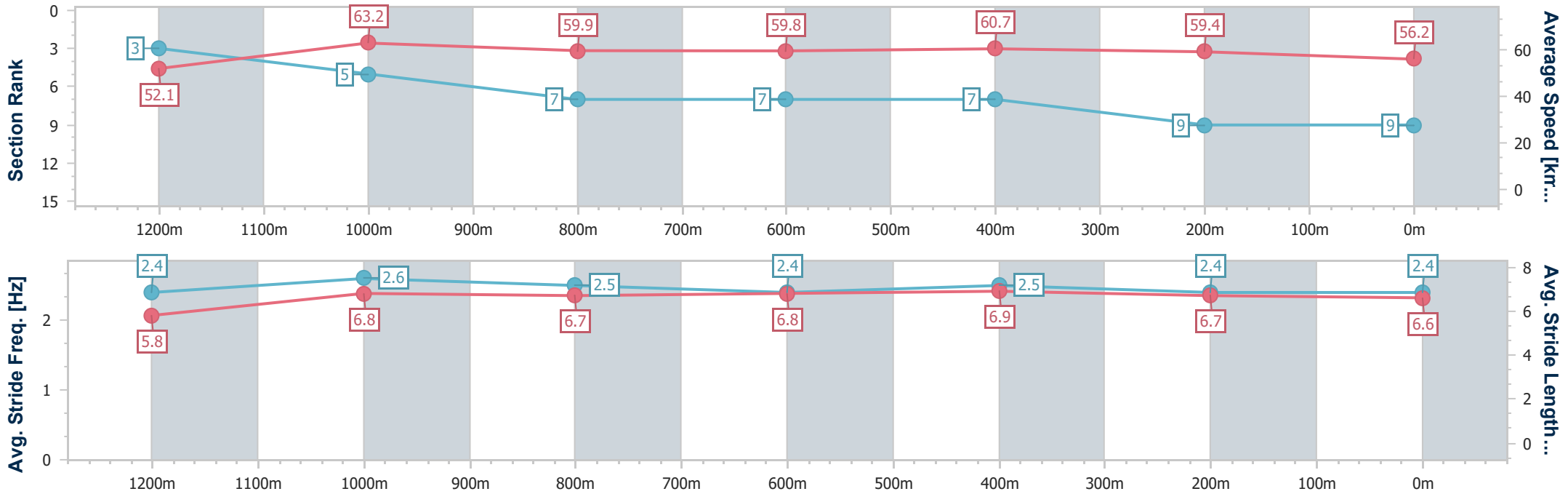
Race 4: HUME DOORS Maiden Handicap - 1400m



27 October 2024 - 15:05

Track Rating: Good 4, Weather: Fine, Rail Position: True

Section	Overall	1200m	1000m	800m	600m	400m	200m
Section Times	1:26.43 [9] (0:13.84)	1:12.59 [3] (0:11.38)	1:01.21 [5] (0:12.14)	0:49.07 [7] (0:12.16)	0:36.91 [7] (0:11.95)	0:24.96 [7] (0:12.14)	0:12.82 [9] (0:12.82)
Average Speed [km/h]	52.1	63.2	59.9	59.8	60.7	59.4	56.2
Top Speed [km/h]	62.9	64.8	63.4	61.1	62.2	60.4	58.6
Avg. Dist. to Rail [m]	8.2	3.8	3.6	1.7	1.9	5.7	7.4
Avg. Stride Freq. [Hz]	2.4	2.6	2.5	2.4	2.5	2.4	2.4
Avg. Stride Length [m]	5.8	6.8	6.7	6.8	6.9	6.7	6.6



- [] Ranking at each section and finish
- .-.- No data available at this section
- NA No data available



Horse/Jockey Name	Embezzled Heart
Final Rank	10
Fastest Section Time (Section)	0:11.32 (1200m)
Top Speed [km/h] (Section)	65.1 (1200m)
Race State	Finished



Sunshine Coast QLD Professional

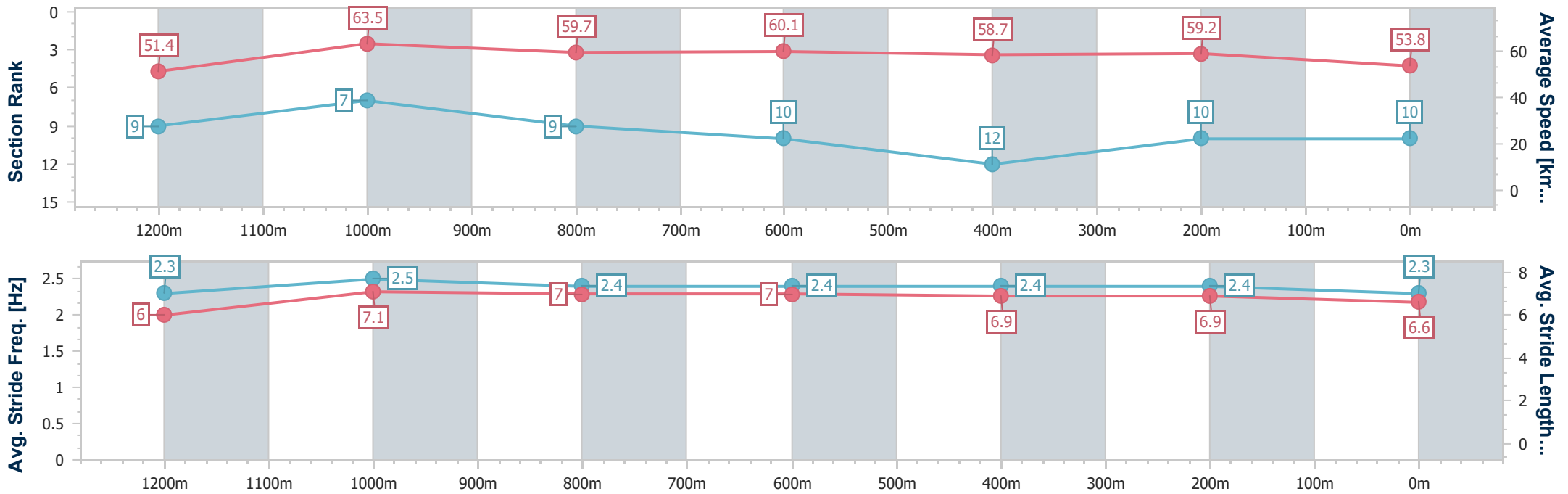
Race 4: HUME DOORS Maiden Handicap - 1400m



27 October 2024 - 15:05

Track Rating: Good 4, Weather: Fine, Rail Position: True

Section	Overall	1200m	1000m	800m	600m	400m	200m
Section Times	1:27.80 [10] (0:14.02)	1:13.78 [9] (0:11.32)	1:02.46 [7] (0:12.25)	0:50.21 [9] (0:12.18)	0:38.03 [10] (0:12.45)	0:25.58 [12] (0:12.18)	0:13.40 [10] (0:13.40)
Average Speed [km/h]	51.4	63.5	59.7	60.1	58.7	59.2	53.8
Top Speed [km/h]	64.8	65.1	62.8	62.7	60.1	60.5	59.5
Avg. Dist. to Rail [m]	13.5	6.9	5.0	3.5	2.4	5.5	7.0
Avg. Stride Freq. [Hz]	2.3	2.5	2.4	2.4	2.4	2.4	2.3
Avg. Stride Length [m]	6.0	7.1	7.0	7.0	6.9	6.9	6.6



- [] Ranking at each section and finish
- .-.- No data available at this section
- NA No data available



Horse/Jockey Name	Man Hands
Final Rank	11
Fastest Section Time (Section)	0:11.63 (1200m)
Top Speed [km/h] (Section)	63.3 (1200m)
Race State	Finished



Sunshine Coast QLD Professional

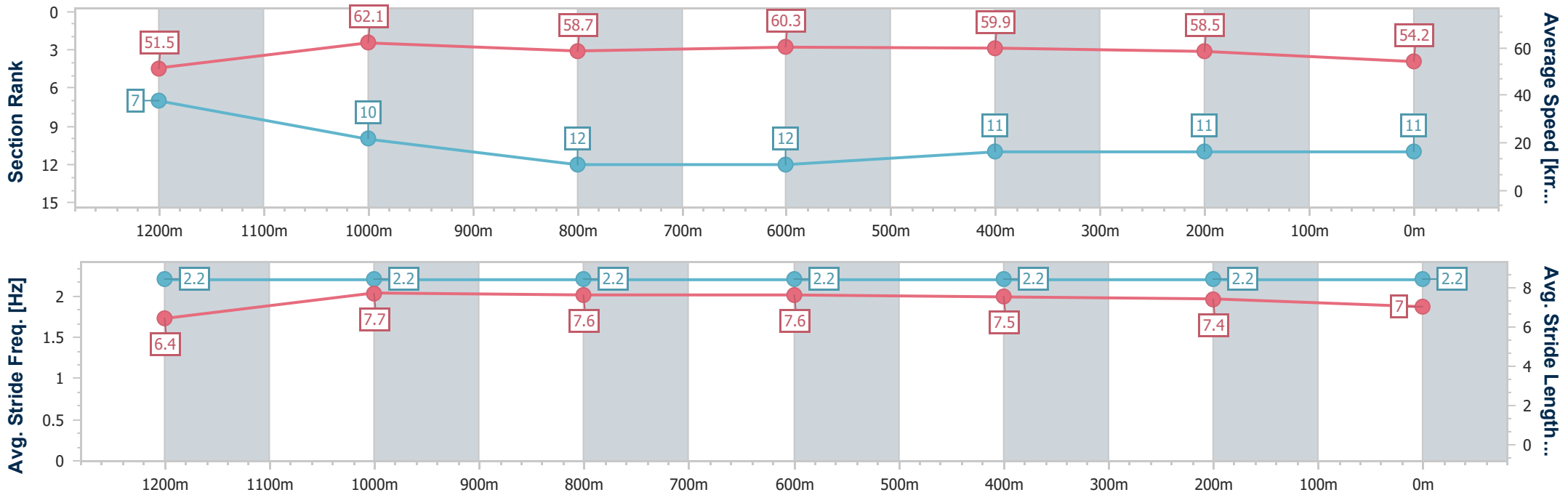
Race 4: HUME DOORS Maiden Handicap - 1400m

27 October 2024 - 15:05



Track Rating: Good 4, Weather: Fine, Rail Position: True

Section	Overall	1200m	1000m	800m	600m	400m	200m
Section Times	1:27.80 [11] (0:13.96)	1:13.84 [7] (0:11.63)	1:02.21 [10] (0:12.37)	0:49.84 [12] (0:12.10)	0:37.74 [12] (0:12.12)	0:25.62 [11] (0:12.31)	0:13.31 [11] (0:13.31)
Average Speed [km/h]	51.5	62.1	58.7	60.3	59.9	58.5	54.2
Top Speed [km/h]	63.0	63.3	60.6	61.5	61.3	59.9	57.4
Avg. Dist. to Rail [m]	9.1	4.2	3.6	2.4	1.6	3.0	2.8
Avg. Stride Freq. [Hz]	2.2	2.2	2.2	2.2	2.2	2.2	2.2
Avg. Stride Length [m]	6.4	7.7	7.6	7.6	7.5	7.4	7.0



- [] Ranking at each section and finish
- .-.- No data available at this section
- NA No data available



Horse/Jockey Name	Artz On Fire
Final Rank	12
Fastest Section Time (Section)	0:11.52 (1200m)
Top Speed [km/h] (Section)	64.7 (Overall)
Race State	Finished



Sunshine Coast QLD Professional

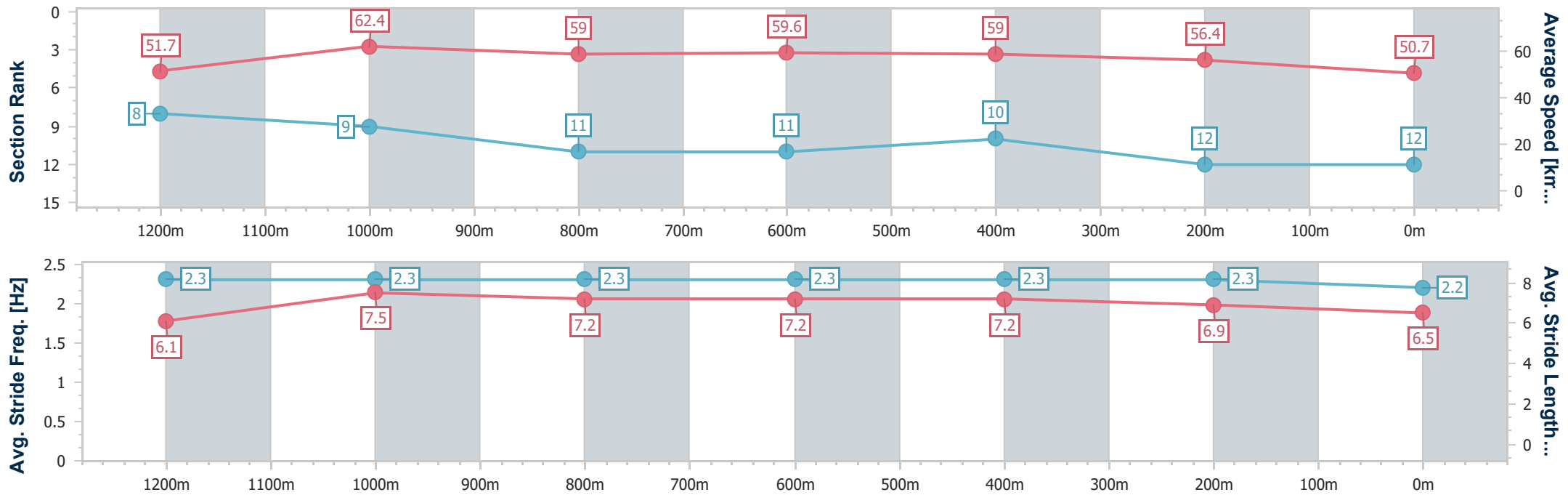
Race 4: HUME DOORS Maiden Handicap - 1400m

27 October 2024 - 15:05

Track Rating: Good 4, Weather: Fine, Rail Position: True



Section	Overall	1200m	1000m	800m	600m	400m	200m
Section Times	1:29.15 [12] (0:13.98)	1:15.17 [8] (0:11.52)	1:03.65 [9] (0:12.27)	0:51.38 [11] (0:12.19)	0:39.19 [11] (0:12.19)	0:27.00 [10] (0:12.79)	0:14.21 [12] (0:14.21)
Average Speed [km/h]	51.7	62.4	59.0	59.6	59.0	56.4	50.7
Top Speed [km/h]	64.7	64.1	62.2	61.5	61.2	59.2	54.0
Avg. Dist. to Rail [m]	7.1	3.2	3.1	1.5	0.4	0.7	0.9
Avg. Stride Freq. [Hz]	2.3	2.3	2.3	2.3	2.3	2.3	2.2
Avg. Stride Length [m]	6.1	7.5	7.2	7.2	7.2	6.9	6.5



- [] Ranking at each section and finish
- .-.- No data available at this section
- NA No data available

Track Rating: Good 4, Weather: Fine, Rail Position: True

Section												Last 600m	
Field Times		Overall	1200m	1000m	800m	600m	400m						0:35.08
		1:24.70 (0:13.70)	1:11.00 (0:11.51)	0:59.49 (0:12.28)	0:47.21 (0:12.13)	0:35.08 (0:11.79)	0:23.29 (0:11.25)						
Rank	TAB	Horse/Jockey	Barrier	Top Speed [km/h]	Fastest Section							Distance Travelled [m]	
1	4	MILLWARD Cejay Graham	5	65.6 400m	0:11.25 400m	1:24.70 [1] (0:13.70)	1:11.00 [1] (0:11.51)	0:59.49 [1] (0:12.28)	0:47.21 [1] (0:12.13)	0:35.08 [1] (0:11.79)	0:23.29 [1] (0:11.25)	0:35.08	
2	7	DIVAKARA Kyle Wilson-Taylor	3	66.6 400m	0:11.11 400m	1:24.97 [2] (0:14.24)	1:10.73 [7] (0:11.74)	0:58.99 [8] (0:12.14)	0:46.85 [7] (0:12.21)	0:34.64 [7] (0:11.72)	0:22.92 [7] (0:11.11)	0:34.64	+1
3	1	HALF CROWN Rob Thorburn	12	65.7 400m	0:11.14 400m	1:25.11 [3] (0:14.51)	1:10.60 [11] (0:11.63)	0:58.97 [10] (0:12.29)	0:46.68 [11] (0:12.19)	0:34.49 [10] (0:11.78)	0:22.71 [10] (0:11.14)	0:34.49	+4
4	6	AITUTAKI Michael Cahill	9	64.7 1200m	0:11.28 400m	1:25.12 [4] (0:13.88)	1:11.24 [2] (0:11.46)	0:59.78 [2] (0:12.41)	0:47.37 [2] (0:12.26)	0:35.11 [2] (0:11.67)	0:23.44 [2] (0:11.28)	0:35.11	+3
5	12	WORTH AVENUE Jag Guthmann-Chester	1	64.7 400m	0:11.25 400m	1:25.25 [5] (0:13.99)	1:11.26 [5] (0:11.57)	0:59.69 [4] (0:12.36)	0:47.33 [4] (0:12.22)	0:35.11 [4] (0:11.78)	0:23.33 [4] (0:11.25)	0:35.11	+1
6	9	BLUE CHIP GIRL Karl Zechner	10	65.6 400m	0:11.23 400m	1:25.42 [6] (0:14.30)	1:11.12 [9] (0:11.70)	0:59.42 [9] (0:12.23)	0:47.19 [9] (0:12.25)	0:34.94 [9] (0:11.64)	0:23.30 [8] (0:11.23)	0:34.94	+11
7	3	CHARLIE'S CASE Mark Du Plessis	8	64.3 400m	0:11.30 400m	1:25.46 [7] (0:14.30)	1:11.16 [8] (0:11.61)	0:59.55 [7] (0:12.20)	0:47.35 [6] (0:12.17)	0:35.18 [6] (0:11.74)	0:23.44 [6] (0:11.30)	0:35.18	+6
8	8	QUEST OF QUESTS Ryan Maloney	7	64.5 600m	0:11.34 400m	1:25.66 [8] (0:14.16)	1:11.50 [6] (0:11.66)	0:59.84 [6] (0:12.34)	0:47.50 [8] (0:12.19)	0:35.31 [8] (0:11.85)	0:23.46 [9] (0:11.34)	0:35.31	+7
9	11	MEHAJIR Boris Thornton	2	64.0 400m	0:11.37 400m	1:25.93 [9] (0:13.95)	1:11.98 [4] (0:11.73)	1:00.25 [5] (0:12.33)	0:47.92 [5] (0:12.14)	0:35.78 [5] (0:11.82)	0:23.96 [5] (0:11.37)	0:35.78	+0
10	13	BETTER LAD Minonette Kennedy	4	64.5 Overall	0:11.53 1200m	1:26.05 [10] (0:13.92)	1:12.13 [3] (0:11.53)	1:00.60 [3] (0:12.34)	0:48.26 [3] (0:12.24)	0:36.02 [3] (0:11.86)	0:24.16 [3] (0:11.63)	0:36.02	+8

Scratched: Holy Flash (#5), Hooks (#10)



Sunshine Coast QLD Professional

Race 5: DINDAS BM62 Handicap - 1400m

27 October 2024 - 15:45



Track Rating: Good 4, Weather: Fine, Rail Position: True

Section	Overall	1200m	1000m	800m	600m	400m	Last 600m
Field Times	1:24.70 (0:13.70)	1:11.00 (0:11.51)	0:59.49 (0:12.28)	0:47.21 (0:12.13)	0:35.08 (0:11.79)	0:23.29 (0:11.25)	0:35.08

Rank	TAB	Horse/Jockey	Barrier	Top Speed [km/h]	Fastest Section	Distance Travelled [m]
11	2	MONEY MAN Jasper Franklin	11	65.6 1200m	0:11.62 400m 1:26.64 [11] (0:14.46)	+2

Scratched: Holy Flash (#5), Hooks (#10)



Sunshine Coast QLD Professional

Race 5: DINDAS BM62 Handicap - 1400m

27 October 2024 - 15:45



Track Rating: Good 4, Weather: Fine, Rail Position: True

Section								200m	Last 600m	
Field Times								0:12.04 (0:12.04)	0:35.08	
Rank	TAB	Horse/Jockey	Barrier	Top Speed [km/h]	Fastest Section	Margin			Distance Travelled [m]	
1	4	MILLWARD Cejay Graham	5	65.6 400m	0:11.25 400m	0:12.04 [1] (0:12.04)	1:24.70		0:35.08	
2	7	DIVAKARA Kyle Wilson-Taylor	3	66.6 400m	0:11.11 400m	0:11.81 [3] (0:11.81)	1.5L		0:34.64 +1	
3	1	HALF CROWN Rob Thorburn	12	65.7 400m	0:11.14 400m	0:11.57 [9] (0:11.57)	2.3L		0:34.49 +4	
4	6	AITUTAKI Michael Cahill	9	64.7 1200m	0:11.28 400m	0:12.16 [2] (0:12.16)	2.4L		0:35.11 +3	
5	12	WORTH AVENUE Jag Guthmann-Chester	1	64.7 400m	0:11.25 400m	0:12.08 [4] (0:12.08)	3.2L		0:35.11 +1	
6	9	BLUE CHIP GIRL Karl Zechner	10	65.6 400m	0:11.23 400m	0:12.07 [7] (0:12.07)	4L		0:34.94 +11	
7	3	CHARLIE'S CASE Mark Du Plessis	8	64.3 400m	0:11.30 400m	0:12.14 [5] (0:12.14)	4.2L		0:35.18 +6	
8	8	QUEST OF QUESTS Ryan Maloney	7	64.5 600m	0:11.34 400m	0:12.12 [10] (0:12.12)	5.2L		0:35.31 +7	
9	11	MEHAJIR Boris Thornton	2	64.0 400m	0:11.37 400m	0:12.59 [6] (0:12.59)	6.7L		0:35.78 +0	
10	13	BETTER LAD Minonette Kennedy	4	64.5 Overall	0:11.53 1200m	0:12.53 [8] (0:12.53)	7.2L		0:36.02 +8	

Scratched: Holy Flash (#5), Hooks (#10)

[] Ranking at each section and finish
 -:-:- No data available at this section
 NA No data available

SCN Saddle cloth number
 DNF Did not finish
 DNT Did not track



Sunshine Coast QLD Professional

Race 5: DINDAS BM62 Handicap - 1400m

27 October 2024 - 15:45



Track Rating: Good 4, Weather: Fine, Rail Position: True

Section				200m				Last 600m		
Field Times				0:12.04 (0:12.04)				0:35.08		
Rank	TAB	Horse/Jockey	Barrier	Top Speed [km/h]	Fastest Section	Margin			Distance Travelled [m]	
11	2	MONEY MAN	11	65.6	0:11.62	0:12.61 [11]	10.5L		0:35.99	+2
		Jasper Franklin		1200m	400m	(0:12.61)				

Scratched: Holy Flash (#5), Hooks (#10)

[] Ranking at each section and finish
 -:-:- No data available at this section
 NA No data available

SCN Saddle cloth number
 DNF Did not finish
 DNT Did not track



Horse/Jockey Name	Millward
Final Rank	1
Fastest Section Time (Section)	0:11.25 (400m)
Top Speed [km/h] (Section)	65.6 (400m)
Race State	Finished



Sunshine Coast QLD Professional

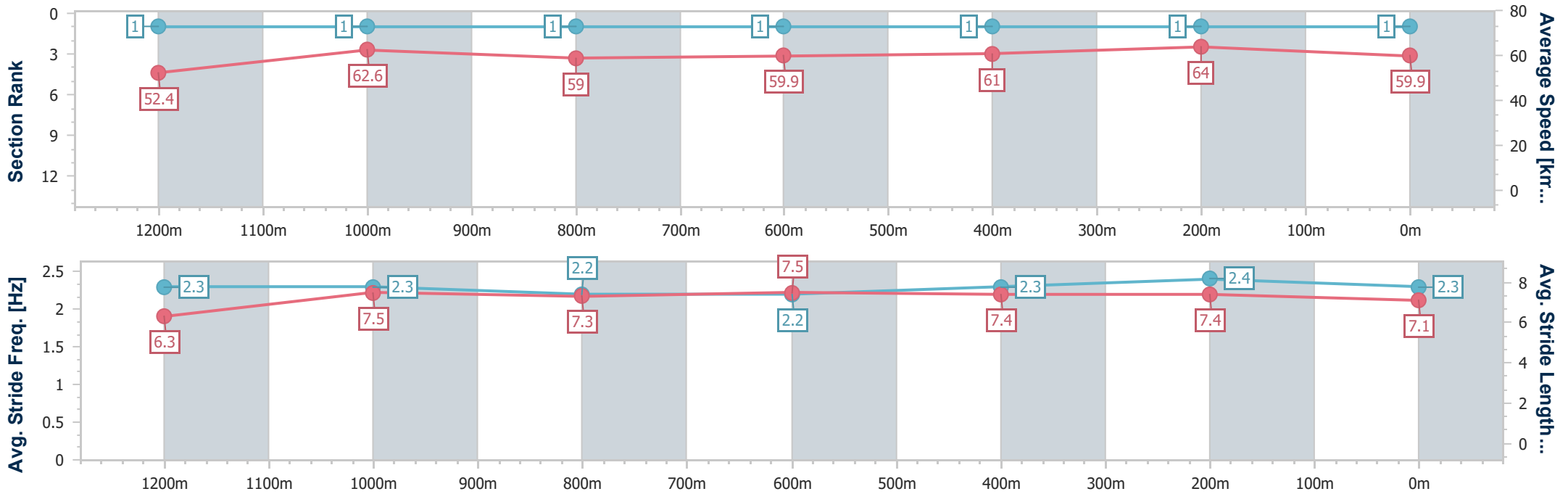
Race 5: DINDAS BM62 Handicap - 1400m

27 October 2024 - 15:45

Track Rating: Good 4, Weather: Fine, Rail Position: True



Section	Overall	1200m	1000m	800m	600m	400m	200m
Section Times	1:24.70 [1] (0:13.70)	1:11.00 [1] (0:11.51)	0:59.49 [1] (0:12.28)	0:47.21 [1] (0:12.13)	0:35.08 [1] (0:11.79)	0:23.29 [1] (0:11.25)	0:12.04 [1] (0:12.04)
Average Speed [km/h]	52.4	62.6	59.0	59.9	61.0	64.0	59.9
Top Speed [km/h]	64.6	64.7	60.7	60.5	63.4	65.6	63.3
Avg. Dist. to Rail [m]	8.8	3.1	2.2	1.3	0.3	0.7	0.2
Avg. Stride Freq. [Hz]	2.3	2.3	2.2	2.2	2.3	2.4	2.3
Avg. Stride Length [m]	6.3	7.5	7.3	7.5	7.4	7.4	7.1



- [] Ranking at each section and finish
- .-.- No data available at this section
- NA No data available



Horse/Jockey Name	Divakara
Final Rank	2
Fastest Section Time (Section)	0:11.11 (400m)
Top Speed [km/h] (Section)	66.6 (400m)
Race State	Finished



Sunshine Coast QLD Professional

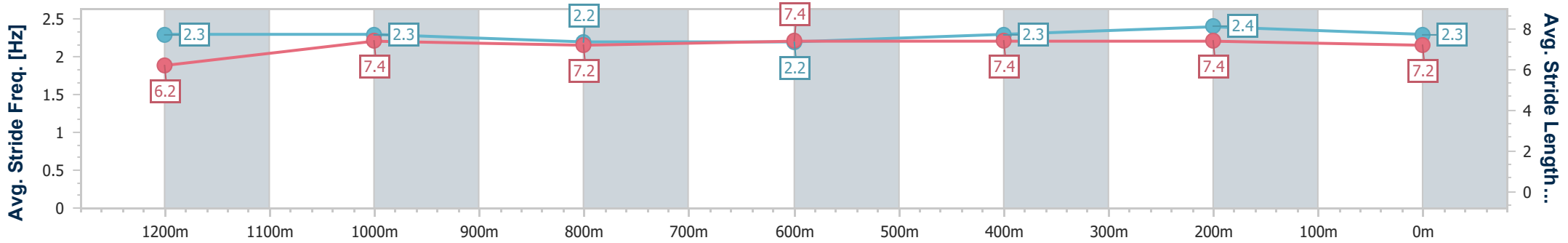
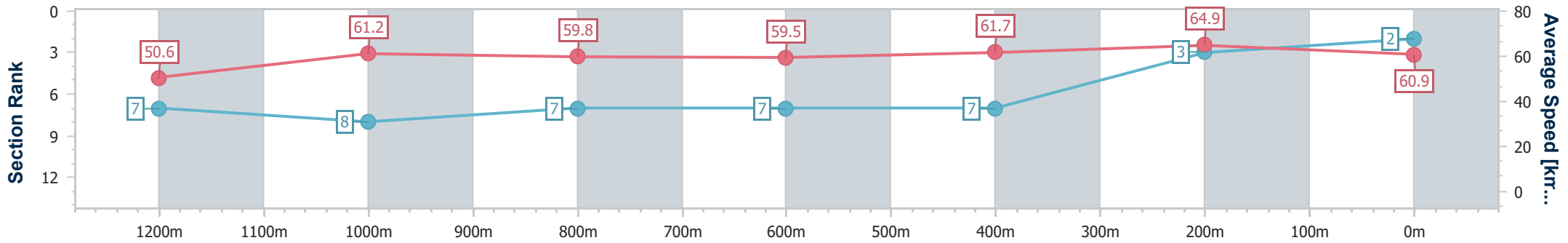
Race 5: DINDAS BM62 Handicap - 1400m

27 October 2024 - 15:45



Track Rating: Good 4, Weather: Fine, Rail Position: True

Section	Overall	1200m	1000m	800m	600m	400m	200m
Section Times	1:24.97 [2] (0:14.24)	1:10.73 [7] (0:11.74)	0:58.99 [8] (0:12.14)	0:46.85 [7] (0:12.21)	0:34.64 [7] (0:11.72)	0:22.92 [7] (0:11.11)	0:11.81 [3] (0:11.81)
Average Speed [km/h]	50.6	61.2	59.8	59.5	61.7	64.9	60.9
Top Speed [km/h]	62.5	62.4	63.1	61.8	63.3	66.6	64.8
Avg. Dist. to Rail [m]	7.1	2.9	2.1	1.5	0.9	1.5	1.7
Avg. Stride Freq. [Hz]	2.3	2.3	2.2	2.2	2.3	2.4	2.3
Avg. Stride Length [m]	6.2	7.4	7.2	7.4	7.4	7.4	7.2



- [] Ranking at each section and finish
- .-.- No data available at this section
- NA No data available



Horse/Jockey Name	Half Crown
Final Rank	3
Fastest Section Time (Section)	0:11.14 (400m)
Top Speed [km/h] (Section)	65.7 (400m)
Race State	Finished



Sunshine Coast QLD Professional

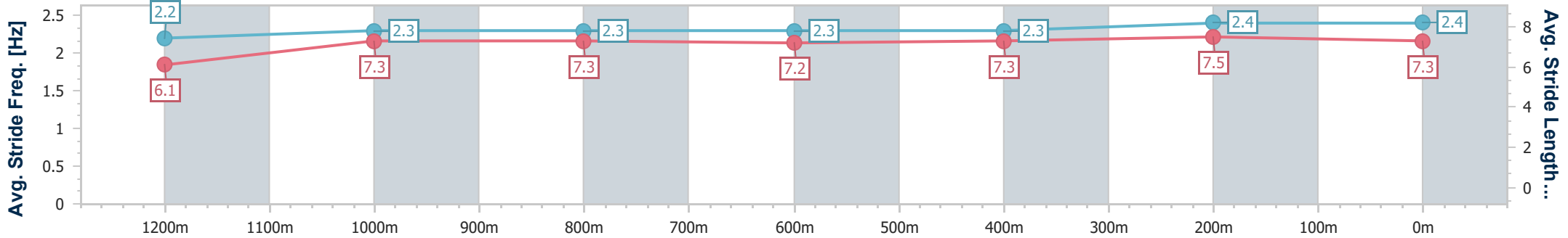
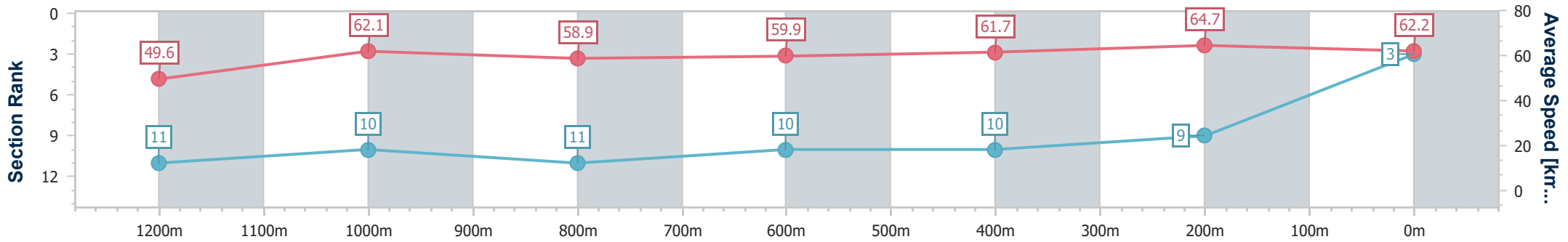
Race 5: DINDAS BM62 Handicap - 1400m

27 October 2024 - 15:45



Track Rating: Good 4, Weather: Fine, Rail Position: True

Section	Overall	1200m	1000m	800m	600m	400m	200m
Section Times	1:25.11 [3] (0:14.51)	1:10.60 [11] (0:11.63)	0:58.97 [10] (0:12.29)	0:46.68 [11] (0:12.19)	0:34.49 [10] (0:11.78)	0:22.71 [10] (0:11.14)	0:11.57 [9] (0:11.57)
Average Speed [km/h]	49.6	62.1	58.9	59.9	61.7	64.7	62.2
Top Speed [km/h]	64.1	64.4	61.7	63.2	63.0	65.7	64.0
Avg. Dist. to Rail [m]	12.8	3.6	3.1	2.2	2.0	8.1	8.6
Avg. Stride Freq. [Hz]	2.2	2.3	2.3	2.3	2.3	2.4	2.4
Avg. Stride Length [m]	6.1	7.3	7.3	7.2	7.3	7.5	7.3



- [] Ranking at each section and finish
- .-.- No data available at this section
- NA No data available



Horse/Jockey Name	Aitutaki
Final Rank	4
Fastest Section Time (Section)	0:11.28 (400m)
Top Speed [km/h] (Section)	64.7 (1200m)
Race State	Finished



Sunshine Coast QLD Professional

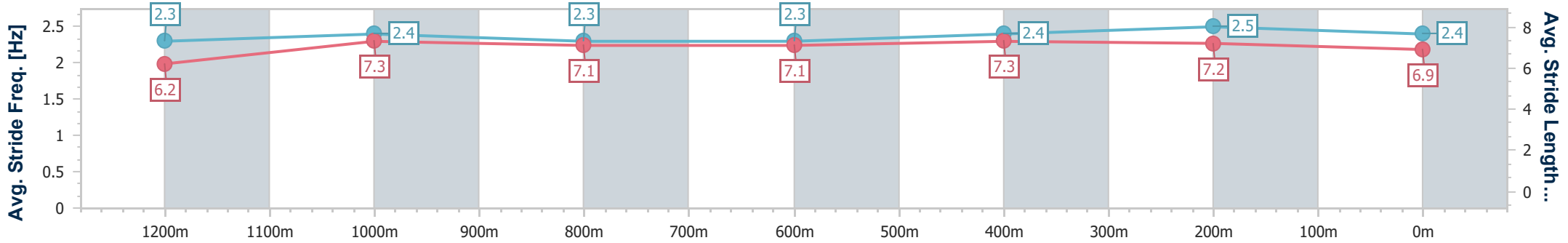
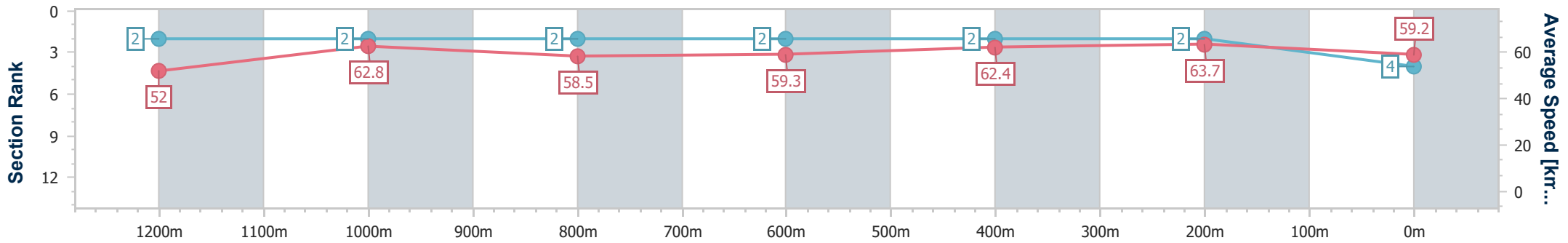
Race 5: DINDAS BM62 Handicap - 1400m

27 October 2024 - 15:45



Track Rating: Good 4, Weather: Fine, Rail Position: True

Section	Overall	1200m	1000m	800m	600m	400m	200m
Section Times	1:25.12 [4] (0:13.88)	1:11.24 [2] (0:11.46)	0:59.78 [2] (0:12.41)	0:47.37 [2] (0:12.26)	0:35.11 [2] (0:11.67)	0:23.44 [2] (0:11.28)	0:12.16 [2] (0:12.16)
Average Speed [km/h]	52.0	62.8	58.5	59.3	62.4	63.7	59.2
Top Speed [km/h]	63.3	64.7	60.4	61.1	64.5	64.5	62.7
Avg. Dist. to Rail [m]	11.3	5.5	3.8	2.3	1.4	2.7	3.2
Avg. Stride Freq. [Hz]	2.3	2.4	2.3	2.3	2.4	2.5	2.4
Avg. Stride Length [m]	6.2	7.3	7.1	7.1	7.3	7.2	6.9



- [] Ranking at each section and finish
- .-.- No data available at this section
- NA No data available



Horse/Jockey Name	Worth Avenue
Final Rank	5
Fastest Section Time (Section)	0:11.25 (400m)
Top Speed [km/h] (Section)	64.7 (400m)
Race State	Finished



Sunshine Coast QLD Professional

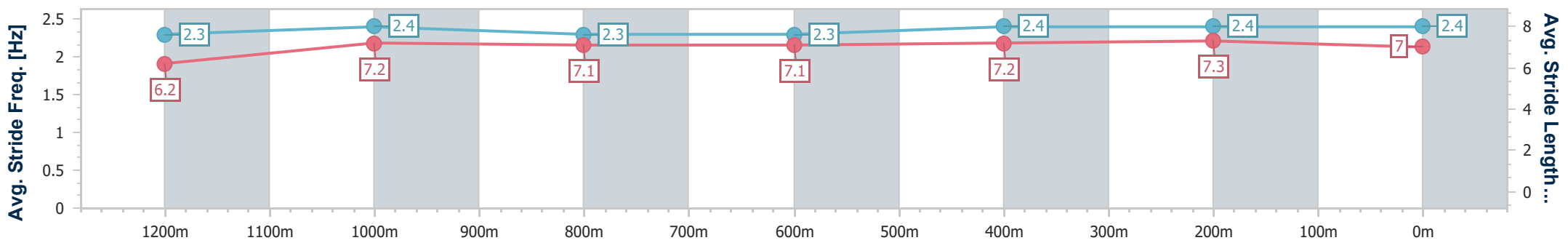
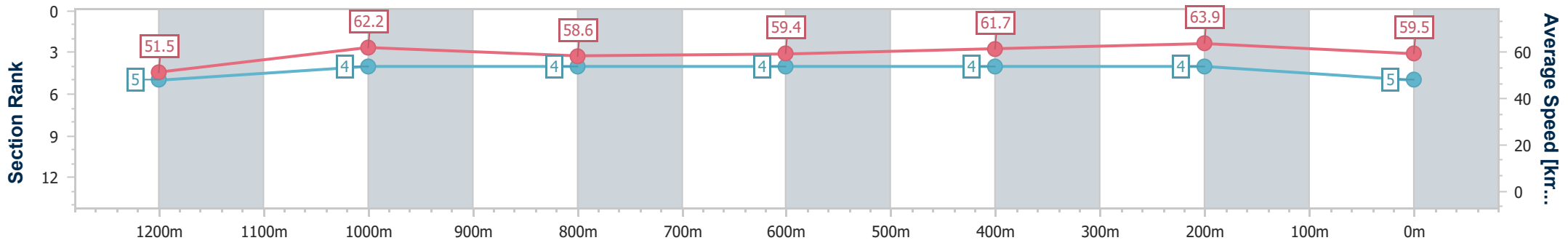
Race 5: DINDAS BM62 Handicap - 1400m

27 October 2024 - 15:45



Track Rating: Good 4, Weather: Fine, Rail Position: True

Section	Overall	1200m	1000m	800m	600m	400m	200m
Section Times	1:25.25 [5] (0:13.99)	1:11.26 [5] (0:11.57)	0:59.69 [4] (0:12.36)	0:47.33 [4] (0:12.22)	0:35.11 [4] (0:11.78)	0:23.33 [4] (0:11.25)	0:12.08 [4] (0:12.08)
Average Speed [km/h]	51.5	62.2	58.6	59.4	61.7	63.9	59.5
Top Speed [km/h]	64.1	64.1	61.0	61.5	63.2	64.7	63.0
Avg. Dist. to Rail [m]	5.3	2.8	2.2	1.5	1.4	2.4	3.5
Avg. Stride Freq. [Hz]	2.3	2.4	2.3	2.3	2.4	2.4	2.4
Avg. Stride Length [m]	6.2	7.2	7.1	7.1	7.2	7.3	7.0



- [] Ranking at each section and finish
- .-.- No data available at this section
- NA No data available



Horse/Jockey Name	Blue Chip Girl
Final Rank	6
Fastest Section Time (Section)	0:11.23 (400m)
Top Speed [km/h] (Section)	65.6 (400m)
Race State	Finished



Sunshine Coast QLD Professional

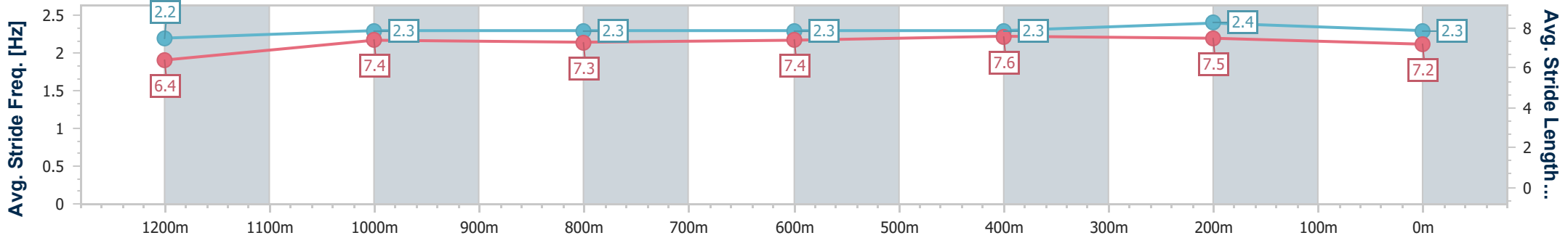
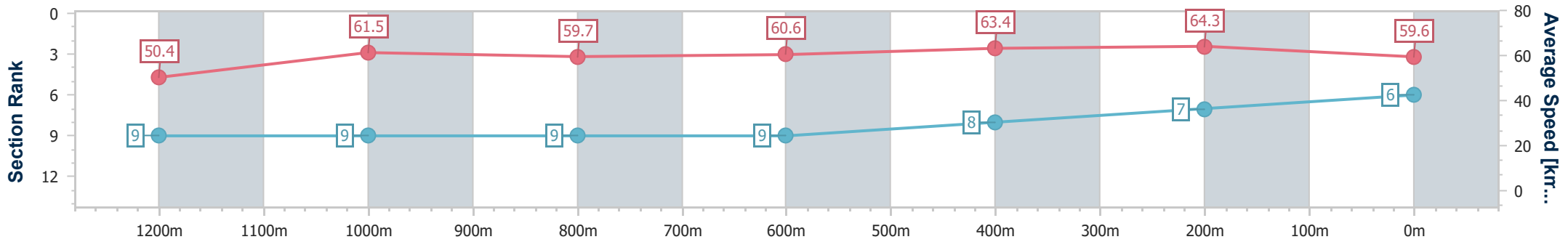
Race 5: DINDAS BM62 Handicap - 1400m

27 October 2024 - 15:45



Track Rating: Good 4, Weather: Fine, Rail Position: True

Section	Overall	1200m	1000m	800m	600m	400m	200m
Section Times	1:25.42 [6] (0:14.30)	1:11.12 [9] (0:11.70)	0:59.42 [9] (0:12.23)	0:47.19 [9] (0:12.25)	0:34.94 [9] (0:11.64)	0:23.30 [8] (0:11.23)	0:12.07 [7] (0:12.07)
Average Speed [km/h]	50.4	61.5	59.7	60.6	63.4	64.3	59.6
Top Speed [km/h]	62.6	63.2	62.2	63.2	64.9	65.6	63.1
Avg. Dist. to Rail [m]	10.4	4.6	4.2	5.1	3.9	6.9	6.5
Avg. Stride Freq. [Hz]	2.2	2.3	2.3	2.3	2.3	2.4	2.3
Avg. Stride Length [m]	6.4	7.4	7.3	7.4	7.6	7.5	7.2



- [] Ranking at each section and finish
- .-.- No data available at this section
- NA No data available



Horse/Jockey Name	Charlie's Case
Final Rank	7
Fastest Section Time (Section)	0:11.30 (400m)
Top Speed [km/h] (Section)	64.3 (400m)
Race State	Finished



Sunshine Coast QLD Professional

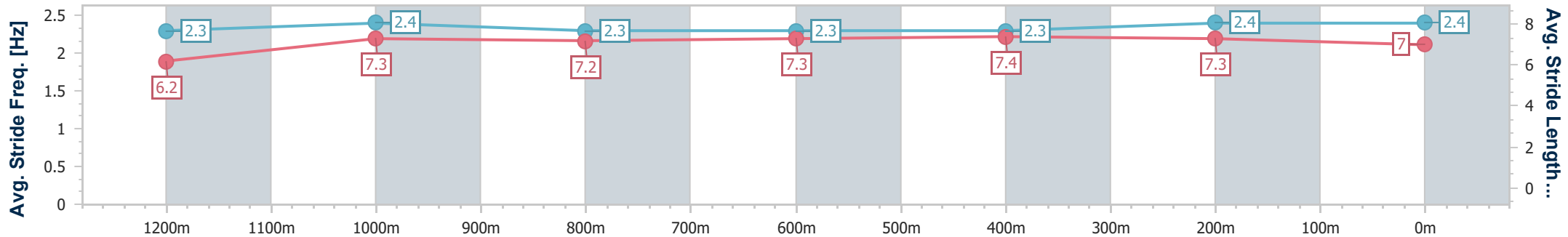
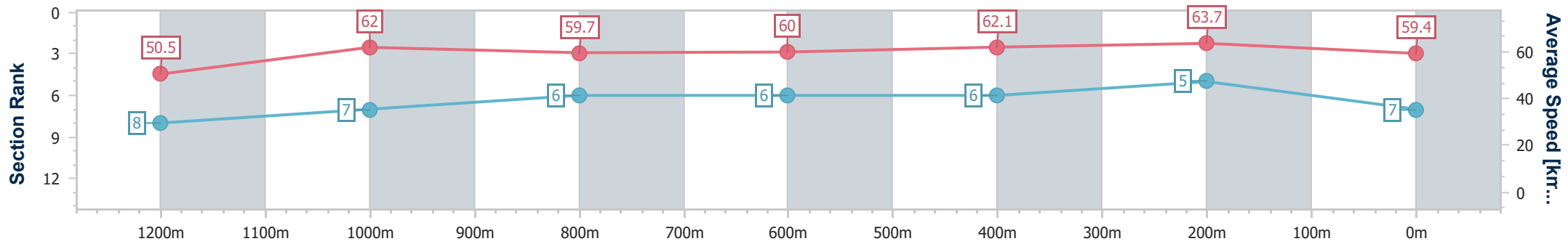
Race 5: DINDAS BM62 Handicap - 1400m

27 October 2024 - 15:45



Track Rating: Good 4, Weather: Fine, Rail Position: True

Section	Overall	1200m	1000m	800m	600m	400m	200m
Section Times	1:25.46 [7] (0:14.30)	1:11.16 [8] (0:11.61)	0:59.55 [7] (0:12.20)	0:47.35 [6] (0:12.17)	0:35.18 [6] (0:11.74)	0:23.44 [6] (0:11.30)	0:12.14 [5] (0:12.14)
Average Speed [km/h]	50.5	62.0	59.7	60.0	62.1	63.7	59.4
Top Speed [km/h]	62.2	62.9	60.8	62.2	63.4	64.3	62.1
Avg. Dist. to Rail [m]	10.4	5.0	3.9	2.8	2.5	6.0	6.0
Avg. Stride Freq. [Hz]	2.3	2.4	2.3	2.3	2.3	2.4	2.4
Avg. Stride Length [m]	6.2	7.3	7.2	7.3	7.4	7.3	7.0



- [] Ranking at each section and finish
- .-.- No data available at this section
- NA No data available



Horse/Jockey Name	Quest Of Quests
Final Rank	8
Fastest Section Time (Section)	0:11.34 (400m)
Top Speed [km/h] (Section)	64.5 (600m)
Race State	Finished



Sunshine Coast QLD Professional

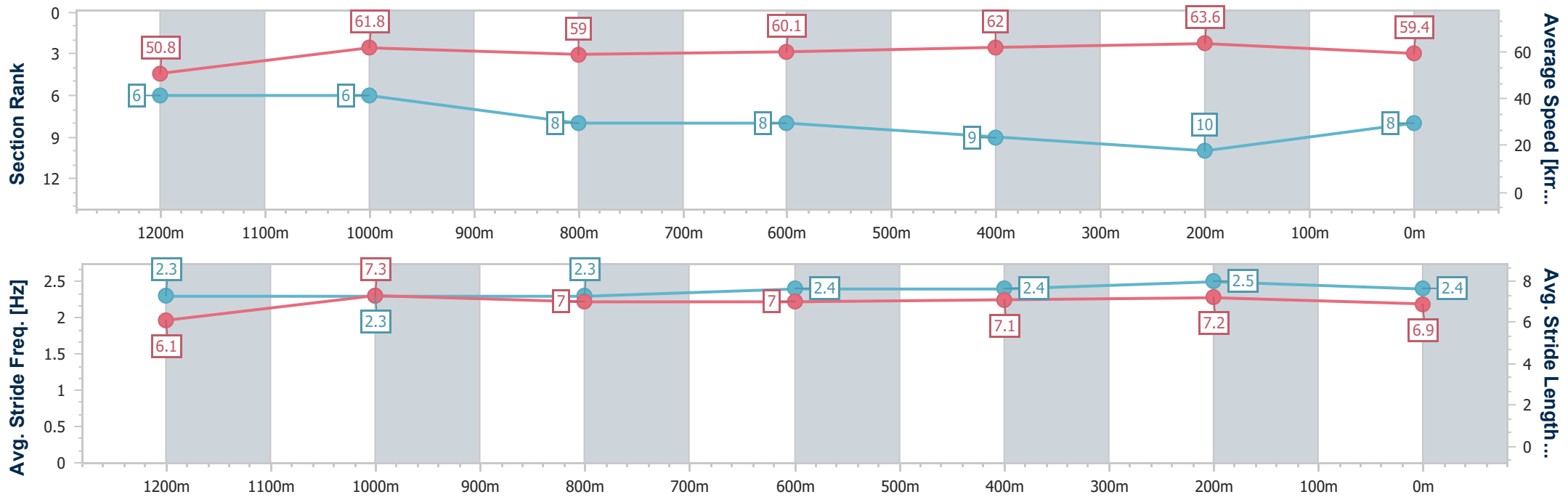
Race 5: DINDAS BM62 Handicap - 1400m

27 October 2024 - 15:45



Track Rating: Good 4, Weather: Fine, Rail Position: True

Section	Overall	1200m	1000m	800m	600m	400m	200m
Section Times	1:25.66 [8] (0:14.16)	1:11.50 [6] (0:11.66)	0:59.84 [6] (0:12.34)	0:47.50 [8] (0:12.19)	0:35.31 [8] (0:11.85)	0:23.46 [9] (0:11.34)	0:12.12 [10] (0:12.12)
Average Speed [km/h]	50.8	61.8	59.0	60.1	62.0	63.6	59.4
Top Speed [km/h]	61.3	64.1	61.2	63.7	64.5	64.2	62.9
Avg. Dist. to Rail [m]	9.3	3.8	3.1	3.4	3.3	7.4	8.2
Avg. Stride Freq. [Hz]	2.3	2.3	2.3	2.4	2.4	2.5	2.4
Avg. Stride Length [m]	6.1	7.3	7.0	7.0	7.1	7.2	6.9



- [] Ranking at each section and finish
- .-.- No data available at this section
- NA No data available



Horse/Jockey Name	Mehajir
Final Rank	9
Fastest Section Time (Section)	0:11.37 (400m)
Top Speed [km/h] (Section)	64.0 (400m)
Race State	Finished



Sunshine Coast QLD Professional

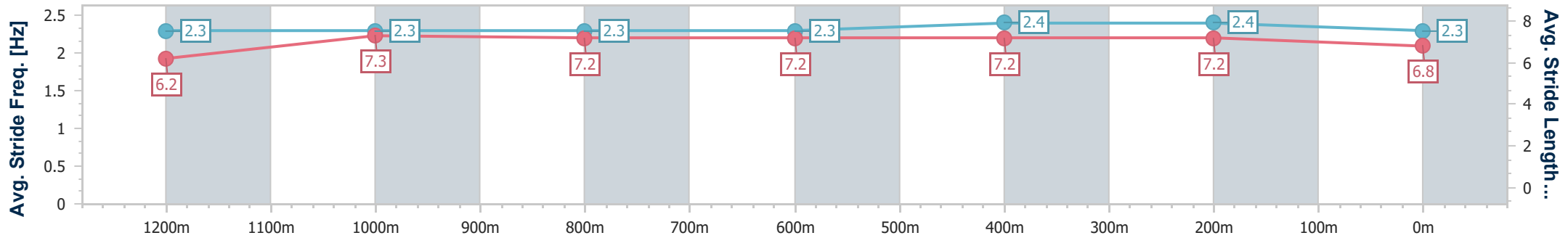
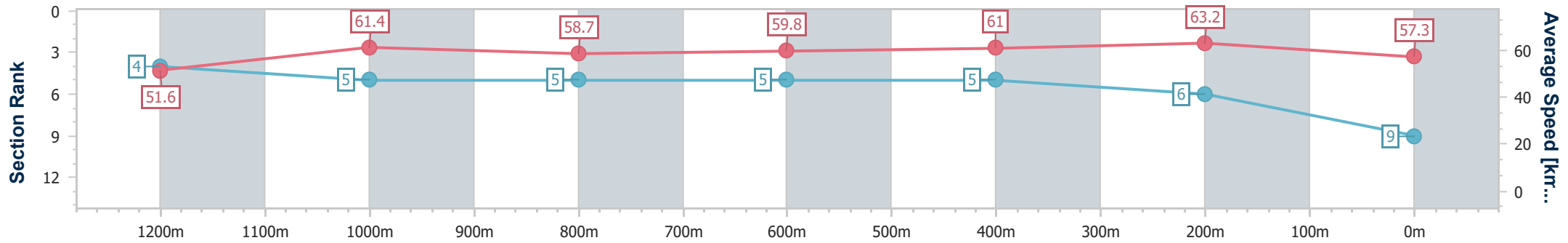
Race 5: DINDAS BM62 Handicap - 1400m

27 October 2024 - 15:45

Track Rating: Good 4, Weather: Fine, Rail Position: True



Section	Overall	1200m	1000m	800m	600m	400m	200m
Section Times	1:25.93 [9] (0:13.95)	1:11.98 [4] (0:11.73)	1:00.25 [5] (0:12.33)	0:47.92 [5] (0:12.14)	0:35.78 [5] (0:11.82)	0:23.96 [5] (0:11.37)	0:12.59 [6] (0:12.59)
Average Speed [km/h]	51.6	61.4	58.7	59.8	61.0	63.2	57.3
Top Speed [km/h]	63.7	62.8	60.1	61.4	62.8	64.0	61.3
Avg. Dist. to Rail [m]	6.4	3.5	2.4	1.1	0.3	3.3	4.8
Avg. Stride Freq. [Hz]	2.3	2.3	2.3	2.3	2.4	2.4	2.3
Avg. Stride Length [m]	6.2	7.3	7.2	7.2	7.2	7.2	6.8



- [] Ranking at each section and finish
- .-.- No data available at this section
- NA No data available



Horse/Jockey Name	Better Lad
Final Rank	10
Fastest Section Time (Section)	0:11.53 (1200m)
Top Speed [km/h] (Section)	64.5 (Overall)
Race State	Finished



Sunshine Coast QLD Professional

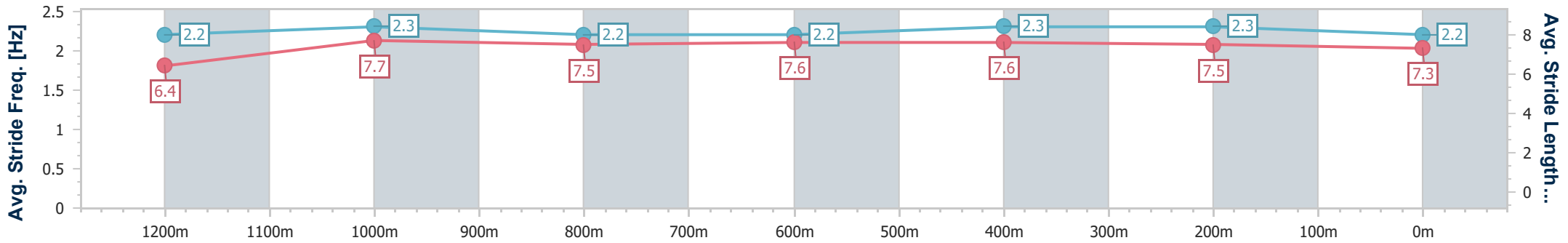
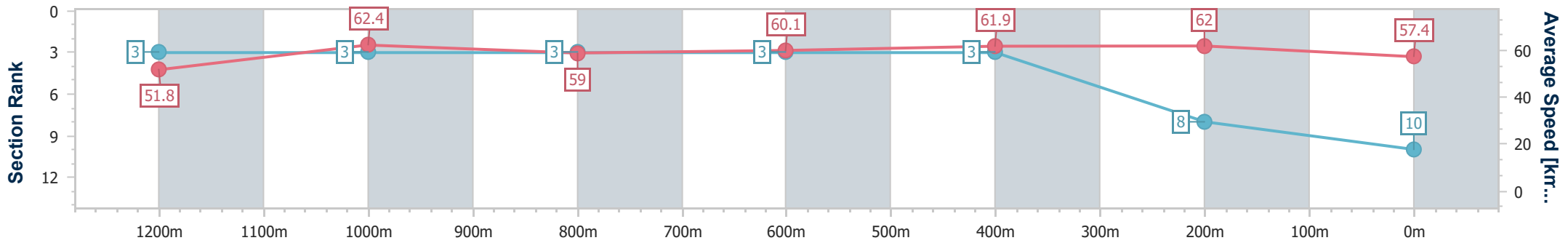
Race 5: DINDAS BM62 Handicap - 1400m

27 October 2024 - 15:45

Track Rating: Good 4, Weather: Fine, Rail Position: True



Section	Overall	1200m	1000m	800m	600m	400m	200m
Section Times	1:26.05 [10] (0:13.92)	1:12.13 [3] (0:11.53)	1:00.60 [3] (0:12.34)	0:48.26 [3] (0:12.24)	0:36.02 [3] (0:11.86)	0:24.16 [3] (0:11.63)	0:12.53 [8] (0:12.53)
Average Speed [km/h]	51.8	62.4	59.0	60.1	61.9	62.0	57.4
Top Speed [km/h]	64.5	64.3	60.3	62.3	62.7	62.9	60.1
Avg. Dist. to Rail [m]	7.6	4.7	4.4	3.7	3.5	5.8	5.5
Avg. Stride Freq. [Hz]	2.2	2.3	2.2	2.2	2.3	2.3	2.2
Avg. Stride Length [m]	6.4	7.7	7.5	7.6	7.6	7.5	7.3



- [] Ranking at each section and finish
- .-.- No data available at this section
- NA No data available



Horse/Jockey Name	Money Man
Final Rank	11
Fastest Section Time (Section)	0:11.62 (400m)
Top Speed [km/h] (Section)	65.6 (1200m)
Race State	Finished



Sunshine Coast QLD Professional

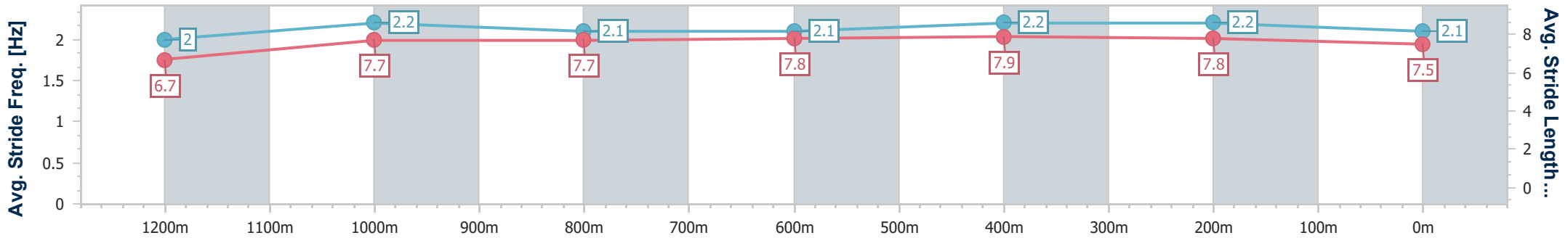
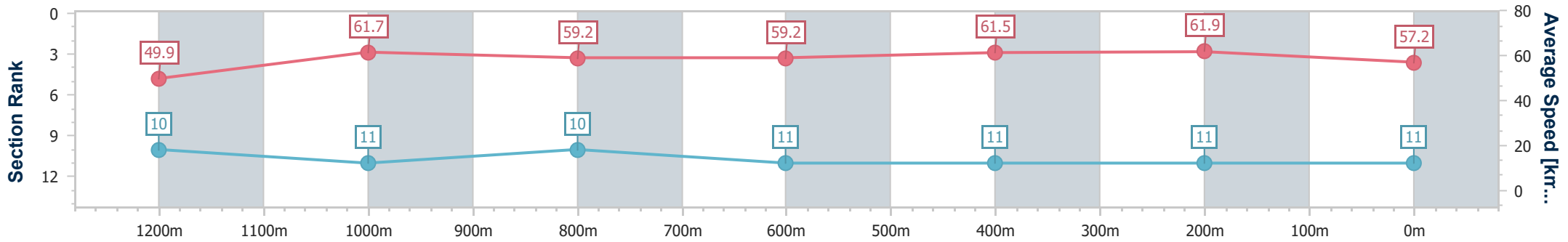
Race 5: DINDAS BM62 Handicap - 1400m

27 October 2024 - 15:45



Track Rating: Good 4, Weather: Fine, Rail Position: True

Section	Overall	1200m	1000m	800m	600m	400m	200m
Section Times	1:26.64 [11] (0:14.46)	1:12.18 [10] (0:11.68)	1:00.50 [11] (0:12.21)	0:48.29 [10] (0:12.30)	0:35.99 [11] (0:11.76)	0:24.23 [11] (0:11.62)	0:12.61 [11] (0:12.61)
Average Speed [km/h]	49.9	61.7	59.2	59.2	61.5	61.9	57.2
Top Speed [km/h]	64.5	65.6	62.3	61.6	62.6	62.8	60.1
Avg. Dist. to Rail [m]	11.7	2.3	2.2	1.7	1.1	2.4	1.8
Avg. Stride Freq. [Hz]	2.0	2.2	2.1	2.1	2.2	2.2	2.1
Avg. Stride Length [m]	6.7	7.7	7.7	7.8	7.9	7.8	7.5



- [] Ranking at each section and finish
- .-.- No data available at this section
- NA No data available



Sunshine Coast QLD Professional
Race 6: ITI - Innovative Timber Ideas QTIS Three-Years-Old Maiden Plate
- 1000m
27 October 2024 - 16:25



Track Rating: Good 4, Weather: Fine, Rail Position: True

Section											Last 600m		
Field Times		Overall	800m	600m	400m	200m						0:34.69	
		0:58.37 (0:13.15)	0:45.22 (0:10.53)	0:34.69 (0:11.10)	0:23.59 (0:11.27)	0:12.32 (0:12.32)							
Rank	TAB	Horse/Jockey	Barrier	Top Speed [km/h]	Fastest Section							Margin	Distance Travelled [m]
1	1	BOLD ARTIC Nikita Beriman	10	70.0 800m	0:10.53 800m	0:58.37 [1] (0:13.15)	0:45.22 [1] (0:10.53)	0:34.69 [1] (0:11.10)	0:23.59 [1] (0:11.27)	0:12.32 [1] (0:12.32)	0:58.37	0:34.69	
2	5	NOBLE DECREE Kyle Wilson-Taylor	5	69.1 800m	0:10.76 800m	0:58.45 [2] (0:13.41)	0:45.04 [6] (0:10.76)	0:34.28 [6] (0:11.13)	0:23.15 [5] (0:11.18)	0:11.97 [4] (0:11.97)	0.3L	0:34.28	+5
3	15	OOHLALOUVRE Robbie Dolan	17	68.1 800m	0:10.83 800m	0:58.50 [3] (0:14.03)	0:44.47 [10] (0:10.83)	0:33.64 [10] (0:11.09)	0:22.55 [10] (0:11.01)	0:11.54 [10] (0:11.54)	0.5L	0:33.64	+3
4	11	WATERTIGHT Andrew Mallyon	6	73.0 800m	0:10.54 800m	0:58.53 [4] (0:13.15)	0:45.38 [2] (0:10.54)	0:34.84 [2] (0:11.22)	0:23.62 [2] (0:11.21)	0:12.41 [2] (0:12.41)	0.6L	0:34.84	+0
5	18	BEE TWO Cody Collis	4	69.5 800m	0:10.63 800m	0:58.75 [5] (0:13.60)	0:45.15 [7] (0:10.63)	0:34.52 [7] (0:11.07)	0:23.45 [6] (0:11.23)	0:12.22 [5] (0:12.22)	1.9L	0:34.52	-1
6	12	APTERIA Dale Smith	2	69.4 800m	0:10.70 800m	0:58.88 [6] (0:13.26)	0:45.62 [3] (0:10.70)	0:34.92 [4] (0:11.10)	0:23.82 [3] (0:11.41)	0:12.41 [3] (0:12.41)	2.4L	0:34.92	+3
7	8	SIX OF WANDS Ryan Maloney	9	67.6 600m	0:10.88 800m	0:58.91 [7] (0:13.75)	0:45.16 [9] (0:10.88)	0:34.28 [9] (0:11.01)	0:23.27 [8] (0:11.26)	0:12.01 [7] (0:12.01)	2.6L	0:34.28	+0
8	19	SHE'S GOT GRACE Karl Zechner	13	69.7 800m	0:10.89 800m	0:59.03 [8] (0:13.71)	0:45.32 [8] (0:10.89)	0:34.43 [8] (0:11.13)	0:23.30 [9] (0:11.20)	0:12.10 [8] (0:12.10)	3.1L	0:34.43	+5
9	2	COOL RUNNING Emily Lang	3	67.3 800m	0:11.05 600m	0:59.67 [9] (0:14.22)	0:45.45 [11] (0:11.10)	0:34.35 [11] (0:11.05)	0:23.30 [11] (0:11.20)	0:12.10 [11] (0:12.10)	6.9L	0:34.35	+0
10	20	LADY ZAYDI Cejay Graham	1	69.0 800m	0:10.60 800m	0:59.71 [10] (0:13.32)	0:46.39 [5] (0:10.60)	0:35.79 [3] (0:11.15)	0:24.64 [4] (0:11.72)	0:12.92 [6] (0:12.92)	7.1L	0:35.79	-1

Scratched: Deputize (#17), Victoire D'amour (#16), French Empire (#3), Larado (#4), Rocky Reward (#6), Shipping Lane (#7), Skorpis Isle (#9), Tudaya (#10), Bank Book (#13), Hey Chardonnay (#14)

[] Ranking at each section and finish
 -:-:- No data available at this section
 NA No data available
 SCN Saddle cloth number
 DNF Did not finish
 DNT Did not track



Sunshine Coast QLD Professional
Race 6: ITI - Innovative Timber Ideas QTIS Three-Years-Old Maiden Plate
- 1000m
27 October 2024 - 16:25



Track Rating: Good 4, Weather: Fine, Rail Position: True

Section	Overall	800m	600m	400m	200m	Last 600m
Field Times	0:58.37 (0:13.15)	0:45.22 (0:10.53)	0:34.69 (0:11.10)	0:23.59 (0:11.27)	0:12.32 (0:12.32)	0:34.69

Rank	TAB	Horse/Jockey	Barrier	Top Speed [km/h]	Fastest Section	Margin	Distance Travelled [m]
11	21	CHILPUR	16	69.3	0:10.70	7.5L	+6
		Georgina Cartwright		800m	800m		

Scratched: Deputize (#17), Victoire D'amour (#16), French Empire (#3), Larado (#4), Rocky Reward (#6), Shipping Lane (#7), Skorpios Isle (#9), Tudaya (#10), Bank Book (#13), Hey Chardonnay (#14)

[] Ranking at each section and finish
 -:-:- No data available at this section
 NA No data available

SCN Saddle cloth number
 DNF Did not finish
 DNT Did not track



Horse/Jockey Name	Bold Artic
Final Rank	1
Fastest Section Time (Section)	0:10.53 (800m)
Top Speed [km/h] (Section)	70.0 (800m)
Race State	Finished



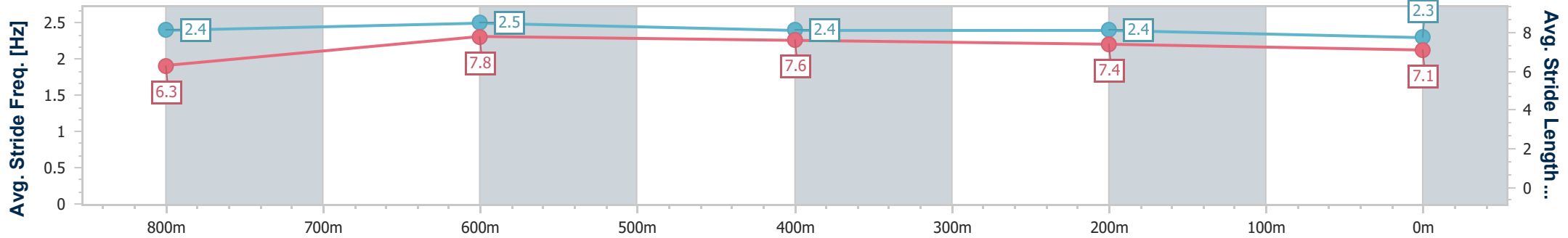
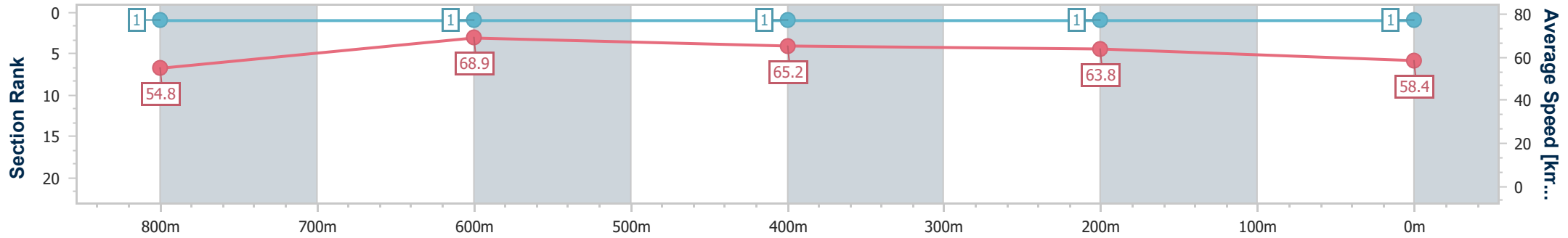
Sunshine Coast QLD Professional
 Race 6: ITI - Innovative Timber Ideas QTIS Three-Years-Old
 Maiden Plate - 1000m



27 October 2024 - 16:25

Track Rating: Good 4, Weather: Fine, Rail Position: True

Section	Overall	800m	600m	400m	200m
Section Times	0:58.37 [1] (0:13.15)	0:45.22 [1] (0:10.53)	0:34.69 [1] (0:11.10)	0:23.59 [1] (0:11.27)	0:12.32 [1] (0:12.32)
Average Speed [km/h]	54.8	68.9	65.2	63.8	58.4
Top Speed [km/h]	69.7	70.0	67.9	66.1	61.9
Avg. Dist. to Rail [m]	8.4	2.4	1.0	1.5	1.5
Avg. Stride Freq. [Hz]	2.4	2.5	2.4	2.4	2.3
Avg. Stride Length [m]	6.3	7.8	7.6	7.4	7.1



- [] Ranking at each section and finish
- .-.- No data available at this section
- NA No data available



Horse/Jockey Name	Noble Decree
Final Rank	2
Fastest Section Time (Section)	0:10.76 (800m)
Top Speed [km/h] (Section)	69.1 (800m)
Race State	Finished



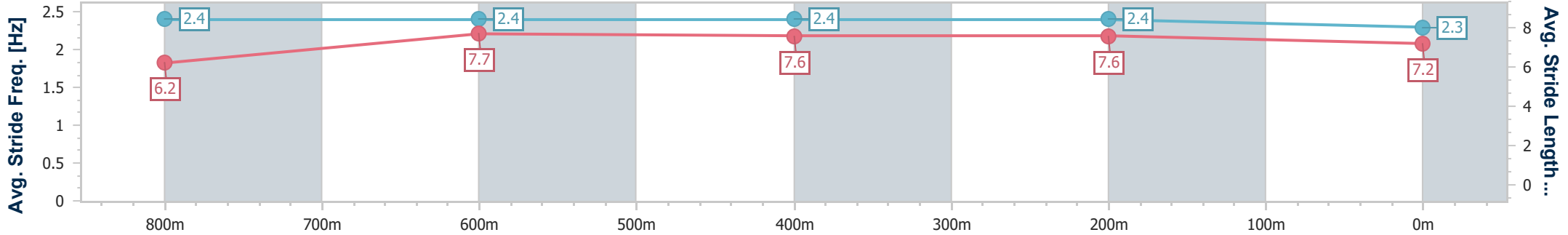
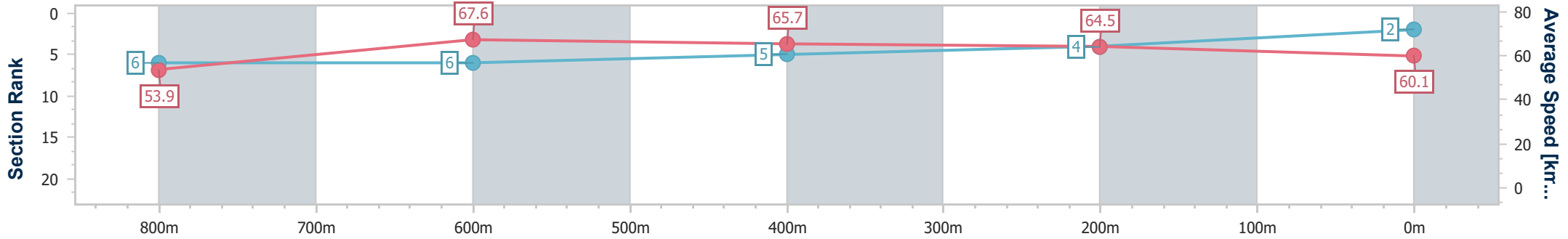
Sunshine Coast QLD Professional
 Race 6: ITI - Innovative Timber Ideas QTIS Three-Years-Old
 Maiden Plate - 1000m



27 October 2024 - 16:25

Track Rating: Good 4, Weather: Fine, Rail Position: True

Section	Overall	800m	600m	400m	200m
Section Times	0:58.45 [2] (0:13.41)	0:45.04 [6] (0:10.76)	0:34.28 [6] (0:11.13)	0:23.15 [5] (0:11.18)	0:11.97 [4] (0:11.97)
Average Speed [km/h]	53.9	67.6	65.7	64.5	60.1
Top Speed [km/h]	67.9	69.1	67.2	65.4	62.9
Avg. Dist. to Rail [m]	6.3	3.9	2.9	4.4	4.8
Avg. Stride Freq. [Hz]	2.4	2.4	2.4	2.4	2.3
Avg. Stride Length [m]	6.2	7.7	7.6	7.6	7.2



- [] Ranking at each section and finish
- .-.- No data available at this section
- NA No data available



Horse/Jockey Name	Oohlalouvre
Final Rank	3
Fastest Section Time (Section)	0:10.83 (800m)
Top Speed [km/h] (Section)	68.1 (800m)
Race State	Finished



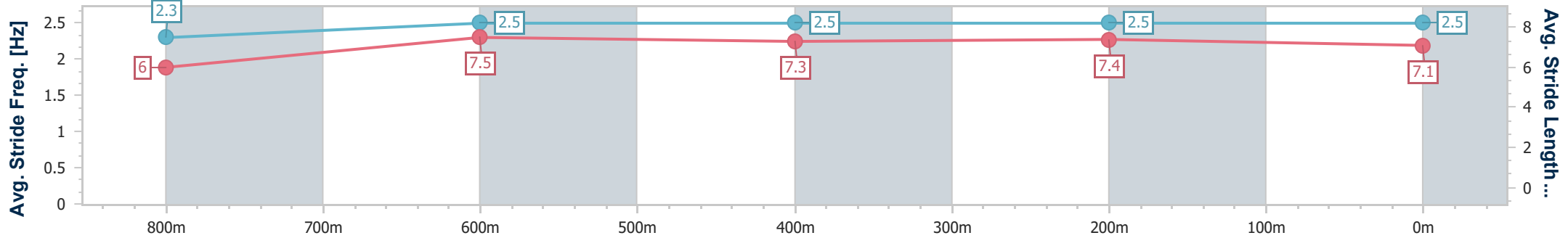
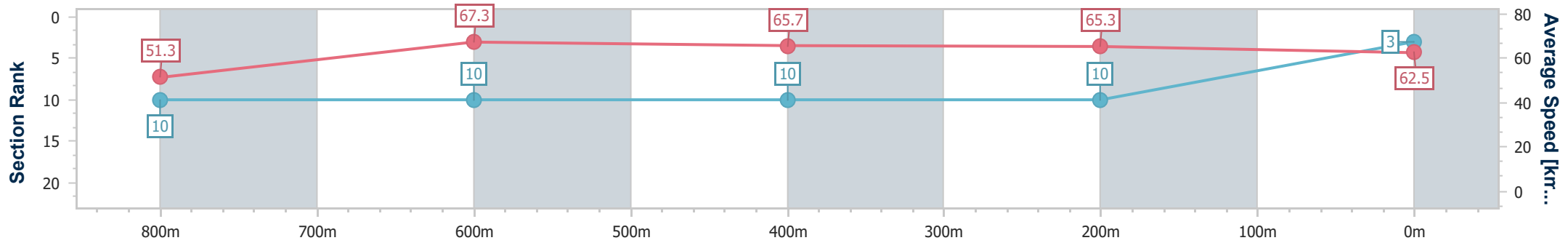
Sunshine Coast QLD Professional
 Race 6: ITI - Innovative Timber Ideas QTIS Three-Years-Old
 Maiden Plate - 1000m



27 October 2024 - 16:25

Track Rating: Good 4, Weather: Fine, Rail Position: True

Section	Overall	800m	600m	400m	200m
Section Times	0:58.50 [3] (0:14.03)	0:44.47 [10] (0:10.83)	0:33.64 [10] (0:11.09)	0:22.55 [10] (0:11.01)	0:11.54 [10] (0:11.54)
Average Speed [km/h]	51.3	67.3	65.7	65.3	62.5
Top Speed [km/h]	66.7	68.1	66.9	66.3	65.4
Avg. Dist. to Rail [m]	9.2	2.6	2.6	4.7	5.5
Avg. Stride Freq. [Hz]	2.3	2.5	2.5	2.5	2.5
Avg. Stride Length [m]	6.0	7.5	7.3	7.4	7.1



- [] Ranking at each section and finish
- .-.- No data available at this section
- NA No data available



Horse/Jockey Name	Watertight
Final Rank	4
Fastest Section Time (Section)	0:10.54 (800m)
Top Speed [km/h] (Section)	73.0 (800m)
Race State	Finished



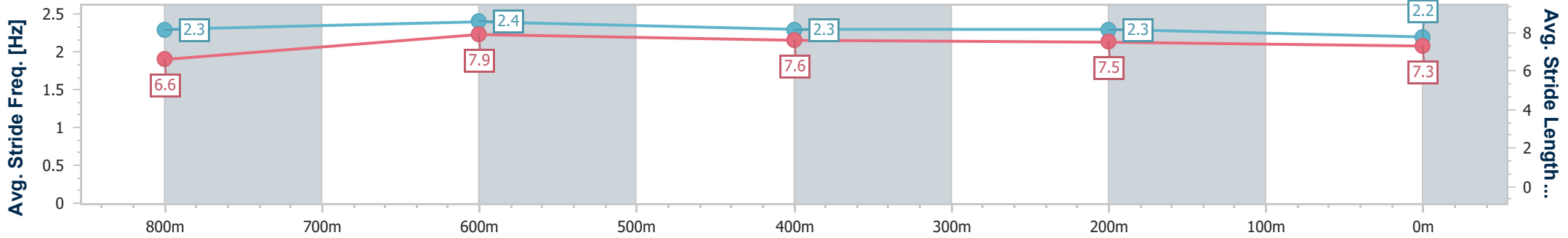
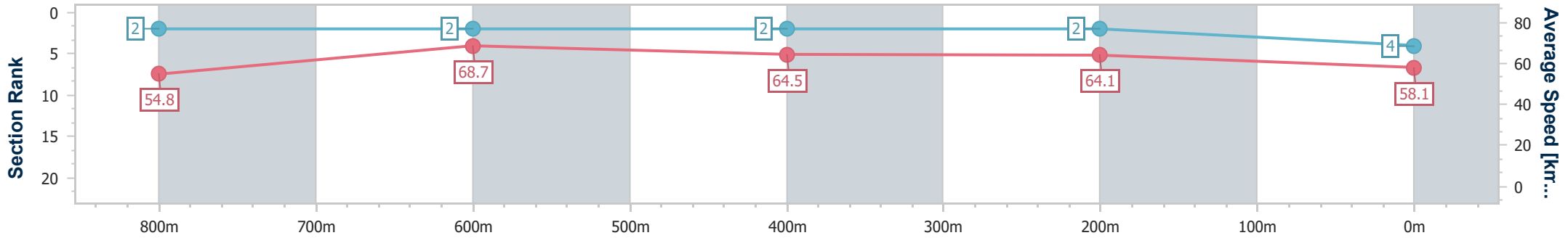
Sunshine Coast QLD Professional
 Race 6: ITI - Innovative Timber Ideas QTIS Three-Years-Old
 Maiden Plate - 1000m



27 October 2024 - 16:25

Track Rating: Good 4, Weather: Fine, Rail Position: True

Section	Overall	800m	600m	400m	200m
Section Times	0:58.53 [4] (0:13.15)	0:45.38 [2] (0:10.54)	0:34.84 [2] (0:11.22)	0:23.62 [2] (0:11.21)	0:12.41 [2] (0:12.41)
Average Speed [km/h]	54.8	68.7	64.5	64.1	58.1
Top Speed [km/h]	71.7	73.0	67.0	65.4	62.4
Avg. Dist. to Rail [m]	6.1	2.5	0.8	0.2	0.3
Avg. Stride Freq. [Hz]	2.3	2.4	2.3	2.3	2.2
Avg. Stride Length [m]	6.6	7.9	7.6	7.5	7.3



- [] Ranking at each section and finish
- .-.- No data available at this section
- NA No data available



Horse/Jockey Name	Bee Two
Final Rank	5
Fastest Section Time (Section)	0:10.63 (800m)
Top Speed [km/h] (Section)	69.5 (800m)
Race State	Finished



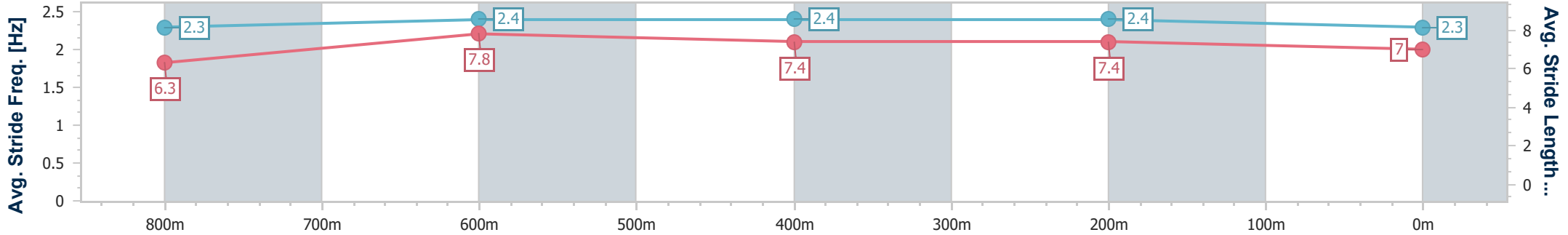
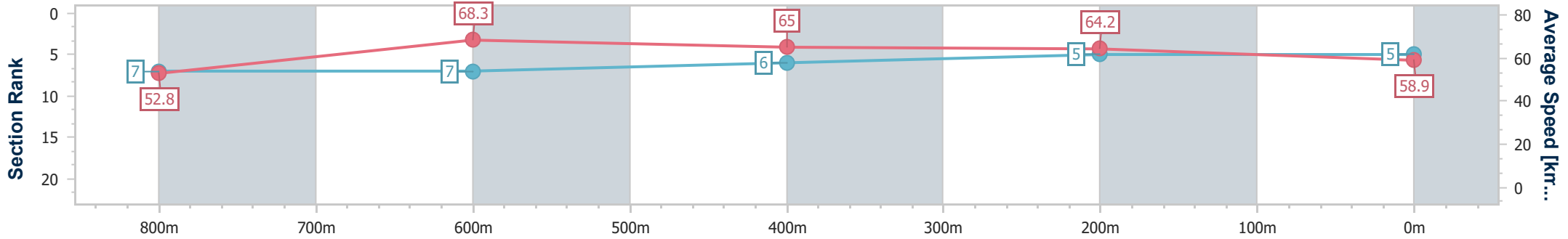
Sunshine Coast QLD Professional
 Race 6: ITI - Innovative Timber Ideas QTIS Three-Years-Old
 Maiden Plate - 1000m



27 October 2024 - 16:25

Track Rating: Good 4, Weather: Fine, Rail Position: True

Section	Overall	800m	600m	400m	200m
Section Times	0:58.75 [5] (0:13.60)	0:45.15 [7] (0:10.63)	0:34.52 [7] (0:11.07)	0:23.45 [6] (0:11.23)	0:12.22 [5] (0:12.22)
Average Speed [km/h]	52.8	68.3	65.0	64.2	58.9
Top Speed [km/h]	67.2	69.5	67.0	65.0	61.7
Avg. Dist. to Rail [m]	4.9	1.5	0.6	1.6	1.7
Avg. Stride Freq. [Hz]	2.3	2.4	2.4	2.4	2.3
Avg. Stride Length [m]	6.3	7.8	7.4	7.4	7.0



- [] Ranking at each section and finish
- .-.- No data available at this section
- NA No data available



Horse/Jockey Name	Apteria
Final Rank	6
Fastest Section Time (Section)	0:10.70 (800m)
Top Speed [km/h] (Section)	69.4 (800m)
Race State	Finished



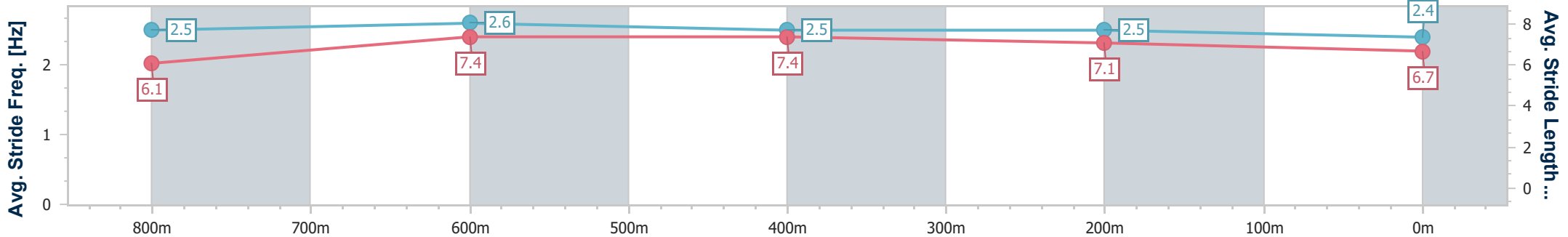
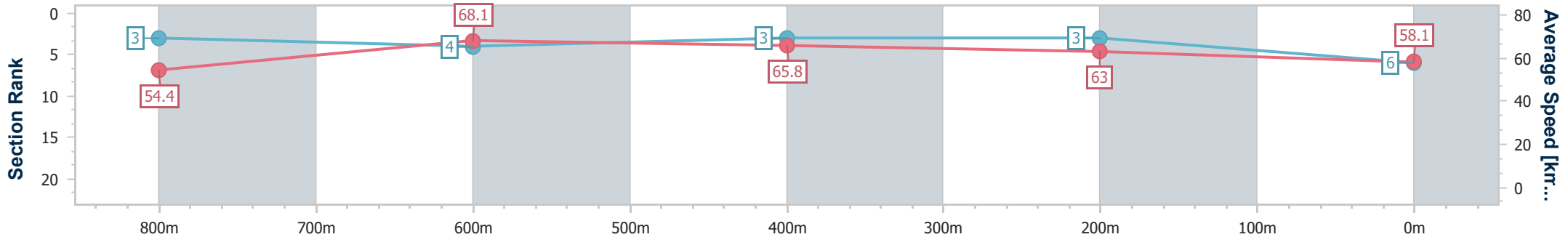
Sunshine Coast QLD Professional
 Race 6: ITI - Innovative Timber Ideas QTIS Three-Years-Old
 Maiden Plate - 1000m



27 October 2024 - 16:25

Track Rating: Good 4, Weather: Fine, Rail Position: True

Section	Overall	800m	600m	400m	200m
Section Times	0:58.88 [6] (0:13.26)	0:45.62 [3] (0:10.70)	0:34.92 [4] (0:11.10)	0:23.82 [3] (0:11.41)	0:12.41 [3] (0:12.41)
Average Speed [km/h]	54.4	68.1	65.8	63.0	58.1
Top Speed [km/h]	69.2	69.4	67.2	65.0	61.1
Avg. Dist. to Rail [m]	4.5	3.2	2.2	1.9	2.5
Avg. Stride Freq. [Hz]	2.5	2.6	2.5	2.5	2.4
Avg. Stride Length [m]	6.1	7.4	7.4	7.1	6.7



- [] Ranking at each section and finish
- .-.- No data available at this section
- NA No data available



Horse/Jockey Name	Six Of Wands
Final Rank	7
Fastest Section Time (Section)	0:10.88 (800m)
Top Speed [km/h] (Section)	67.6 (600m)
Race State	Finished



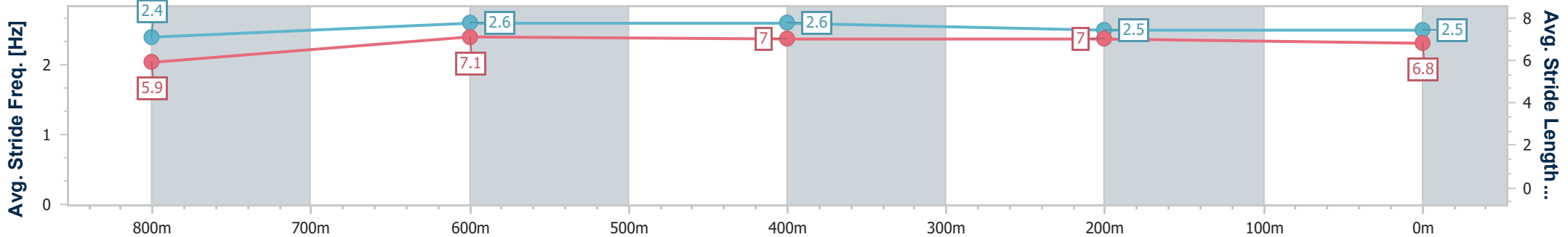
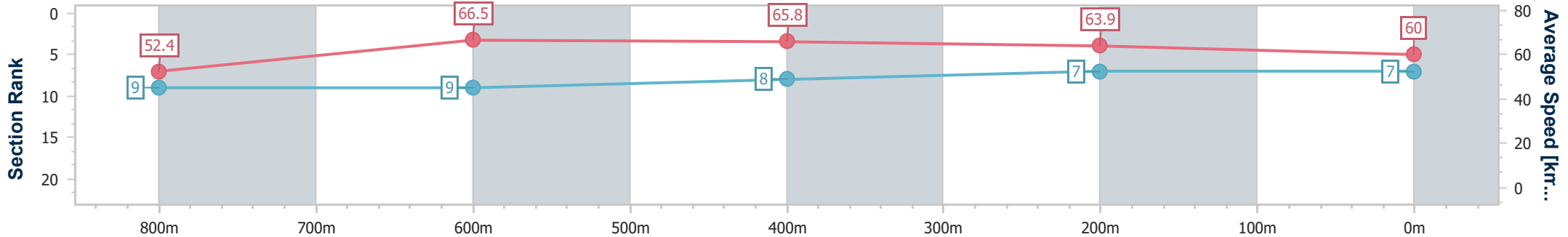
Sunshine Coast QLD Professional
 Race 6: ITI - Innovative Timber Ideas QTIS Three-Years-Old
 Maiden Plate - 1000m



27 October 2024 - 16:25

Track Rating: Good 4, Weather: Fine, Rail Position: True

Section	Overall	800m	600m	400m	200m
Section Times	0:58.91 [7] (0:13.75)	0:45.16 [9] (0:10.88)	0:34.28 [9] (0:11.01)	0:23.27 [8] (0:11.26)	0:12.01 [7] (0:12.01)
Average Speed [km/h]	52.4	66.5	65.8	63.9	60.0
Top Speed [km/h]	66.7	67.5	67.6	64.4	63.0
Avg. Dist. to Rail [m]	7.6	2.1	1.0	3.6	5.5
Avg. Stride Freq. [Hz]	2.4	2.6	2.6	2.5	2.5
Avg. Stride Length [m]	5.9	7.1	7.0	7.0	6.8



- [] Ranking at each section and finish
- .-.- No data available at this section
- NA No data available



Horse/Jockey Name	She's Got Grace
Final Rank	8
Fastest Section Time (Section)	0:10.89 (800m)
Top Speed [km/h] (Section)	69.7 (800m)
Race State	Finished



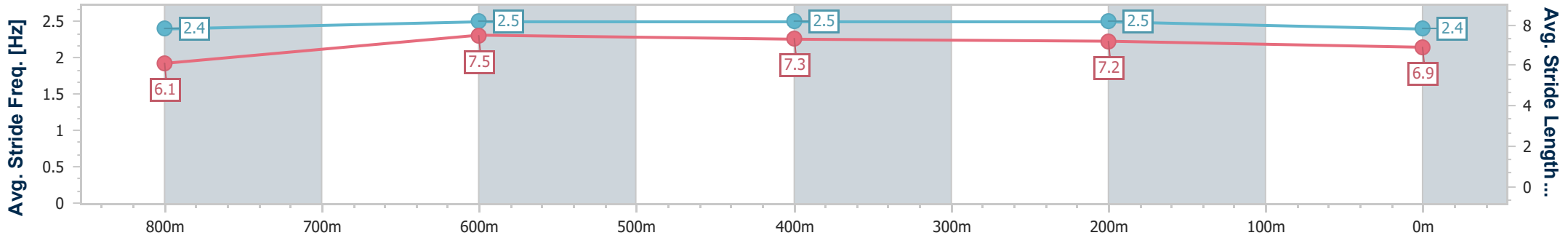
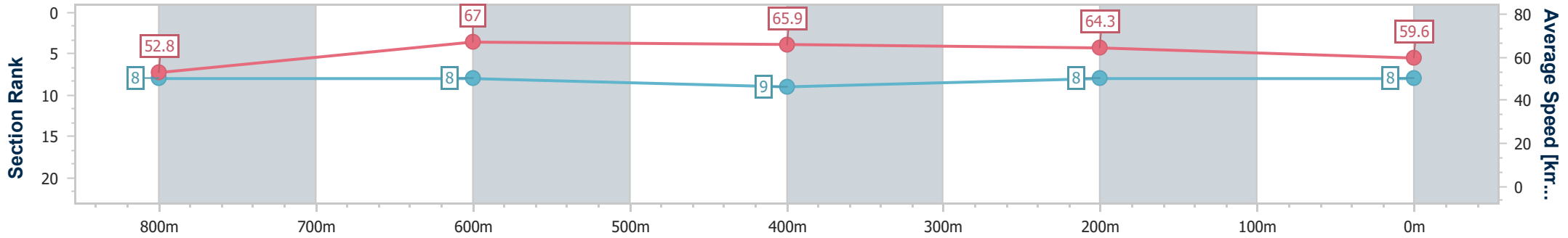
Sunshine Coast QLD Professional
 Race 6: ITI - Innovative Timber Ideas QTIS Three-Years-Old
 Maiden Plate - 1000m



27 October 2024 - 16:25

Track Rating: Good 4, Weather: Fine, Rail Position: True

Section	Overall	800m	600m	400m	200m
Section Times	0:59.03 [8] (0:13.71)	0:45.32 [8] (0:10.89)	0:34.43 [8] (0:11.13)	0:23.30 [9] (0:11.20)	0:12.10 [8] (0:12.10)
Average Speed [km/h]	52.8	67.0	65.9	64.3	59.6
Top Speed [km/h]	68.6	69.7	67.6	65.7	62.9
Avg. Dist. to Rail [m]	9.5	4.1	3.1	4.8	5.8
Avg. Stride Freq. [Hz]	2.4	2.5	2.5	2.5	2.4
Avg. Stride Length [m]	6.1	7.5	7.3	7.2	6.9



- [] Ranking at each section and finish
- .-.- No data available at this section
- NA No data available



Horse/Jockey Name	Cool Running
Final Rank	9
Fastest Section Time (Section)	0:11.05 (600m)
Top Speed [km/h] (Section)	67.3 (800m)
Race State	Finished



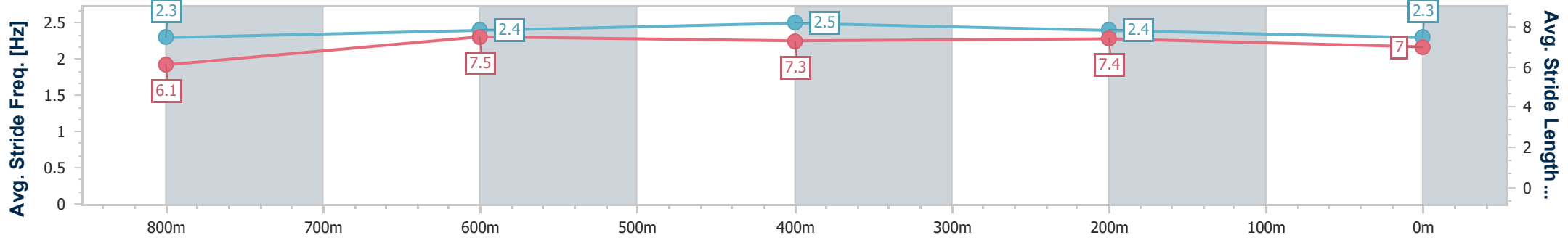
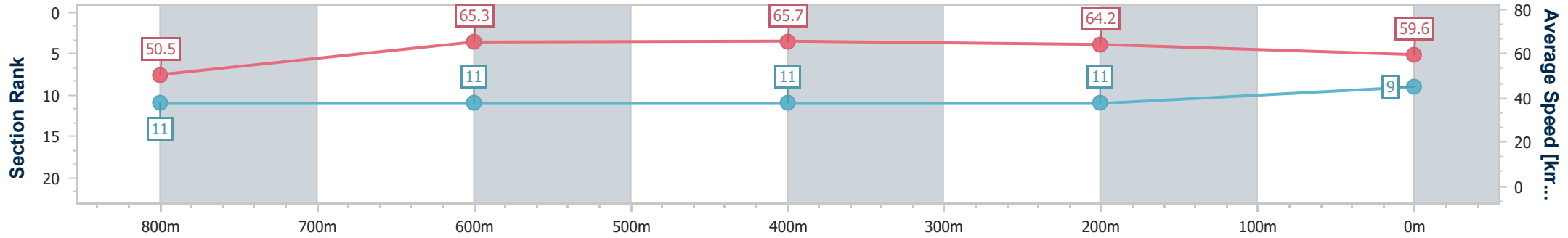
Sunshine Coast QLD Professional
 Race 6: ITI - Innovative Timber Ideas QTIS Three-Years-Old
 Maiden Plate - 1000m



27 October 2024 - 16:25

Track Rating: Good 4, Weather: Fine, Rail Position: True

Section	Overall	800m	600m	400m	200m
Section Times	0:59.67 [9] (0:14.22)	0:45.45 [11] (0:11.10)	0:34.35 [11] (0:11.05)	0:23.30 [11] (0:11.20)	0:12.10 [11] (0:12.10)
Average Speed [km/h]	50.5	65.3	65.7	64.2	59.6
Top Speed [km/h]	63.2	67.3	66.5	66.6	63.2
Avg. Dist. to Rail [m]	4.2	2.9	1.1	0.7	2.4
Avg. Stride Freq. [Hz]	2.3	2.4	2.5	2.4	2.3
Avg. Stride Length [m]	6.1	7.5	7.3	7.4	7.0



- [] Ranking at each section and finish
- .-.- No data available at this section
- NA No data available



Horse/Jockey Name	Lady Zaydi
Final Rank	10
Fastest Section Time (Section)	0:10.60 (800m)
Top Speed [km/h] (Section)	69.0 (800m)
Race State	Finished



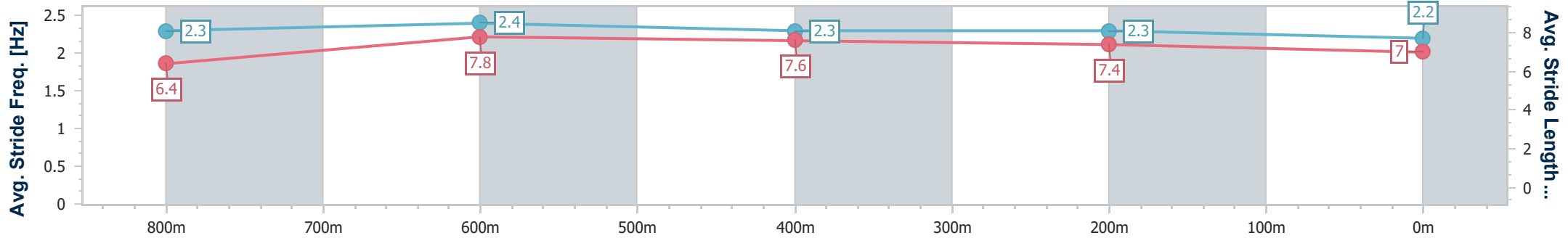
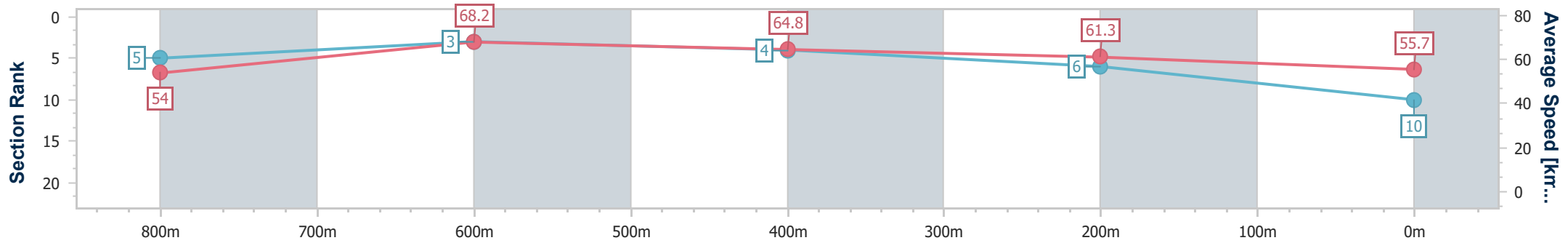
Sunshine Coast QLD Professional
 Race 6: ITI - Innovative Timber Ideas QTIS Three-Years-Old
 Maiden Plate - 1000m



27 October 2024 - 16:25

Track Rating: Good 4, Weather: Fine, Rail Position: True

Section	Overall	800m	600m	400m	200m
Section Times	0:59.71 [10] (0:13.32)	0:46.39 [5] (0:10.60)	0:35.79 [3] (0:11.15)	0:24.64 [4] (0:11.72)	0:12.92 [6] (0:12.92)
Average Speed [km/h]	54.0	68.2	64.8	61.3	55.7
Top Speed [km/h]	68.6	69.0	67.4	62.8	58.9
Avg. Dist. to Rail [m]	2.8	1.5	0.4	0.6	1.8
Avg. Stride Freq. [Hz]	2.3	2.4	2.3	2.3	2.2
Avg. Stride Length [m]	6.4	7.8	7.6	7.4	7.0



- [] Ranking at each section and finish
- .-.- No data available at this section
- NA No data available



Horse/Jockey Name	Chilpur
Final Rank	11
Fastest Section Time (Section)	0:10.70 (800m)
Top Speed [km/h] (Section)	69.3 (800m)
Race State	Finished



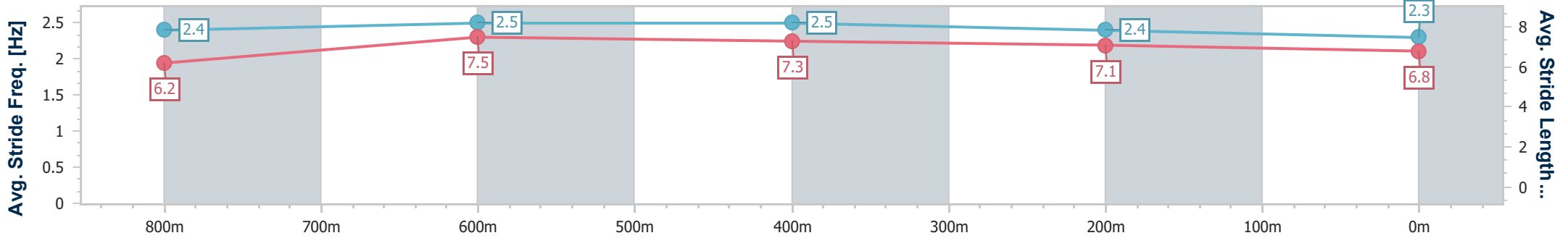
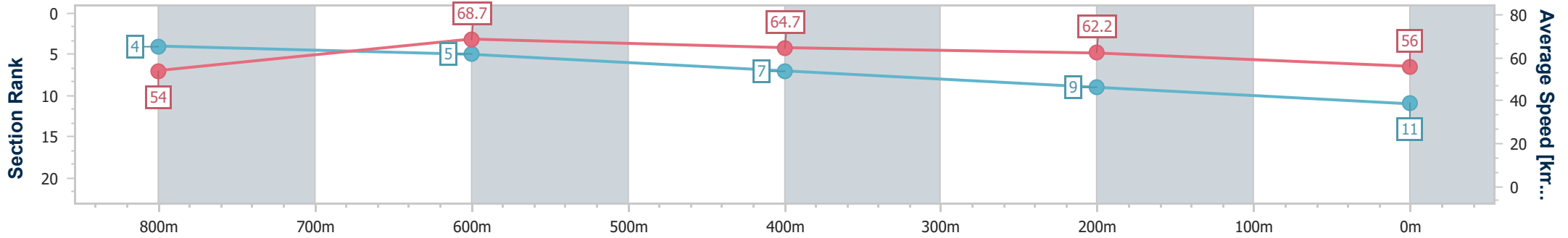
Sunshine Coast QLD Professional
 Race 6: ITI - Innovative Timber Ideas QTIS Three-Years-Old
 Maiden Plate - 1000m



27 October 2024 - 16:25

Track Rating: Good 4, Weather: Fine, Rail Position: True

Section	Overall	800m	600m	400m	200m
Section Times	0:59.81 [11] (0:13.31)	0:46.50 [4] (0:10.70)	0:35.80 [5] (0:11.35)	0:24.45 [7] (0:11.59)	0:12.86 [9] (0:12.86)
Average Speed [km/h]	54.0	68.7	64.7	62.2	56.0
Top Speed [km/h]	68.7	69.3	68.0	64.5	59.6
Avg. Dist. to Rail [m]	10.7	5.1	3.7	4.7	5.4
Avg. Stride Freq. [Hz]	2.4	2.5	2.5	2.4	2.3
Avg. Stride Length [m]	6.2	7.5	7.3	7.1	6.8



- [] Ranking at each section and finish
- .-.- No data available at this section
- NA No data available