



Townsville QLD Professional
Race 1: Ausnorth Building and Construction BENCHMARK 58 Handicap
- 1609m
26 October 2024 - 01:00



Track Rating: Good 4, Weather: Fine, Rail Position: True

Section														
Field Times	Overall	1400m	1200m	1000m	800m	600m	400m	Last 600m						
	58:55.99 (57:33.86)	1:22.13 (0:11.25)	1:10.88 (0:11.32)	0:59.56 (0:11.33)	0:48.23 (0:11.22)	0:37.01 (0:11.73)	0:25.28 (0:12.17)	0:37.01						
Rank	TAB	Horse/Jockey	Barrier	Top Speed [km/h]	Fastest Section	Overall	1400m	1200m	1000m	800m	600m	400m	Last 600m	Distance Travelled [m]
1	5	THE REAL THING Pietro Romeo	9	65.3 800m	0:11.23 800m	58:55.99 [1] (57:33.86)	1:22.13 [1] (0:11.28)	1:10.85 [2] (0:11.36)	0:59.49 [2] (0:11.40)	0:48.09 [2] (0:11.23)	0:36.86 [2] (0:11.62)	0:25.24 [2] (0:12.13)	0:36.86	
2	1	TAVISTEEL Gabrielle Semmens	1	65.2 1200m	0:11.24 1200m	58:56.04 [2] (57:34.19)	1:21.85 [3] (0:11.36)	1:10.49 [3] (0:11.24)	0:59.25 [3] (0:11.42)	0:47.83 [3] (0:11.28)	0:36.55 [3] (0:11.62)	0:24.93 [3] (0:12.11)	0:36.55	-6
3	2	GOING NUCLEAR Scott Sheargold	5	65.4 800m	0:11.21 800m	58:56.09 [3] (57:34.30)	1:21.79 [4] (0:11.35)	1:10.44 [5] (0:11.43)	0:59.01 [5] (0:11.51)	0:47.50 [5] (0:11.21)	0:36.29 [5] (0:11.49)	0:24.80 [4] (0:12.03)	0:36.29	-4
4	9	PLUCKERCARN Chris Whiteley	7	67.3 600m	0:11.24 600m	58:56.22 [4] (57:34.51)	1:21.71 [8] (0:11.74)	1:09.97 [9] (0:11.35)	0:58.62 [9] (0:11.60)	0:47.02 [9] (0:11.29)	0:35.73 [9] (0:11.24)	0:24.49 [6] (0:11.81)	0:35.73	+5
5	3	READY TO PARDON Nathan Day	6	64.8 800m	0:11.18 1400m	58:56.42 [5] (57:33.93)	1:22.49 [2] (0:11.18)	1:11.31 [1] (0:11.32)	0:59.99 [1] (0:11.33)	0:48.66 [1] (0:11.22)	0:37.44 [1] (0:11.73)	0:25.71 [1] (0:12.25)	0:37.44	-7
6	4	KELLERS SHELTER Lacey Morrison	8	64.9 1400m	0:11.29 1200m	58:56.72 [6] (57:34.77)	1:21.95 [9] (0:11.35)	1:10.60 [8] (0:11.29)	0:59.31 [8] (0:11.55)	0:47.76 [8] (0:11.45)	0:36.31 [8] (0:11.75)	0:24.56 [9] (0:11.97)	0:36.31	-2
7	8	BRAND NEW Chelsea Jokic	3	64.3 1200m	0:11.30 1200m	58:56.76 [7] (57:34.49)	1:22.27 [7] (0:11.49)	1:10.78 [7] (0:11.30)	0:59.48 [7] (0:11.48)	0:48.00 [7] (0:11.43)	0:36.57 [7] (0:11.67)	0:24.90 [7] (0:12.16)	0:36.57	-1
8	6	PROSPETTIVA Jackson Murphy	2	65.0 1200m	0:11.30 1200m	58:56.86 [8] (57:34.48)	1:22.38 [6] (0:11.44)	1:10.94 [6] (0:11.30)	0:59.64 [6] (0:11.50)	0:48.14 [6] (0:11.44)	0:36.70 [6] (0:11.76)	0:24.94 [8] (0:12.11)	0:36.70	-9
9	7	OODLES Michael Murphy	4	67.3 1400m	0:11.11 1400m	58:57.34 [9] (57:34.47)	1:22.87 [5] (0:11.11)	1:11.76 [4] (0:11.32)	1:00.44 [4] (0:11.44)	0:49.00 [4] (0:11.34)	0:37.66 [4] (0:11.92)	0:25.74 [5] (0:12.46)	0:37.66	+1

[] Ranking at each section and finish
 -:-:- No data available at this section
 NA No data available

SCN Saddle cloth number
 DNF Did not finish
 DNT Did not track



Townsville QLD Professional

Race 1: Ausnorth Building and Construction BENCHMARK 58 Handicap - 1609m

26 October 2024 - 01:00



Track Rating: Good 4, Weather: Fine, Rail Position: True

Section				200m				Last 600m	
Field Times				0:13.11 (0:13.11)				0:37.01	
Rank	TAB	Horse/Jockey	Barrier	Top Speed [km/h]	Fastest Section	Margin			Distance Travelled [m]
1	5	THE REAL THING Pietro Romeo	9	65.3 800m	0:11.23 800m	0:13.11 [1] (0:13.11)	58:55.99		0:36.86
2	1	TAVISTEEL Gabrielle Semmens	1	65.2 1200m	0:11.24 1200m	0:12.82 [3] (0:12.82)	0.31L		0:36.55 -6
3	2	GOING NUCLEAR Scott Sheargold	5	65.4 800m	0:11.21 800m	0:12.77 [4] (0:12.77)	0.58L		0:36.29 -4
4	9	PLUCKERCARN Chris Whiteley	7	67.3 600m	0:11.24 600m	0:12.68 [5] (0:12.68)	1.35L		0:35.73 +5
5	3	READY TO PARDON Nathan Day	6	64.8 800m	0:11.18 1400m	0:13.46 [2] (0:13.46)	2.53L		0:37.44 -7
6	4	KELLERS SHELTER Lacey Morrison	8	64.9 1400m	0:11.29 1200m	0:12.59 [9] (0:12.59)	4.32L		0:36.31 -2
7	8	BRAND NEW Chelsea Jokic	3	64.3 1200m	0:11.30 1200m	0:12.74 [6] (0:12.74)	4.52L		0:36.57 -1
8	6	PROSPETTIVA Jackson Murphy	2	65.0 1200m	0:11.30 1200m	0:12.83 [7] (0:12.83)	5.15L		0:36.70 -9
9	7	OODLES Michael Murphy	4	67.3 1400m	0:11.11 1400m	0:13.28 [8] (0:13.28)	7.94L		0:37.66 +1

[] Ranking at each section and finish
 -:-:- No data available at this section
 NA No data available

SCN Saddle cloth number
 DNF Did not finish
 DNT Did not track



Horse/Jockey Name	The Real Thing
Final Rank	1
Fastest Section Time (Section)	0:11.23 (800m)
Top Speed [km/h] (Section)	65.3 (800m)
Race State	Finished



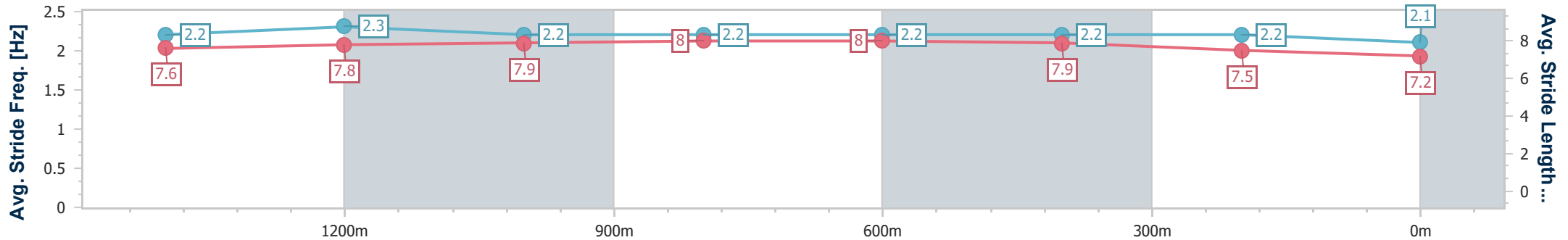
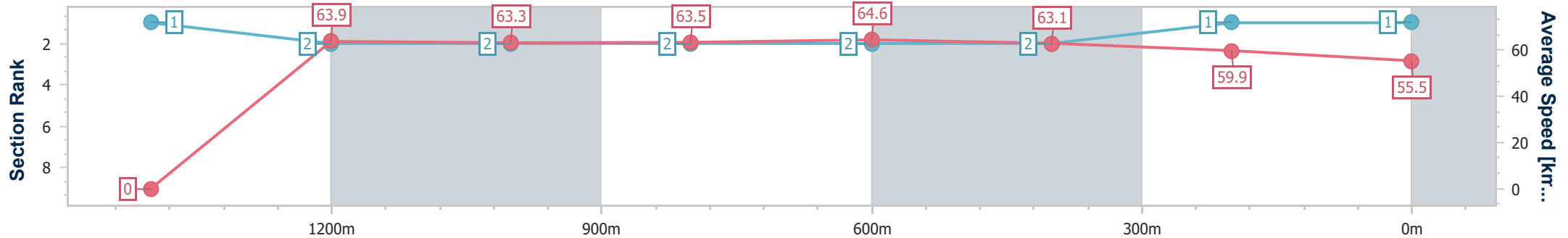
Townsville QLD Professional
 Race 1: Ausnorth Building and Construction BENCHMARK 58
 Handicap - 1609m



26 October 2024 - 01:00

Track Rating: Good 4, Weather: Fine, Rail Position: True

Section	Overall	1400m	1200m	1000m	800m	600m	400m	200m
Section Times	58:55.99 [1] (57:33.86)	1:22.13 [1] (0:11.28)	1:10.85 [2] (0:11.36)	0:59.49 [2] (0:11.40)	0:48.09 [2] (0:11.23)	0:36.86 [2] (0:11.62)	0:25.24 [2] (0:12.13)	0:13.11 [1] (0:13.11)
Average Speed [km/h]	0.0	63.9	63.3	63.5	64.6	63.1	59.9	55.5
Top Speed [km/h]	63.7	64.8	63.7	64.6	65.3	64.5	61.8	58.0
Avg. Dist. to Rail [m]	7.5	0.2	0.6	0.8	1.8	3.5	5.0	5.5
Avg. Stride Freq. [Hz]	2.2	2.3	2.2	2.2	2.2	2.2	2.2	2.1
Avg. Stride Length [m]	7.6	7.8	7.9	8.0	8.0	7.9	7.5	7.2



- [] Ranking at each section and finish
- .-.- No data available at this section
- NA No data available



Horse/Jockey Name	Tavistee
Final Rank	2
Fastest Section Time (Section)	0:11.24 (1200m)
Top Speed [km/h] (Section)	65.2 (1200m)
Race State	Finished



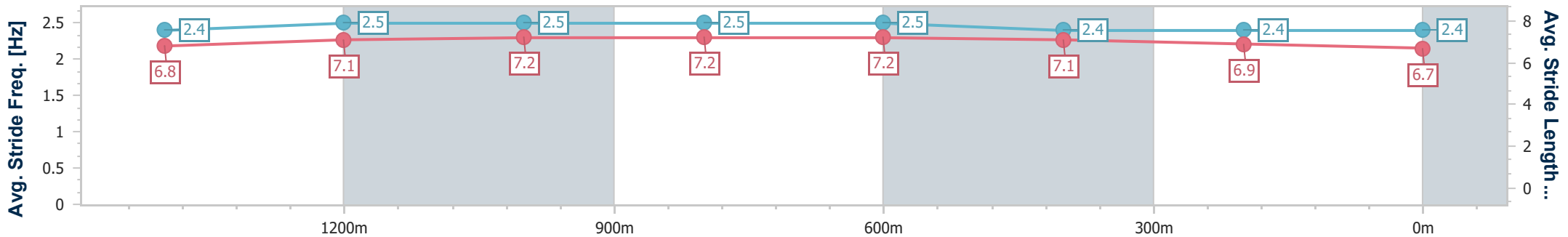
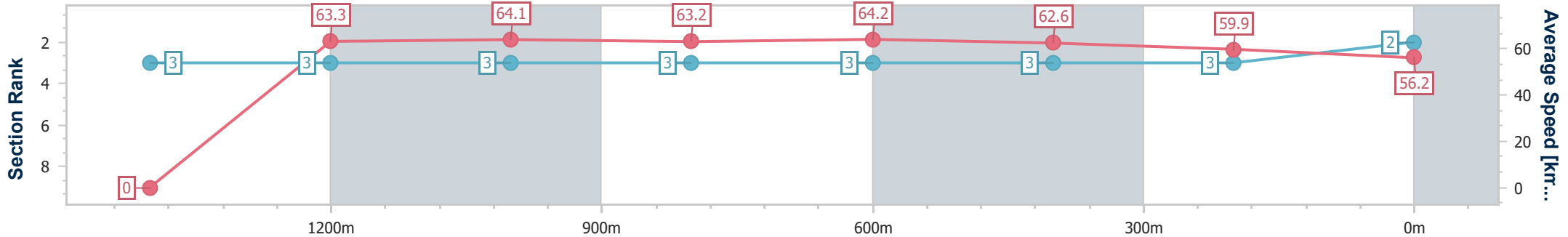
Townsville QLD Professional
Race 1: Ausnorth Building and Construction BENCHMARK 58
Handicap - 1609m



26 October 2024 - 01:00

Track Rating: Good 4, Weather: Fine, Rail Position: True

Section	Overall	1400m	1200m	1000m	800m	600m	400m	200m					
Section Times	58:56.04 [2] (57:34.19)	1:21.85 [3] (0:11.36)	1:10.49 [3] (0:11.24)	0:59.25 [3] (0:11.42)	0:47.83 [3] (0:11.28)	0:36.55 [3] (0:11.62)	0:24.93 [3] (0:12.11)	0:12.82 [3] (0:12.82)					
Average Speed [km/h]	0.0	63.3	64.1	63.2	64.2	62.6	59.9	56.2					
Top Speed [km/h]	62.2	65.1	65.2	64.6	64.7	63.7	62.3	58.9					
Avg. Dist. to Rail [m]	2.8	0.2	0.3	0.5	1.0	2.3	5.5	9.2					
Avg. Stride Freq. [Hz]	2.4	2.5	2.5	2.5	2.5	2.4	2.4	2.4					
Avg. Stride Length [m]	6.8	7.1	7.2	7.2	7.2	7.1	6.9	6.7					



- [] Ranking at each section and finish
- .-.- No data available at this section
- NA No data available



Horse/Jockey Name	Going Nuclear
Final Rank	3
Fastest Section Time (Section)	0:11.21 (800m)
Top Speed [km/h] (Section)	65.4 (800m)
Race State	Finished



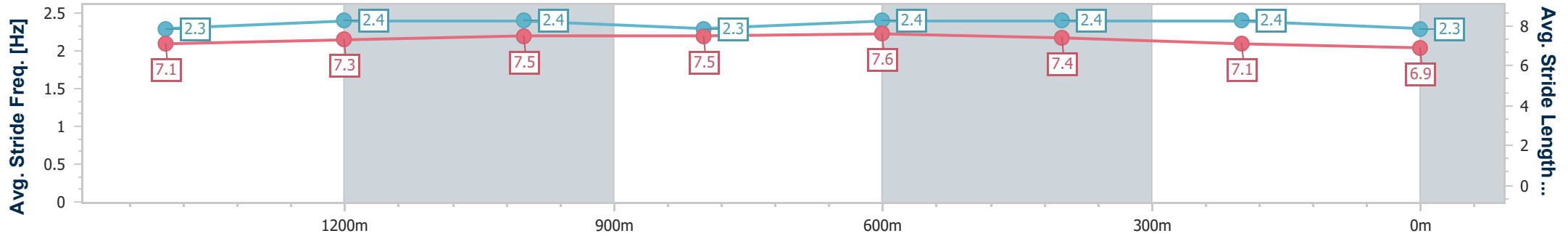
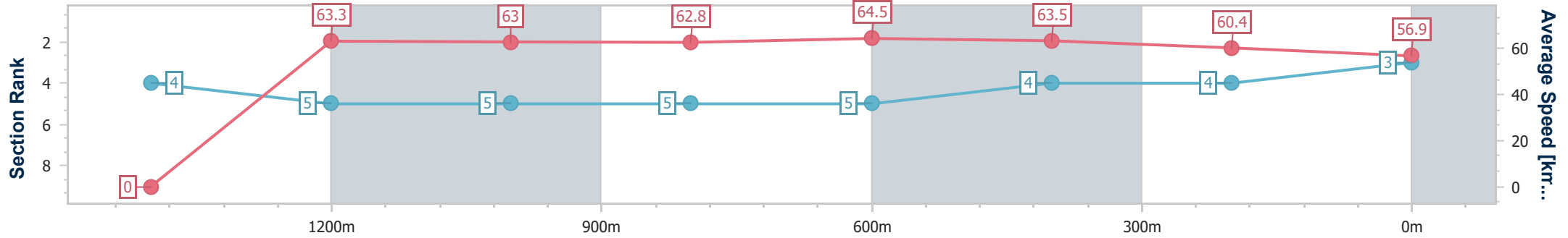
Townsville QLD Professional
Race 1: Ausnorth Building and Construction BENCHMARK 58
Handicap - 1609m



26 October 2024 - 01:00

Track Rating: Good 4, Weather: Fine, Rail Position: True

Section	Overall	1400m	1200m	1000m	800m	600m	400m	200m
Section Times	58:56.09 [3] (57:34.30)	1:21.79 [4] (0:11.35)	1:10.44 [5] (0:11.43)	0:59.01 [5] (0:11.51)	0:47.50 [5] (0:11.21)	0:36.29 [5] (0:11.49)	0:24.80 [4] (0:12.03)	0:12.77 [4] (0:12.77)
Average Speed [km/h]	0.0	63.3	63.0	62.8	64.5	63.5	60.4	56.9
Top Speed [km/h]	61.9	65.4	64.8	64.3	65.4	64.9	63.6	58.7
Avg. Dist. to Rail [m]	3.8	0.4	0.7	0.5	0.8	2.6	6.8	10.6
Avg. Stride Freq. [Hz]	2.3	2.4	2.4	2.3	2.4	2.4	2.4	2.3
Avg. Stride Length [m]	7.1	7.3	7.5	7.5	7.6	7.4	7.1	6.9



- [] Ranking at each section and finish
- .-.- No data available at this section
- NA No data available



Horse/Jockey Name	Pluckercarn
Final Rank	4
Fastest Section Time (Section)	0:11.24 (600m)
Top Speed [km/h] (Section)	67.3 (600m)
Race State	Finished



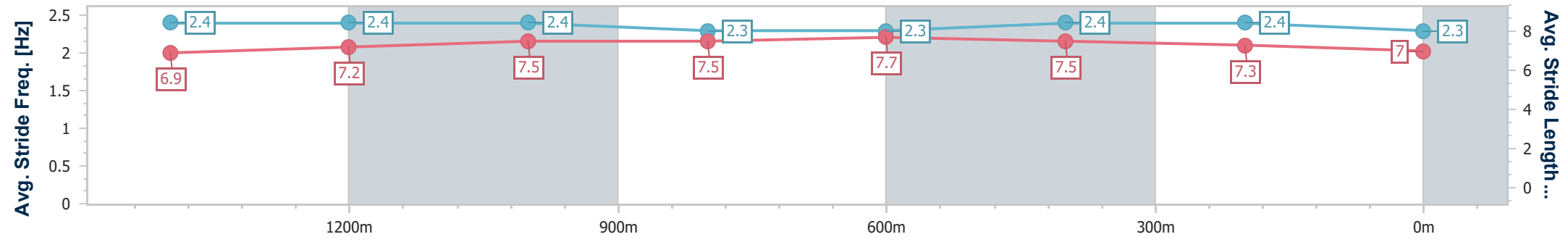
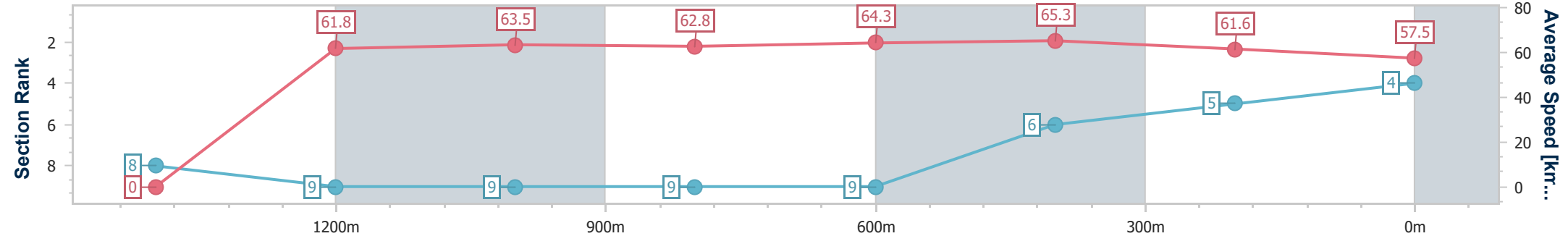
Townsville QLD Professional
Race 1: Ausnorth Building and Construction BENCHMARK 58
Handicap - 1609m



26 October 2024 - 01:00

Track Rating: Good 4, Weather: Fine, Rail Position: True

Section	Overall	1400m	1200m	1000m	800m	600m	400m	200m					
Section Times	58:56.22 [4] (57:34.51)	1:21.71 [8] (0:11.74)	1:09.97 [9] (0:11.35)	0:58.62 [9] (0:11.60)	0:47.02 [9] (0:11.29)	0:35.73 [9] (0:11.24)	0:24.49 [6] (0:11.81)	0:12.68 [5] (0:12.68)					
Average Speed [km/h]	0.0	61.8	63.5	62.8	64.3	65.3	61.6	57.5					
Top Speed [km/h]	60.5	64.2	64.5	65.2	65.2	67.3	63.2	60.5					
Avg. Dist. to Rail [m]	7.5	2.2	2.4	2.4	1.4	4.0	7.4	11.6					
Avg. Stride Freq. [Hz]	2.4	2.4	2.4	2.3	2.3	2.4	2.4	2.3					
Avg. Stride Length [m]	6.9	7.2	7.5	7.5	7.7	7.5	7.3	7.0					



- [] Ranking at each section and finish
- .-.- No data available at this section
- NA No data available



Horse/Jockey Name	Ready To Pardon
Final Rank	5
Fastest Section Time (Section)	0:11.18 (1400m)
Top Speed [km/h] (Section)	64.8 (800m)
Race State	Finished



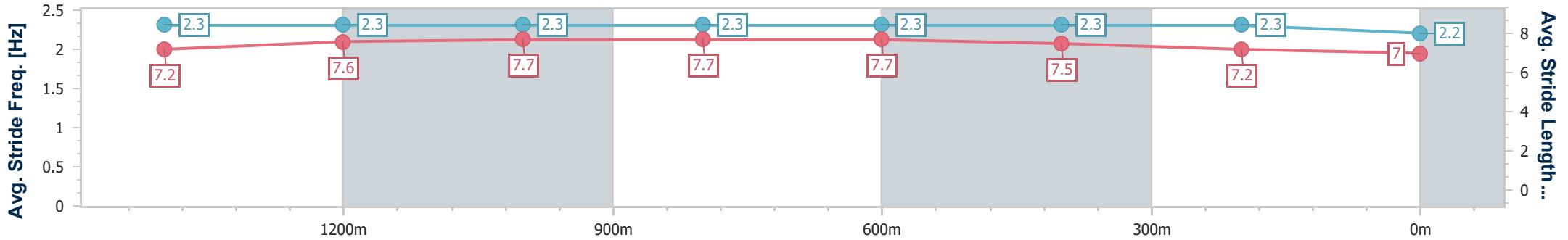
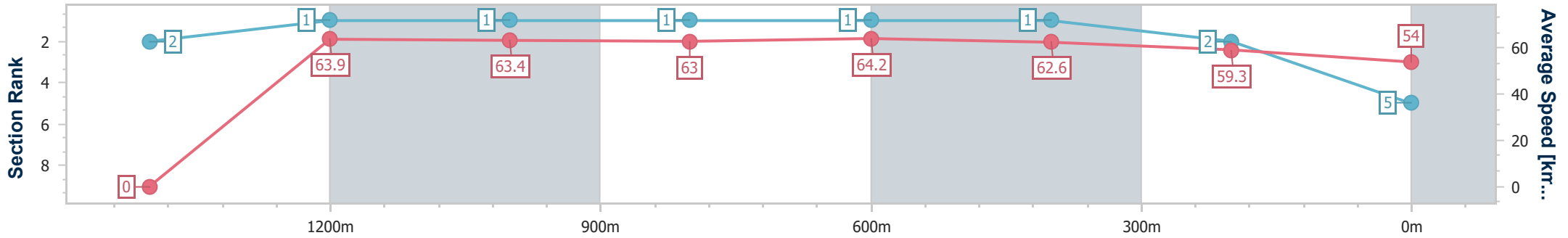
Townsville QLD Professional
Race 1: Ausnorth Building and Construction BENCHMARK 58
Handicap - 1609m



26 October 2024 - 01:00

Track Rating: Good 4, Weather: Fine, Rail Position: True

Section	Overall	1400m	1200m	1000m	800m	600m	400m	200m					
Section Times	58:56.42 [5] (57:33.93)	1:22.49 [2] (0:11.18)	1:11.31 [1] (0:11.32)	0:59.99 [1] (0:11.33)	0:48.66 [1] (0:11.22)	0:37.44 [1] (0:11.73)	0:25.71 [1] (0:12.25)	0:13.46 [2] (0:13.46)					
Average Speed [km/h]	0.0	63.9	63.4	63.0	64.2	62.6	59.3	54.0					
Top Speed [km/h]	64.0	64.4	63.9	64.1	64.8	64.3	60.6	57.5					
Avg. Dist. to Rail [m]	4.7	2.6	2.5	1.9	1.1	3.7	4.5	5.3					
Avg. Stride Freq. [Hz]	2.3	2.3	2.3	2.3	2.3	2.3	2.3	2.2					
Avg. Stride Length [m]	7.2	7.6	7.7	7.7	7.7	7.5	7.2	7.0					



- [] Ranking at each section and finish
- .-.- No data available at this section
- NA No data available



Horse/Jockey Name	Kellers Shelter
Final Rank	6
Fastest Section Time (Section)	0:11.29 (1200m)
Top Speed [km/h] (Section)	64.9 (1400m)
Race State	Finished



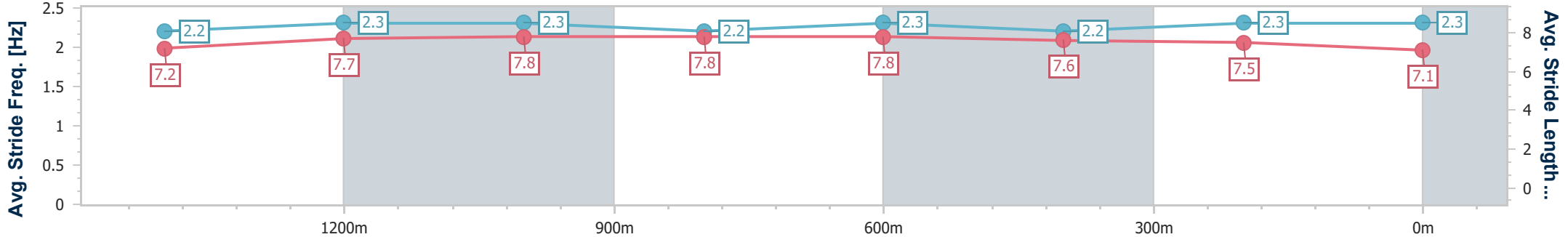
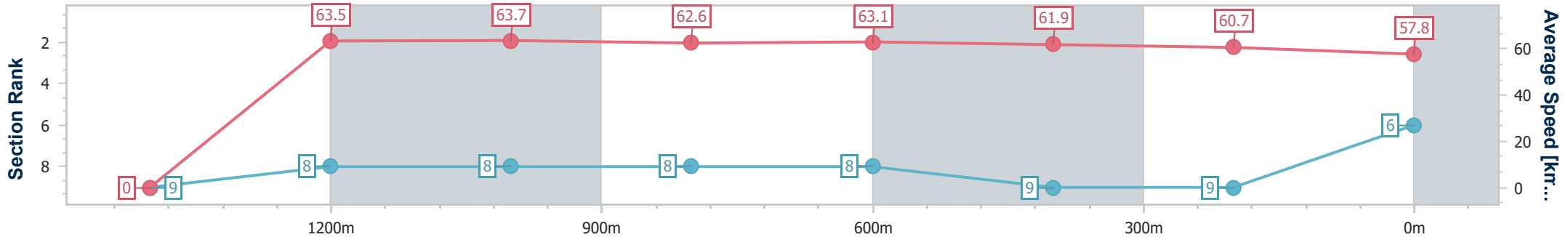
Townsville QLD Professional
Race 1: Ausnorth Building and Construction BENCHMARK 58
Handicap - 1609m



26 October 2024 - 01:00

Track Rating: Good 4, Weather: Fine, Rail Position: True

Section	Overall	1400m	1200m	1000m	800m	600m	400m	200m					
Section Times	58:56.72 [6] (57:34.77)	1:21.95 [9] (0:11.35)	1:10.60 [8] (0:11.29)	0:59.31 [8] (0:11.55)	0:47.76 [8] (0:11.45)	0:36.31 [8] (0:11.75)	0:24.56 [9] (0:11.97)	0:12.59 [9] (0:12.59)					
Average Speed [km/h]	0.0	63.5	63.7	62.6	63.1	61.9	60.7	57.8					
Top Speed [km/h]	63.4	64.9	64.6	63.4	63.5	63.6	61.3	59.4					
Avg. Dist. to Rail [m]	6.4	0.6	0.6	0.5	0.9	2.4	4.8	5.0					
Avg. Stride Freq. [Hz]	2.2	2.3	2.3	2.2	2.3	2.2	2.3	2.3					
Avg. Stride Length [m]	7.2	7.7	7.8	7.8	7.8	7.6	7.5	7.1					



- [] Ranking at each section and finish
- .-.- No data available at this section
- NA No data available



Horse/Jockey Name	Brand New
Final Rank	7
Fastest Section Time (Section)	0:11.30 (1200m)
Top Speed [km/h] (Section)	64.3 (1200m)
Race State	Finished



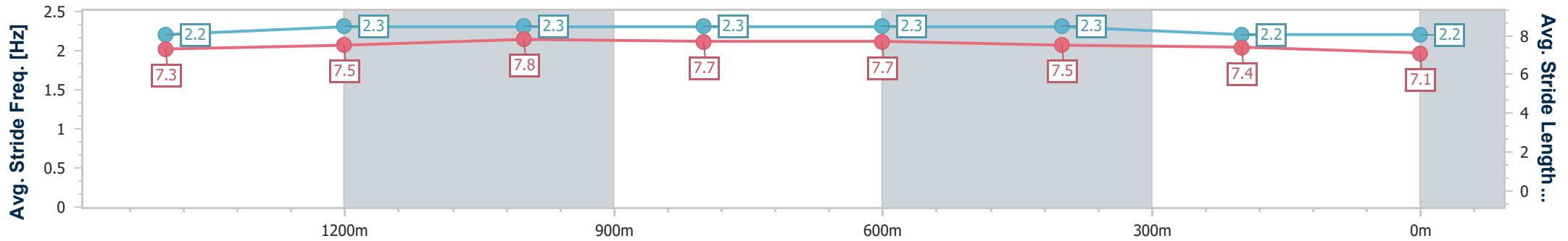
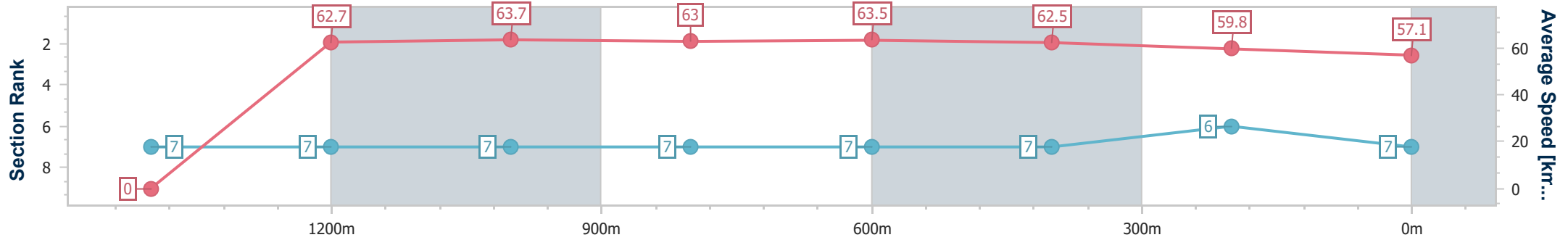
Townsville QLD Professional
Race 1: Ausnorth Building and Construction BENCHMARK 58
Handicap - 1609m



26 October 2024 - 01:00

Track Rating: Good 4, Weather: Fine, Rail Position: True

Section	Overall	1400m	1200m	1000m	800m	600m	400m	200m					
Section Times	58:56.76 [7] (57:34.49)	1:22.27 [7] (0:11.49)	1:10.78 [7] (0:11.30)	0:59.48 [7] (0:11.48)	0:48.00 [7] (0:11.43)	0:36.57 [7] (0:11.67)	0:24.90 [7] (0:12.16)	0:12.74 [6] (0:12.74)					
Average Speed [km/h]	0.0	62.7	63.7	63.0	63.5	62.5	59.8	57.1					
Top Speed [km/h]	60.6	63.7	64.3	63.9	63.9	63.6	60.9	59.3					
Avg. Dist. to Rail [m]	4.2	1.0	1.6	0.9	1.2	3.0	5.9	7.4					
Avg. Stride Freq. [Hz]	2.2	2.3	2.3	2.3	2.3	2.3	2.2	2.2					
Avg. Stride Length [m]	7.3	7.5	7.8	7.7	7.7	7.5	7.4	7.1					



- [] Ranking at each section and finish
- .-.- No data available at this section
- NA No data available



Horse/Jockey Name	Prospettiva
Final Rank	8
Fastest Section Time (Section)	0:11.30 (1200m)
Top Speed [km/h] (Section)	65.0 (1200m)
Race State	Finished



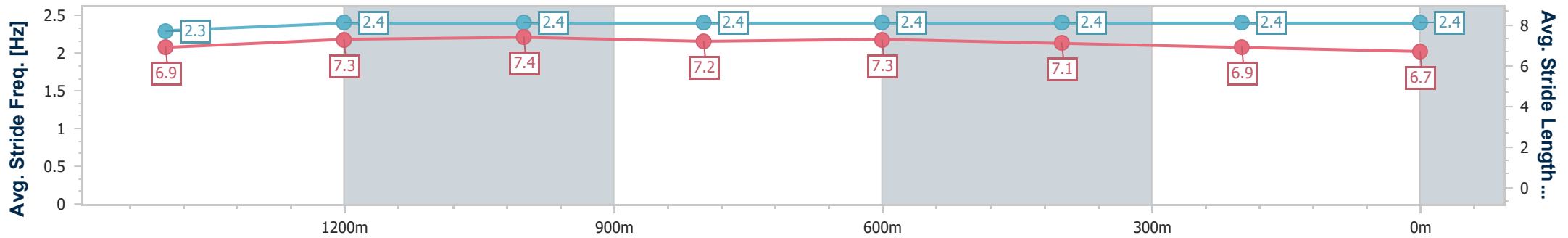
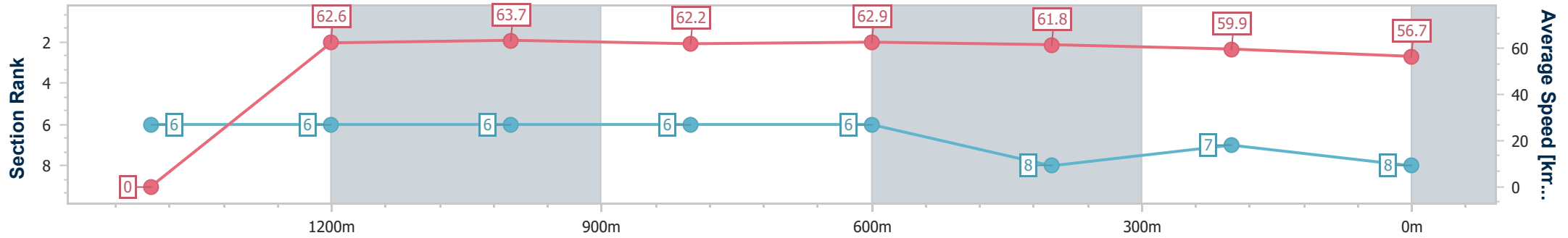
Townsville QLD Professional
Race 1: Ausnorth Building and Construction BENCHMARK 58
Handicap - 1609m



26 October 2024 - 01:00

Track Rating: Good 4, Weather: Fine, Rail Position: True

Section	Overall	1400m	1200m	1000m	800m	600m	400m	200m					
Section Times	58:56.86 [8] (57:34.48)	1:22.38 [6] (0:11.44)	1:10.94 [6] (0:11.30)	0:59.64 [6] (0:11.50)	0:48.14 [6] (0:11.44)	0:36.70 [6] (0:11.76)	0:24.94 [8] (0:12.11)	0:12.83 [7] (0:12.83)					
Average Speed [km/h]	0.0	62.6	63.7	62.2	62.9	61.8	59.9	56.7					
Top Speed [km/h]	61.7	64.7	65.0	63.8	64.1	63.5	62.2	58.3					
Avg. Dist. to Rail [m]	3.1	1.1	0.8	1.2	0.6	1.9	4.1	4.8					
Avg. Stride Freq. [Hz]	2.3	2.4	2.4	2.4	2.4	2.4	2.4	2.4					
Avg. Stride Length [m]	6.9	7.3	7.4	7.2	7.3	7.1	6.9	6.7					



- [] Ranking at each section and finish
- .-.- No data available at this section
- NA No data available



Horse/Jockey Name	Oodles
Final Rank	9
Fastest Section Time (Section)	0:11.11 (1400m)
Top Speed [km/h] (Section)	67.3 (1400m)
Race State	Finished



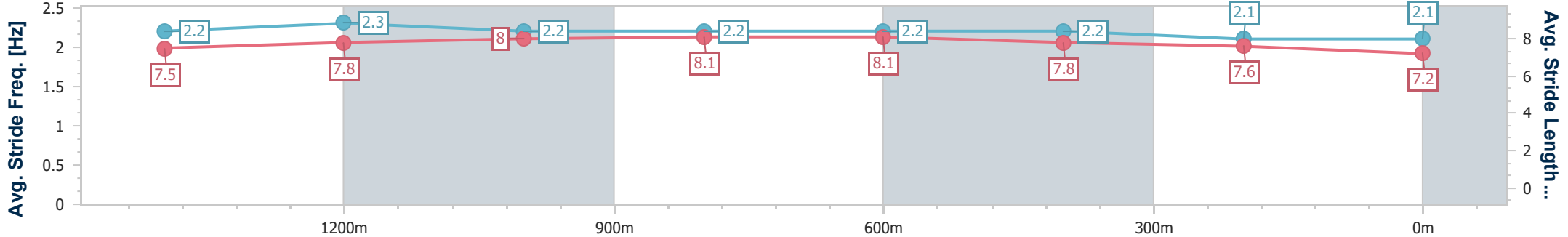
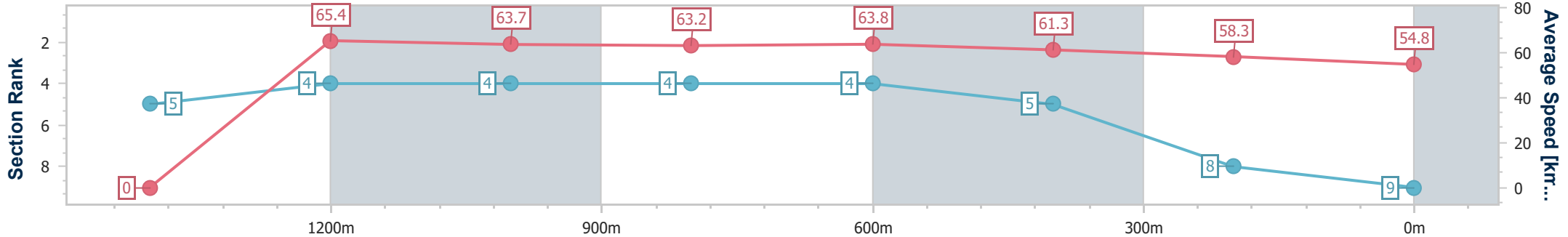
Townsville QLD Professional
Race 1: Ausnorth Building and Construction BENCHMARK 58
Handicap - 1609m



26 October 2024 - 01:00

Track Rating: Good 4, Weather: Fine, Rail Position: True

Section	Overall	1400m	1200m	1000m	800m	600m	400m	200m					
Section Times	58:57.34 [9] (57:34.47)	1:22.87 [5] (0:11.11)	1:11.76 [4] (0:11.32)	1:00.44 [4] (0:11.44)	0:49.00 [4] (0:11.34)	0:37.66 [4] (0:11.92)	0:25.74 [5] (0:12.46)	0:13.28 [8] (0:13.28)					
Average Speed [km/h]	0.0	65.4	63.7	63.2	63.8	61.3	58.3	54.8					
Top Speed [km/h]	63.9	67.3	66.9	63.8	64.9	62.5	59.6	57.5					
Avg. Dist. to Rail [m]	6.1	2.9	2.8	0.8	1.1	3.2	5.6	7.3					
Avg. Stride Freq. [Hz]	2.2	2.3	2.2	2.2	2.2	2.2	2.1	2.1					
Avg. Stride Length [m]	7.5	7.8	8.0	8.1	8.1	7.8	7.6	7.2					



- [] Ranking at each section and finish
- .-.- No data available at this section
- NA No data available



Townsville QLD Professional

Race 2: Townsville Mater Emergency Maiden Handicap - 1200m

26 October 2024 - 14:32



Track Rating: Good 4, Weather: Fine, Rail Position: True

Section													Last 600m	
Field Times		Overall	1000m	800m	600m	400m	200m						0:35.73	
		1:11.29 (0:13.86)	0:57.43 (0:10.74)	0:46.69 (0:10.96)	0:35.73 (0:11.69)	0:24.04 (0:12.12)	0:11.92 (0:11.92)							
Rank	TAB	Horse/Jockey	Barrier	Top Speed [km/h]	Fastest Section							Margin	Distance Travelled [m]	
1	2	TYMON Scott Sheargold	10	67.8 1000m	0:10.90 1000m	1:11.29 [1] (0:14.47)	0:56.82 [10] (0:10.90)	0:45.92 [9] (0:11.02)	0:34.90 [9] (0:11.49)	0:23.41 [8] (0:11.63)	0:11.78 [2] (0:11.78)	1:11.29	0:34.90	
2	4	LOOMING ONE Lacey Morrison	7	68.2 1000m	0:10.65 1000m	1:11.35 [2] (0:14.18)	0:57.17 [7] (0:10.65)	0:46.52 [4] (0:11.00)	0:35.52 [4] (0:11.76)	0:23.76 [4] (0:11.94)	0:11.82 [4] (0:11.82)	0.35L	0:35.52	-8
3	5	BRAMBLE Jackson Murphy	3	67.4 1000m	0:10.75 1000m	1:11.68 [3] (0:13.86)	0:57.82 [1] (0:10.75)	0:47.07 [2] (0:11.01)	0:36.06 [2] (0:11.72)	0:24.34 [2] (0:12.03)	0:12.31 [1] (0:12.31)	2.33L	0:36.06	-6
4	7	DYNA POWER Nathan Day	5	67.2 1000m	0:10.97 1000m	1:11.71 [4] (0:14.21)	0:57.50 [8] (0:10.97)	0:46.53 [8] (0:11.21)	0:35.32 [10] (0:11.65)	0:23.67 [10] (0:11.71)	0:11.96 [9] (0:11.96)	2.48L	0:35.32	-5
5	3	FAITH OVER FEAR Nathan Thomas	2	67.2 1000m	0:10.85 1000m	1:11.88 [5] (0:14.17)	0:57.71 [6] (0:10.85)	0:46.86 [5] (0:10.94)	0:35.92 [5] (0:11.64)	0:24.28 [5] (0:11.92)	0:12.36 [3] (0:12.36)	3.48L	0:35.92	-8
6	8	ARTURETTA Isabella Teh	8	67.4 1000m	0:11.02 1000m	1:11.91 [6] (0:14.02)	0:57.89 [4] (0:11.02)	0:46.87 [7] (0:11.07)	0:35.80 [7] (0:11.51)	0:24.29 [6] (0:11.91)	0:12.38 [5] (0:12.38)	3.68L	0:35.80	+2
7	10	ENUFF STOP IT Denicious Smith	6	68.0 1000m	0:10.82 1000m	1:12.34 [7] (0:13.87)	0:58.47 [2] (0:10.82)	0:47.65 [3] (0:11.01)	0:36.64 [3] (0:11.73)	0:24.91 [3] (0:12.13)	0:12.78 [6] (0:12.78)	6.19L	0:36.64	-1
8	6	LOVES AFFECTION Chris Whiteley	4	66.5 800m	0:10.93 1000m	1:12.44 [8] (0:14.09)	0:58.35 [5] (0:10.93)	0:47.42 [6] (0:11.07)	0:36.35 [6] (0:11.68)	0:24.67 [7] (0:11.87)	0:12.80 [8] (0:12.80)	6.78L	0:36.35	-5
9	13	OHMIKKIUSOFINE Michael Murphy	9	68.8 1000m	0:10.71 1000m	1:12.73 [9] (0:13.89)	0:58.84 [3] (0:10.71)	0:48.13 [1] (0:10.96)	0:37.17 [1] (0:11.69)	0:25.48 [1] (0:12.34)	0:13.14 [7] (0:13.14)	8.51L	0:37.17	-3
10	1	FIVELINEDITTY Tyler Leslight	1	67.1 800m	0:10.98 800m	1:13.11 [10] (0:14.33)	0:58.78 [9] (0:11.04)	0:47.74 [10] (0:10.98)	0:36.76 [8] (0:11.64)	0:25.12 [9] (0:12.09)	0:13.03 [10] (0:13.03)	10.75L	0:36.76	-6

Scratched: Fairybower Flyer (#11), Diamond Code (#9), Hold My Halo (#12)

[] Ranking at each section and finish
 -:-:- No data available at this section
 NA No data available

SCN Saddle cloth number
 DNF Did not finish
 DNT Did not track



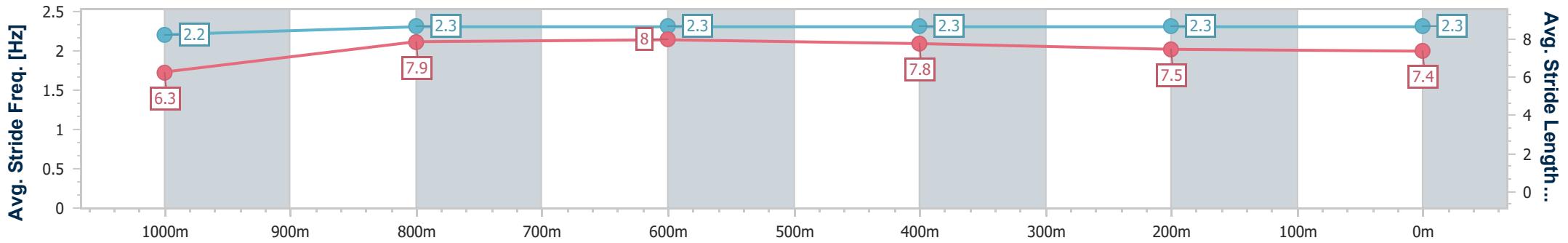
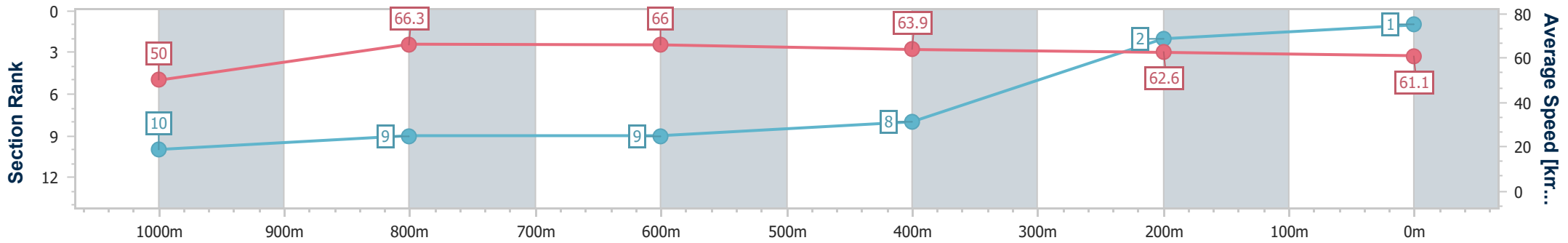
Horse/Jockey Name	Tymon
Final Rank	1
Fastest Section Time (Section)	0:10.90 (1000m)
Top Speed [km/h] (Section)	67.8 (1000m)
Race State	Finished



Townsville QLD Professional
 Race 2: Townsville Mater Emergency Maiden Handicap - 1200m
 26 October 2024 - 14:32
 Track Rating: Good 4, Weather: Fine, Rail Position: True



Section	Overall	1000m	800m	600m	400m	200m
Section Times	1:11.29 [1] (0:14.47)	0:56.82 [10] (0:10.90)	0:45.92 [9] (0:11.02)	0:34.90 [9] (0:11.49)	0:23.41 [8] (0:11.63)	0:11.78 [2] (0:11.78)
Average Speed [km/h]	50.0	66.3	66.0	63.9	62.6	61.1
Top Speed [km/h]	65.3	67.8	67.3	66.5	63.5	62.9
Avg. Dist. to Rail [m]	10.1	1.0	1.8	4.0	7.8	6.4
Avg. Stride Freq. [Hz]	2.2	2.3	2.3	2.3	2.3	2.3
Avg. Stride Length [m]	6.3	7.9	8.0	7.8	7.5	7.4



- [] Ranking at each section and finish
- .-.- No data available at this section
- NA No data available



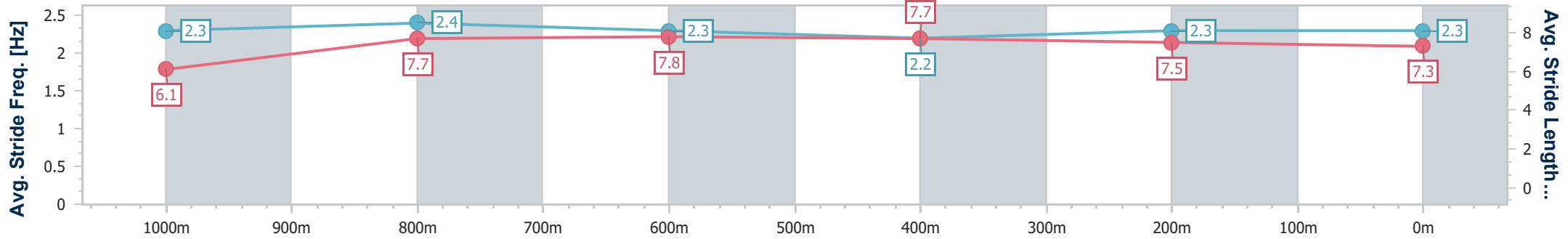
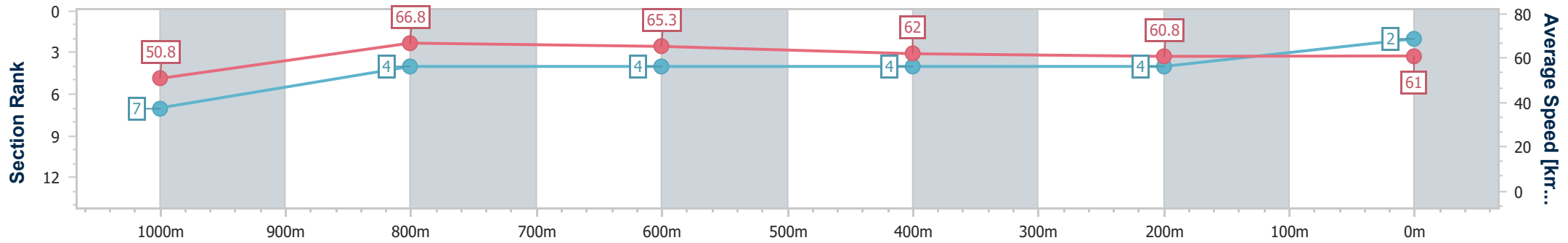
Horse/Jockey Name	Looming One
Final Rank	2
Fastest Section Time (Section)	0:10.65 (1000m)
Top Speed [km/h] (Section)	68.2 (1000m)
Race State	Finished



Townsville QLD Professional
 Race 2: Townsville Mater Emergency Maiden Handicap - 1200m
 26 October 2024 - 14:32
 Track Rating: Good 4, Weather: Fine, Rail Position: True



Section	Overall	1000m	800m	600m	400m	200m
Section Times	1:11.35 [2] (0:14.18)	0:57.17 [7] (0:10.65)	0:46.52 [4] (0:11.00)	0:35.52 [4] (0:11.76)	0:23.76 [4] (0:11.94)	0:11.82 [4] (0:11.82)
Average Speed [km/h]	50.8	66.8	65.3	62.0	60.8	61.0
Top Speed [km/h]	67.7	68.2	66.5	64.8	61.6	62.7
Avg. Dist. to Rail [m]	4.8	2.5	0.7	2.6	6.2	7.7
Avg. Stride Freq. [Hz]	2.3	2.4	2.3	2.2	2.3	2.3
Avg. Stride Length [m]	6.1	7.7	7.8	7.7	7.5	7.3



- [] Ranking at each section and finish
- .-.- No data available at this section
- NA No data available



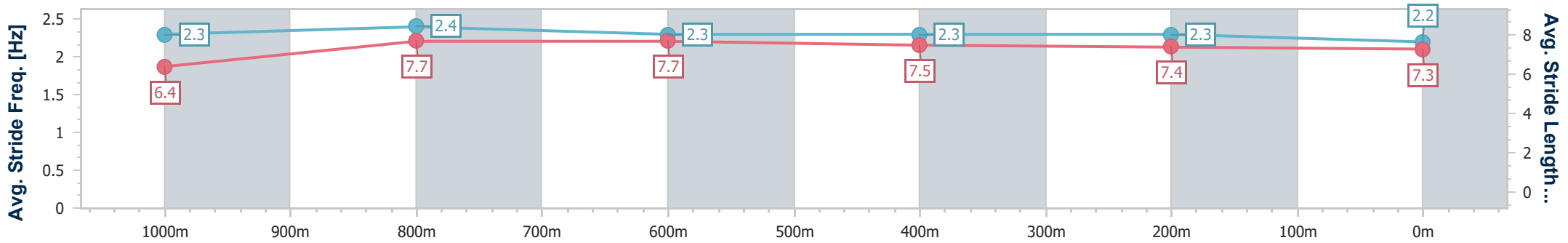
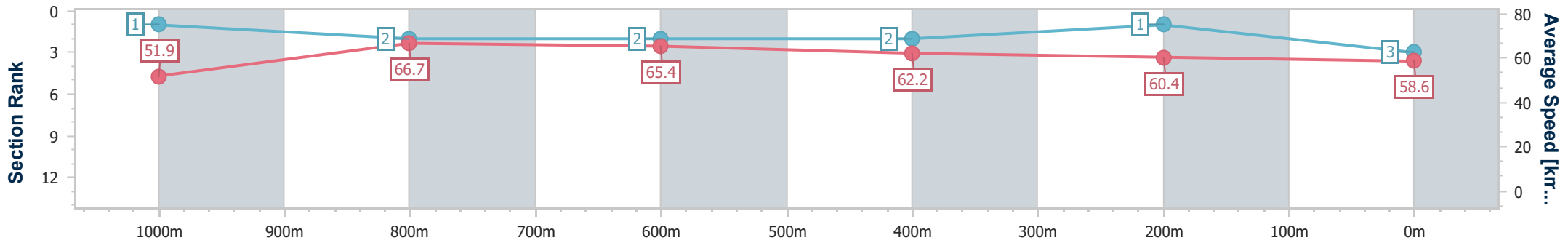
Horse/Jockey Name	Bramble
Final Rank	3
Fastest Section Time (Section)	0:10.75 (1000m)
Top Speed [km/h] (Section)	67.4 (1000m)
Race State	Finished



Townsville QLD Professional
 Race 2: Townsville Mater Emergency Maiden Handicap - 1200m
 26 October 2024 - 14:32
 Track Rating: Good 4, Weather: Fine, Rail Position: True



Section	Overall	1000m	800m	600m	400m	200m
Section Times	1:11.68 [3] (0:13.86)	0:57.82 [1] (0:10.75)	0:47.07 [2] (0:11.01)	0:36.06 [2] (0:11.72)	0:24.34 [2] (0:12.03)	0:12.31 [1] (0:12.31)
Average Speed [km/h]	51.9	66.7	65.4	62.2	60.4	58.6
Top Speed [km/h]	65.8	67.4	66.3	63.5	61.2	59.8
Avg. Dist. to Rail [m]	3.4	1.0	0.6	2.6	5.1	5.1
Avg. Stride Freq. [Hz]	2.3	2.4	2.3	2.3	2.3	2.2
Avg. Stride Length [m]	6.4	7.7	7.7	7.5	7.4	7.3



- [] Ranking at each section and finish
- .-.- No data available at this section
- NA No data available



Horse/Jockey Name	Dyna Power
Final Rank	4
Fastest Section Time (Section)	0:10.97 (1000m)
Top Speed [km/h] (Section)	67.2 (1000m)
Race State	Finished



Townsville QLD Professional

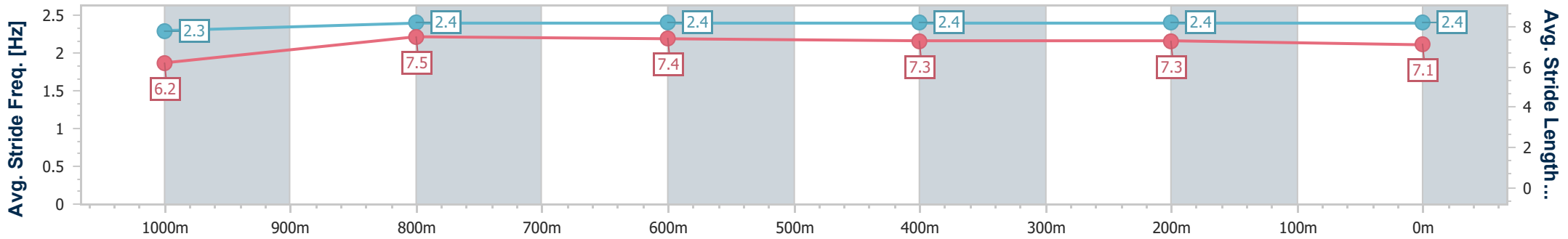
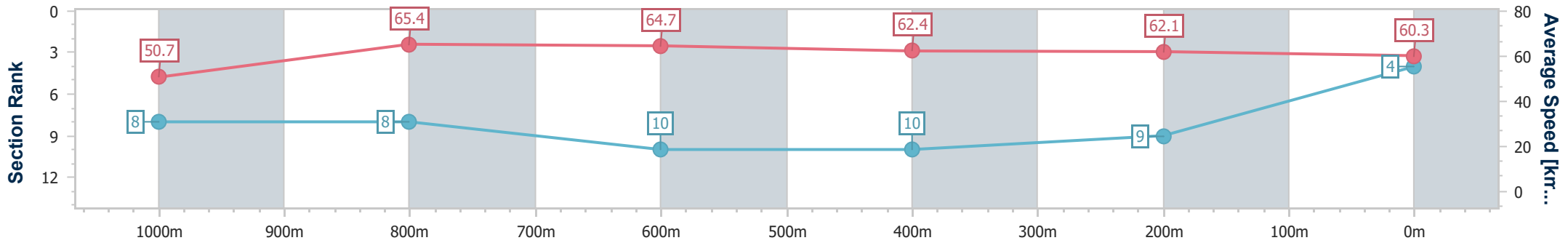
Race 2: Townsville Mater Emergency Maiden Handicap - 1200m

26 October 2024 - 14:32

Track Rating: Good 4, Weather: Fine, Rail Position: True



Section	Overall	1000m	800m	600m	400m	200m
Section Times	1:11.71 [4] (0:14.21)	0:57.50 [8] (0:10.97)	0:46.53 [8] (0:11.21)	0:35.32 [10] (0:11.65)	0:23.67 [10] (0:11.71)	0:11.96 [9] (0:11.96)
Average Speed [km/h]	50.7	65.4	64.7	62.4	62.1	60.3
Top Speed [km/h]	64.3	67.2	66.7	66.7	62.9	62.8
Avg. Dist. to Rail [m]	3.8	0.4	1.0	2.4	6.5	9.1
Avg. Stride Freq. [Hz]	2.3	2.4	2.4	2.4	2.4	2.4
Avg. Stride Length [m]	6.2	7.5	7.4	7.3	7.3	7.1



- [] Ranking at each section and finish
- .-.- No data available at this section
- NA No data available



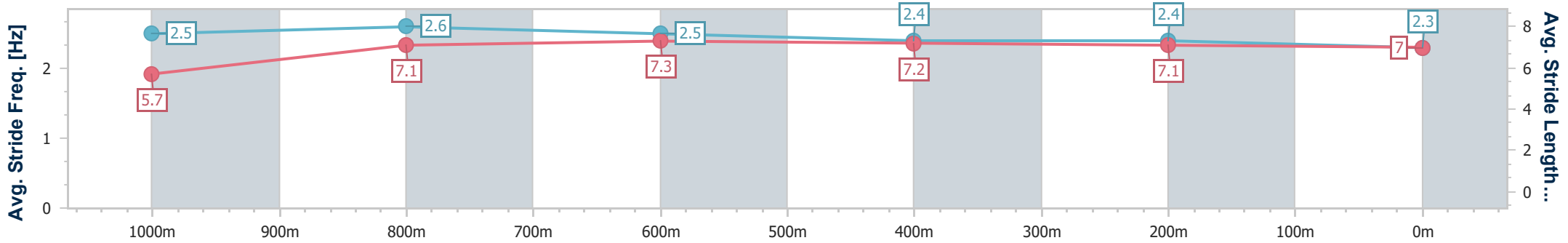
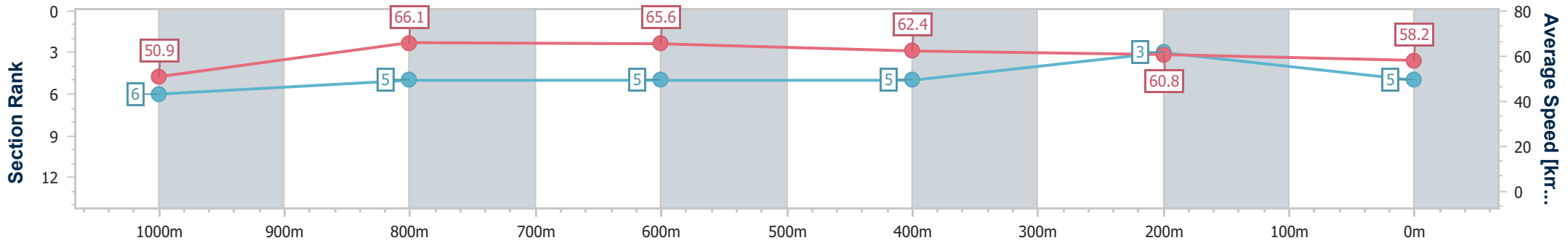
Horse/Jockey Name	Faith Over Fear
Final Rank	5
Fastest Section Time (Section)	0:10.85 (1000m)
Top Speed [km/h] (Section)	67.2 (1000m)
Race State	Finished



Townsville QLD Professional
 Race 2: Townsville Mater Emergency Maiden Handicap - 1200m
 26 October 2024 - 14:32
 Track Rating: Good 4, Weather: Fine, Rail Position: True



Section	Overall	1000m	800m	600m	400m	200m
Section Times	1:11.88 [5] (0:14.17)	0:57.71 [6] (0:10.85)	0:46.86 [5] (0:10.94)	0:35.92 [5] (0:11.64)	0:24.28 [5] (0:11.92)	0:12.36 [3] (0:12.36)
Average Speed [km/h]	50.9	66.1	65.6	62.4	60.8	58.2
Top Speed [km/h]	64.8	67.2	66.9	64.4	61.6	59.8
Avg. Dist. to Rail [m]	2.7	0.7	0.9	1.8	4.1	4.0
Avg. Stride Freq. [Hz]	2.5	2.6	2.5	2.4	2.4	2.3
Avg. Stride Length [m]	5.7	7.1	7.3	7.2	7.1	7.0



- [] Ranking at each section and finish
- .-.- No data available at this section
- NA No data available



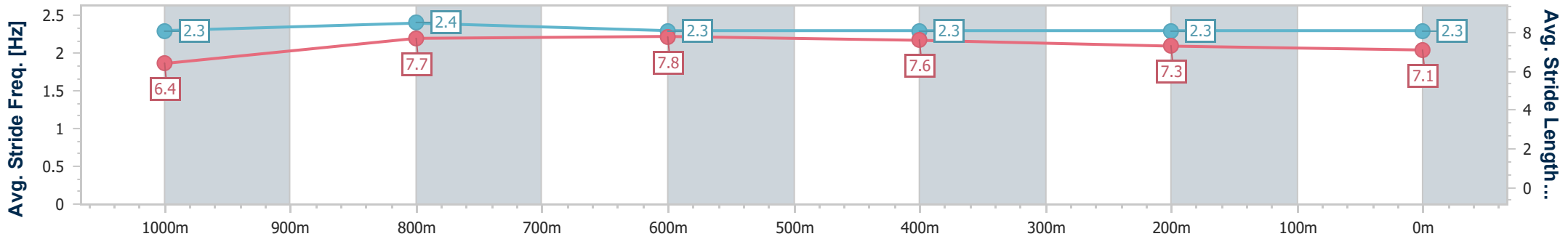
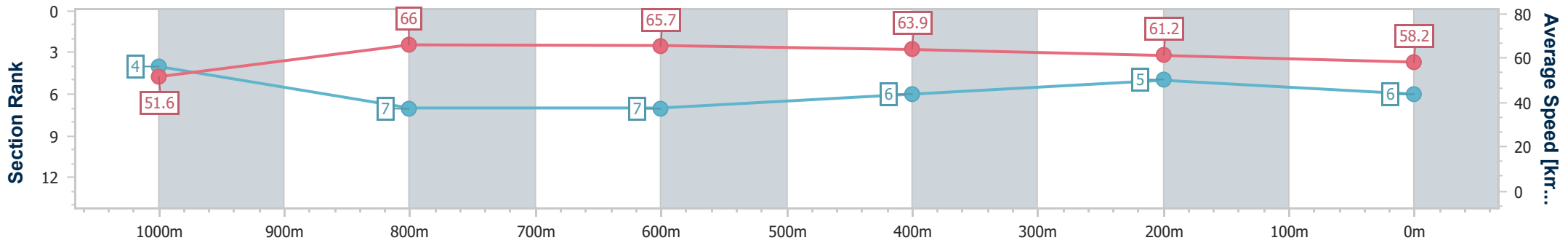
Horse/Jockey Name	Arturetta
Final Rank	6
Fastest Section Time (Section)	0:11.02 (1000m)
Top Speed [km/h] (Section)	67.4 (1000m)
Race State	Finished



Townsville QLD Professional
 Race 2: Townsville Mater Emergency Maiden Handicap - 1200m
 26 October 2024 - 14:32
 Track Rating: Good 4, Weather: Fine, Rail Position: True



Section	Overall	1000m	800m	600m	400m	200m
Section Times	1:11.91 [6] (0:14.02)	0:57.89 [4] (0:11.02)	0:46.87 [7] (0:11.07)	0:35.80 [7] (0:11.51)	0:24.29 [6] (0:11.91)	0:12.38 [5] (0:12.38)
Average Speed [km/h]	51.6	66.0	65.7	63.9	61.2	58.2
Top Speed [km/h]	66.4	67.4	66.9	67.4	62.5	61.0
Avg. Dist. to Rail [m]	8.8	2.1	1.9	4.3	7.7	7.2
Avg. Stride Freq. [Hz]	2.3	2.4	2.3	2.3	2.3	2.3
Avg. Stride Length [m]	6.4	7.7	7.8	7.6	7.3	7.1



- [] Ranking at each section and finish
- .-.- No data available at this section
- NA No data available



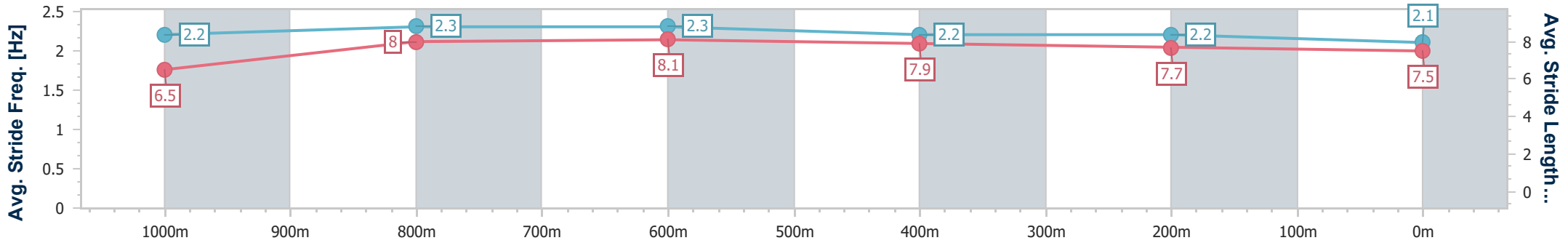
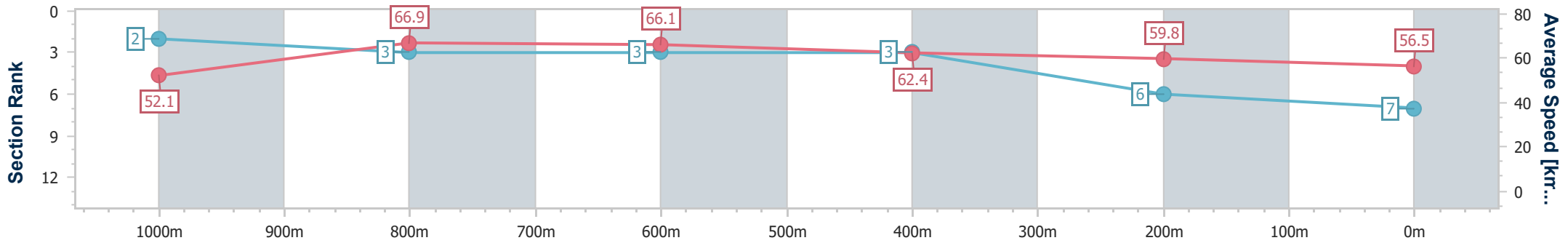
Horse/Jockey Name	Enuff Stop It
Final Rank	7
Fastest Section Time (Section)	0:10.82 (1000m)
Top Speed [km/h] (Section)	68.0 (1000m)
Race State	Finished



Townsville QLD Professional
 Race 2: Townsville Mater Emergency Maiden Handicap - 1200m
 26 October 2024 - 14:32
 Track Rating: Good 4, Weather: Fine, Rail Position: True



Section	Overall	1000m	800m	600m	400m	200m
Section Times	1:12.34 [7] (0:13.87)	0:58.47 [2] (0:10.82)	0:47.65 [3] (0:11.01)	0:36.64 [3] (0:11.73)	0:24.91 [3] (0:12.13)	0:12.78 [6] (0:12.78)
Average Speed [km/h]	52.1	66.9	66.1	62.4	59.8	56.5
Top Speed [km/h]	67.9	68.0	66.9	65.0	60.5	60.1
Avg. Dist. to Rail [m]	6.4	1.4	2.2	3.3	5.6	5.9
Avg. Stride Freq. [Hz]	2.2	2.3	2.3	2.2	2.2	2.1
Avg. Stride Length [m]	6.5	8.0	8.1	7.9	7.7	7.5



- [] Ranking at each section and finish
- .-.- No data available at this section
- NA No data available



Horse/Jockey Name	Loves Affection
Final Rank	8
Fastest Section Time (Section)	0:10.93 (1000m)
Top Speed [km/h] (Section)	66.5 (800m)
Race State	Finished



Townsville QLD Professional

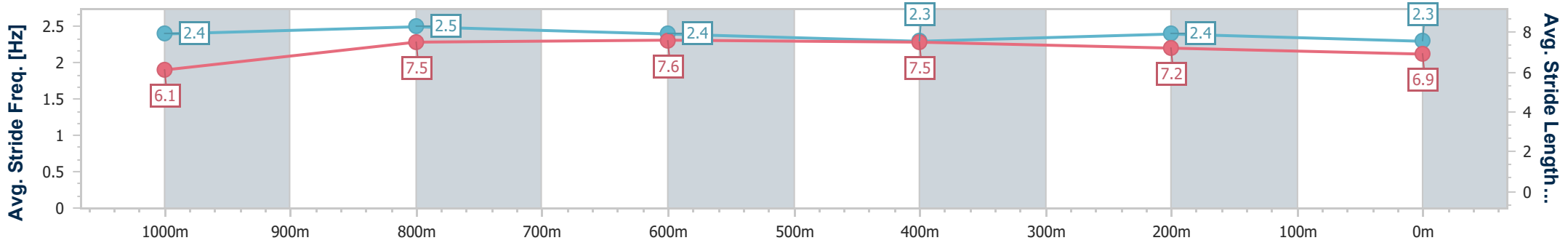
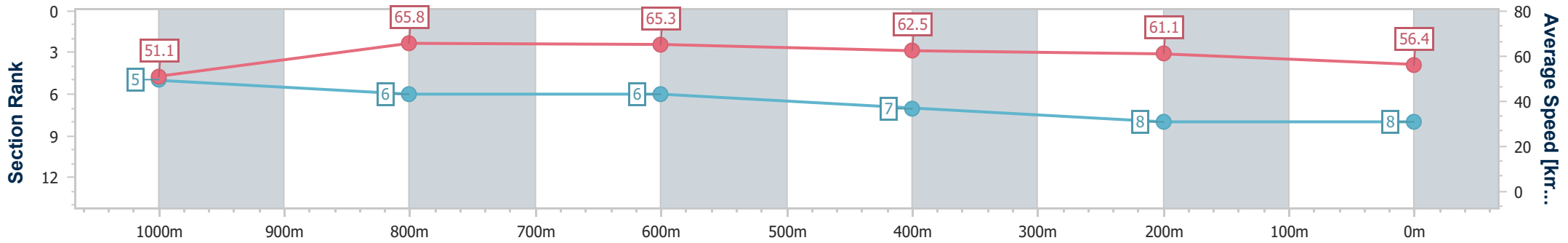
Race 2: Townsville Mater Emergency Maiden Handicap - 1200m

26 October 2024 - 14:32

Track Rating: Good 4, Weather: Fine, Rail Position: True



Section	Overall	1000m	800m	600m	400m	200m
Section Times	1:12.44 [8] (0:14.09)	0:58.35 [5] (0:10.93)	0:47.42 [6] (0:11.07)	0:36.35 [6] (0:11.68)	0:24.67 [7] (0:11.87)	0:12.80 [8] (0:12.80)
Average Speed [km/h]	51.1	65.8	65.3	62.5	61.1	56.4
Top Speed [km/h]	65.5	66.2	66.5	65.7	62.2	59.1
Avg. Dist. to Rail [m]	4.7	0.7	0.7	3.0	6.0	7.7
Avg. Stride Freq. [Hz]	2.4	2.5	2.4	2.3	2.4	2.3
Avg. Stride Length [m]	6.1	7.5	7.6	7.5	7.2	6.9



- [] Ranking at each section and finish
- .-.- No data available at this section
- NA No data available



Horse/Jockey Name	Ohmikkiusofine
Final Rank	9
Fastest Section Time (Section)	0:10.71 (1000m)
Top Speed [km/h] (Section)	68.8 (1000m)
Race State	Finished



Townsville QLD Professional

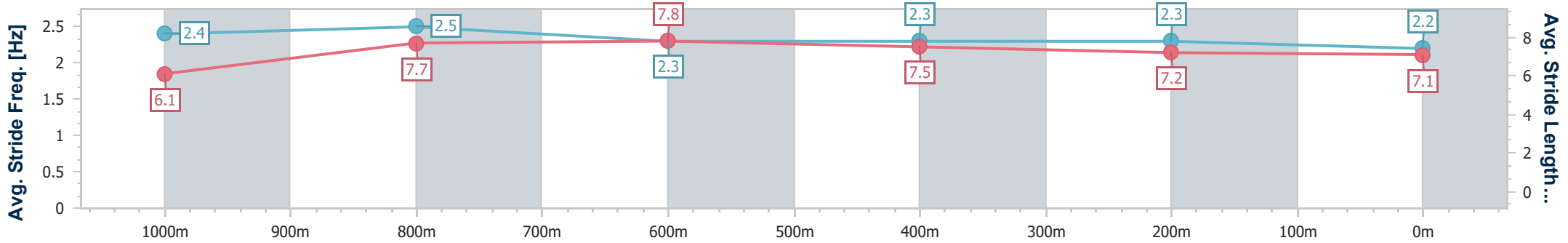
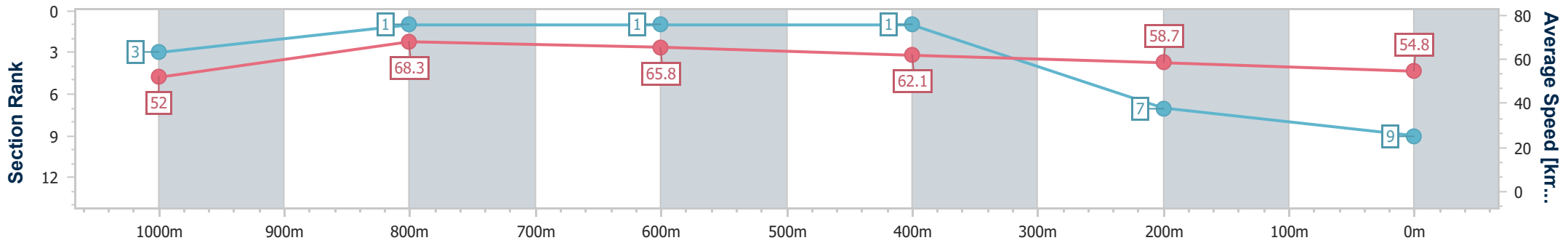
Race 2: Townsville Mater Emergency Maiden Handicap - 1200m

26 October 2024 - 14:32

Track Rating: Good 4, Weather: Fine, Rail Position: True



Section	Overall	1000m	800m	600m	400m	200m
Section Times	1:12.73 [9] (0:13.89)	0:58.84 [3] (0:10.71)	0:48.13 [1] (0:10.96)	0:37.17 [1] (0:11.69)	0:25.48 [1] (0:12.34)	0:13.14 [7] (0:13.14)
Average Speed [km/h]	52.0	68.3	65.8	62.1	58.7	54.8
Top Speed [km/h]	68.7	68.8	68.0	63.7	60.0	56.7
Avg. Dist. to Rail [m]	10.0	3.2	0.5	1.5	3.2	4.5
Avg. Stride Freq. [Hz]	2.4	2.5	2.3	2.3	2.3	2.2
Avg. Stride Length [m]	6.1	7.7	7.8	7.5	7.2	7.1



- [] Ranking at each section and finish
- .-.- No data available at this section
- NA No data available



Horse/Jockey Name	Fivelineditty
Final Rank	10
Fastest Section Time (Section)	0:10.98 (800m)
Top Speed [km/h] (Section)	67.1 (800m)
Race State	Finished



Townsville QLD Professional

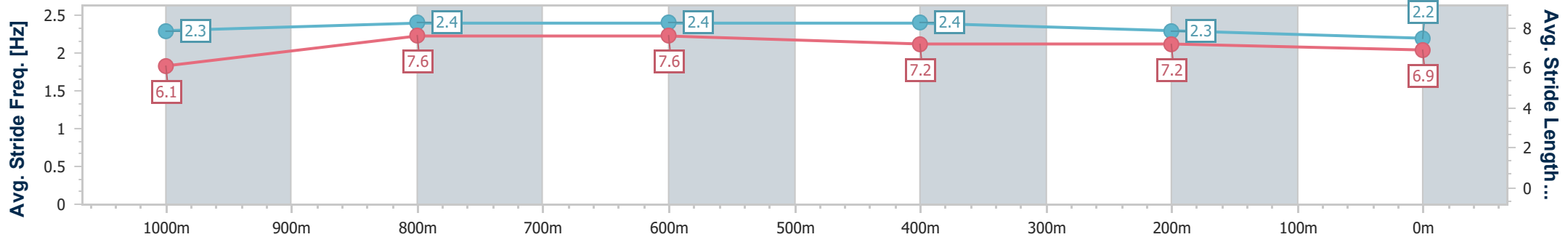
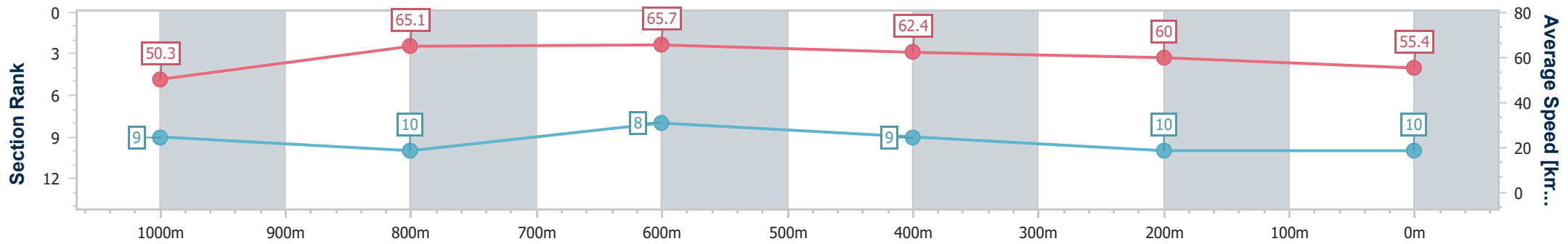
Race 2: Townsville Mater Emergency Maiden Handicap - 1200m

26 October 2024 - 14:32

Track Rating: Good 4, Weather: Fine, Rail Position: True



Section	Overall	1000m	800m	600m	400m	200m
Section Times	1:13.11 [10] (0:14.33)	0:58.78 [9] (0:11.04)	0:47.74 [10] (0:10.98)	0:36.76 [8] (0:11.64)	0:25.12 [9] (0:12.09)	0:13.03 [10] (0:13.03)
Average Speed [km/h]	50.3	65.1	65.7	62.4	60.0	55.4
Top Speed [km/h]	64.7	66.6	67.1	64.4	61.0	58.5
Avg. Dist. to Rail [m]	2.5	0.3	0.5	2.0	4.2	6.1
Avg. Stride Freq. [Hz]	2.3	2.4	2.4	2.4	2.3	2.2
Avg. Stride Length [m]	6.1	7.6	7.6	7.2	7.2	6.9



- [] Ranking at each section and finish
- .-.- No data available at this section
- NA No data available



Townsville QLD Professional

Race 3: Cranbrook Medical Handicap - 1200m



26 October 2024 - 15:07

Track Rating: Good 4, Weather: Fine, Rail Position: True

Section		Overall	1000m	800m	600m	400m	200m	Last 600m					
Field Times		1:10.19 (0:13.48)	0:56.71 (0:10.64)	0:46.07 (0:10.83)	0:35.24 (0:11.42)	0:23.82 (0:11.66)	0:12.16 (0:12.16)	0:35.24					
Rank	TAB Horse/Jockey	Barrier	Top Speed [km/h]	Fastest Section						Margin	Distance Travelled [m]		
1	2 YOUR TOO GOOD Chelsea Jokic	2	69.2 1000m	0:10.72 1000m	1:10.19 [1] (0:13.68)	0:56.51 [2] (0:10.72)	0:45.79 [3] (0:10.77)	0:35.02 [3] (0:11.46)	0:23.56 [3] (0:11.40)	0:12.16 [1] (0:12.16)	1:10.19	0:35.02	
2	6 LADY RAIN Lacey Morrison	8	70.6 1000m	0:10.53 1000m	1:10.23 [2] (0:13.78)	0:56.45 [3] (0:10.53)	0:45.92 [2] (0:10.79)	0:35.13 [2] (0:11.40)	0:23.73 [2] (0:11.63)	0:12.10 [2] (0:12.10)	0.21L	0:35.13	+0
3	5 SPIRIT MEISTER Nathan Day	1	68.9 800m	0:10.64 1000m	1:10.23 [3] (0:13.48)	0:56.75 [1] (0:10.64)	0:46.11 [1] (0:10.83)	0:35.28 [1] (0:11.42)	0:23.86 [1] (0:11.77)	0:12.09 [3] (0:12.09)	0.22L	0:35.28	+3
4	1 MISS SEATTLE Scott Sheargold	5	69.4 800m	0:10.64 800m	1:10.27 [4] (0:14.31)	0:55.96 [8] (0:10.69)	0:45.27 [7] (0:10.64)	0:34.63 [7] (0:11.27)	0:23.36 [6] (0:11.40)	0:11.96 [4] (0:11.96)	0.46L	0:34.63	-4
5	3 VADAMOS QUEEN Jackson Murphy	3	67.9 Overall	0:10.69 800m	1:10.45 [5] (0:13.99)	0:56.46 [5] (0:10.84)	0:45.62 [6] (0:10.69)	0:34.93 [5] (0:11.30)	0:23.63 [5] (0:11.56)	0:12.07 [5] (0:12.07)	1.5L	0:34.93	-12
6	7 DUSKY DAMSEL Isabella Teh	4	70.0 1000m	0:10.65 1000m	1:10.83 [6] (0:13.95)	0:56.88 [4] (0:10.65)	0:46.23 [4] (0:10.76)	0:35.47 [4] (0:11.36)	0:24.11 [4] (0:11.73)	0:12.38 [6] (0:12.38)	3.75L	0:35.47	+3
7	8 TO LOVE SOMEBODY Graham Kliese	7	68.9 800m	0:10.68 800m	1:11.11 [7] (0:14.19)	0:56.92 [7] (0:10.95)	0:45.97 [8] (0:10.68)	0:35.29 [8] (0:11.31)	0:23.98 [8] (0:11.60)	0:12.38 [7] (0:12.38)	5.37L	0:35.29	+0
8	4 HALLSIDE HAMMER Pietro Romeo	6	69.3 1000m	0:10.78 1000m	1:11.63 [8] (0:14.01)	0:57.62 [6] (0:10.78)	0:46.84 [5] (0:10.81)	0:36.03 [6] (0:11.31)	0:24.72 [7] (0:11.86)	0:12.86 [8] (0:12.86)	8.43L	0:36.03	-1

[] Ranking at each section and finish
 -:-:- No data available at this section
 NA No data available

SCN Saddle cloth number
 DNF Did not finish
 DNT Did not track



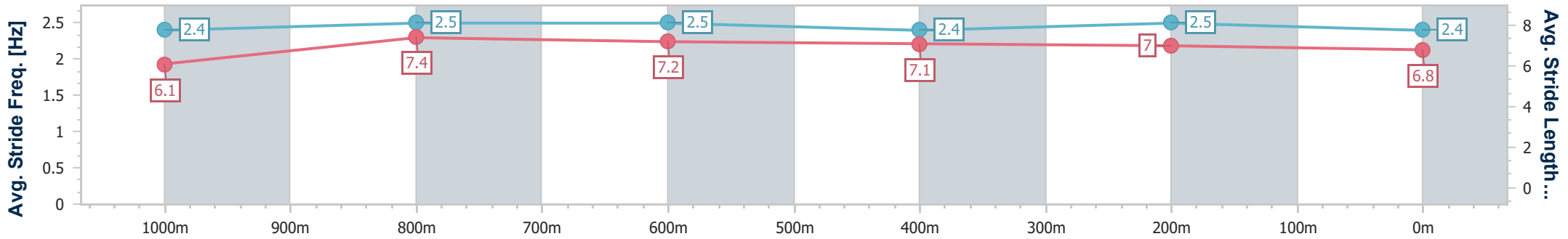
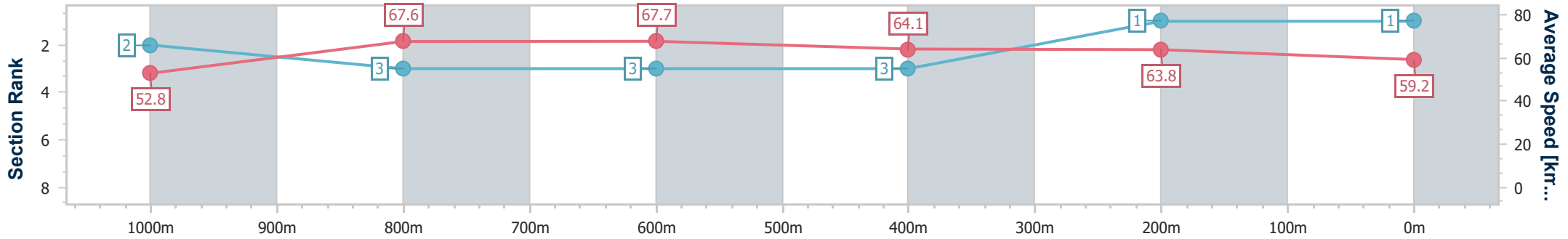
Horse/Jockey Name	Your Too Good
Final Rank	1
Fastest Section Time (Section)	0:10.72 (1000m)
Top Speed [km/h] (Section)	69.2 (1000m)
Race State	Finished



Townsville QLD Professional
 Race 3: Cranbrook Medical Handicap - 1200m
 26 October 2024 - 15:07
 Track Rating: Good 4, Weather: Fine, Rail Position: True



Section	Overall	1000m	800m	600m	400m	200m
Section Times	1:10.19 [1] (0:13.68)	0:56.51 [2] (0:10.72)	0:45.79 [3] (0:10.77)	0:35.02 [3] (0:11.46)	0:23.56 [3] (0:11.40)	0:12.16 [1] (0:12.16)
Average Speed [km/h]	52.8	67.6	67.7	64.1	63.8	59.2
Top Speed [km/h]	66.9	69.2	69.0	66.5	64.3	63.5
Avg. Dist. to Rail [m]	5.3	1.3	2.6	3.9	6.0	7.0
Avg. Stride Freq. [Hz]	2.4	2.5	2.5	2.4	2.5	2.4
Avg. Stride Length [m]	6.1	7.4	7.2	7.1	7.0	6.8



- [] Ranking at each section and finish
- .-.- No data available at this section
- NA No data available



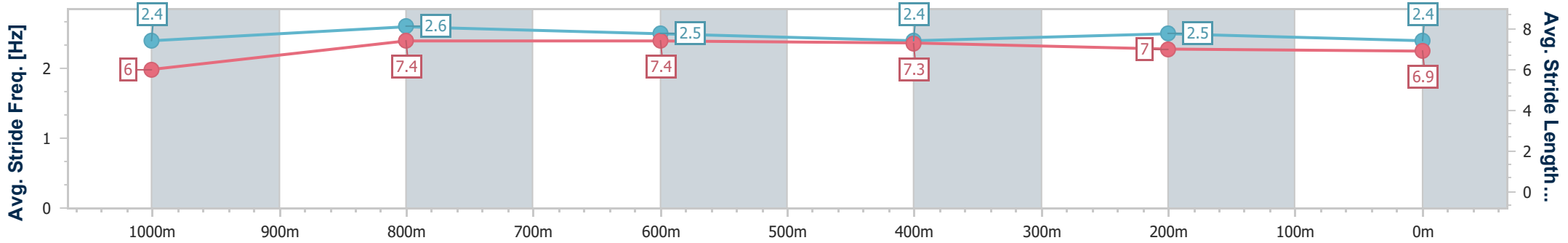
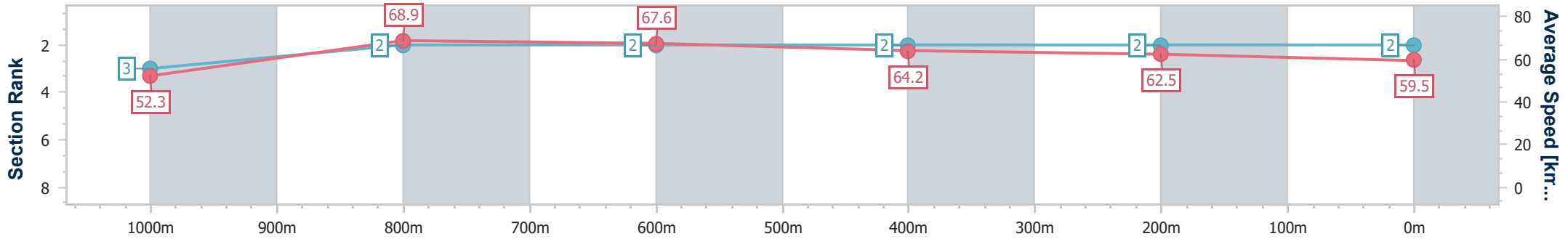
Horse/Jockey Name	Lady Rain
Final Rank	2
Fastest Section Time (Section)	0:10.53 (1000m)
Top Speed [km/h] (Section)	70.6 (1000m)
Race State	Finished



Townsville QLD Professional
 Race 3: Cranbrook Medical Handicap - 1200m
 26 October 2024 - 15:07
 Track Rating: Good 4, Weather: Fine, Rail Position: True



Section	Overall	1000m	800m	600m	400m	200m
Section Times	1:10.23 [2] (0:13.78)	0:56.45 [3] (0:10.53)	0:45.92 [2] (0:10.79)	0:35.13 [2] (0:11.40)	0:23.73 [2] (0:11.63)	0:12.10 [2] (0:12.10)
Average Speed [km/h]	52.3	68.9	67.6	64.2	62.5	59.5
Top Speed [km/h]	67.2	70.6	69.1	66.1	63.8	62.7
Avg. Dist. to Rail [m]	7.7	1.2	2.8	3.4	4.6	5.1
Avg. Stride Freq. [Hz]	2.4	2.6	2.5	2.4	2.5	2.4
Avg. Stride Length [m]	6.0	7.4	7.4	7.3	7.0	6.9



- [] Ranking at each section and finish
- .-.- No data available at this section
- NA No data available



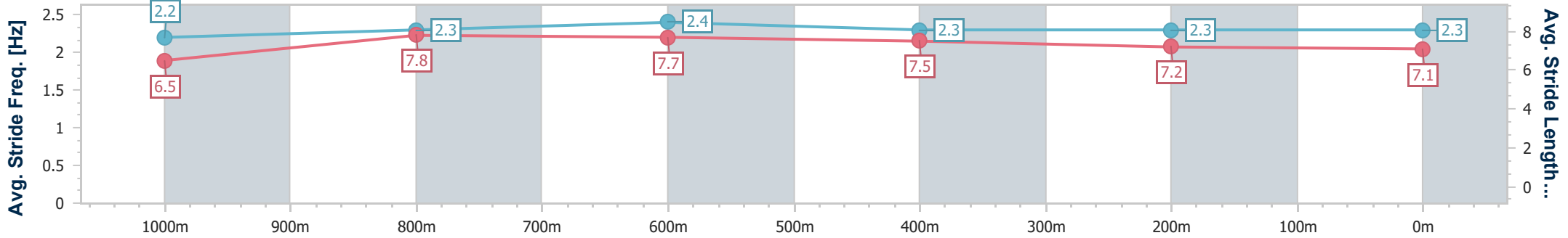
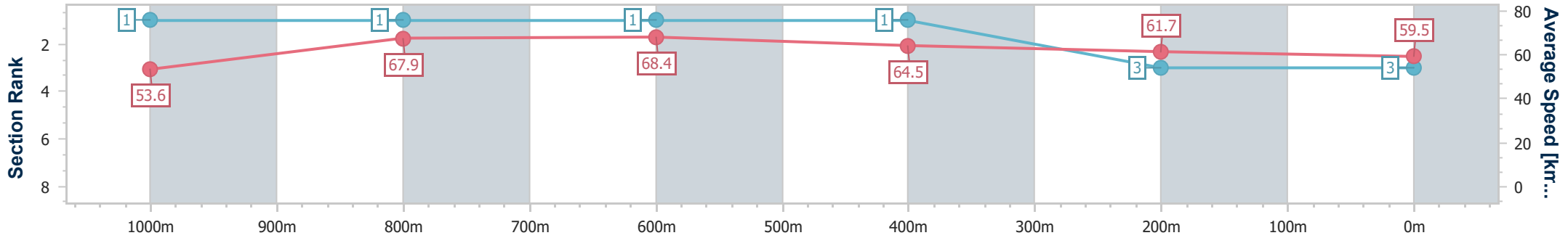
Horse/Jockey Name	Spirit Meister
Final Rank	3
Fastest Section Time (Section)	0:10.64 (1000m)
Top Speed [km/h] (Section)	68.9 (800m)
Race State	Finished



Townsville QLD Professional
 Race 3: Cranbrook Medical Handicap - 1200m
 26 October 2024 - 15:07
 Track Rating: Good 4, Weather: Fine, Rail Position: True



Section	Overall	1000m	800m	600m	400m	200m
Section Times	1:10.23 [3] (0:13.48)	0:56.75 [1] (0:10.64)	0:46.11 [1] (0:10.83)	0:35.28 [1] (0:11.42)	0:23.86 [1] (0:11.77)	0:12.09 [3] (0:12.09)
Average Speed [km/h]	53.6	67.9	68.4	64.5	61.7	59.5
Top Speed [km/h]	66.0	68.9	68.9	66.3	62.8	61.9
Avg. Dist. to Rail [m]	3.5	0.8	5.5	4.9	4.6	5.3
Avg. Stride Freq. [Hz]	2.2	2.3	2.4	2.3	2.3	2.3
Avg. Stride Length [m]	6.5	7.8	7.7	7.5	7.2	7.1



- [] Ranking at each section and finish
- .-.- No data available at this section
- NA No data available



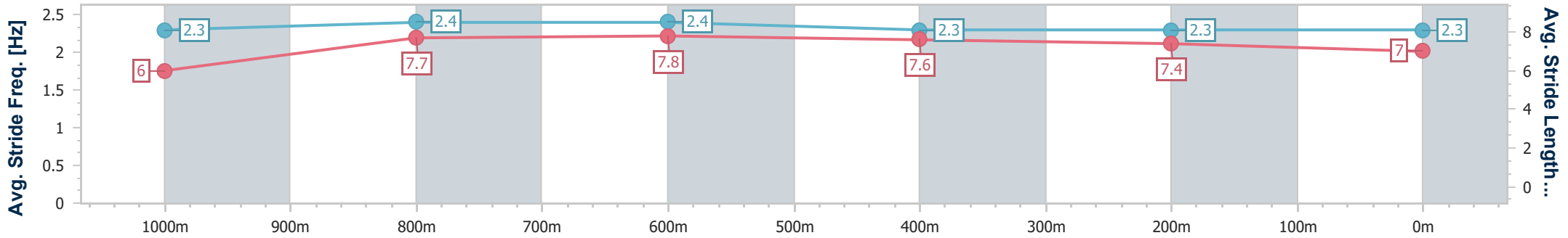
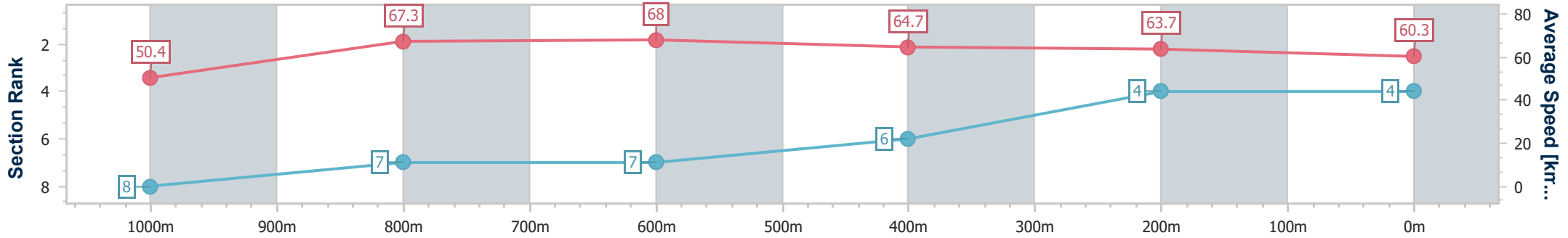
Horse/Jockey Name	Miss Seattle
Final Rank	4
Fastest Section Time (Section)	0:10.64 (800m)
Top Speed [km/h] (Section)	69.4 (800m)
Race State	Finished



Townsville QLD Professional
 Race 3: Cranbrook Medical Handicap - 1200m
 26 October 2024 - 15:07
 Track Rating: Good 4, Weather: Fine, Rail Position: True



Section	Overall	1000m	800m	600m	400m	200m
Section Times	1:10.27 [4] (0:14.31)	0:55.96 [8] (0:10.69)	0:45.27 [7] (0:10.64)	0:34.63 [7] (0:11.27)	0:23.36 [6] (0:11.40)	0:11.96 [4] (0:11.96)
Average Speed [km/h]	50.4	67.3	68.0	64.7	63.7	60.3
Top Speed [km/h]	66.0	68.1	69.4	66.5	64.3	62.9
Avg. Dist. to Rail [m]	5.5	0.3	0.8	2.8	5.3	7.1
Avg. Stride Freq. [Hz]	2.3	2.4	2.4	2.3	2.3	2.3
Avg. Stride Length [m]	6.0	7.7	7.8	7.6	7.4	7.0



- [] Ranking at each section and finish
- .-.- No data available at this section
- NA No data available



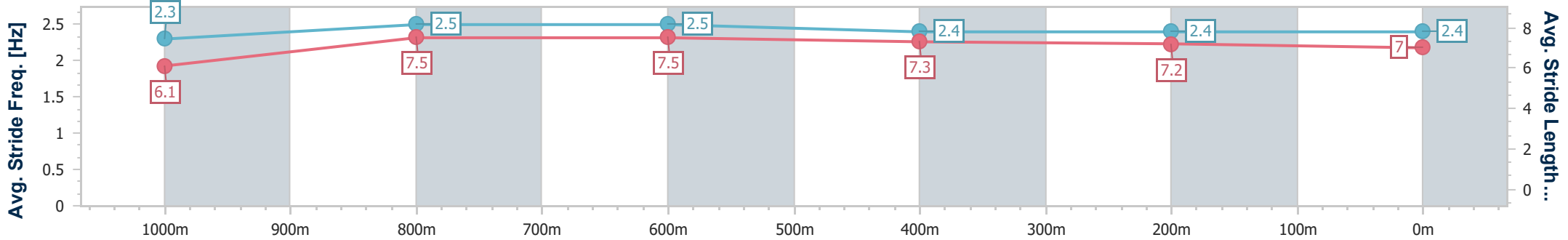
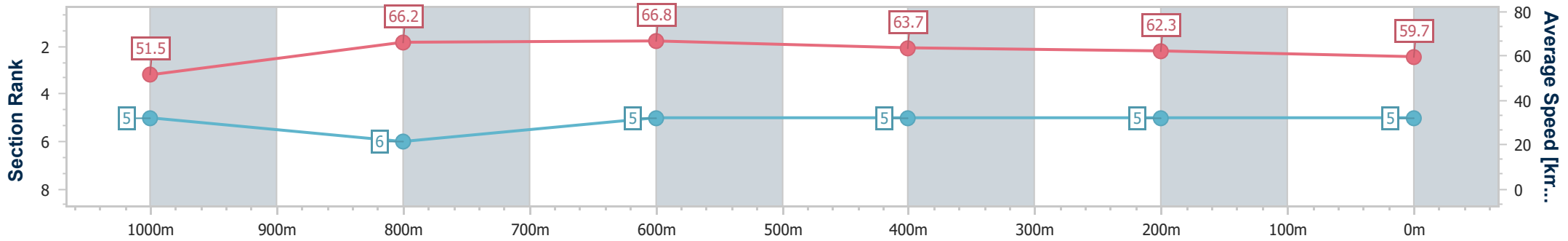
Horse/Jockey Name	Vadamos Queen
Final Rank	5
Fastest Section Time (Section)	0:10.69 (800m)
Top Speed [km/h] (Section)	67.9 (Overall)
Race State	Finished



Townsville QLD Professional
 Race 3: Cranbrook Medical Handicap - 1200m
 26 October 2024 - 15:07
 Track Rating: Good 4, Weather: Fine, Rail Position: True



Section	Overall	1000m	800m	600m	400m	200m
Section Times	1:10.45 [5] (0:13.99)	0:56.46 [5] (0:10.84)	0:45.62 [6] (0:10.69)	0:34.93 [5] (0:11.30)	0:23.63 [5] (0:11.56)	0:12.07 [5] (0:12.07)
Average Speed [km/h]	51.5	66.2	66.8	63.7	62.3	59.7
Top Speed [km/h]	67.9	67.8	67.6	65.4	63.8	61.5
Avg. Dist. to Rail [m]	4.6	0.6	1.6	0.6	0.5	3.5
Avg. Stride Freq. [Hz]	2.3	2.5	2.5	2.4	2.4	2.4
Avg. Stride Length [m]	6.1	7.5	7.5	7.3	7.2	7.0



- [] Ranking at each section and finish
- .-.- No data available at this section
- NA No data available



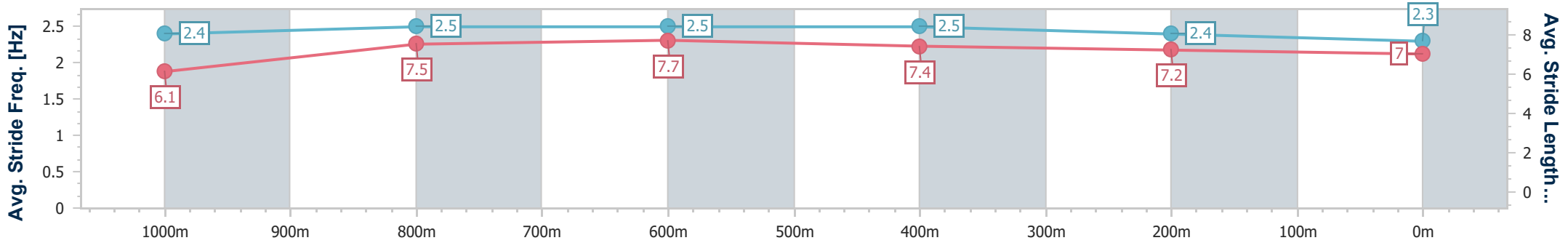
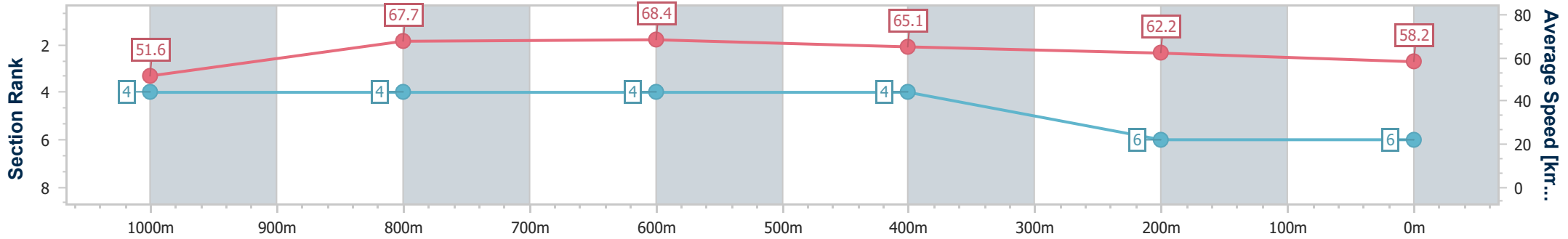
Horse/Jockey Name	Dusky Damsel
Final Rank	6
Fastest Section Time (Section)	0:10.65 (1000m)
Top Speed [km/h] (Section)	70.0 (1000m)
Race State	Finished



Townsville QLD Professional
 Race 3: Cranbrook Medical Handicap - 1200m
 26 October 2024 - 15:07
 Track Rating: Good 4, Weather: Fine, Rail Position: True



Section	Overall	1000m	800m	600m	400m	200m
Section Times	1:10.83 [6] (0:13.95)	0:56.88 [4] (0:10.65)	0:46.23 [4] (0:10.76)	0:35.47 [4] (0:11.36)	0:24.11 [4] (0:11.73)	0:12.38 [6] (0:12.38)
Average Speed [km/h]	51.6	67.7	68.4	65.1	62.2	58.2
Top Speed [km/h]	67.2	70.0	70.0	67.1	64.4	61.3
Avg. Dist. to Rail [m]	4.8	0.5	4.5	5.6	8.1	9.0
Avg. Stride Freq. [Hz]	2.4	2.5	2.5	2.5	2.4	2.3
Avg. Stride Length [m]	6.1	7.5	7.7	7.4	7.2	7.0



- [] Ranking at each section and finish
- .-.- No data available at this section
- NA No data available



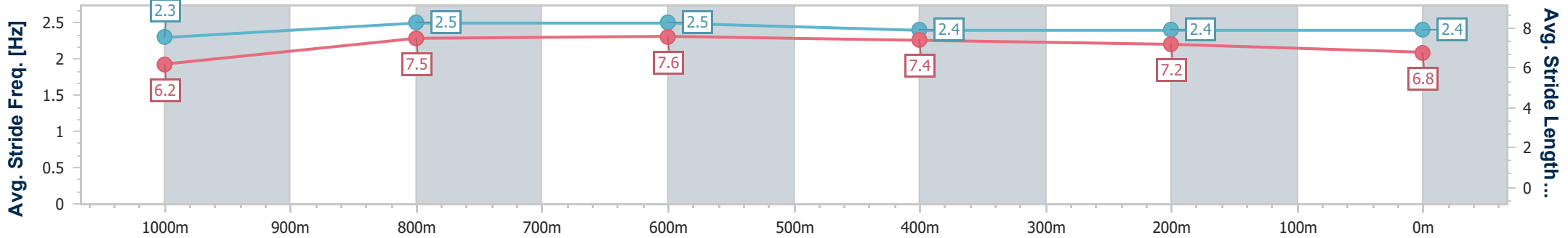
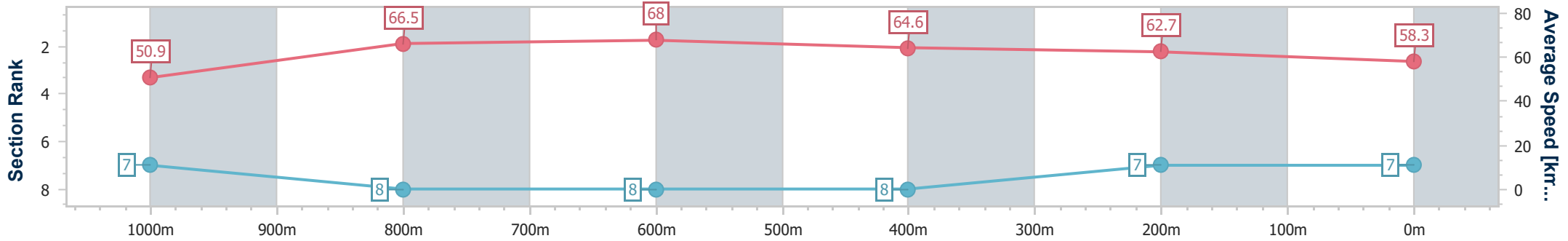
Horse/Jockey Name	To Love Somebody
Final Rank	7
Fastest Section Time (Section)	0:10.68 (800m)
Top Speed [km/h] (Section)	68.9 (800m)
Race State	Finished



Townsville QLD Professional
 Race 3: Cranbrook Medical Handicap - 1200m
 26 October 2024 - 15:07
 Track Rating: Good 4, Weather: Fine, Rail Position: True



Section	Overall	1000m	800m	600m	400m	200m
Section Times	1:11.11 [7] (0:14.19)	0:56.92 [7] (0:10.95)	0:45.97 [8] (0:10.68)	0:35.29 [8] (0:11.31)	0:23.98 [8] (0:11.60)	0:12.38 [7] (0:12.38)
Average Speed [km/h]	50.9	66.5	68.0	64.6	62.7	58.3
Top Speed [km/h]	64.7	68.5	68.9	66.0	63.7	62.5
Avg. Dist. to Rail [m]	8.1	2.2	1.8	3.2	6.9	10.2
Avg. Stride Freq. [Hz]	2.3	2.5	2.5	2.4	2.4	2.4
Avg. Stride Length [m]	6.2	7.5	7.6	7.4	7.2	6.8



- [] Ranking at each section and finish
- .-.- No data available at this section
- NA No data available



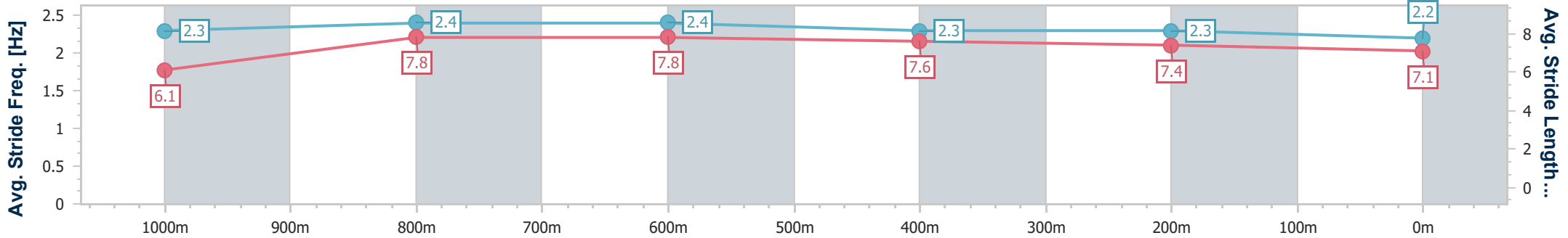
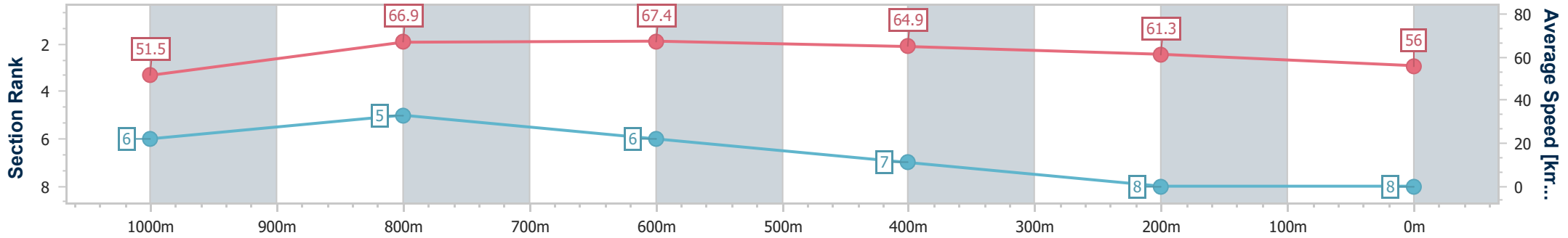
Horse/Jockey Name	Hallside Hammer
Final Rank	8
Fastest Section Time (Section)	0:10.78 (1000m)
Top Speed [km/h] (Section)	69.3 (1000m)
Race State	Finished



Townsville QLD Professional
 Race 3: Cranbrook Medical Handicap - 1200m
 26 October 2024 - 15:07
 Track Rating: Good 4, Weather: Fine, Rail Position: True



Section	Overall	1000m	800m	600m	400m	200m
Section Times	1:11.63 [8] (0:14.01)	0:57.62 [6] (0:10.78)	0:46.84 [5] (0:10.81)	0:36.03 [6] (0:11.31)	0:24.72 [7] (0:11.86)	0:12.86 [8] (0:12.86)
Average Speed [km/h]	51.5	66.9	67.4	64.9	61.3	56.0
Top Speed [km/h]	67.0	69.3	69.2	67.7	63.6	60.1
Avg. Dist. to Rail [m]	5.4	0.3	1.9	4.4	4.8	4.7
Avg. Stride Freq. [Hz]	2.3	2.4	2.4	2.3	2.3	2.2
Avg. Stride Length [m]	6.1	7.8	7.8	7.6	7.4	7.1



- [] Ranking at each section and finish
- .-.- No data available at this section
- NA No data available



Townsville QLD Professional

Race 4: Mercedes-Benz Townsville BM55 Handicap - 1300m

26 October 2024 - 15:43



Track Rating: Good 4, Weather: Fine, Rail Position: True

Section		Field Times										Last 600m	
		Overall	1200m	1000m	800m	600m	400m						0:35.22
		1:17.07 (0:08.46)	1:08.61 (0:11.06)	0:57.55 (0:11.08)	0:46.47 (0:11.25)	0:35.22 (0:11.43)	0:23.79 (0:11.49)						
Rank	TAB	Horse/Jockey	Barrier	Top Speed [km/h]	Fastest Section							Distance Travelled [m]	
1	2	SPECIALTIE Justin Huxtable	7	66.8	0:08.46	1:17.07 [1] (0:08.46)	1:08.61 [1] (0:11.06)	0:57.55 [1] (0:11.08)	0:46.47 [1] (0:11.25)	0:35.22 [1] (0:11.43)	0:23.79 [1] (0:11.49)	0:35.22	
2	1	CHILLI PALMER Jenna Edwards	8	66.5	0:08.58	1:17.31 [2] (0:08.58)	1:08.73 [3] (0:11.02)	0:57.71 [2] (0:11.11)	0:46.60 [2] (0:11.21)	0:35.39 [2] (0:11.51)	0:23.88 [3] (0:11.67)	0:35.39	+0
3	13	RUGGED ROY Rebecca Wilson	12	67.5	0:08.86	1:17.34 [3] (0:08.86)	1:08.48 [8] (0:11.10)	0:57.38 [7] (0:11.20)	0:46.18 [7] (0:11.18)	0:35.00 [7] (0:11.34)	0:23.66 [5] (0:11.52)	0:35.00	+6
4	8	DICKIN MEDAL Michael Murphy	5	66.6	0:08.83	1:17.39 [4] (0:08.83)	1:08.56 [7] (0:11.12)	0:57.44 [6] (0:11.19)	0:46.25 [6] (0:11.19)	0:35.06 [6] (0:11.55)	0:23.51 [8] (0:11.48)	0:35.06	+2
5	4	AOLANI Gabrielle Semmens	2	66.8	0:08.66	1:17.45 [5] (0:08.66)	1:08.79 [5] (0:11.35)	0:57.44 [8] (0:11.24)	0:46.20 [8] (0:11.12)	0:35.08 [8] (0:11.45)	0:23.63 [6] (0:11.49)	0:35.08	-2
6	7	HIT SNOOZE Lacey Morrison	1	67.3	0:08.54	1:17.47 [6] (0:08.54)	1:08.93 [2] (0:11.16)	0:57.77 [3] (0:11.20)	0:46.57 [3] (0:11.11)	0:35.46 [3] (0:11.35)	0:24.11 [2] (0:11.76)	0:35.46	-2
7	14	BOLD ZIP Jackson Murphy	14	67.3	0:09.19	1:17.64 [7] (0:09.19)	1:08.45 [11] (0:11.24)	0:57.21 [11] (0:11.31)	0:45.90 [11] (0:10.96)	0:34.94 [11] (0:11.36)	0:23.58 [10] (0:11.64)	0:34.94	+3
8	3	ELLEVES Chris Whiteley	4	66.6	0:09.06	1:17.80 [8] (0:09.06)	1:08.74 [10] (0:11.20)	0:57.54 [10] (0:11.27)	0:46.27 [10] (0:11.08)	0:35.19 [10] (0:11.49)	0:23.70 [11] (0:11.56)	0:35.19	-3
9	5	DEER HUNTER Graham Kliese	11	66.8	0:08.99	1:17.90 [9] (0:08.99)	1:08.91 [9] (0:11.21)	0:57.70 [9] (0:11.21)	0:46.49 [9] (0:11.14)	0:35.35 [9] (0:11.50)	0:23.85 [9] (0:11.60)	0:35.35	+3
10	6	EXTRA FREE Nathan Thomas	10	68.7	0:09.46	1:18.31 [10] (0:09.46)	1:08.85 [12] (0:11.13)	0:57.72 [12] (0:11.23)	0:46.49 [12] (0:10.97)	0:35.52 [12] (0:11.42)	0:24.10 [12] (0:11.46)	0:35.52	-1

Scratched: Oakfield Panther (#10), Call Me Hilton (#9)

[] Ranking at each section and finish
 -:-:- No data available at this section
 NA No data available

SCN Saddle cloth number
 DNF Did not finish
 DNT Did not track



Townsville QLD Professional

Race 4: Mercedes-Benz Townsville BM55 Handicap - 1300m

26 October 2024 - 15:43



Track Rating: Good 4, Weather: Fine, Rail Position: True

Section		Overall	1200m	1000m	800m	600m	400m	Last 600m				
Field Times		1:17.07 (0:08.46)	1:08.61 (0:11.06)	0:57.55 (0:11.08)	0:46.47 (0:11.25)	0:35.22 (0:11.43)	0:23.79 (0:11.49)	0:35.22				
Rank	TAB Horse/Jockey	Barrier	Top Speed [km/h]	Fastest Section					Distance Travelled [m]			
11	12 SUPREME PRINCE Nathan Day	9	66.9 1200m	0:08.74 Overall	1:18.46 [11] (0:08.74)	1:09.72 [6] (0:11.07)	0:58.65 [5] (0:11.25)	0:47.40 [5] (0:11.08)	0:36.32 [4] (0:11.42)	0:24.90 [4] (0:11.93)	0:36.32	-1
12	11 FORGETABOUTIT Pietro Romeo	6	66.1 1000m	0:08.60 Overall	1:18.54 [12] (0:08.60)	1:09.94 [4] (0:11.16)	0:58.78 [4] (0:11.19)	0:47.59 [4] (0:11.20)	0:36.39 [5] (0:11.69)	0:24.70 [7] (0:11.92)	0:36.39	+0

Scratched: Oakfield Panther (#10), Call Me Hilton (#9)

[] Ranking at each section and finish
 -:-:-:- No data available at this section
 NA No data available

SCN Saddle cloth number
 DNF Did not finish
 DNT Did not track



Townsville QLD Professional

Race 4: Mercedes-Benz Townsville BM55 Handicap - 1300m

26 October 2024 - 15:43



Track Rating: Good 4, Weather: Fine, Rail Position: True

Section							200m			Last 600m
Field Times							0:12.30			0:35.22
Rank	TAB	Horse/Jockey	Barrier	Top Speed [km/h]	Fastest Section	Margin				Distance Travelled [m]
1	2	SPECIALTIE Justin Huxtable	7	66.8 1000m	0:08.46 Overall	0:12.30 [1] (0:12.30)	1:17.07			0:35.22
2	1	CHILLI PALMER Jenna Edwards	8	66.5 1200m	0:08.58 Overall	0:12.21 [2] (0:12.21)	1.42L			0:35.39 +0
3	13	RUGGED ROY Rebecca Wilson	12	67.5 1000m	0:08.86 Overall	0:12.14 [4] (0:12.14)	1.56L			0:35.00 +6
4	8	DICKIN MEDAL Michael Murphy	5	66.6 800m	0:08.83 Overall	0:12.03 [6] (0:12.03)	1.87L			0:35.06 +2
5	4	AOLANI Gabrielle Semmens	2	66.8 800m	0:08.66 Overall	0:12.14 [5] (0:12.14)	2.23L			0:35.08 -2
6	7	HIT SNOOZE Lacey Morrison	1	67.3 1200m	0:08.54 Overall	0:12.35 [3] (0:12.35)	2.33L			0:35.46 -2
7	14	BOLD ZIP Jackson Murphy	14	67.3 800m	0:09.19 Overall	0:11.94 [11] (0:11.94)	3.35L			0:34.94 +3
8	3	ELLEVES Chris Whiteley	4	66.6 800m	0:09.06 Overall	0:12.14 [9] (0:12.14)	4.3L			0:35.19 -3
9	5	DEER HUNTER Graham Kliese	11	66.8 800m	0:08.99 Overall	0:12.25 [8] (0:12.25)	4.88L			0:35.35 +3
10	6	EXTRA FREE Nathan Thomas	10	68.7 800m	0:09.46 Overall	0:12.64 [10] (0:12.64)	7.3L			0:35.52 -1

Scratched: Oakfield Panther (#10), Call Me Hilton (#9)

[] Ranking at each section and finish
 -:-:- No data available at this section
 NA No data available

SCN Saddle cloth number
 DNF Did not finish
 DNT Did not track



Townsville QLD Professional
Race 4: Mercedes-Benz Townsville BM55 Handicap - 1300m
26 October 2024 - 15:43



Track Rating: Good 4, Weather: Fine, Rail Position: True

Section				200m				Last 600m		
Field Times				0:12.30 (0:12.30)				0:35.22		
Rank	TAB	Horse/Jockey	Barrier	Top Speed [km/h]	Fastest Section	Margin			Distance Travelled [m]	
11	12	SUPREME PRINCE	9	66.9	0:08.74	0:12.97 [7]	8.14L		0:36.32	-1
		Nathan Day		1200m	Overall	(0:12.97)				
12	11	FORGETABOUTIT	6	66.1	0:08.60	0:12.78 [12]	8.62L		0:36.39	+0
		Pietro Romeo		1000m	Overall	(0:12.78)				

Scratched: Oakfield Panther (#10), Call Me Hilton (#9)

[] Ranking at each section and finish
 -:-:-:- No data available at this section
 NA No data available

SCN Saddle cloth number
 DNF Did not finish
 DNT Did not track



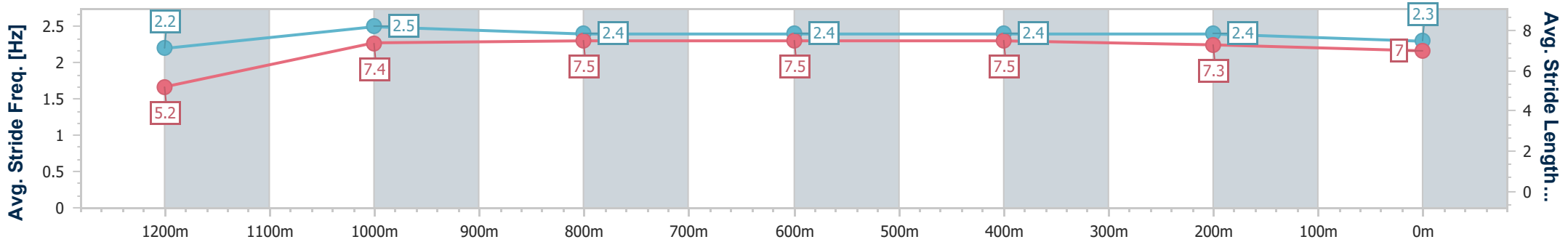
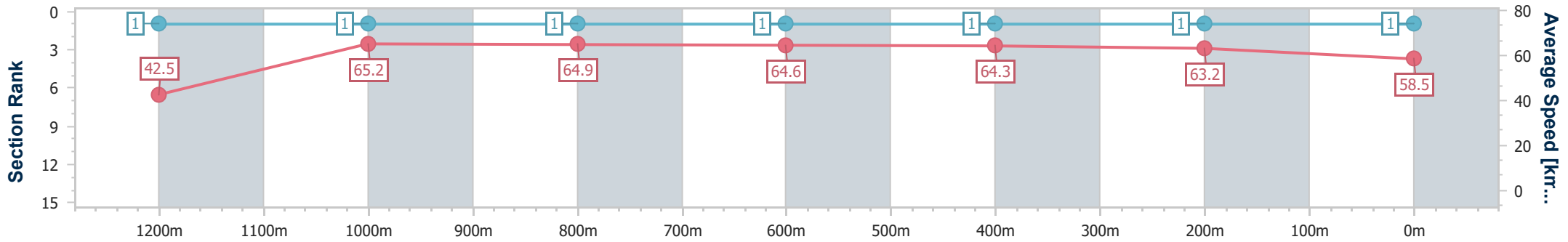
Horse/Jockey Name	Specialtie
Final Rank	1
Fastest Section Time (Section)	0:08.46 (Overall)
Top Speed [km/h] (Section)	66.8 (1000m)
Race State	Finished



Townsville QLD Professional
 Race 4: Mercedes-Benz Townsville BM55 Handicap - 1300m
 26 October 2024 - 15:43
 Track Rating: Good 4, Weather: Fine, Rail Position: True



Section	Overall	1200m	1000m	800m	600m	400m	200m
Section Times	1:17.07 [1] (0:08.46)	1:08.61 [1] (0:11.06)	0:57.55 [1] (0:11.08)	0:46.47 [1] (0:11.25)	0:35.22 [1] (0:11.43)	0:23.79 [1] (0:11.49)	0:12.30 [1] (0:12.30)
Average Speed [km/h]	42.5	65.2	64.9	64.6	64.3	63.2	58.5
Top Speed [km/h]	63.9	66.0	66.8	66.6	65.6	64.4	62.2
Avg. Dist. to Rail [m]	9.1	1.4	0.2	1.9	4.2	4.1	4.5
Avg. Stride Freq. [Hz]	2.2	2.5	2.4	2.4	2.4	2.4	2.3
Avg. Stride Length [m]	5.2	7.4	7.5	7.5	7.5	7.3	7.0



- [] Ranking at each section and finish
- .-.- No data available at this section
- NA No data available



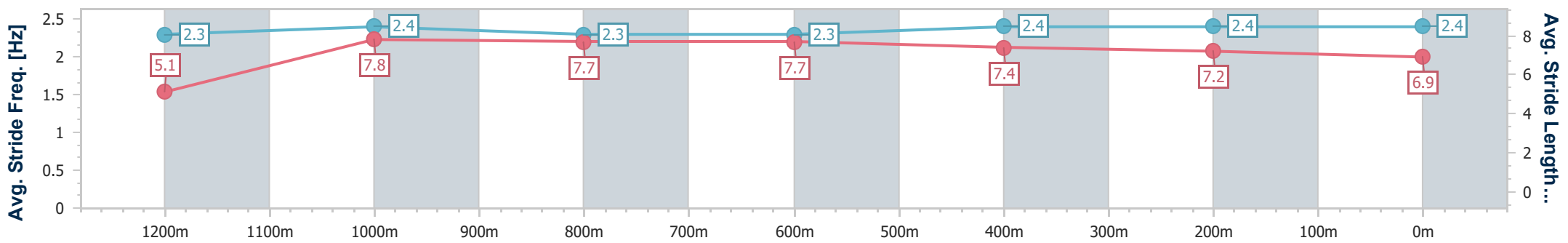
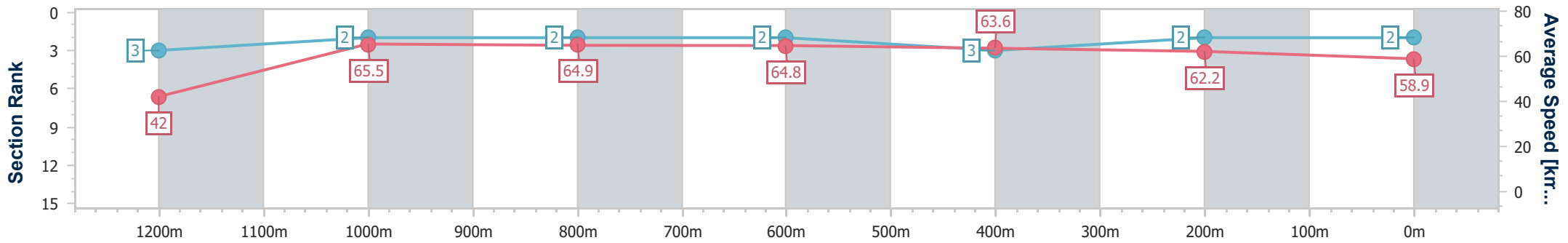
Horse/Jockey Name	Chilli Palmer
Final Rank	2
Fastest Section Time (Section)	0:08.58 (Overall)
Top Speed [km/h] (Section)	66.5 (1200m)
Race State	Finished



Townsville QLD Professional
 Race 4: Mercedes-Benz Townsville BM55 Handicap - 1300m
 26 October 2024 - 15:43
 Track Rating: Good 4, Weather: Fine, Rail Position: True



Section	Overall	1200m	1000m	800m	600m	400m	200m
Section Times	1:17.31 [2] (0:08.58)	1:08.73 [3] (0:11.02)	0:57.71 [2] (0:11.11)	0:46.60 [2] (0:11.21)	0:35.39 [2] (0:11.51)	0:23.88 [3] (0:11.67)	0:12.21 [2] (0:12.21)
Average Speed [km/h]	42.0	65.5	64.9	64.8	63.6	62.2	58.9
Top Speed [km/h]	62.9	66.5	66.1	66.4	65.6	63.5	61.0
Avg. Dist. to Rail [m]	9.5	2.7	0.6	1.6	3.6	4.6	4.6
Avg. Stride Freq. [Hz]	2.3	2.4	2.3	2.3	2.4	2.4	2.4
Avg. Stride Length [m]	5.1	7.8	7.7	7.7	7.4	7.2	6.9



- [] Ranking at each section and finish
- .-.- No data available at this section
- NA No data available



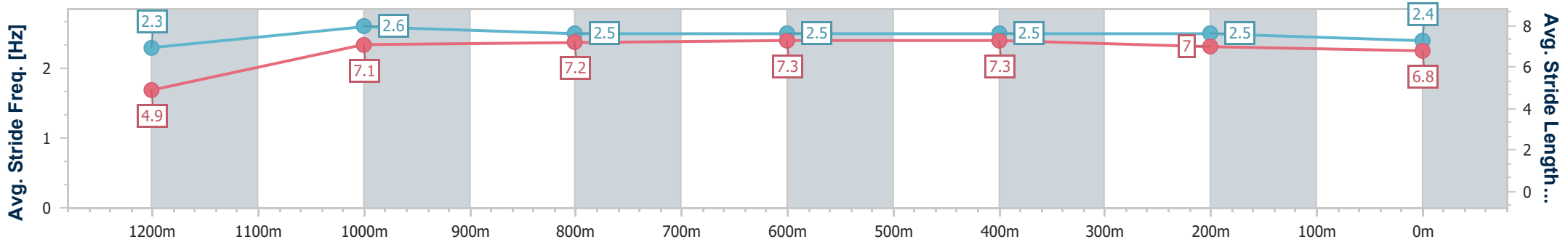
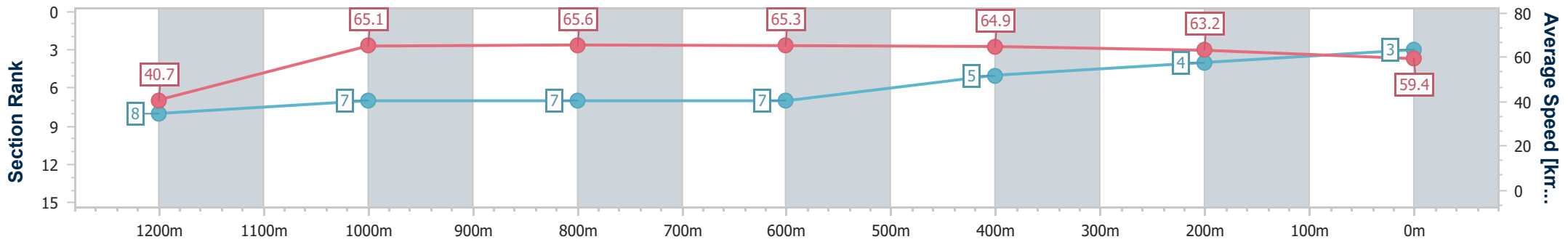
Horse/Jockey Name	Rugged Roy
Final Rank	3
Fastest Section Time (Section)	0:08.86 (Overall)
Top Speed [km/h] (Section)	67.5 (1000m)
Race State	Finished



Townsville QLD Professional
 Race 4: Mercedes-Benz Townsville BM55 Handicap - 1300m
 26 October 2024 - 15:43
 Track Rating: Good 4, Weather: Fine, Rail Position: True



Section	Overall	1200m	1000m	800m	600m	400m	200m
Section Times	1:17.34 [3] (0:08.86)	1:08.48 [8] (0:11.10)	0:57.38 [7] (0:11.20)	0:46.18 [7] (0:11.18)	0:35.00 [7] (0:11.34)	0:23.66 [5] (0:11.52)	0:12.14 [4]
Average Speed [km/h]	40.7	65.1	65.6	65.3	64.9	63.2	59.4
Top Speed [km/h]	62.9	66.7	67.5	66.7	66.4	64.2	62.1
Avg. Dist. to Rail [m]	12.8	5.1	3.8	2.9	4.4	5.3	5.3
Avg. Stride Freq. [Hz]	2.3	2.6	2.5	2.5	2.5	2.5	2.4
Avg. Stride Length [m]	4.9	7.1	7.2	7.3	7.3	7.0	6.8



- [] Ranking at each section and finish
- .-.- No data available at this section
- NA No data available



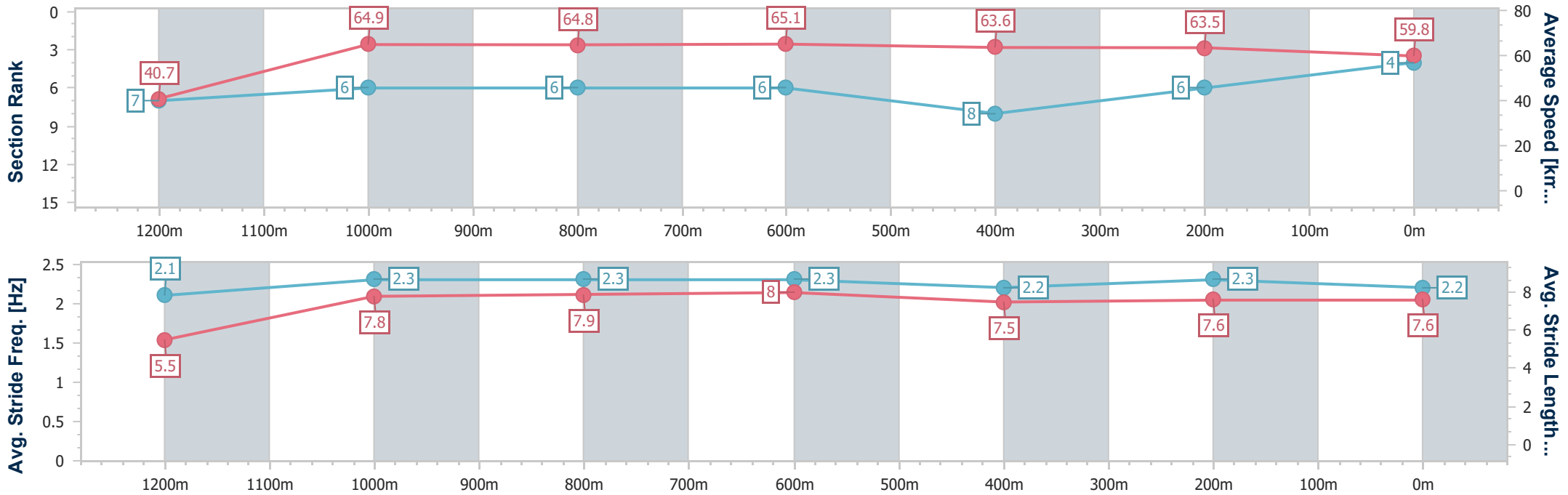
Horse/Jockey Name	Dickin Medal
Final Rank	4
Fastest Section Time (Section)	0:08.83 (Overall)
Top Speed [km/h] (Section)	66.6 (800m)
Race State	Finished



Townsville QLD Professional
 Race 4: Mercedes-Benz Townsville BM55 Handicap - 1300m
 26 October 2024 - 15:43
 Track Rating: Good 4, Weather: Fine, Rail Position: True



Section	Overall	1200m	1000m	800m	600m	400m	200m
Section Times	1:17.39 [4] (0:08.83)	1:08.56 [7] (0:11.12)	0:57.44 [6] (0:11.19)	0:46.25 [6] (0:11.19)	0:35.06 [6] (0:11.55)	0:23.51 [8] (0:11.48)	0:12.03 [6]
Average Speed [km/h]	40.7	64.9	64.8	65.1	63.6	63.5	59.8
Top Speed [km/h]	62.7	66.2	66.2	66.6	65.0	64.4	63.3
Avg. Dist. to Rail [m]	6.9	2.4	1.5	2.2	4.1	7.2	8.2
Avg. Stride Freq. [Hz]	2.1	2.3	2.3	2.3	2.2	2.3	2.2
Avg. Stride Length [m]	5.5	7.8	7.9	8.0	7.5	7.6	7.6



- [] Ranking at each section and finish
- .-.- No data available at this section
- NA No data available



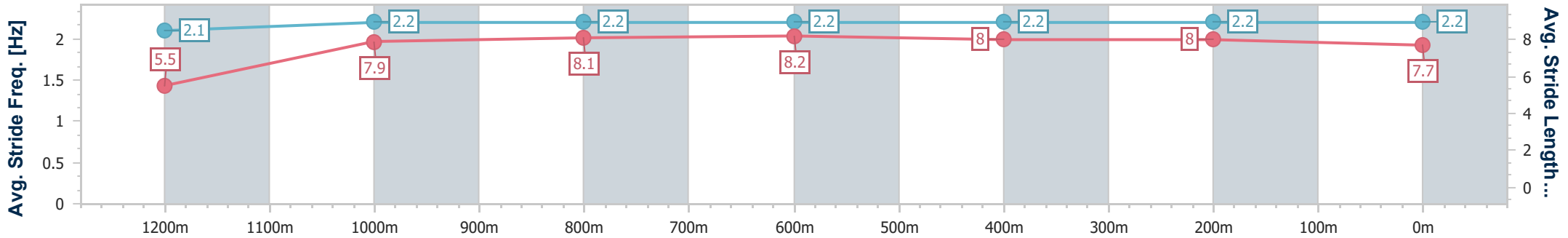
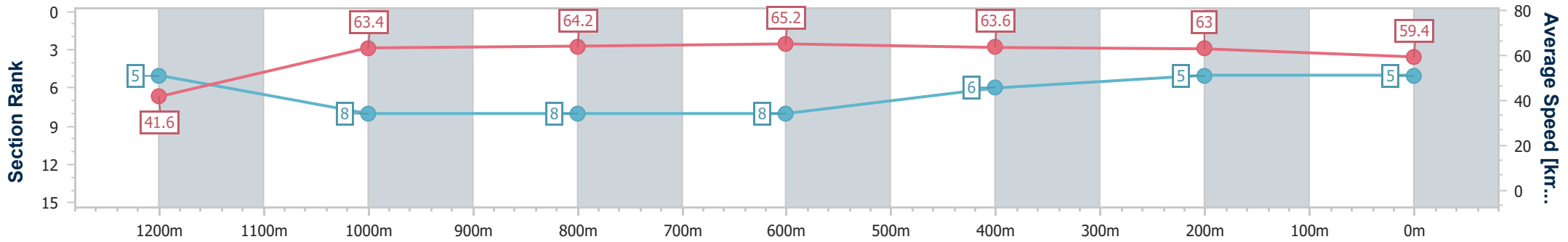
Horse/Jockey Name	Aolani
Final Rank	5
Fastest Section Time (Section)	0:08.66 (Overall)
Top Speed [km/h] (Section)	66.8 (800m)
Race State	Finished



Townsville QLD Professional
 Race 4: Mercedes-Benz Townsville BM55 Handicap - 1300m
 26 October 2024 - 15:43
 Track Rating: Good 4, Weather: Fine, Rail Position: True



Section	Overall	1200m	1000m	800m	600m	400m	200m
Section Times	1:17.45 [5] (0:08.66)	1:08.79 [5] (0:11.35)	0:57.44 [8] (0:11.24)	0:46.20 [8] (0:11.12)	0:35.08 [8] (0:11.45)	0:23.63 [6] (0:11.49)	0:12.14 [5] (0:12.14)
Average Speed [km/h]	41.6	63.4	64.2	65.2	63.6	63.0	59.4
Top Speed [km/h]	60.4	64.3	66.3	66.8	64.3	63.9	61.2
Avg. Dist. to Rail [m]	6.0	1.5	0.7	1.1	2.4	3.4	5.6
Avg. Stride Freq. [Hz]	2.1	2.2	2.2	2.2	2.2	2.2	2.2
Avg. Stride Length [m]	5.5	7.9	8.1	8.2	8.0	8.0	7.7



- [] Ranking at each section and finish
- .-.- No data available at this section
- NA No data available



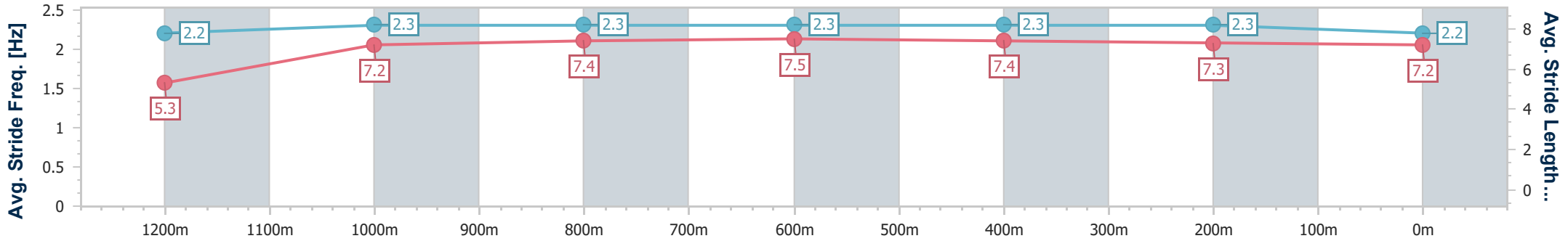
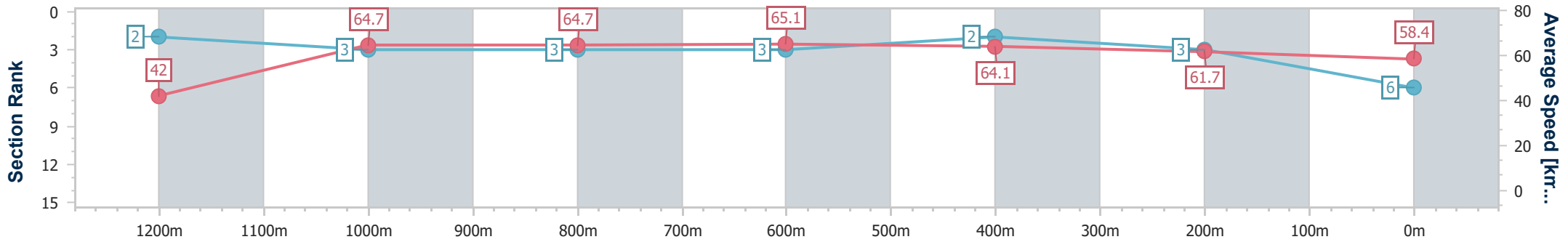
Horse/Jockey Name	Hit Snooze
Final Rank	6
Fastest Section Time (Section)	0:08.54 (Overall)
Top Speed [km/h] (Section)	67.3 (1200m)
Race State	Finished



Townsville QLD Professional
 Race 4: Mercedes-Benz Townsville BM55 Handicap - 1300m
 26 October 2024 - 15:43
 Track Rating: Good 4, Weather: Fine, Rail Position: True



Section	Overall	1200m	1000m	800m	600m	400m	200m
Section Times	1:17.47 [6] (0:08.54)	1:08.93 [2] (0:11.16)	0:57.77 [3] (0:11.20)	0:46.57 [3] (0:11.11)	0:35.46 [3] (0:11.35)	0:24.11 [2] (0:11.76)	0:12.35 [3] (0:12.35)
Average Speed [km/h]	42.0	64.7	64.7	65.1	64.1	61.7	58.4
Top Speed [km/h]	61.0	67.3	66.2	66.4	64.6	63.3	60.1
Avg. Dist. to Rail [m]	4.8	1.0	0.9	1.1	2.5	4.0	5.1
Avg. Stride Freq. [Hz]	2.2	2.3	2.3	2.3	2.3	2.3	2.2
Avg. Stride Length [m]	5.3	7.2	7.4	7.5	7.4	7.3	7.2



- [] Ranking at each section and finish
- .-.- No data available at this section
- NA No data available



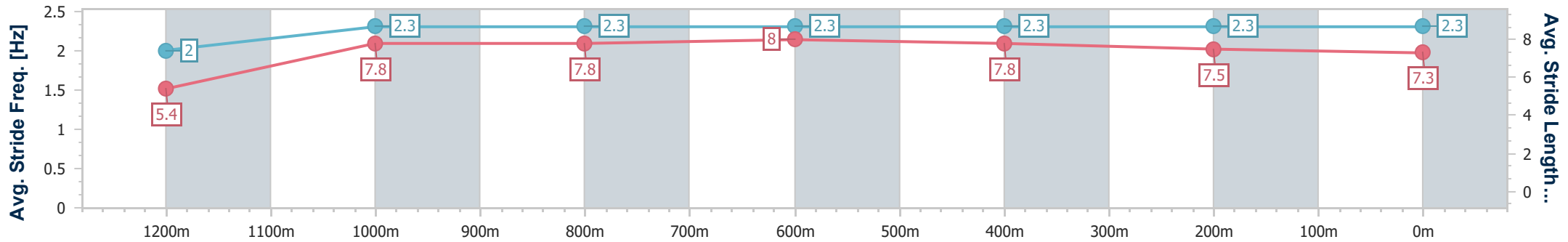
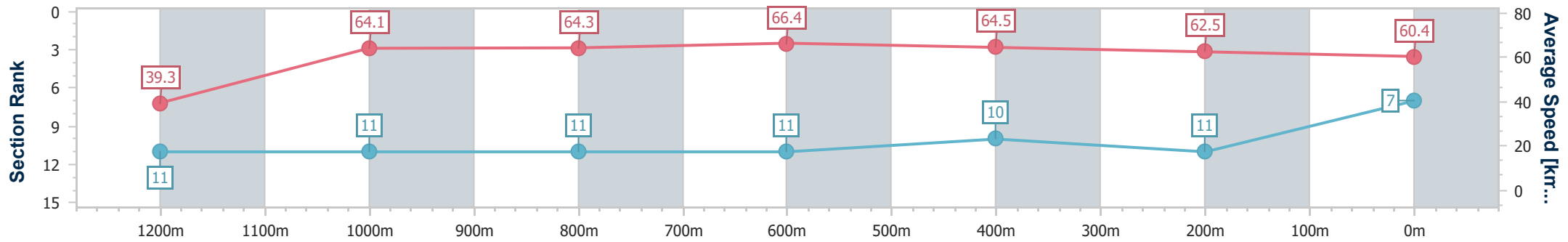
Horse/Jockey Name	Bold Zip
Final Rank	7
Fastest Section Time (Section)	0:09.19 (Overall)
Top Speed [km/h] (Section)	67.3 (800m)
Race State	Finished



Townsville QLD Professional
 Race 4: Mercedes-Benz Townsville BM55 Handicap - 1300m
 26 October 2024 - 15:43
 Track Rating: Good 4, Weather: Fine, Rail Position: True



Section	Overall	1200m	1000m	800m	600m	400m	200m
Section Times	1:17.64 [7] (0:09.19)	1:08.45 [11] (0:11.24)	0:57.21 [11] (0:11.31)	0:45.90 [11] (0:10.96)	0:34.94 [11] (0:11.36)	0:23.58 [10] (0:11.64)	0:11.94 [11] (0:11.94)
Average Speed [km/h]	39.3	64.1	64.3	66.4	64.5	62.5	60.4
Top Speed [km/h]	60.2	66.0	65.7	67.3	65.6	63.5	62.7
Avg. Dist. to Rail [m]	13.1	2.5	1.8	2.0	3.7	6.5	8.7
Avg. Stride Freq. [Hz]	2.0	2.3	2.3	2.3	2.3	2.3	2.3
Avg. Stride Length [m]	5.4	7.8	7.8	8.0	7.8	7.5	7.3



- [] Ranking at each section and finish
- .-.- No data available at this section
- NA No data available



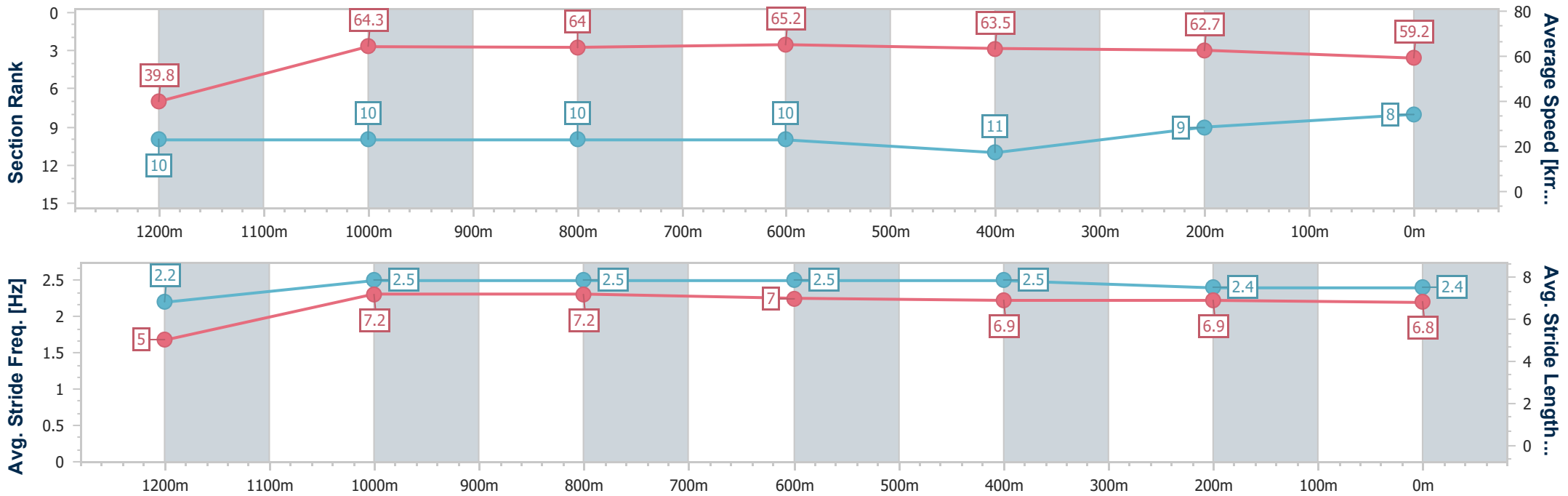
Horse/Jockey Name	Elleves
Final Rank	8
Fastest Section Time (Section)	0:09.06 (Overall)
Top Speed [km/h] (Section)	66.6 (800m)
Race State	Finished



Townsville QLD Professional
 Race 4: Mercedes-Benz Townsville BM55 Handicap - 1300m
 26 October 2024 - 15:43
 Track Rating: Good 4, Weather: Fine, Rail Position: True



Section	Overall	1200m	1000m	800m	600m	400m	200m
Section Times	1:17.80 [8] (0:09.06)	1:08.74 [10] (0:11.20)	0:57.54 [10] (0:11.27)	0:46.27 [10] (0:11.08)	0:35.19 [10] (0:11.49)	0:23.70 [11] (0:11.56)	0:12.14 [9]
Average Speed [km/h]	39.8	64.3	64.0	65.2	63.5	62.7	59.2
Top Speed [km/h]	62.6	65.0	66.4	66.6	63.8	63.7	61.4
Avg. Dist. to Rail [m]	5.8	0.6	0.3	1.1	2.5	3.5	5.2
Avg. Stride Freq. [Hz]	2.2	2.5	2.5	2.5	2.5	2.4	2.4
Avg. Stride Length [m]	5.0	7.2	7.2	7.0	6.9	6.9	6.8



- [] Ranking at each section and finish
- .-.- No data available at this section
- NA No data available



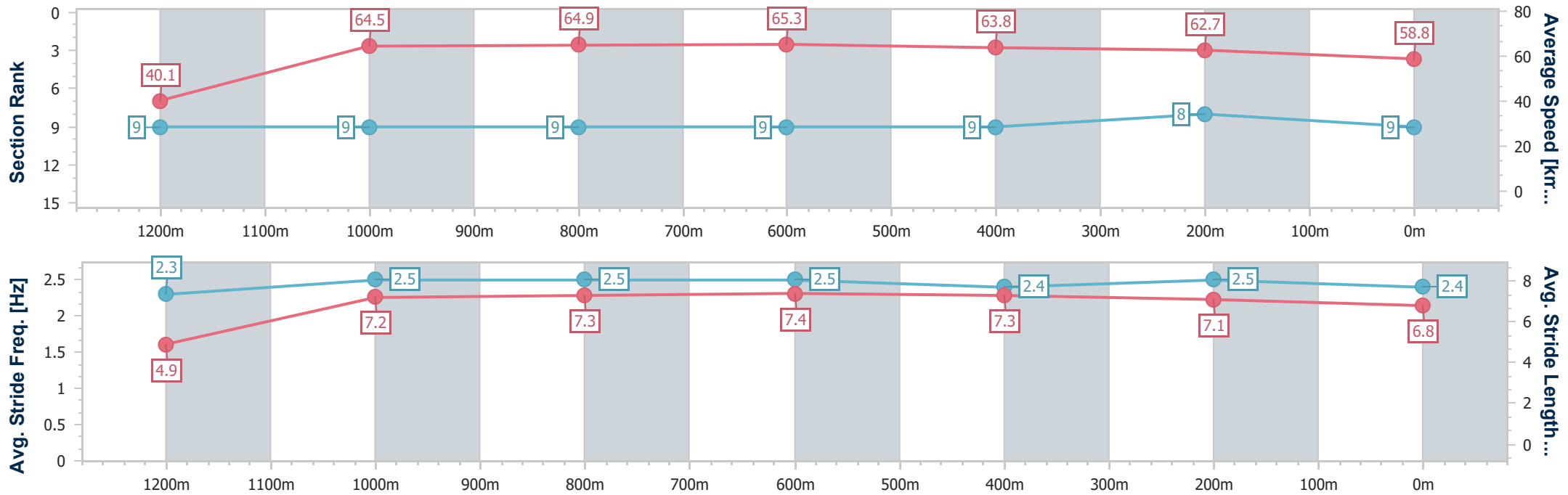
Horse/Jockey Name	Deer Hunter
Final Rank	9
Fastest Section Time (Section)	0:08.99 (Overall)
Top Speed [km/h] (Section)	66.8 (800m)
Race State	Finished



Townsville QLD Professional
 Race 4: Mercedes-Benz Townsville BM55 Handicap - 1300m
 26 October 2024 - 15:43
 Track Rating: Good 4, Weather: Fine, Rail Position: True



Section	Overall	1200m	1000m	800m	600m	400m	200m
Section Times	1:17.90 [9] (0:08.99)	1:08.91 [9] (0:11.21)	0:57.70 [9] (0:11.21)	0:46.49 [9] (0:11.14)	0:35.35 [9] (0:11.50)	0:23.85 [9] (0:11.60)	0:12.25 [8] (0:12.25)
Average Speed [km/h]	40.1	64.5	64.9	65.3	63.8	62.7	58.8
Top Speed [km/h]	60.2	66.1	66.7	66.8	64.5	63.7	61.5
Avg. Dist. to Rail [m]	12.2	3.4	2.2	2.3	3.5	6.3	7.9
Avg. Stride Freq. [Hz]	2.3	2.5	2.5	2.5	2.4	2.5	2.4
Avg. Stride Length [m]	4.9	7.2	7.3	7.4	7.3	7.1	6.8



- [] Ranking at each section and finish
- .-.- No data available at this section
- NA No data available



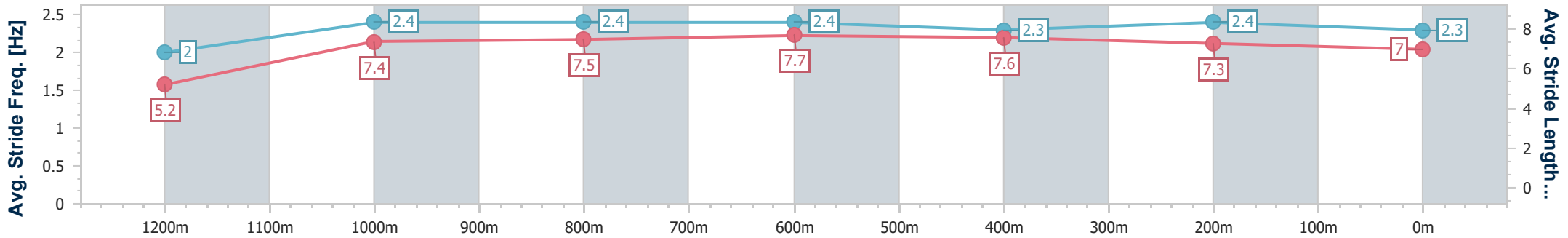
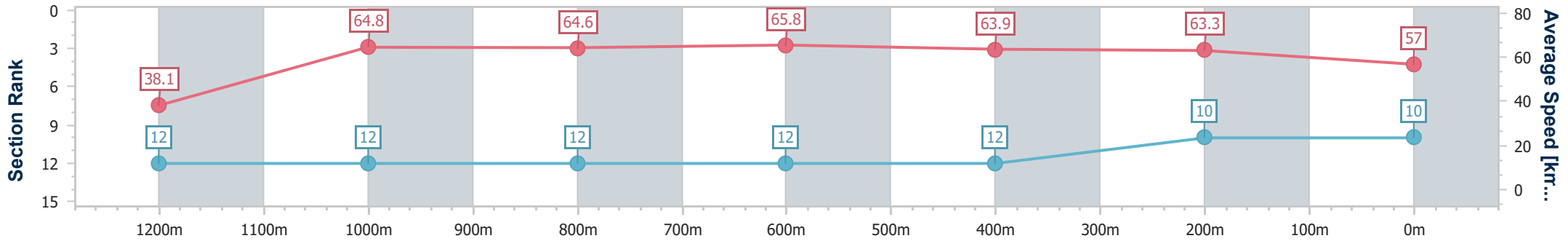
Horse/Jockey Name	Extra Free
Final Rank	10
Fastest Section Time (Section)	0:09.46 (Overall)
Top Speed [km/h] (Section)	68.7 (800m)
Race State	Finished



Townsville QLD Professional
 Race 4: Mercedes-Benz Townsville BM55 Handicap - 1300m
 26 October 2024 - 15:43
 Track Rating: Good 4, Weather: Fine, Rail Position: True



Section	Overall	1200m	1000m	800m	600m	400m	200m
Section Times	1:18.31 [10] (0:09.46)	1:08.85 [12] (0:11.13)	0:57.72 [12] (0:11.23)	0:46.49 [12] (0:10.97)	0:35.52 [12] (0:11.42)	0:24.10 [12] (0:11.46)	0:12.64 [10] (0:12.64)
Average Speed [km/h]	38.1	64.8	64.6	65.8	63.9	63.3	57.0
Top Speed [km/h]	60.9	66.6	66.9	68.7	64.7	65.5	61.5
Avg. Dist. to Rail [m]	10.4	2.0	1.5	0.8	2.6	4.8	6.5
Avg. Stride Freq. [Hz]	2.0	2.4	2.4	2.4	2.3	2.4	2.3
Avg. Stride Length [m]	5.2	7.4	7.5	7.7	7.6	7.3	7.0



- [] Ranking at each section and finish
- .-.- No data available at this section
- NA No data available



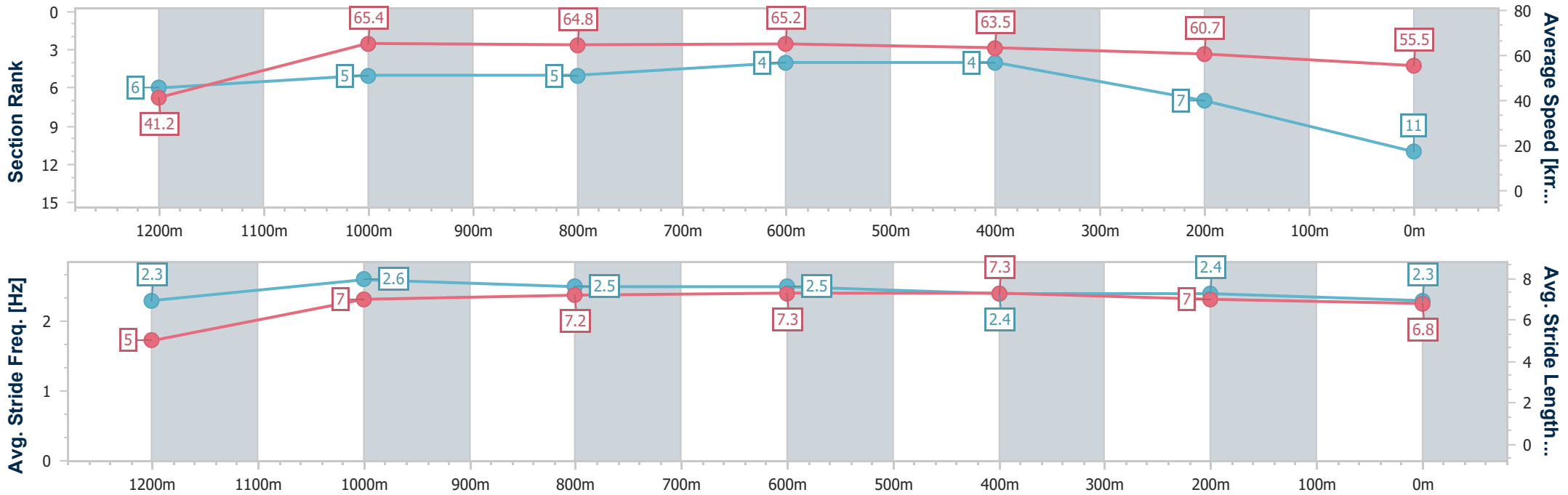
Horse/Jockey Name	Supreme Prince
Final Rank	11
Fastest Section Time (Section)	0:08.74 (Overall)
Top Speed [km/h] (Section)	66.9 (1200m)
Race State	Finished



Townsville QLD Professional
 Race 4: Mercedes-Benz Townsville BM55 Handicap - 1300m
 26 October 2024 - 15:43
 Track Rating: Good 4, Weather: Fine, Rail Position: True



Section	Overall	1200m	1000m	800m	600m	400m	200m
Section Times	1:18.46 [11] (0:08.74)	1:09.72 [6] (0:11.07)	0:58.65 [5] (0:11.25)	0:47.40 [5] (0:11.08)	0:36.32 [4] (0:11.42)	0:24.90 [4] (0:11.93)	0:12.97 [7]
Average Speed [km/h]	41.2	65.4	64.8	65.2	63.5	60.7	55.5
Top Speed [km/h]	61.7	66.9	65.8	66.2	66.2	62.2	59.3
Avg. Dist. to Rail [m]	11.6	5.6	2.8	0.8	1.6	2.9	4.5
Avg. Stride Freq. [Hz]	2.3	2.6	2.5	2.5	2.4	2.4	2.3
Avg. Stride Length [m]	5.0	7.0	7.2	7.3	7.3	7.0	6.8



- [] Ranking at each section and finish
- .-.- No data available at this section
- NA No data available



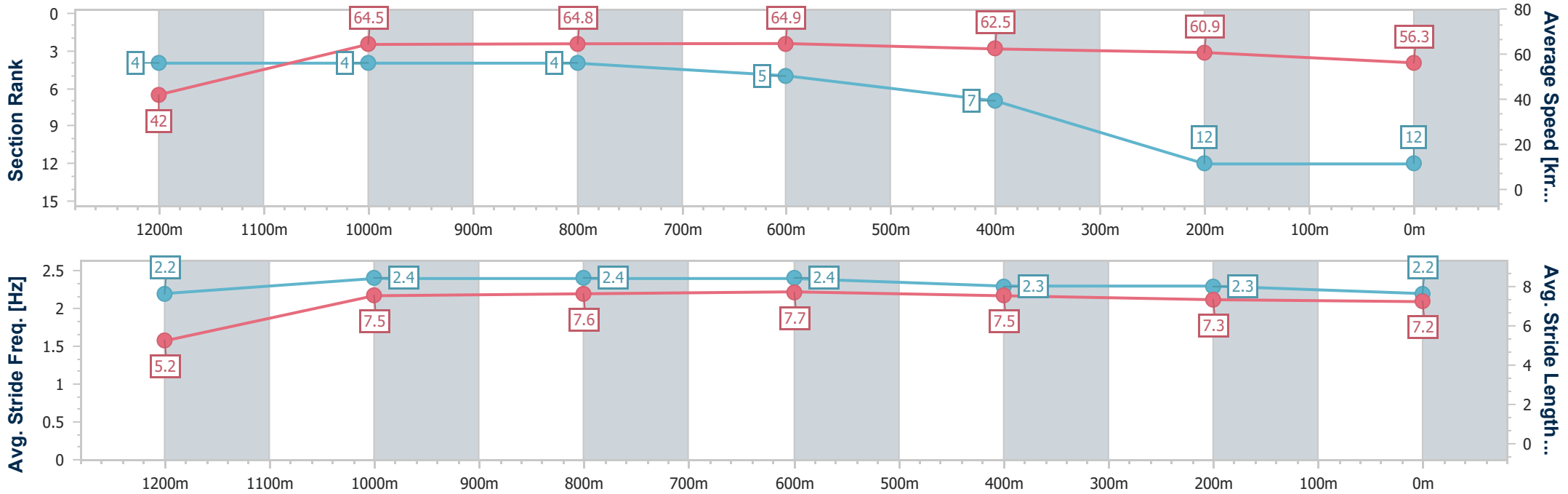
Horse/Jockey Name	Forgetaboutit
Final Rank	12
Fastest Section Time (Section)	0:08.60 (Overall)
Top Speed [km/h] (Section)	66.1 (1000m)
Race State	Finished



Townsville QLD Professional
 Race 4: Mercedes-Benz Townsville BM55 Handicap - 1300m
 26 October 2024 - 15:43
 Track Rating: Good 4, Weather: Fine, Rail Position: True



Section	Overall	1200m	1000m	800m	600m	400m	200m
Section Times	1:18.54 [12] (0:08.60)	1:09.94 [4] (0:11.16)	0:58.78 [4] (0:11.19)	0:47.59 [4] (0:11.20)	0:36.39 [5] (0:11.69)	0:24.70 [7] (0:11.92)	0:12.78 [12] (0:12.78)
Average Speed [km/h]	42.0	64.5	64.8	64.9	62.5	60.9	56.3
Top Speed [km/h]	62.2	65.4	66.1	65.7	64.5	62.7	60.4
Avg. Dist. to Rail [m]	8.2	2.5	1.5	1.6	3.4	4.5	5.1
Avg. Stride Freq. [Hz]	2.2	2.4	2.4	2.4	2.3	2.3	2.2
Avg. Stride Length [m]	5.2	7.5	7.6	7.7	7.5	7.3	7.2



- [] Ranking at each section and finish
- .-.- No data available at this section
- NA No data available



Townsville QLD Professional
Race 5: Great Northern Brewing Co Pallarenda Stakes Two-Years-Old
Maiden Plate - 1000m
26 October 2024 - 16:25



Track Rating: Good 4, Weather: Fine, Rail Position: True

Section		Overall	800m	600m	400m	200m	Last 600m					
Field Times		0:58.83 (0:12.97)	0:45.86 (0:10.35)	0:35.51 (0:11.24)	0:24.27 (0:11.77)	0:12.50 (0:12.50)	0:35.51					
Rank	TAB Horse/Jockey	Barrier	Top Speed [km/h]	Fastest Section	Margin					Distance Travelled [m]		
1	10 GOLD CLASSIC Michael Murphy	4	72.8 Overall	0:10.31 800m	0:58.83 [1] (0:13.05)	0:45.78 [2] (0:10.31)	0:35.47 [2] (0:11.20)	0:24.27 [1] (0:11.77)	0:12.50 [1] (0:12.50)	0:58.83	0:35.47	
2	6 TARONG Pietro Romeo	8	71.3 800m	0:10.44 800m	0:58.83 [2] (0:13.26)	0:45.57 [3] (0:10.44)	0:35.13 [4] (0:11.19)	0:23.94 [3] (0:11.63)	0:12.31 [3] (0:12.31)	0.03L	0:35.13	+8
3	5 SATISFIED MUGS Justin Huxtable	7	71.7 Overall	0:10.35 800m	0:58.94 [3] (0:12.97)	0:45.97 [1] (0:10.35)	0:35.62 [1] (0:11.33)	0:24.29 [2] (0:11.68)	0:12.61 [2] (0:12.61)	0.69L	0:35.62	+6
4	11 ROYAL PROPHECY Lacey Morrison	9	69.9 Overall	0:10.61 800m	0:59.05 [4] (0:13.37)	0:45.68 [6] (0:10.61)	0:35.07 [7] (0:11.27)	0:23.80 [7] (0:11.56)	0:12.24 [6] (0:12.24)	1.33L	0:35.07	+2
5	4 NOSEY NEO Chelsea Jokic	5	71.2 Overall	0:10.44 800m	0:59.17 [5] (0:13.44)	0:45.73 [7] (0:10.44)	0:35.29 [6] (0:11.32)	0:23.97 [6] (0:11.52)	0:12.45 [5] (0:12.45)	2.01L	0:35.29	+7
6	8 CASCIA Jackson Murphy	1	72.1 800m	0:10.38 800m	0:59.19 [6] (0:13.32)	0:45.87 [5] (0:10.38)	0:35.49 [3] (0:11.26)	0:24.23 [4] (0:11.74)	0:12.49 [4] (0:12.49)	2.13L	0:35.49	+0
7	1 BATTLEKATT Jenna Edwards	2	69.0 800m	0:10.62 800m	0:59.53 [7] (0:13.45)	0:46.08 [8] (0:10.62)	0:35.46 [8] (0:11.35)	0:24.11 [8] (0:11.65)	0:12.46 [8] (0:12.46)	4.15L	0:35.46	+0
8	7 TIMINCA Graham Kliese	10	69.4 800m	0:10.75 800m	0:59.63 [8] (0:13.69)	0:45.94 [10] (0:10.75)	0:35.19 [9] (0:11.21)	0:23.98 [9] (0:11.84)	0:12.14 [9] (0:12.14)	4.72L	0:35.19	+5
9	9 GOANNA STEP Nathan Thomas	6	70.7 800m	0:10.50 800m	0:59.71 [9] (0:13.27)	0:46.44 [4] (0:10.50)	0:35.94 [5] (0:11.25)	0:24.69 [5] (0:11.83)	0:12.86 [7] (0:12.86)	5.19L	0:35.94	+3
10	3 LOUIS AUGUSTE Scott Sheargold	11	68.5 800m	0:10.82 800m	0:59.75 [10] (0:13.91)	0:45.84 [11] (0:10.82)	0:35.02 [11] (0:11.28)	0:23.74 [10] (0:11.57)	0:12.17 [10] (0:12.17)	5.42L	0:35.02	+4

[] Ranking at each section and finish
 -:-:- No data available at this section
 NA No data available

SCN Saddle cloth number
 DNF Did not finish
 DNT Did not track



Townsville QLD Professional
Race 5: Great Northern Brewing Co Pallarenda Stakes Two-Years-Old
Maiden Plate - 1000m
26 October 2024 - 16:25



Track Rating: Good 4, Weather: Fine, Rail Position: True

Section	Overall	800m	600m	400m	200m	Last 600m
Field Times	0:58.83 (0:12.97)	0:45.86 (0:10.35)	0:35.51 (0:11.24)	0:24.27 (0:11.77)	0:12.50 (0:12.50)	0:35.51

Rank	TAB	Horse/Jockey	Barrier	Top Speed [km/h]	Fastest Section	Margin	Distance Travelled [m]
11	2	BRAVOS CARLOS	3	68.1	0:10.92	17.62L	+2
		Nathan Day		Overall	800m	(0:13.53)	(0:10.92)
						(0:11.56)	(0:12.20)
						(0:13.61)	(0:13.61)

[] Ranking at each section and finish
 -:-:-:- No data available at this section
 NA No data available

SCN Saddle cloth number
 DNF Did not finish
 DNT Did not track



Horse/Jockey Name	Gold Classic
Final Rank	1
Fastest Section Time (Section)	0:10.31 (800m)
Top Speed [km/h] (Section)	72.8 (Overall)
Race State	Finished



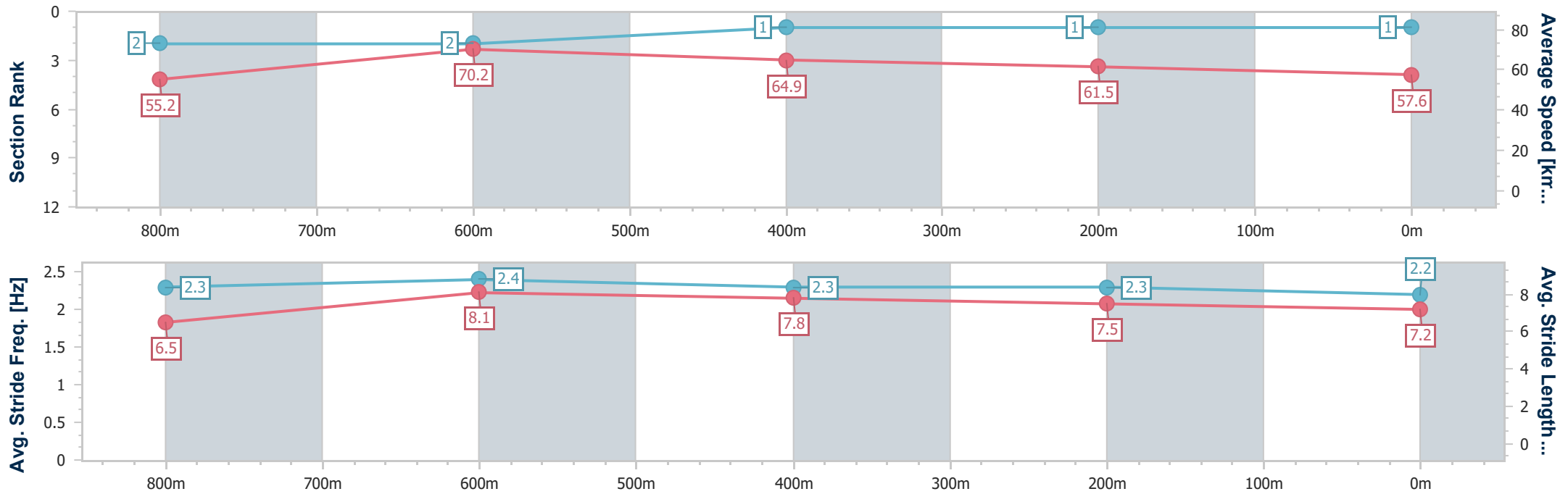
Townsville QLD Professional
 Race 5: Great Northern Brewing Co Pallarenda Stakes Two-
 Years-Old Maiden Plate - 1000m



26 October 2024 - 16:25

Track Rating: Good 4, Weather: Fine, Rail Position: True

Section	Overall	800m	600m	400m	200m
Section Times	0:58.83 [1] (0:13.05)	0:45.78 [2] (0:10.31)	0:35.47 [2] (0:11.20)	0:24.27 [1] (0:11.77)	0:12.50 [1] (0:12.50)
Average Speed [km/h]	55.2	70.2	64.9	61.5	57.6
Top Speed [km/h]	72.8	72.7	67.4	63.7	60.5
Avg. Dist. to Rail [m]	5.8	2.1	1.8	2.2	4.9
Avg. Stride Freq. [Hz]	2.3	2.4	2.3	2.3	2.2
Avg. Stride Length [m]	6.5	8.1	7.8	7.5	7.2



- [] Ranking at each section and finish
- .-.- No data available at this section
- NA No data available



Horse/Jockey Name	Tarong
Final Rank	2
Fastest Section Time (Section)	0:10.44 (800m)
Top Speed [km/h] (Section)	71.3 (800m)
Race State	Finished



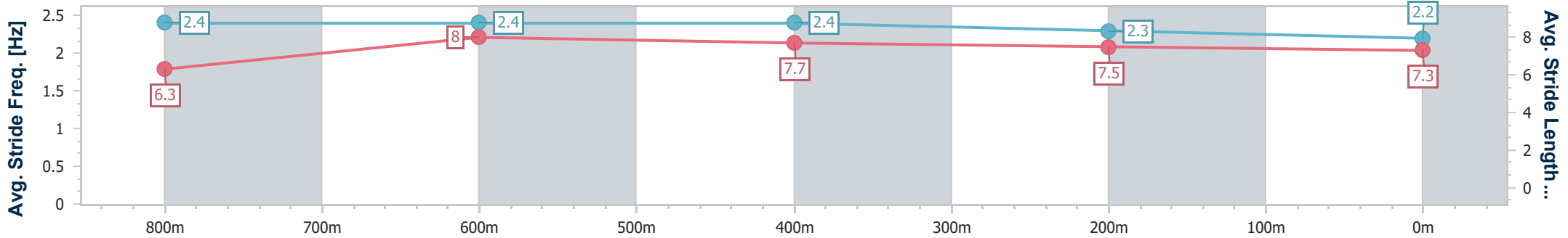
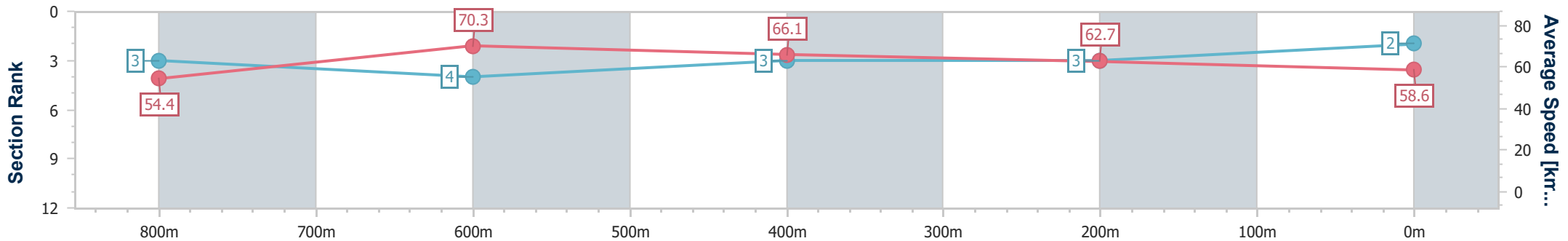
Townsville QLD Professional
 Race 5: Great Northern Brewing Co Pallarenda Stakes Two-
 Years-Old Maiden Plate - 1000m



26 October 2024 - 16:25

Track Rating: Good 4, Weather: Fine, Rail Position: True

Section	Overall	800m	600m	400m	200m
Section Times	0:58.83 [2] (0:13.26)	0:45.57 [3] (0:10.44)	0:35.13 [4] (0:11.19)	0:23.94 [3] (0:11.63)	0:12.31 [3] (0:12.31)
Average Speed [km/h]	54.4	70.3	66.1	62.7	58.6
Top Speed [km/h]	70.5	71.3	69.0	64.0	61.2
Avg. Dist. to Rail [m]	8.1	4.9	5.6	6.6	9.0
Avg. Stride Freq. [Hz]	2.4	2.4	2.4	2.3	2.2
Avg. Stride Length [m]	6.3	8.0	7.7	7.5	7.3



- [] Ranking at each section and finish
- .-.- No data available at this section
- NA No data available



Horse/Jockey Name	Satisfied Mugs
Final Rank	3
Fastest Section Time (Section)	0:10.35 (800m)
Top Speed [km/h] (Section)	71.7 (Overall)
Race State	Finished



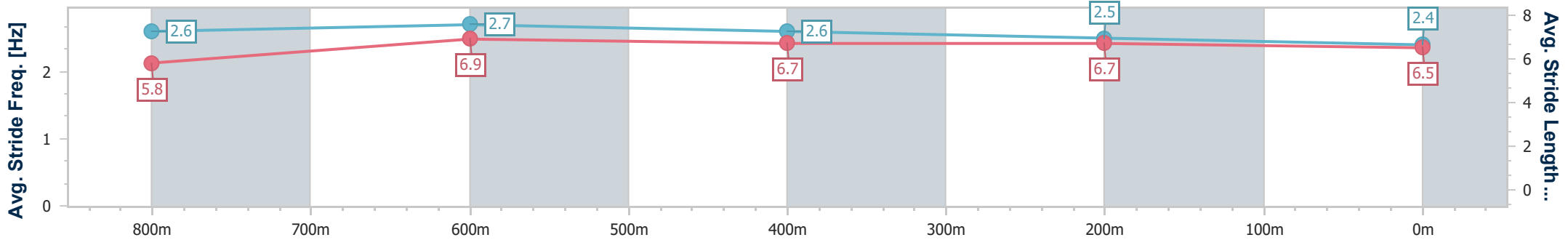
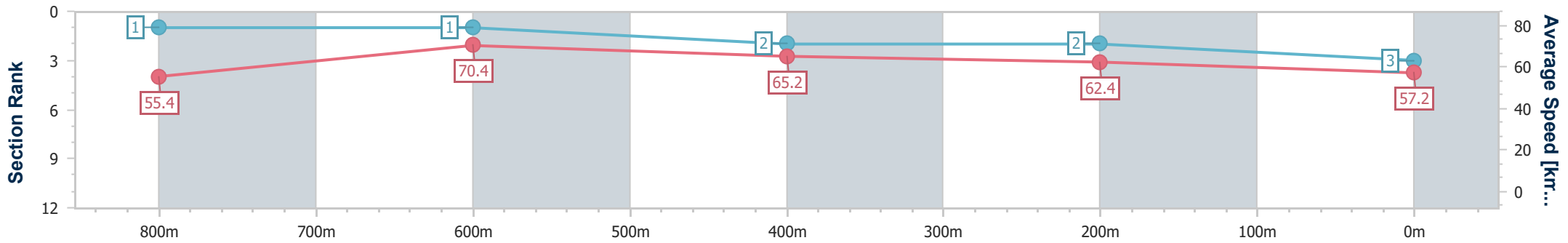
Townsville QLD Professional
 Race 5: Great Northern Brewing Co Pallarenda Stakes Two-Year-Old Maiden Plate - 1000m



26 October 2024 - 16:25

Track Rating: Good 4, Weather: Fine, Rail Position: True

Section	Overall	800m	600m	400m	200m
Section Times	0:58.94 [3] (0:12.97)	0:45.97 [1] (0:10.35)	0:35.62 [1] (0:11.33)	0:24.29 [2] (0:11.68)	0:12.61 [2] (0:12.61)
Average Speed [km/h]	55.4	70.4	65.2	62.4	57.2
Top Speed [km/h]	71.7	71.7	67.4	64.6	60.5
Avg. Dist. to Rail [m]	6.8	2.9	5.4	5.7	5.1
Avg. Stride Freq. [Hz]	2.6	2.7	2.6	2.5	2.4
Avg. Stride Length [m]	5.8	6.9	6.7	6.7	6.5



- [] Ranking at each section and finish
- .-.- No data available at this section
- NA No data available



Horse/Jockey Name	Royal Prophecy
Final Rank	4
Fastest Section Time (Section)	0:10.61 (800m)
Top Speed [km/h] (Section)	69.9 (Overall)
Race State	Finished



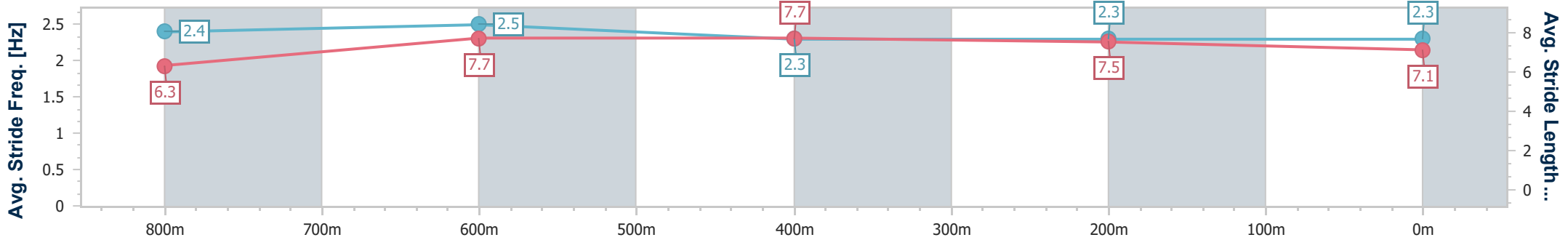
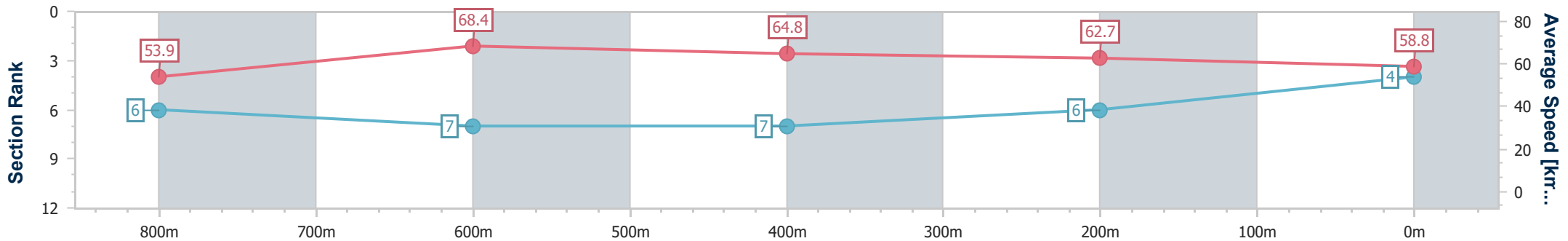
Townsville QLD Professional
 Race 5: Great Northern Brewing Co Pallarenda Stakes Two-
 Years-Old Maiden Plate - 1000m



26 October 2024 - 16:25

Track Rating: Good 4, Weather: Fine, Rail Position: True

Section	Overall	800m	600m	400m	200m
Section Times	0:59.05 [4] (0:13.37)	0:45.68 [6] (0:10.61)	0:35.07 [7] (0:11.27)	0:23.80 [7] (0:11.56)	0:12.24 [6] (0:12.24)
Average Speed [km/h]	53.9	68.4	64.8	62.7	58.8
Top Speed [km/h]	69.9	69.3	68.5	64.3	61.1
Avg. Dist. to Rail [m]	8.6	2.7	2.5	3.9	3.8
Avg. Stride Freq. [Hz]	2.4	2.5	2.3	2.3	2.3
Avg. Stride Length [m]	6.3	7.7	7.7	7.5	7.1



- [] Ranking at each section and finish
- .-.- No data available at this section
- NA No data available



Horse/Jockey Name	Nosey Neo
Final Rank	5
Fastest Section Time (Section)	0:10.44 (800m)
Top Speed [km/h] (Section)	71.2 (Overall)
Race State	Finished



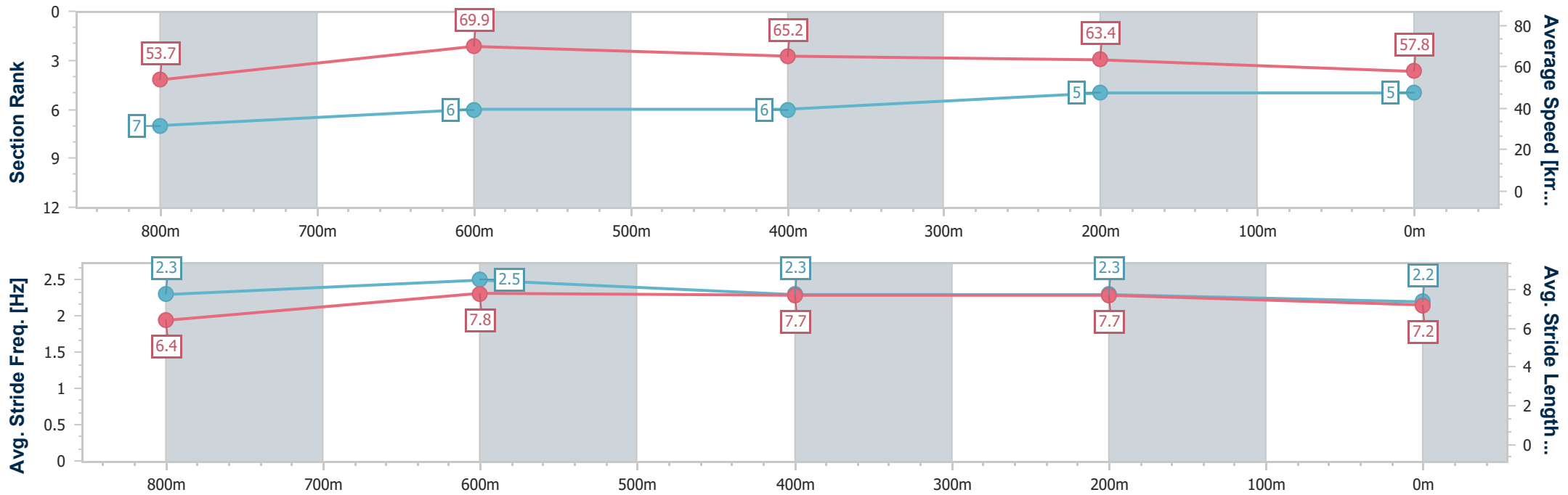
Townsville QLD Professional
Race 5: Great Northern Brewing Co Pallarenda Stakes Two-Year-Old Maiden Plate - 1000m



26 October 2024 - 16:25

Track Rating: Good 4, Weather: Fine, Rail Position: True

Section	Overall	800m	600m	400m	200m
Section Times	0:59.17 [5] (0:13.44)	0:45.73 [7] (0:10.44)	0:35.29 [6] (0:11.32)	0:23.97 [6] (0:11.52)	0:12.45 [5] (0:12.45)
Average Speed [km/h]	53.7	69.9	65.2	63.4	57.8
Top Speed [km/h]	71.2	71.2	69.8	64.7	61.1
Avg. Dist. to Rail [m]	7.3	5.0	4.5	8.0	9.0
Avg. Stride Freq. [Hz]	2.3	2.5	2.3	2.3	2.2
Avg. Stride Length [m]	6.4	7.8	7.7	7.7	7.2



- [] Ranking at each section and finish
- .-.- No data available at this section
- NA No data available



Horse/Jockey Name	Cascia
Final Rank	6
Fastest Section Time (Section)	0:10.38 (800m)
Top Speed [km/h] (Section)	72.1 (800m)
Race State	Finished



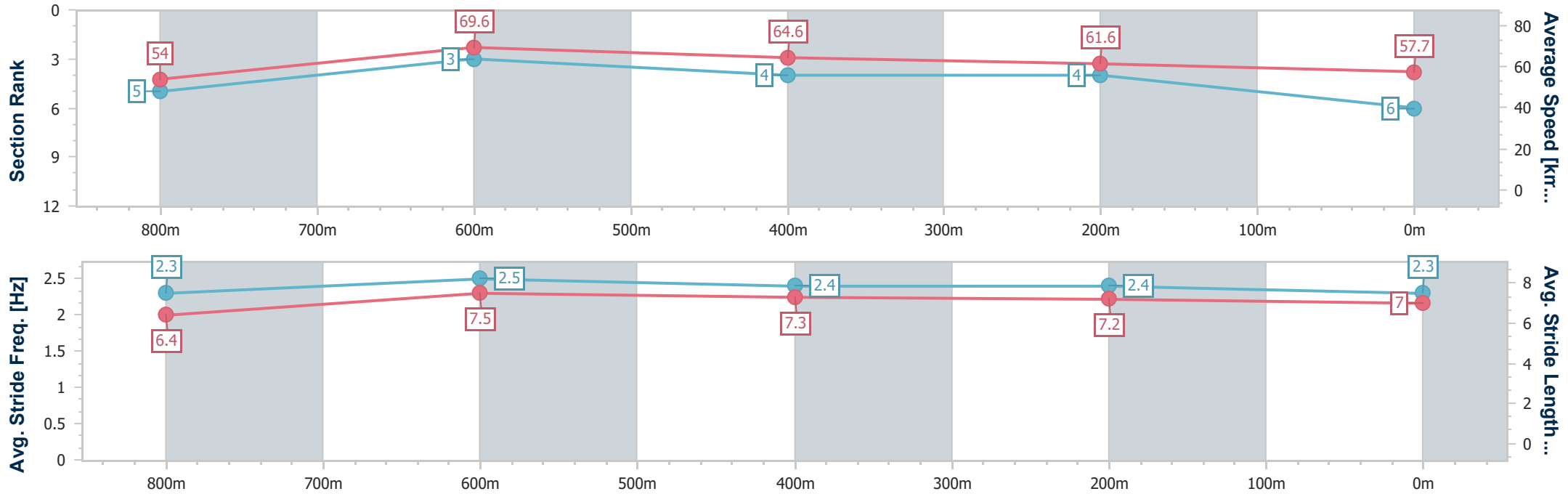
Townsville QLD Professional
 Race 5: Great Northern Brewing Co Pallarenda Stakes Two-
 Years-Old Maiden Plate - 1000m



26 October 2024 - 16:25

Track Rating: Good 4, Weather: Fine, Rail Position: True

Section	Overall	800m	600m	400m	200m
Section Times	0:59.19 [6] (0:13.32)	0:45.87 [5] (0:10.38)	0:35.49 [3] (0:11.26)	0:24.23 [4] (0:11.74)	0:12.49 [4] (0:12.49)
Average Speed [km/h]	54.0	69.6	64.6	61.6	57.7
Top Speed [km/h]	69.9	72.1	66.5	62.3	60.5
Avg. Dist. to Rail [m]	2.0	1.0	1.9	2.6	4.7
Avg. Stride Freq. [Hz]	2.3	2.5	2.4	2.4	2.3
Avg. Stride Length [m]	6.4	7.5	7.3	7.2	7.0



- [] Ranking at each section and finish
- .-.- No data available at this section
- NA No data available



Horse/Jockey Name	Battlekatt
Final Rank	7
Fastest Section Time (Section)	0:10.62 (800m)
Top Speed [km/h] (Section)	69.0 (800m)
Race State	Finished



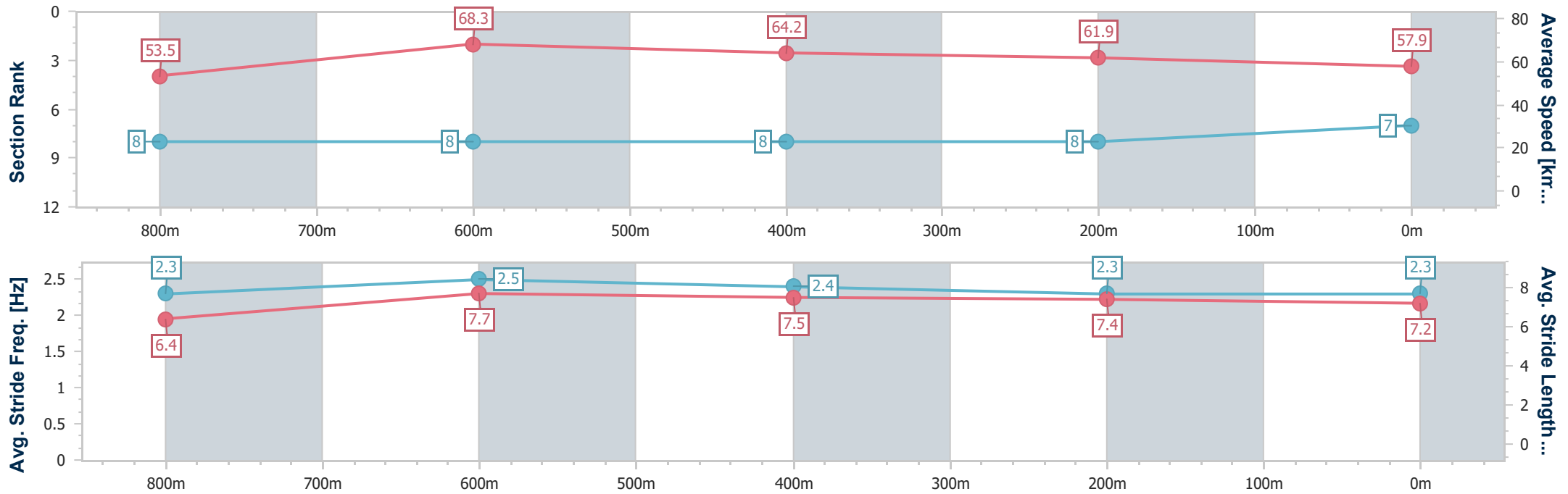
Townsville QLD Professional
 Race 5: Great Northern Brewing Co Pallarenda Stakes Two-
 Years-Old Maiden Plate - 1000m



26 October 2024 - 16:25

Track Rating: Good 4, Weather: Fine, Rail Position: True

Section	Overall	800m	600m	400m	200m
Section Times	0:59.53 [7] (0:13.45)	0:46.08 [8] (0:10.62)	0:35.46 [8] (0:11.35)	0:24.11 [8] (0:11.65)	0:12.46 [8] (0:12.46)
Average Speed [km/h]	53.5	68.3	64.2	61.9	57.9
Top Speed [km/h]	68.4	69.0	65.4	64.2	60.3
Avg. Dist. to Rail [m]	4.4	2.4	1.9	2.7	3.4
Avg. Stride Freq. [Hz]	2.3	2.5	2.4	2.3	2.3
Avg. Stride Length [m]	6.4	7.7	7.5	7.4	7.2



- [] Ranking at each section and finish
- .-.- No data available at this section
- NA No data available



Horse/Jockey Name	Timinca
Final Rank	8
Fastest Section Time (Section)	0:10.75 (800m)
Top Speed [km/h] (Section)	69.4 (800m)
Race State	Finished



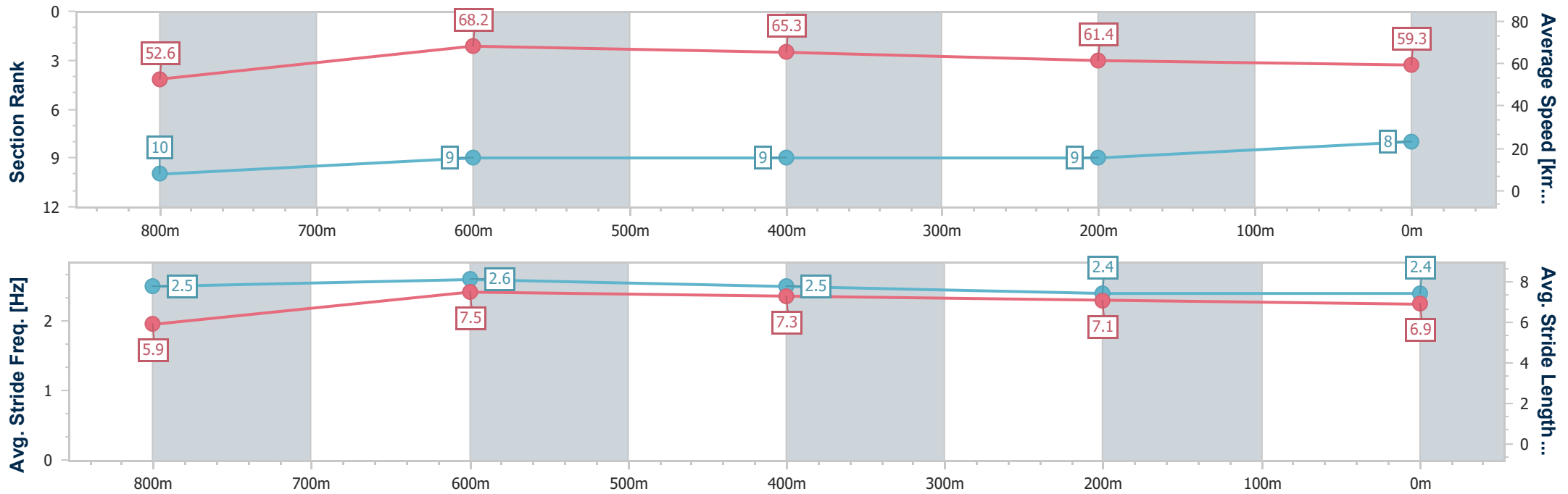
Townsville QLD Professional
Race 5: Great Northern Brewing Co Pallarenda Stakes Two-Years-Old Maiden Plate - 1000m

26 October 2024 - 16:25

Track Rating: Good 4, Weather: Fine, Rail Position: True



Section	Overall	800m	600m	400m	200m
Section Times	0:59.63 [8] (0:13.69)	0:45.94 [10] (0:10.75)	0:35.19 [9] (0:11.21)	0:23.98 [9] (0:11.84)	0:12.14 [9] (0:12.14)
Average Speed [km/h]	52.6	68.2	65.3	61.4	59.3
Top Speed [km/h]	66.9	69.4	68.4	63.6	61.6
Avg. Dist. to Rail [m]	10.9	5.0	3.4	5.2	8.0
Avg. Stride Freq. [Hz]	2.5	2.6	2.5	2.4	2.4
Avg. Stride Length [m]	5.9	7.5	7.3	7.1	6.9



- [] Ranking at each section and finish
- .-.- No data available at this section
- NA No data available



Horse/Jockey Name	Goanna Step
Final Rank	9
Fastest Section Time (Section)	0:10.50 (800m)
Top Speed [km/h] (Section)	70.7 (800m)
Race State	Finished



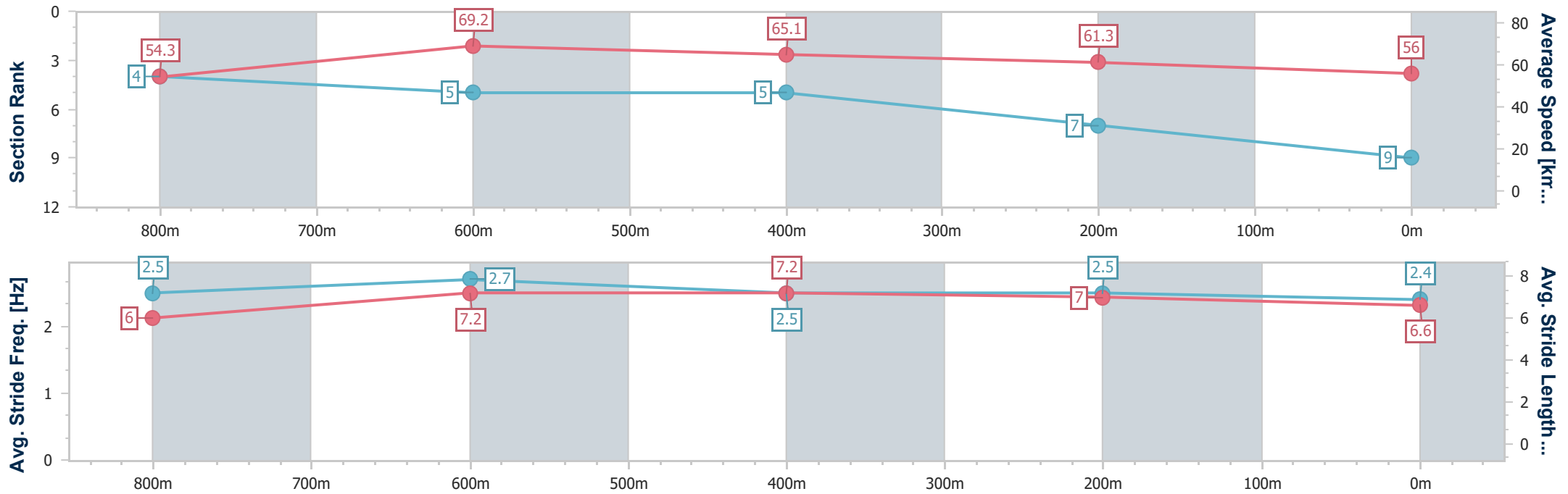
Townsville QLD Professional
 Race 5: Great Northern Brewing Co Pallarenda Stakes Two-
 Years-Old Maiden Plate - 1000m



26 October 2024 - 16:25

Track Rating: Good 4, Weather: Fine, Rail Position: True

Section	Overall	800m	600m	400m	200m
Section Times	0:59.71 [9] (0:13.27)	0:46.44 [4] (0:10.50)	0:35.94 [5] (0:11.25)	0:24.69 [5] (0:11.83)	0:12.86 [7] (0:12.86)
Average Speed [km/h]	54.3	69.2	65.1	61.3	56.0
Top Speed [km/h]	69.4	70.7	67.3	63.1	59.6
Avg. Dist. to Rail [m]	6.2	3.3	3.1	5.0	7.1
Avg. Stride Freq. [Hz]	2.5	2.7	2.5	2.5	2.4
Avg. Stride Length [m]	6.0	7.2	7.2	7.0	6.6



- [] Ranking at each section and finish
- .-.- No data available at this section
- NA No data available



Horse/Jockey Name	Louis Auguste
Final Rank	10
Fastest Section Time (Section)	0:10.82 (800m)
Top Speed [km/h] (Section)	68.5 (800m)
Race State	Finished



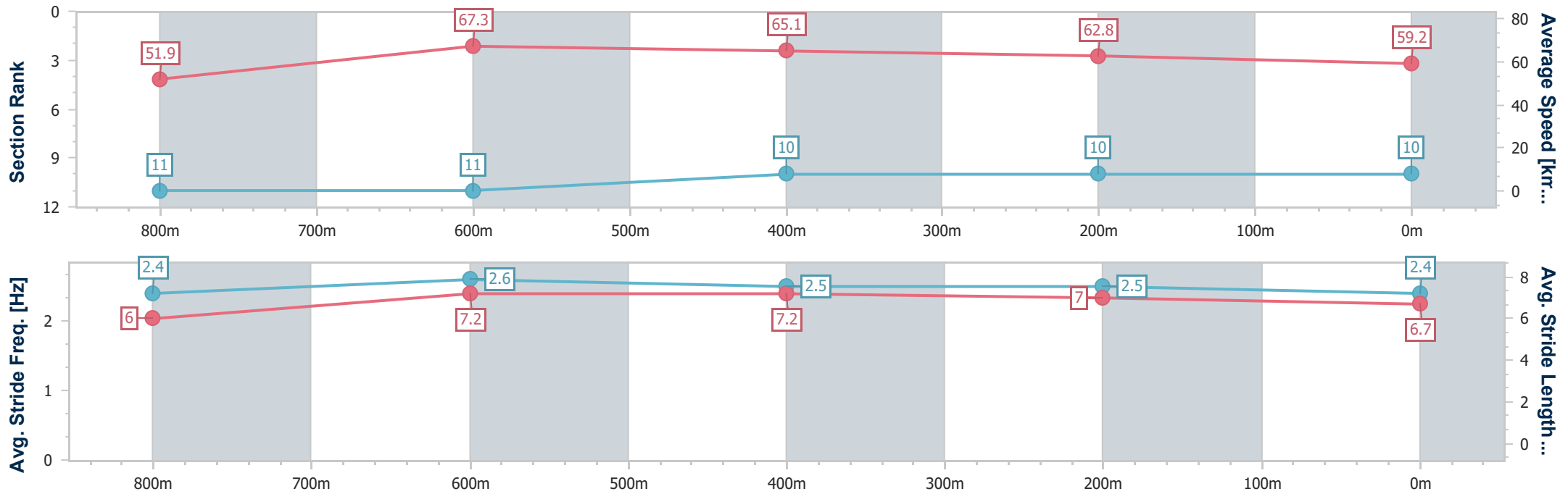
Townsville QLD Professional
 Race 5: Great Northern Brewing Co Pallarenda Stakes Two-
 Years-Old Maiden Plate - 1000m



26 October 2024 - 16:25

Track Rating: Good 4, Weather: Fine, Rail Position: True

Section	Overall	800m	600m	400m	200m
Section Times	0:59.75 [10] (0:13.91)	0:45.84 [11] (0:10.82)	0:35.02 [11] (0:11.28)	0:23.74 [10] (0:11.57)	0:12.17 [10] (0:12.17)
Average Speed [km/h]	51.9	67.3	65.1	62.8	59.2
Top Speed [km/h]	66.1	68.5	66.9	64.4	61.1
Avg. Dist. to Rail [m]	12.7	3.4	4.2	5.9	9.6
Avg. Stride Freq. [Hz]	2.4	2.6	2.5	2.5	2.4
Avg. Stride Length [m]	6.0	7.2	7.2	7.0	6.7



- [] Ranking at each section and finish
- .-.- No data available at this section
- NA No data available



Horse/Jockey Name	Bravos Carlos
Final Rank	11
Fastest Section Time (Section)	0:10.92 (800m)
Top Speed [km/h] (Section)	68.1 (Overall)
Race State	Finished



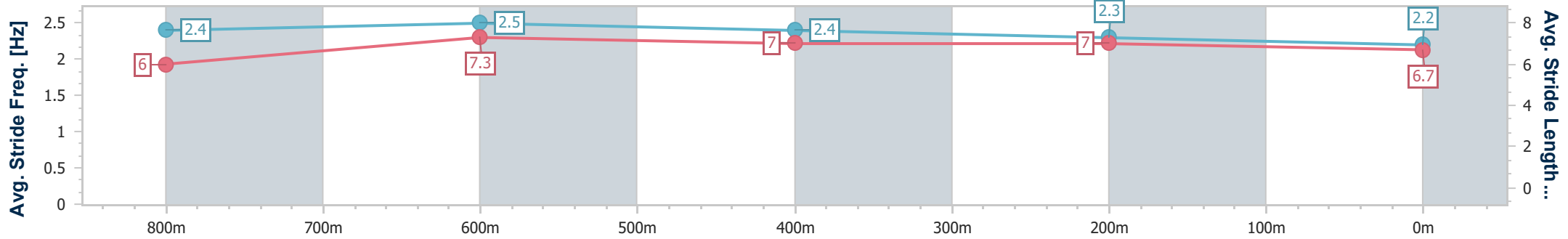
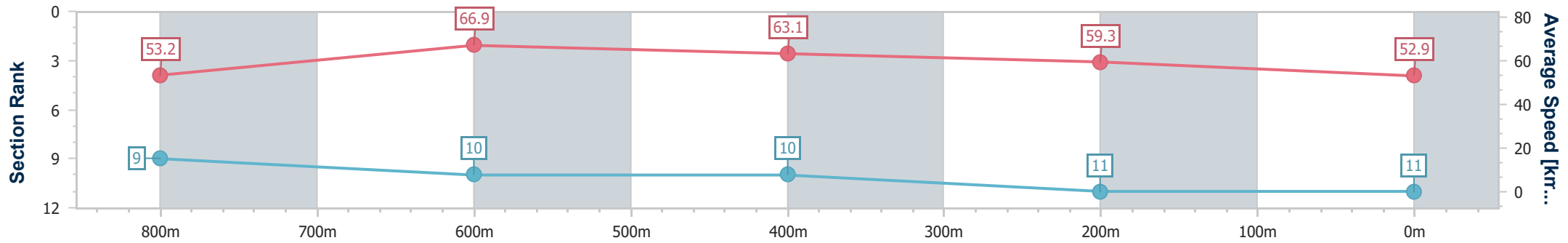
Townsville QLD Professional
 Race 5: Great Northern Brewing Co Pallarenda Stakes Two-
 Years-Old Maiden Plate - 1000m



26 October 2024 - 16:25

Track Rating: Good 4, Weather: Fine, Rail Position: True

Section	Overall	800m	600m	400m	200m
Section Times	1:01.82 [11] (0:13.53)	0:48.29 [9] (0:10.92)	0:37.37 [10] (0:11.56)	0:25.81 [10] (0:12.20)	0:13.61 [11] (0:13.61)
Average Speed [km/h]	53.2	66.9	63.1	59.3	52.9
Top Speed [km/h]	68.1	67.6	64.3	62.5	56.8
Avg. Dist. to Rail [m]	6.1	4.2	2.8	3.4	4.8
Avg. Stride Freq. [Hz]	2.4	2.5	2.4	2.3	2.2
Avg. Stride Length [m]	6.0	7.3	7.0	7.0	6.7



- [] Ranking at each section and finish
- .-.- No data available at this section
- NA No data available



Townsville QLD Professional

Race 6: Ladbrokes Own Spring Class 6 Plate - 1000m



26 October 2024 - 17:13

Track Rating: Good 4, Weather: Fine, Rail Position: True

Section											Last 600m		
Field Times											0:33.12		
		Overall	800m	600m	400m	200m							
		0:56.10 (0:12.90)	0:43.20 (0:10.08)	0:33.12 (0:10.80)	0:22.32 (0:11.00)	0:11.32 (0:11.32)							
Rank	TAB	Horse/Jockey	Barrier	Top Speed [km/h]	Fastest Section							Margin	Distance Travelled [m]
1	3	JEMELDI Gabrielle Semmens	2	72.0 800m	0:10.15 800m	0:56.10 [1] (0:13.38)	0:42.72 [4] (0:10.15)	0:32.57 [4] (0:10.43)	0:22.14 [3] (0:10.88)	0:11.26 [3] (0:11.26)	0:56.10	0:32.57	
2	5	ZI WIN Lacey Morrison	6	71.4 800m	0:10.23 800m	0:56.23 [2] (0:13.07)	0:43.16 [2] (0:10.23)	0:32.93 [3] (0:10.55)	0:22.38 [2] (0:10.93)	0:11.45 [1] (0:11.45)	0.74L	0:32.93	+1
3	4	RIGEL STAR Nathan Day	7	72.8 800m	0:10.08 800m	0:56.45 [3] (0:12.90)	0:43.55 [1] (0:10.08)	0:33.47 [1] (0:10.80)	0:22.67 [1] (0:11.02)	0:11.65 [2] (0:11.65)	2.03L	0:33.47	+1
4	7	ULTIMATE Isabella Teh	1	69.5 800m	0:10.54 800m	0:56.60 [4] (0:13.43)	0:43.17 [5] (0:10.54)	0:32.63 [5] (0:10.58)	0:22.05 [5] (0:10.78)	0:11.27 [5] (0:11.27)	2.9L	0:32.63	+0
5	2	RED BOOMSHAKALAKA Graham Kliese	5	71.8 800m	0:10.15 800m	0:56.91 [5] (0:13.08)	0:43.83 [3] (0:10.15)	0:33.68 [2] (0:10.76)	0:22.92 [4] (0:11.15)	0:11.77 [4] (0:11.77)	4.72L	0:33.68	-1
6	6	DON'T TELL LEEANNE Pietro Romeo	4	70.6 600m	0:10.46 800m	0:57.31 [6] (0:13.64)	0:43.67 [6] (0:10.46)	0:33.21 [6] (0:10.66)	0:22.55 [6] (0:10.96)	0:11.59 [6] (0:11.59)	7.12L	0:33.21	+2

Scratched: Cold Power (#1)

[] Ranking at each section and finish
 -:-:- No data available at this section
 NA No data available

SCN Saddle cloth number
 DNF Did not finish
 DNT Did not track



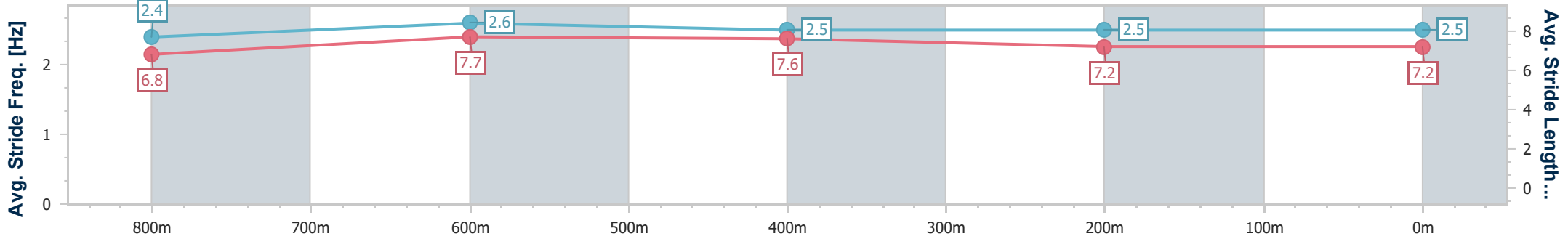
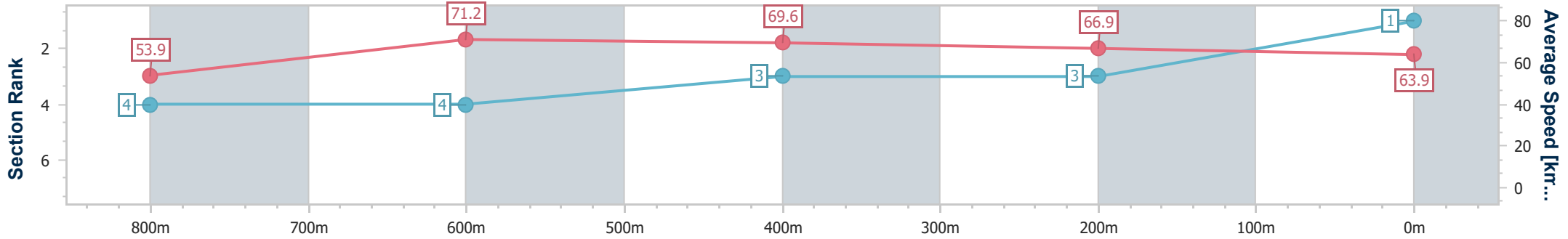
Horse/Jockey Name	Jemeldi
Final Rank	1
Fastest Section Time (Section)	0:10.15 (800m)
Top Speed [km/h] (Section)	72.0 (800m)
Race State	Finished



Townsville QLD Professional
 Race 6: Ladbrokes Own Spring Class 6 Plate - 1000m
 26 October 2024 - 17:13
 Track Rating: Good 4, Weather: Fine, Rail Position: True



Section	Overall	800m	600m	400m	200m
Section Times	0:56.10 [1] (0:13.38)	0:42.72 [4] (0:10.15)	0:32.57 [4] (0:10.43)	0:22.14 [3] (0:10.88)	0:11.26 [3] (0:11.26)
Average Speed [km/h]	53.9	71.2	69.6	66.9	63.9
Top Speed [km/h]	70.9	72.0	70.9	68.1	67.0
Avg. Dist. to Rail [m]	3.9	1.1	1.9	5.7	6.1
Avg. Stride Freq. [Hz]	2.4	2.6	2.5	2.5	2.5
Avg. Stride Length [m]	6.8	7.7	7.6	7.2	7.2



- [] Ranking at each section and finish
- .-.- No data available at this section
- NA No data available



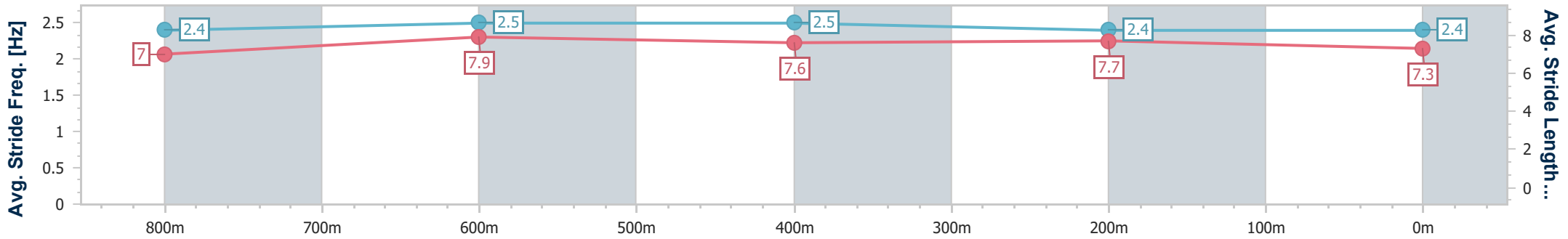
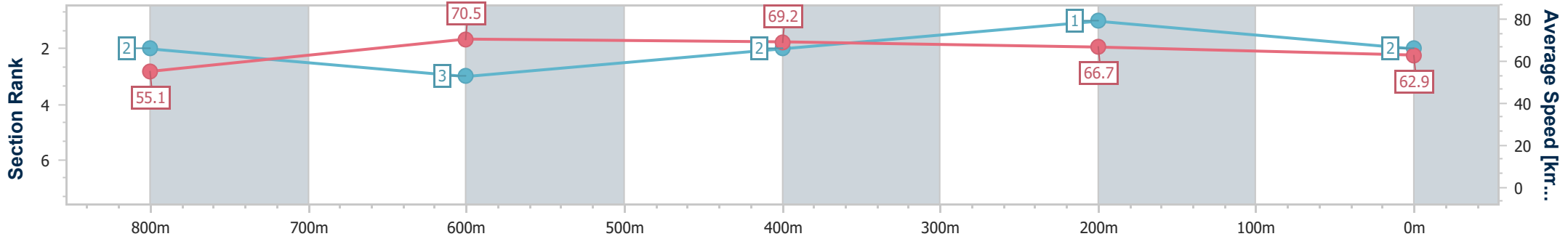
Horse/Jockey Name	Zi Win
Final Rank	2
Fastest Section Time (Section)	0:10.23 (800m)
Top Speed [km/h] (Section)	71.4 (800m)
Race State	Finished



Townsville QLD Professional
 Race 6: Ladbrokes Own Spring Class 6 Plate - 1000m
 26 October 2024 - 17:13
 Track Rating: Good 4, Weather: Fine, Rail Position: True



Section	Overall	800m	600m	400m	200m
Section Times	0:56.23 [2] (0:13.07)	0:43.16 [2] (0:10.23)	0:32.93 [3] (0:10.55)	0:22.38 [2] (0:10.93)	0:11.45 [1] (0:11.45)
Average Speed [km/h]	55.1	70.5	69.2	66.7	62.9
Top Speed [km/h]	69.0	71.4	70.6	68.2	66.0
Avg. Dist. to Rail [m]	5.5	0.6	3.0	5.7	4.5
Avg. Stride Freq. [Hz]	2.4	2.5	2.5	2.4	2.4
Avg. Stride Length [m]	7.0	7.9	7.6	7.7	7.3



- [] Ranking at each section and finish
- .-.- No data available at this section
- NA No data available



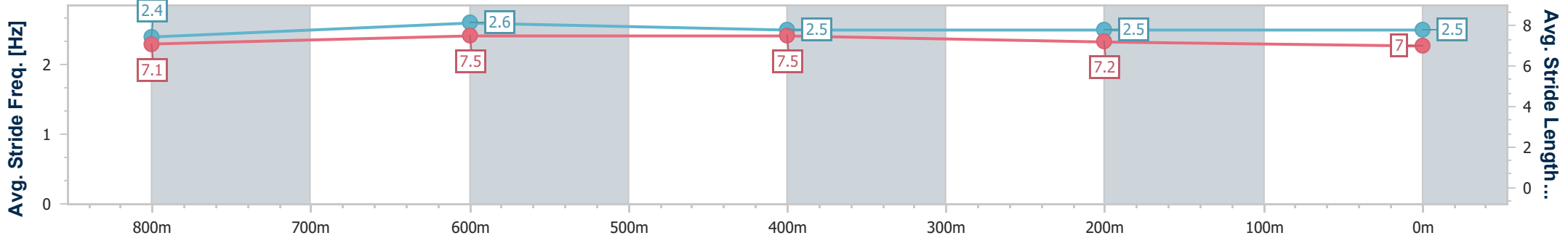
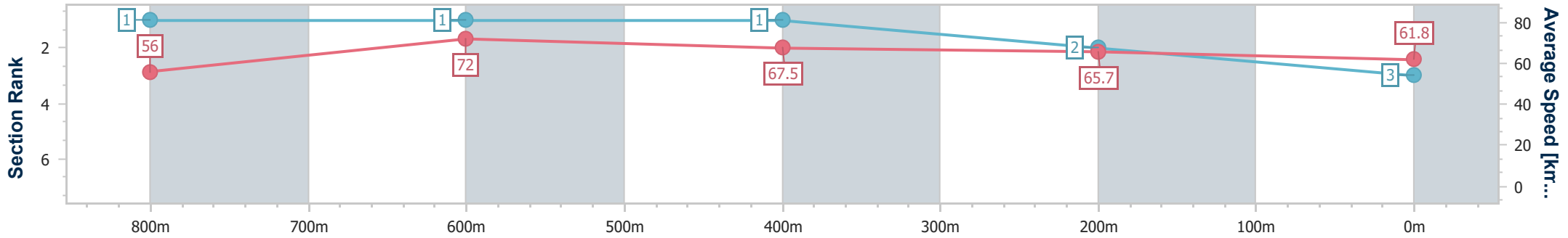
Horse/Jockey Name	Rigel Star
Final Rank	3
Fastest Section Time (Section)	0:10.08 (800m)
Top Speed [km/h] (Section)	72.8 (800m)
Race State	Finished



Townsville QLD Professional
 Race 6: Ladbrokes Own Spring Class 6 Plate - 1000m
 26 October 2024 - 17:13
 Track Rating: Good 4, Weather: Fine, Rail Position: True



Section	Overall	800m	600m	400m	200m
Section Times	0:56.45 [3] (0:12.90)	0:43.55 [1] (0:10.08)	0:33.47 [1] (0:10.80)	0:22.67 [1] (0:11.02)	0:11.65 [2] (0:11.65)
Average Speed [km/h]	56.0	72.0	67.5	65.7	61.8
Top Speed [km/h]	71.8	72.8	70.8	67.5	65.4
Avg. Dist. to Rail [m]	8.6	2.5	2.6	3.4	3.5
Avg. Stride Freq. [Hz]	2.4	2.6	2.5	2.5	2.5
Avg. Stride Length [m]	7.1	7.5	7.5	7.2	7.0



- [] Ranking at each section and finish
- .-.- No data available at this section
- NA No data available



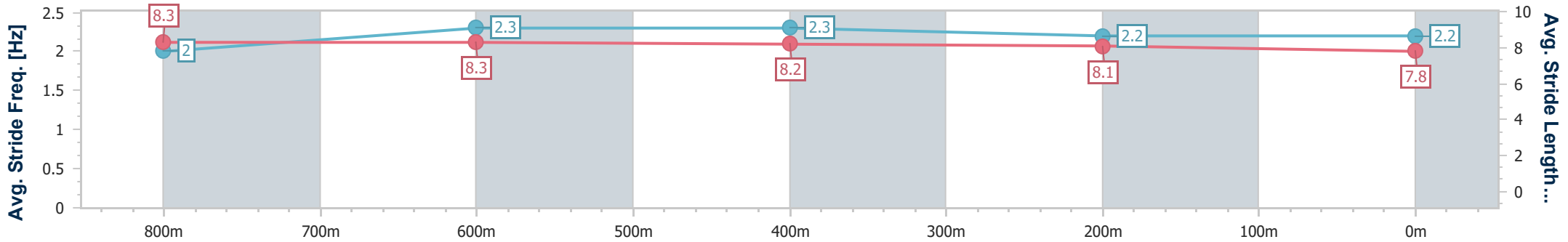
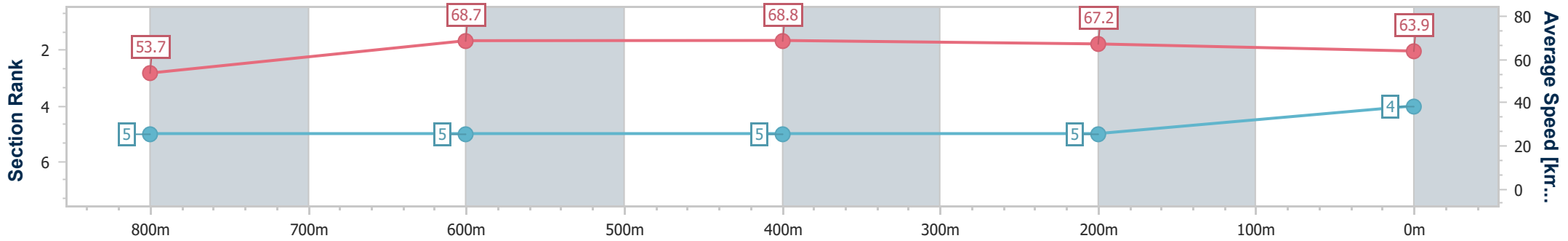
Horse/Jockey Name	Ultimate
Final Rank	4
Fastest Section Time (Section)	0:10.54 (800m)
Top Speed [km/h] (Section)	69.5 (800m)
Race State	Finished



Townsville QLD Professional
 Race 6: Ladbrokes Own Spring Class 6 Plate - 1000m
 26 October 2024 - 17:13
 Track Rating: Good 4, Weather: Fine, Rail Position: True



Section	Overall	800m	600m	400m	200m
Section Times	0:56.60 [4] (0:13.43)	0:43.17 [5] (0:10.54)	0:32.63 [5] (0:10.58)	0:22.05 [5] (0:10.78)	0:11.27 [5] (0:11.27)
Average Speed [km/h]	53.7	68.7	68.8	67.2	63.9
Top Speed [km/h]	68.7	69.5	69.3	68.4	66.7
Avg. Dist. to Rail [m]	3.3	1.2	2.4	5.3	9.0
Avg. Stride Freq. [Hz]	2.0	2.3	2.3	2.2	2.2
Avg. Stride Length [m]	8.3	8.3	8.2	8.1	7.8



- [] Ranking at each section and finish
- .-.- No data available at this section
- NA No data available



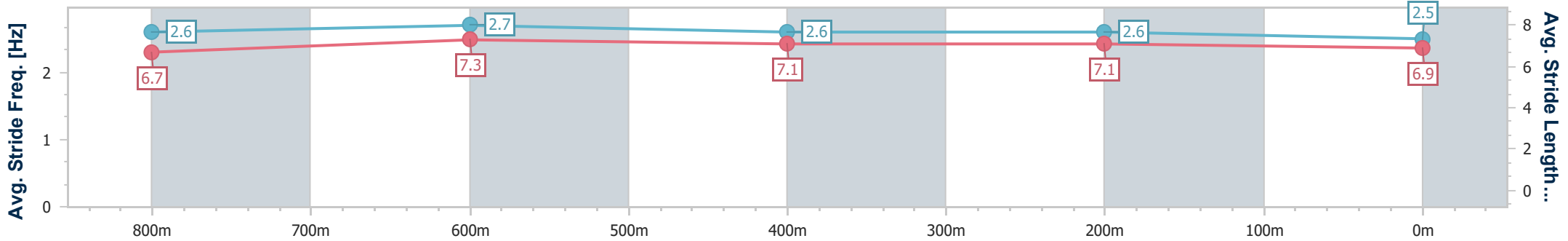
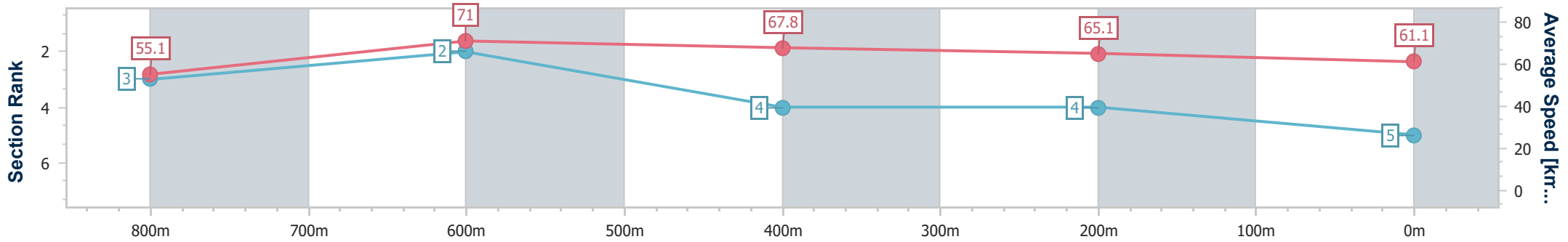
Horse/Jockey Name	Red Boomshakalaka
Final Rank	5
Fastest Section Time (Section)	0:10.15 (800m)
Top Speed [km/h] (Section)	71.8 (800m)
Race State	Finished



Townsville QLD Professional
 Race 6: Ladbroskes Own Spring Class 6 Plate - 1000m
 26 October 2024 - 17:13
 Track Rating: Good 4, Weather: Fine, Rail Position: True



Section	Overall	800m	600m	400m	200m
Section Times	0:56.91 [5] (0:13.08)	0:43.83 [3] (0:10.15)	0:33.68 [2] (0:10.76)	0:22.92 [4] (0:11.15)	0:11.77 [4] (0:11.77)
Average Speed [km/h]	55.1	71.0	67.8	65.1	61.1
Top Speed [km/h]	71.0	71.8	69.6	66.5	64.3
Avg. Dist. to Rail [m]	4.6	0.7	2.3	5.5	6.0
Avg. Stride Freq. [Hz]	2.6	2.7	2.6	2.6	2.5
Avg. Stride Length [m]	6.7	7.3	7.1	7.1	6.9



- [] Ranking at each section and finish
- .-.- No data available at this section
- NA No data available



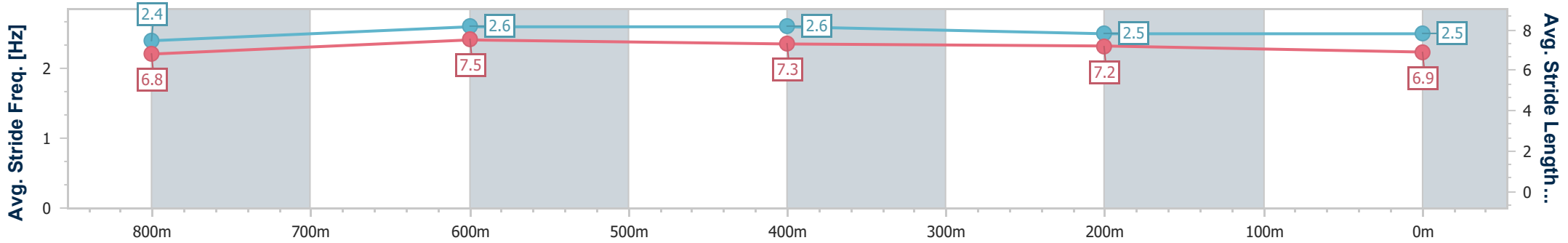
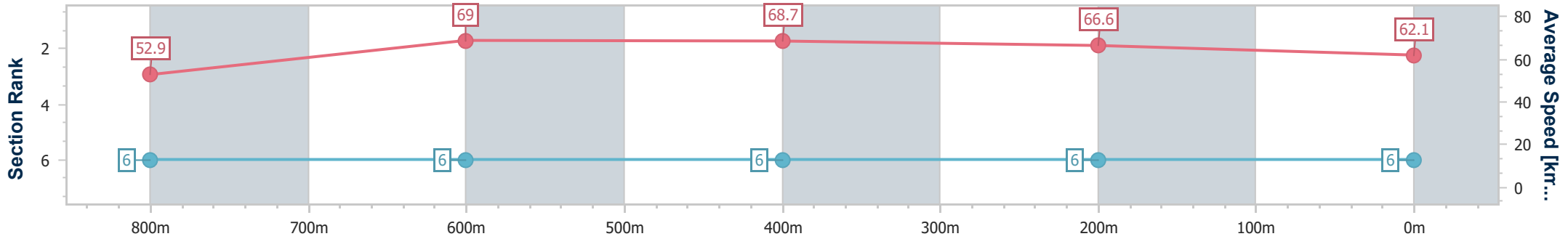
Horse/Jockey Name	Don't Tell Leanne
Final Rank	6
Fastest Section Time (Section)	0:10.46 (800m)
Top Speed [km/h] (Section)	70.6 (600m)
Race State	Finished



Townsville QLD Professional
 Race 6: Ladbrokes Own Spring Class 6 Plate - 1000m
 26 October 2024 - 17:13
 Track Rating: Good 4, Weather: Fine, Rail Position: True



Section	Overall	800m	600m	400m	200m
Section Times	0:57.31 [6] (0:13.64)	0:43.67 [6] (0:10.46)	0:33.21 [6] (0:10.66)	0:22.55 [6] (0:10.96)	0:11.59 [6] (0:11.59)
Average Speed [km/h]	52.9	69.0	68.7	66.6	62.1
Top Speed [km/h]	68.2	69.9	70.6	69.7	65.4
Avg. Dist. to Rail [m]	4.6	1.2	3.5	6.7	6.1
Avg. Stride Freq. [Hz]	2.4	2.6	2.6	2.5	2.5
Avg. Stride Length [m]	6.8	7.5	7.3	7.2	6.9



- [] Ranking at each section and finish
- .-.- No data available at this section
- NA No data available