



Toowoomba QLD Professional

Race 4: SWIN Members, Staff & Board BM60 Handicap - 1625m

26 October 2024 - 19:28



Track Rating: Good 3, Weather: Fine, Rail Position: +1m Entire

| Section | | Overall | 1400m | 1200m | 1000m | 800m | 600m | 400m | Last 600m | | | | |
|-------------|--|----------------------|----------------------|----------------------|--------------------------|--------------------------|--------------------------|--------------------------|--------------------------|--------------------------|--------------------------|---------|------------------------|
| Field Times | | 1:39.12 (0:15.14) | 1:23.98 (0:11.33) | 1:12.65 (0:11.82) | 1:00.83 (0:12.38) | 0:48.45 (0:12.15) | 0:36.30 (0:12.15) | 0:24.15 (0:12.13) | 0:36.30 | | | | |
| Rank | TAB Horse/Jockey | Barrier | Top Speed [km/h] | Fastest Section | | | | | | | | | Distance Travelled [m] |
| 1 | 2 CAPITAN DE SEDA Dylan Bennett | 6 | 63.7 | 0:11.53 | 1:39.12 [1] (0:16.31) | 1:22.81 [8] (0:11.53) | 1:11.28 [8] (0:11.60) | 0:59.68 [8] (0:12.14) | 0:47.54 [8] (0:12.10) | 0:35.44 [8] (0:11.95) | 0:23.49 [7] (0:11.78) | 0:35.44 | |
| 2 | 1 SKATER Jasper Franklin | 2 | 68.6 | 0:11.09 | 1:39.34 [2] (0:15.62) | 1:23.72 [6] (0:11.09) | 1:12.63 [4] (0:11.79) | 1:00.84 [4] (0:12.30) | 0:48.54 [3] (0:12.17) | 0:36.37 [2] (0:12.00) | 0:24.37 [1] (0:12.13) | 0:36.37 | -5 |
| 3 | 5 ONOMATOPOEIA Wanderson D'Avila | 5 | 66.7 | 0:11.39 | 1:39.53 [3] (0:15.30) | 1:24.23 [3] (0:11.39) | 1:12.84 [3] (0:11.85) | 1:00.99 [5] (0:12.39) | 0:48.60 [5] (0:12.18) | 0:36.42 [5] (0:12.00) | 0:24.42 [2] (0:12.17) | 0:36.42 | +1 |
| 4 | 8 DUMA Shania Willis | 1 | 67.0 | 0:11.32 | 1:39.72 [4] (0:15.46) | 1:24.26 [4] (0:11.32) | 1:12.94 [5] (0:11.69) | 1:01.25 [3] (0:12.36) | 0:48.89 [4] (0:12.17) | 0:36.72 [3] (0:12.43) | 0:24.29 [5] (0:12.05) | 0:36.72 | -8 |
| 5 | 6 CONTRICK Georgina Cartwright | 3 | 66.3 | 0:11.54 | 1:39.76 [5] (0:15.49) | 1:24.27 [5] (0:11.54) | 1:12.73 [6] (0:11.91) | 1:00.82 [6] (0:12.34) | 0:48.48 [7] (0:12.14) | 0:36.34 [6] (0:12.00) | 0:24.34 [4] (0:12.04) | 0:36.34 | +1 |
| 6 | 4 BILPA MOREA Olivia Kendal | 9 | 62.8 | 0:11.73 | 1:40.35 [6] (0:16.99) | 1:23.36 [9] (0:11.87) | 1:11.49 [9] (0:11.73) | 0:59.76 [9] (0:11.93) | 0:47.83 [9] (0:11.87) | 0:35.96 [9] (0:11.77) | 0:24.19 [9] (0:11.95) | 0:35.96 | -3 |
| 7 | 9 SUPER FAIR Kenji Yoshida | 8 | 68.4 | 0:11.30 | 1:40.90 [7] (0:15.17) | 1:25.73 [2] (0:11.30) | 1:14.43 [1] (0:11.82) | 1:02.61 [1] (0:12.46) | 0:50.15 [2] (0:12.31) | 0:37.84 [4] (0:12.52) | 0:25.32 [6] (0:12.66) | 0:37.84 | -1 |
| 8 | 11 TERMITE Amy Graham | 4 | 66.5 | 0:11.37 | 1:40.97 [8] (0:15.94) | 1:25.03 [7] (0:11.37) | 1:13.66 [7] (0:11.75) | 1:01.91 [7] (0:12.18) | 0:49.73 [6] (0:12.27) | 0:37.46 [7] (0:12.19) | 0:25.27 [8] (0:12.73) | 0:37.46 | -6 |
| 9 | 7 CRIMSON WARNING Karl Zechner | 7 | 65.0 | 0:11.52 | 1:44.04 [9] (0:15.14) | 1:28.90 [1] (0:11.52) | 1:17.38 [2] (0:11.66) | 1:05.72 [2] (0:12.35) | 0:53.37 [1] (0:12.15) | 0:41.22 [1] (0:12.56) | 0:28.66 [3] (0:13.37) | 0:41.22 | -5 |

Scratched: Must Be The Money (#10), Sethlans (#3)

[] Ranking at each section and finish
 -:-:- No data available at this section
 NA No data available

SCN Saddle cloth number
 DNF Did not finish
 DNT Did not track



Toowoomba QLD Professional

Race 4: SWIN Members, Staff & Board BM60 Handicap - 1625m

26 October 2024 - 19:28



Track Rating: Good 3, Weather: Fine, Rail Position: +1m Entire

| Section | | | | | | | 200m | | | Last 600m |
|-------------|-----|--|---------|------------------|------------------|--------------------------|----------------------|--|------------------------|-----------|
| Field Times | | | | | | | 0:12.02 (0:12.02) | | | 0:36.30 |
| Rank | TAB | Horse/Jockey | Barrier | Top Speed [km/h] | Fastest Section | Margin | | | Distance Travelled [m] | |
| 1 | 2 | CAPITAN DE SEDA Dylan Bennett | 6 | 63.7 Overall | 0:11.53 1400m | 0:11.71 [3] (0:11.71) | 1:39.12 | | 0:35.44 | |
| 2 | 1 | SKATER Jasper Franklin | 2 | 68.6 Overall | 0:11.09 1400m | 0:12.24 [1] (0:12.24) | 1.3L | | 0:36.37 -5 | |
| 3 | 5 | ONOMATOPOEIA Wanderson D'Avila | 5 | 66.7 Overall | 0:11.39 1400m | 0:12.25 [2] (0:12.25) | 2.3L | | 0:36.42 +1 | |
| 4 | 8 | DUMA Shania Willis | 1 | 67.0 Overall | 0:11.32 1400m | 0:12.24 [5] (0:12.24) | 3.3L | | 0:36.72 -8 | |
| 5 | 6 | CONTRICK Georgina Cartwright | 3 | 66.3 Overall | 0:11.54 1400m | 0:12.30 [4] (0:12.30) | 3.5L | | 0:36.34 +1 | |
| 6 | 4 | BILPA MOREA Olivia Kendal | 9 | 62.8 400m | 0:11.73 1200m | 0:12.24 [6] (0:12.24) | 6.8L | | 0:35.96 -3 | |
| 7 | 9 | SUPER FAIR Kenji Yoshida | 8 | 68.4 Overall | 0:11.30 1400m | 0:12.66 [7] (0:12.66) | 9.8L | | 0:37.84 -1 | |
| 8 | 11 | TERMITE Amy Graham | 4 | 66.5 1400m | 0:11.37 1400m | 0:12.54 [8] (0:12.54) | 10.1L | | 0:37.46 -6 | |
| 9 | 7 | CRIMSON WARNING Karl Zechner | 7 | 65.0 Overall | 0:11.52 1400m | 0:15.29 [9] (0:15.29) | 28.1L | | 0:41.22 -5 | |

Scratched: Must Be The Money (#10), Sethlans (#3)

[] Ranking at each section and finish
 -:-:- No data available at this section
 NA No data available

SCN Saddle cloth number
 DNF Did not finish
 DNT Did not track



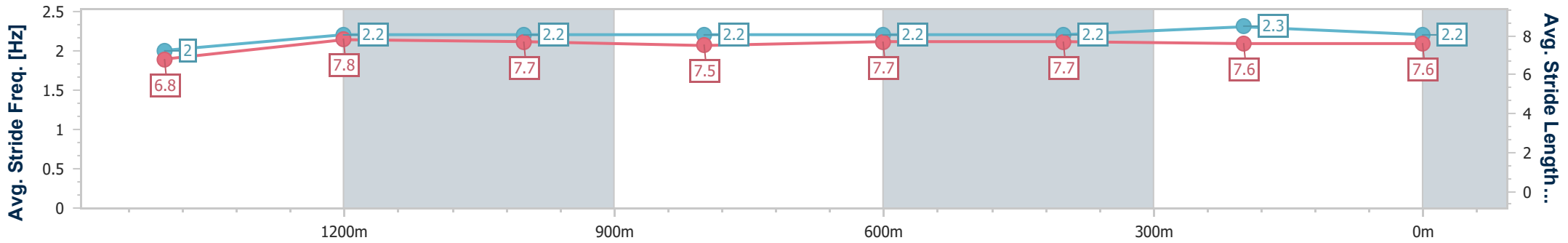
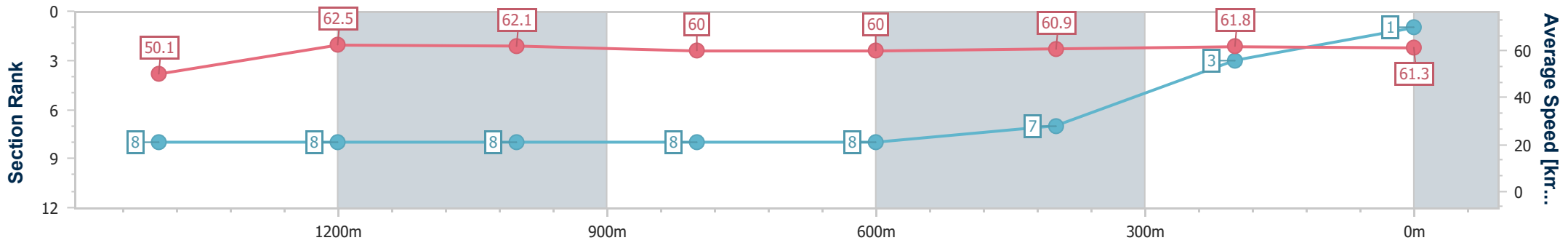
| | |
|--------------------------------|-----------------|
| Horse/Jockey Name | Capitan De Seda |
| Final Rank | 1 |
| Fastest Section Time (Section) | 0:11.53 (1400m) |
| Top Speed [km/h] (Section) | 63.7 (Overall) |
| Race State | Finished |



Toowoomba QLD Professional
 Race 4: SWIN Members, Staff & Board BM60 Handicap - 1625m
 26 October 2024 - 19:28
 Track Rating: Good 3, Weather: Fine, Rail Position: +1m Entire



| Section | Overall | 1400m | 1200m | 1000m | 800m | 600m | 400m | 200m |
|------------------------|--------------------------|--------------------------|--------------------------|--------------------------|--------------------------|--------------------------|--------------------------|--------------------------|
| Section Times | 1:39.12 [1] (0:16.31) | 1:22.81 [8] (0:11.53) | 1:11.28 [8] (0:11.60) | 0:59.68 [8] (0:12.14) | 0:47.54 [8] (0:12.10) | 0:35.44 [8] (0:11.95) | 0:23.49 [7] (0:11.78) | 0:11.71 [3] (0:11.71) |
| Average Speed [km/h] | 50.1 | 62.5 | 62.1 | 60.0 | 60.0 | 60.9 | 61.8 | 61.3 |
| Top Speed [km/h] | 63.7 | 63.6 | 63.0 | 61.0 | 61.5 | 61.7 | 63.1 | 62.9 |
| Avg. Dist. to Rail [m] | 5.3 | 0.8 | 1.8 | 2.6 | 2.6 | 2.0 | 3.2 | 3.2 |
| Avg. Stride Freq. [Hz] | 2.0 | 2.2 | 2.2 | 2.2 | 2.2 | 2.2 | 2.3 | 2.2 |
| Avg. Stride Length [m] | 6.8 | 7.8 | 7.7 | 7.5 | 7.7 | 7.7 | 7.6 | 7.6 |



- [] Ranking at each section and finish
- .-.- No data available at this section
- NA No data available



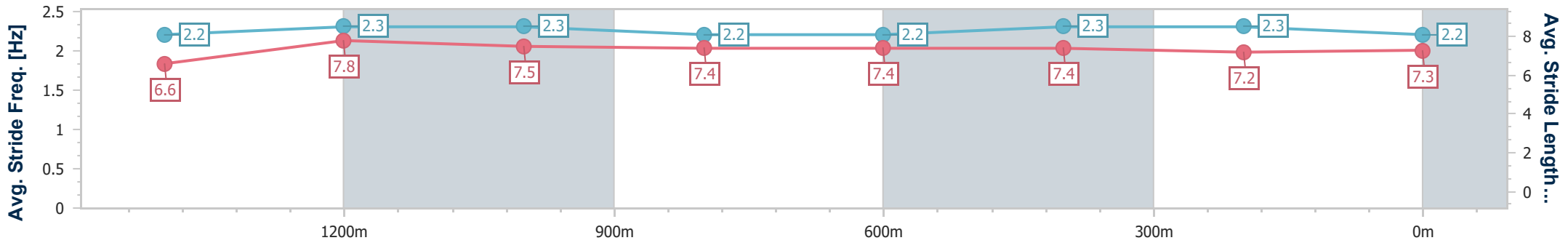
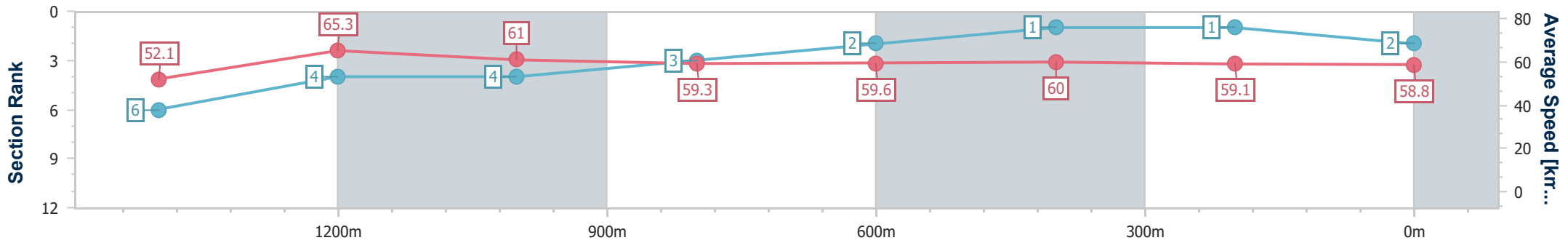
| | |
|--------------------------------|-----------------|
| Horse/Jockey Name | Skater |
| Final Rank | 2 |
| Fastest Section Time (Section) | 0:11.09 (1400m) |
| Top Speed [km/h] (Section) | 68.6 (Overall) |
| Race State | Finished |



Toowoomba QLD Professional
 Race 4: SWIN Members, Staff & Board BM60 Handicap - 1625m
 26 October 2024 - 19:28
 Track Rating: Good 3, Weather: Fine, Rail Position: +1m Entire



| Section | Overall | 1400m | 1200m | 1000m | 800m | 600m | 400m | 200m |
|------------------------|--------------------------|--------------------------|--------------------------|--------------------------|--------------------------|--------------------------|--------------------------|--------------------------|
| Section Times | 1:39.34 [2] (0:15.62) | 1:23.72 [6] (0:11.09) | 1:12.63 [4] (0:11.79) | 1:00.84 [4] (0:12.30) | 0:48.54 [3] (0:12.17) | 0:36.37 [2] (0:12.00) | 0:24.37 [1] (0:12.13) | 0:12.24 [1] (0:12.24) |
| Average Speed [km/h] | 52.1 | 65.3 | 61.0 | 59.3 | 59.6 | 60.0 | 59.1 | 58.8 |
| Top Speed [km/h] | 68.6 | 68.5 | 63.3 | 59.9 | 61.8 | 61.9 | 59.8 | 59.7 |
| Avg. Dist. to Rail [m] | 4.1 | 1.1 | 1.8 | 2.7 | 2.5 | 0.9 | 1.7 | 1.6 |
| Avg. Stride Freq. [Hz] | 2.2 | 2.3 | 2.3 | 2.2 | 2.2 | 2.3 | 2.3 | 2.2 |
| Avg. Stride Length [m] | 6.6 | 7.8 | 7.5 | 7.4 | 7.4 | 7.4 | 7.2 | 7.3 |



- [] Ranking at each section and finish
- .-.- No data available at this section
- NA No data available



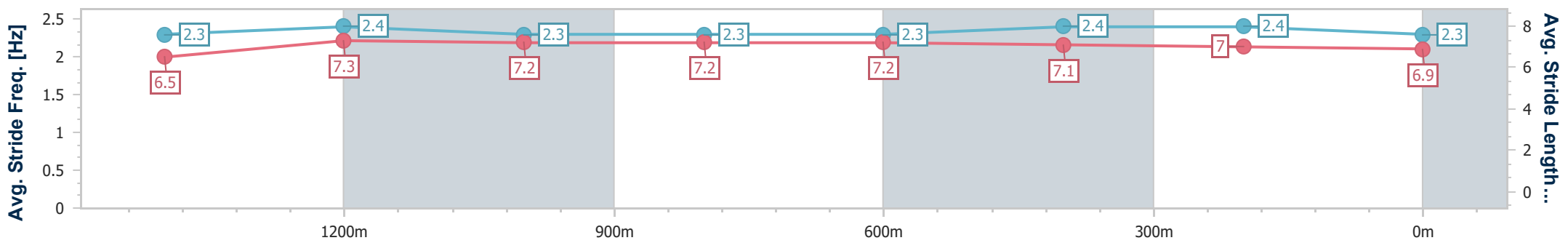
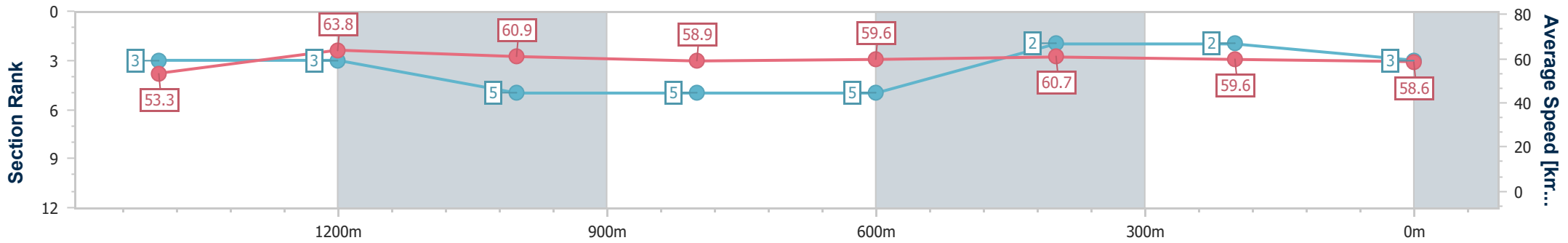
| | |
|--------------------------------|-----------------|
| Horse/Jockey Name | Onomatopoeia |
| Final Rank | 3 |
| Fastest Section Time (Section) | 0:11.39 (1400m) |
| Top Speed [km/h] (Section) | 66.7 (Overall) |
| Race State | Finished |



Toowoomba QLD Professional
Race 4: SWIN Members, Staff & Board BM60 Handicap - 1625m
 26 October 2024 - 19:28
 Track Rating: Good 3, Weather: Fine, Rail Position: +1m Entire



| Section | Overall | 1400m | 1200m | 1000m | 800m | 600m | 400m | 200m |
|------------------------|--------------------------|--------------------------|--------------------------|--------------------------|--------------------------|--------------------------|--------------------------|--------------------------|
| Section Times | 1:39.53 [3] (0:15.30) | 1:24.23 [3] (0:11.39) | 1:12.84 [3] (0:11.85) | 1:00.99 [5] (0:12.39) | 0:48.60 [5] (0:12.18) | 0:36.42 [5] (0:12.00) | 0:24.42 [2] (0:12.17) | 0:12.25 [2] (0:12.25) |
| Average Speed [km/h] | 53.3 | 63.8 | 60.9 | 58.9 | 59.6 | 60.7 | 59.6 | 58.6 |
| Top Speed [km/h] | 66.7 | 66.6 | 63.3 | 60.0 | 61.8 | 62.3 | 61.0 | 59.9 |
| Avg. Dist. to Rail [m] | 4.5 | 2.0 | 3.7 | 2.9 | 2.2 | 2.7 | 2.6 | 2.3 |
| Avg. Stride Freq. [Hz] | 2.3 | 2.4 | 2.3 | 2.3 | 2.3 | 2.4 | 2.4 | 2.3 |
| Avg. Stride Length [m] | 6.5 | 7.3 | 7.2 | 7.2 | 7.2 | 7.1 | 7.0 | 6.9 |



- [] Ranking at each section and finish
- .-.- No data available at this section
- NA No data available



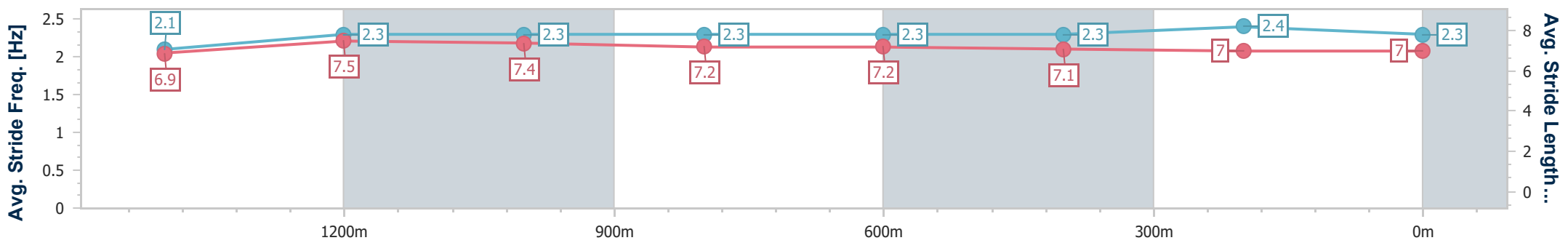
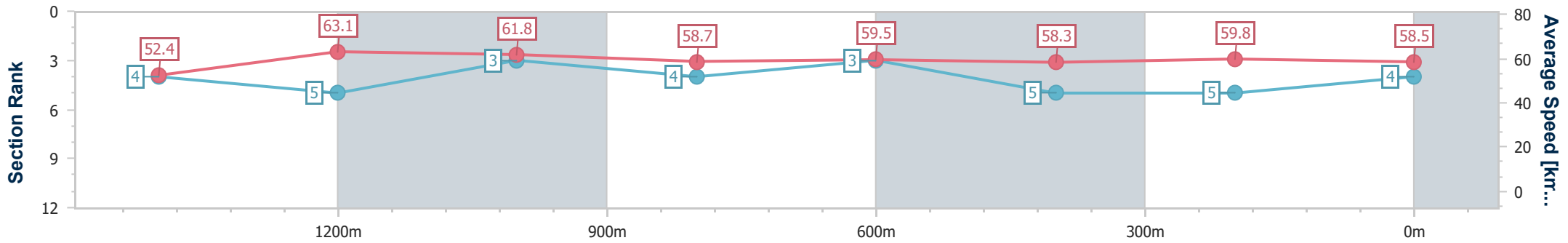
| | |
|--------------------------------|-----------------|
| Horse/Jockey Name | Duma |
| Final Rank | 4 |
| Fastest Section Time (Section) | 0:11.32 (1400m) |
| Top Speed [km/h] (Section) | 67.0 (Overall) |
| Race State | Finished |



Toowoomba QLD Professional
Race 4: SWIN Members, Staff & Board BM60 Handicap - 1625m
 26 October 2024 - 19:28
 Track Rating: Good 3, Weather: Fine, Rail Position: +1m Entire



| Section | Overall | 1400m | 1200m | 1000m | 800m | 600m | 400m | 200m |
|------------------------|--------------------------|--------------------------|--------------------------|--------------------------|--------------------------|--------------------------|--------------------------|--------------------------|
| Section Times | 1:39.72 [4] (0:15.46) | 1:24.26 [4] (0:11.32) | 1:12.94 [5] (0:11.69) | 1:01.25 [3] (0:12.36) | 0:48.89 [4] (0:12.17) | 0:36.72 [3] (0:12.43) | 0:24.29 [5] (0:12.05) | 0:12.24 [5] (0:12.24) |
| Average Speed [km/h] | 52.4 | 63.1 | 61.8 | 58.7 | 59.5 | 58.3 | 59.8 | 58.5 |
| Top Speed [km/h] | 67.0 | 66.7 | 64.0 | 60.0 | 61.6 | 61.2 | 60.8 | 60.4 |
| Avg. Dist. to Rail [m] | 3.0 | 1.5 | 1.9 | 2.3 | 2.0 | 0.7 | 0.6 | 3.3 |
| Avg. Stride Freq. [Hz] | 2.1 | 2.3 | 2.3 | 2.3 | 2.3 | 2.3 | 2.4 | 2.3 |
| Avg. Stride Length [m] | 6.9 | 7.5 | 7.4 | 7.2 | 7.2 | 7.1 | 7.0 | 7.0 |



- [] Ranking at each section and finish
- .-.- No data available at this section
- NA No data available



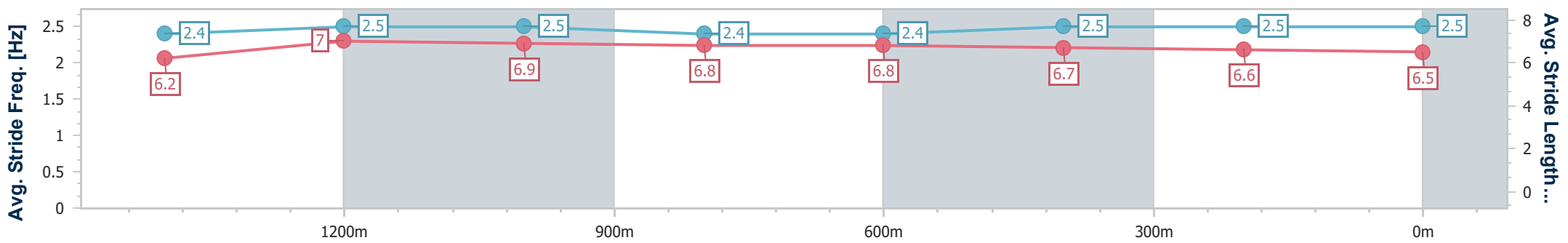
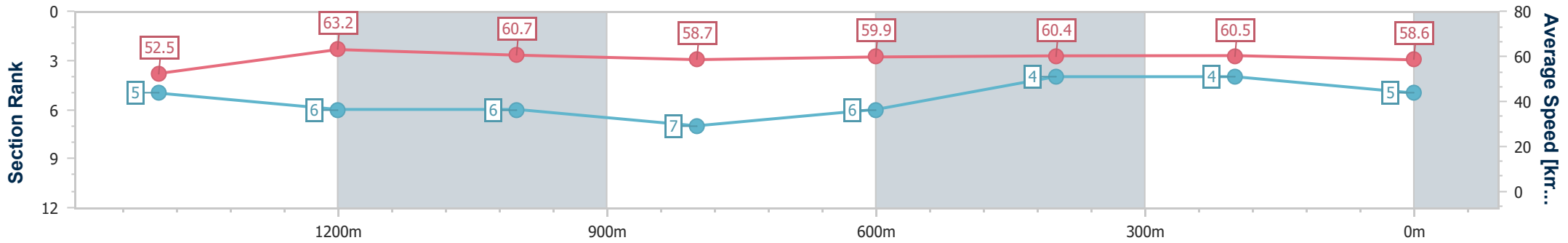
| | |
|--------------------------------|-----------------|
| Horse/Jockey Name | Contrick |
| Final Rank | 5 |
| Fastest Section Time (Section) | 0:11.54 (1400m) |
| Top Speed [km/h] (Section) | 66.3 (Overall) |
| Race State | Finished |



Toowoomba QLD Professional
Race 4: SWIN Members, Staff & Board BM60 Handicap - 1625m
26 October 2024 - 19:28
Track Rating: Good 3, Weather: Fine, Rail Position: +1m Entire



| Section | Overall | 1400m | 1200m | 1000m | 800m | 600m | 400m | 200m | | | | | |
|------------------------|--------------------------|--------------------------|--------------------------|--------------------------|--------------------------|--------------------------|--------------------------|--------------------------|--|--|--|--|--|
| Section Times | 1:39.76 [5] (0:15.49) | 1:24.27 [5] (0:11.54) | 1:12.73 [6] (0:11.91) | 1:00.82 [6] (0:12.34) | 0:48.48 [7] (0:12.14) | 0:36.34 [6] (0:12.00) | 0:24.34 [4] (0:12.04) | 0:12.30 [4] (0:12.30) | | | | | |
| Average Speed [km/h] | 52.5 | 63.2 | 60.7 | 58.7 | 59.9 | 60.4 | 60.5 | 58.6 | | | | | |
| Top Speed [km/h] | 66.3 | 66.2 | 63.0 | 59.9 | 61.6 | 61.6 | 61.8 | 60.6 | | | | | |
| Avg. Dist. to Rail [m] | 3.5 | 2.2 | 2.8 | 3.0 | 1.9 | 1.2 | 2.7 | 1.9 | | | | | |
| Avg. Stride Freq. [Hz] | 2.4 | 2.5 | 2.5 | 2.4 | 2.4 | 2.5 | 2.5 | 2.5 | | | | | |
| Avg. Stride Length [m] | 6.2 | 7.0 | 6.9 | 6.8 | 6.8 | 6.7 | 6.6 | 6.5 | | | | | |



- [] Ranking at each section and finish
- .-.- No data available at this section
- NA No data available



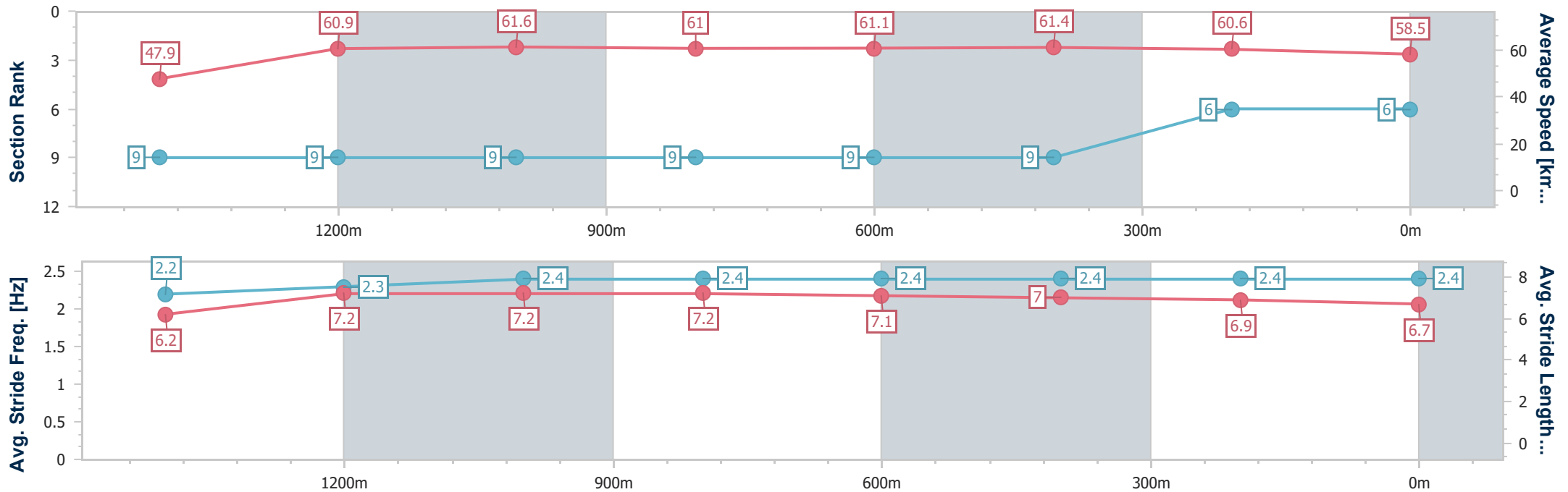
| | |
|--------------------------------|-----------------|
| Horse/Jockey Name | Bilpa Morea |
| Final Rank | 6 |
| Fastest Section Time (Section) | 0:11.73 (1200m) |
| Top Speed [km/h] (Section) | 62.8 (400m) |
| Race State | Finished |



Toowoomba QLD Professional
Race 4: SWIN Members, Staff & Board BM60 Handicap - 1625m
 26 October 2024 - 19:28
 Track Rating: Good 3, Weather: Fine, Rail Position: +1m Entire



| Section | Overall | 1400m | 1200m | 1000m | 800m | 600m | 400m | 200m |
|------------------------|--------------------------|--------------------------|--------------------------|--------------------------|--------------------------|--------------------------|--------------------------|--------------------------|
| Section Times | 1:40.35 [6] (0:16.99) | 1:23.36 [9] (0:11.87) | 1:11.49 [9] (0:11.73) | 0:59.76 [9] (0:11.93) | 0:47.83 [9] (0:11.87) | 0:35.96 [9] (0:11.77) | 0:24.19 [9] (0:11.95) | 0:12.24 [6] (0:12.24) |
| Average Speed [km/h] | 47.9 | 60.9 | 61.6 | 61.0 | 61.1 | 61.4 | 60.6 | 58.5 |
| Top Speed [km/h] | 60.3 | 62.1 | 62.3 | 62.2 | 62.5 | 62.5 | 62.8 | 60.3 |
| Avg. Dist. to Rail [m] | 5.5 | 0.8 | 2.5 | 3.0 | 1.9 | 0.6 | 2.1 | 1.0 |
| Avg. Stride Freq. [Hz] | 2.2 | 2.3 | 2.4 | 2.4 | 2.4 | 2.4 | 2.4 | 2.4 |
| Avg. Stride Length [m] | 6.2 | 7.2 | 7.2 | 7.2 | 7.1 | 7.0 | 6.9 | 6.7 |



- [] Ranking at each section and finish
- .-.- No data available at this section
- NA No data available



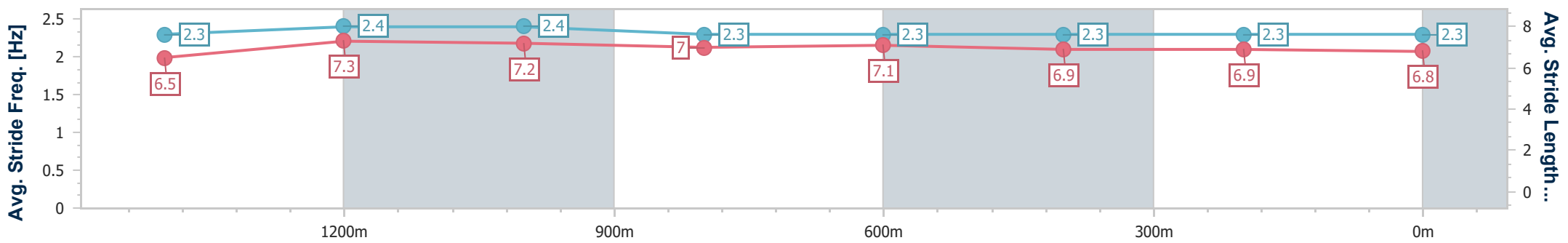
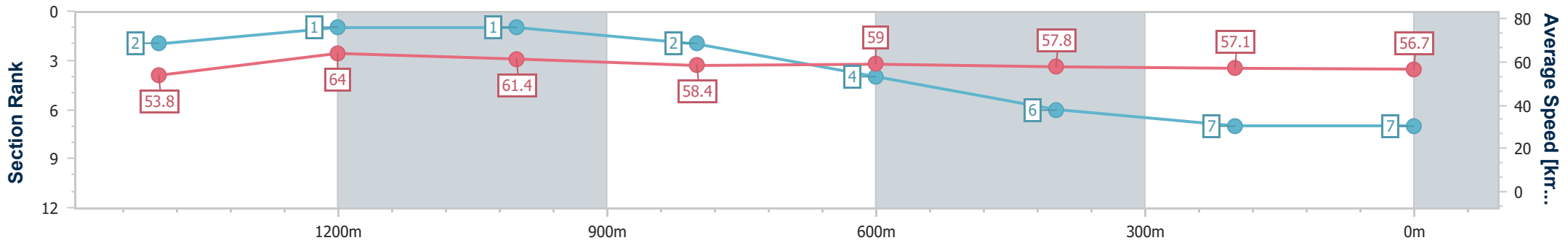
| | |
|--------------------------------|-----------------|
| Horse/Jockey Name | Super Fair |
| Final Rank | 7 |
| Fastest Section Time (Section) | 0:11.30 (1400m) |
| Top Speed [km/h] (Section) | 68.4 (Overall) |
| Race State | Finished |



Toowoomba QLD Professional
 Race 4: SWIN Members, Staff & Board BM60 Handicap - 1625m
 26 October 2024 - 19:28
 Track Rating: Good 3, Weather: Fine, Rail Position: +1m Entire



| Section | Overall | 1400m | 1200m | 1000m | 800m | 600m | 400m | 200m |
|------------------------|--------------------------|--------------------------|--------------------------|--------------------------|--------------------------|--------------------------|--------------------------|--------------------------|
| Section Times | 1:40.90 [7] (0:15.17) | 1:25.73 [2] (0:11.30) | 1:14.43 [1] (0:11.82) | 1:02.61 [1] (0:12.46) | 0:50.15 [2] (0:12.31) | 0:37.84 [4] (0:12.52) | 0:25.32 [6] (0:12.66) | 0:12.66 [7] (0:12.66) |
| Average Speed [km/h] | 53.8 | 64.0 | 61.4 | 58.4 | 59.0 | 57.8 | 57.1 | 56.7 |
| Top Speed [km/h] | 68.4 | 68.4 | 63.0 | 59.6 | 60.0 | 60.2 | 58.1 | 57.3 |
| Avg. Dist. to Rail [m] | 4.8 | 1.6 | 3.2 | 3.3 | 2.5 | 1.2 | 1.6 | 0.4 |
| Avg. Stride Freq. [Hz] | 2.3 | 2.4 | 2.4 | 2.3 | 2.3 | 2.3 | 2.3 | 2.3 |
| Avg. Stride Length [m] | 6.5 | 7.3 | 7.2 | 7.0 | 7.1 | 6.9 | 6.9 | 6.8 |



- [] Ranking at each section and finish
- .-.- No data available at this section
- NA No data available



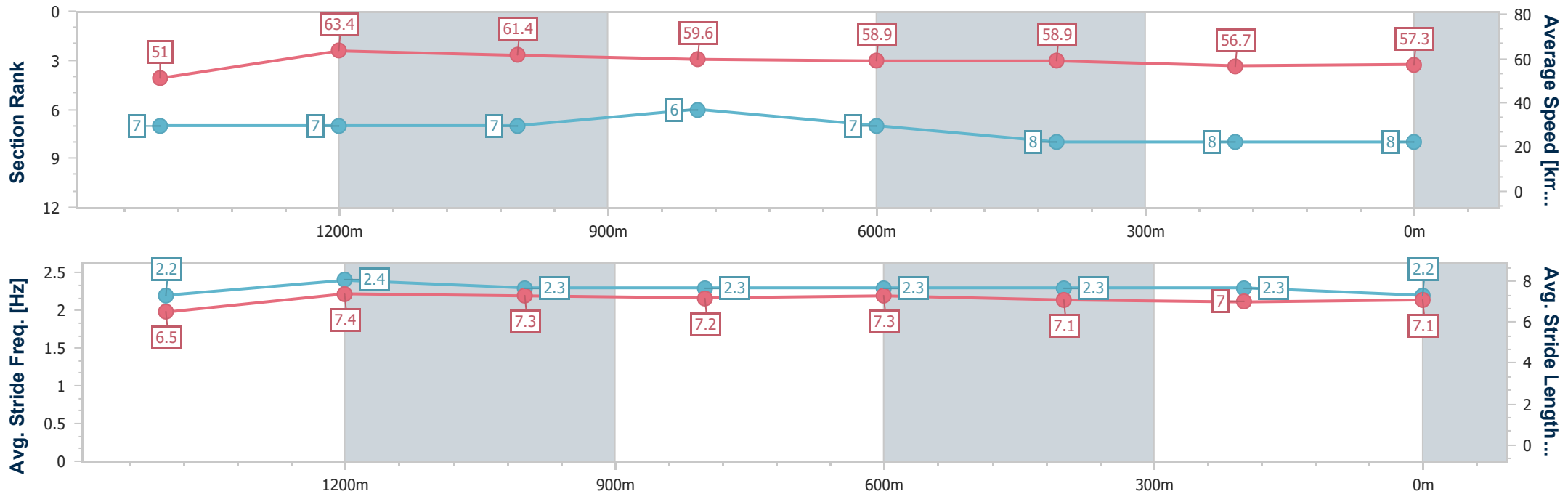
| | |
|--------------------------------|-----------------|
| Horse/Jockey Name | Termite |
| Final Rank | 8 |
| Fastest Section Time (Section) | 0:11.37 (1400m) |
| Top Speed [km/h] (Section) | 66.5 (1400m) |
| Race State | Finished |



Toowoomba QLD Professional
Race 4: SWIN Members, Staff & Board BM60 Handicap - 1625m
 26 October 2024 - 19:28
 Track Rating: Good 3, Weather: Fine, Rail Position: +1m Entire



| Section | Overall | 1400m | 1200m | 1000m | 800m | 600m | 400m | 200m |
|------------------------|--------------------------|--------------------------|--------------------------|--------------------------|--------------------------|--------------------------|--------------------------|--------------------------|
| Section Times | 1:40.97 [8] (0:15.94) | 1:25.03 [7] (0:11.37) | 1:13.66 [7] (0:11.75) | 1:01.91 [7] (0:12.18) | 0:49.73 [6] (0:12.27) | 0:37.46 [7] (0:12.19) | 0:25.27 [8] (0:12.73) | 0:12.54 [8] (0:12.54) |
| Average Speed [km/h] | 51.0 | 63.4 | 61.4 | 59.6 | 58.9 | 58.9 | 56.7 | 57.3 |
| Top Speed [km/h] | 66.0 | 66.5 | 63.0 | 60.7 | 60.7 | 61.2 | 57.3 | 57.8 |
| Avg. Dist. to Rail [m] | 3.8 | 0.7 | 1.8 | 1.9 | 1.2 | 0.3 | 0.4 | 2.5 |
| Avg. Stride Freq. [Hz] | 2.2 | 2.4 | 2.3 | 2.3 | 2.3 | 2.3 | 2.3 | 2.2 |
| Avg. Stride Length [m] | 6.5 | 7.4 | 7.3 | 7.2 | 7.3 | 7.1 | 7.0 | 7.1 |



- [] Ranking at each section and finish
- .-.- No data available at this section
- NA No data available



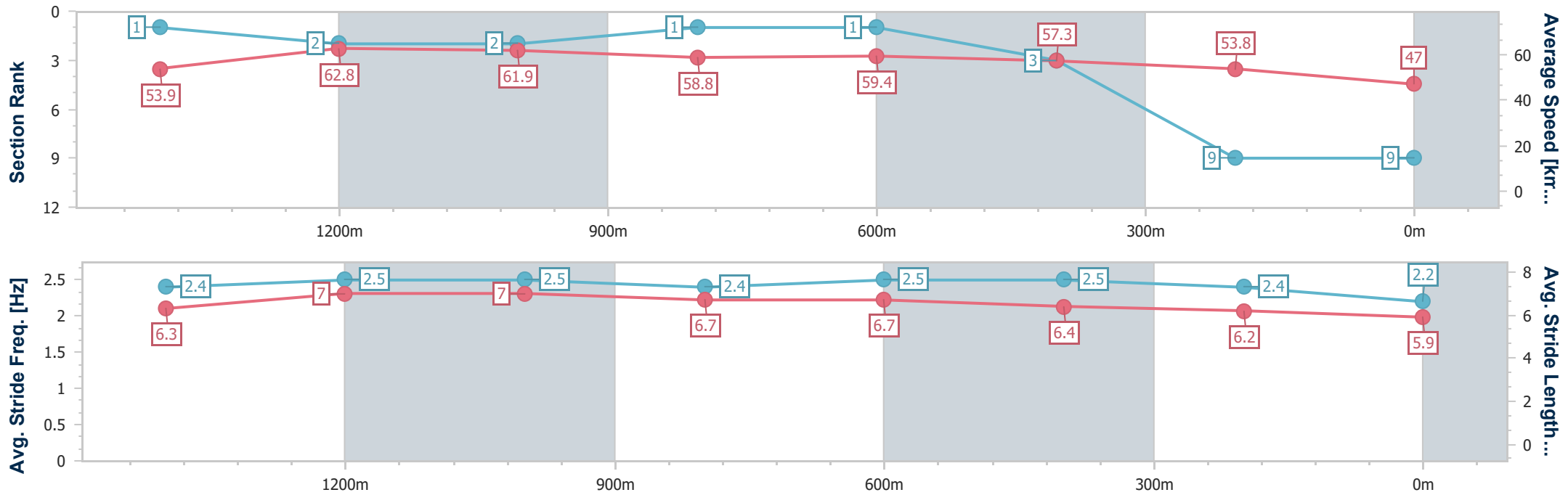
| | |
|--------------------------------|-----------------|
| Horse/Jockey Name | Crimson Warning |
| Final Rank | 9 |
| Fastest Section Time (Section) | 0:11.52 (1400m) |
| Top Speed [km/h] (Section) | 65.0 (Overall) |
| Race State | Finished |



Toowoomba QLD Professional
 Race 4: SWIN Members, Staff & Board BM60 Handicap - 1625m
 26 October 2024 - 19:28
 Track Rating: Good 3, Weather: Fine, Rail Position: +1m Entire



| Section | Overall | 1400m | 1200m | 1000m | 800m | 600m | 400m | 200m |
|------------------------|--------------------------|--------------------------|--------------------------|--------------------------|--------------------------|--------------------------|--------------------------|--------------------------|
| Section Times | 1:44.04 [9] (0:15.14) | 1:28.90 [1] (0:11.52) | 1:17.38 [2] (0:11.66) | 1:05.72 [2] (0:12.35) | 0:53.37 [1] (0:12.15) | 0:41.22 [1] (0:12.56) | 0:28.66 [3] (0:13.37) | 0:15.29 [9] (0:15.29) |
| Average Speed [km/h] | 53.9 | 62.8 | 61.9 | 58.8 | 59.4 | 57.3 | 53.8 | 47.0 |
| Top Speed [km/h] | 65.0 | 64.4 | 63.1 | 60.8 | 60.8 | 60.1 | 55.7 | 52.2 |
| Avg. Dist. to Rail [m] | 5.6 | 1.1 | 2.2 | 2.0 | 1.5 | 0.5 | 0.4 | 2.3 |
| Avg. Stride Freq. [Hz] | 2.4 | 2.5 | 2.5 | 2.4 | 2.5 | 2.5 | 2.4 | 2.2 |
| Avg. Stride Length [m] | 6.3 | 7.0 | 7.0 | 6.7 | 6.7 | 6.4 | 6.2 | 5.9 |



- [] Ranking at each section and finish
- .-.- No data available at this section
- NA No data available