



Toowoomba QLD Professional

Race 1: MPC Kinetic Class 1 Handicap - 1050m

26 October 2024 - 17:45



Track Rating: Good 4, Weather: Fine, Rail Position: +1m Entire

Section		Overall											Last 600m	
Field Times		1:01.95											0:34.69	
		(0:04.93)												
		1000m												
		0:57.02												
		(0:11.27)												
		800m												
		0:45.75												
		(0:11.06)												
		600m												
		0:34.69												
		(0:11.28)												
		400m												
		0:23.41												
		(0:11.68)												
		200m												
		0:11.73												
		(0:11.73)												
Rank	TAB	Horse/Jockey	Barrier	Top Speed [km/h]	Fastest Section	Overall	1000m	800m	600m	400m	200m	Margin	Last 600m	Distance Travelled [m]
1	3	SURREAL ASCOT Shania Willis	4	67.6 1000m	0:05.10 Overall	1:01.95 [1] (0:05.10)	0:56.85 [5] (0:11.10)	0:45.75 [1] (0:11.07)	0:34.68 [2] (0:11.27)	0:23.41 [1] (0:11.68)	0:11.73 [1] (0:11.73)	1:01.95	0:34.68	
2	4	PIA MIA Karl Zechner	6	67.7 1000m	0:04.93 Overall	1:02.05 [2] (0:04.93)	0:57.12 [2] (0:11.45)	0:45.67 [5] (0:11.15)	0:34.52 [5] (0:11.45)	0:23.07 [5] (0:11.37)	0:11.70 [2] (0:11.70)	0.5L	0:34.52	+7
3	8	HUMAN TOUCH Luke Tarrant	8	66.6 600m	0:05.28 Overall	1:02.19 [3] (0:05.28)	0:56.91 [7] (0:11.74)	0:45.17 [8] (0:11.23)	0:33.94 [8] (0:11.18)	0:22.76 [8] (0:11.37)	0:11.39 [6] (0:11.39)	1.3L	0:33.94	+12
4	9	ARIAT Kenji Yoshida	7	65.3 1000m	0:05.18 Overall	1:02.29 [4] (0:05.18)	0:57.11 [6] (0:11.55)	0:45.56 [7] (0:11.19)	0:34.37 [7] (0:11.33)	0:23.04 [7] (0:11.49)	0:11.55 [3] (0:11.55)	1.8L	0:34.37	+2
5	10	DUCHESS BREE Amy Graham	3	66.1 800m	0:05.47 Overall	1:03.05 [5] (0:05.47)	0:57.58 [8] (0:11.93)	0:45.65 [9] (0:11.01)	0:34.64 [9] (0:11.28)	0:23.36 [9] (0:11.44)	0:11.92 [9] (0:11.92)	6.1L	0:34.64	+0
6	2	READY AND LUCKY Chelsea Baker	5	67.2 800m	0:05.09 Overall	1:03.25 [6] (0:05.09)	0:58.16 [4] (0:11.16)	0:47.00 [3] (0:11.01)	0:35.99 [1] (0:11.55)	0:24.44 [3] (0:11.94)	0:12.50 [5] (0:12.50)	7.1L	0:35.99	+6
7	6	HOKUSAI Rob Thorburn	9	66.8 800m	0:04.93 Overall	1:03.31 [7] (0:04.93)	0:58.38 [1] (0:11.40)	0:46.98 [4] (0:11.04)	0:35.94 [3] (0:11.55)	0:24.39 [4] (0:11.83)	0:12.56 [4] (0:12.56)	7.3L	0:35.94	+13
8	11	COLLAGEN QUEEN Casey Waddell	2	67.6 1000m	0:05.52 Overall	1:03.69 [8] (0:05.52)	0:58.17 [9] (0:11.20)	0:46.97 [6] (0:11.05)	0:35.92 [6] (0:11.38)	0:24.54 [6] (0:11.82)	0:12.72 [7] (0:12.72)	9.6L	0:35.92	+1
9	5	COLTMAN Hannah Richardson	1	67.9 1000m	0:05.08 Overall	1:04.49 [9] (0:05.08)	0:59.41 [3] (0:11.15)	0:48.26 [2] (0:11.16)	0:37.10 [4] (0:11.39)	0:25.71 [2] (0:12.22)	0:13.49 [8] (0:13.49)	14.1L	0:37.10	+1

Scratched: Ten Trinity Square (#1), Steller Eagle (#7)



Horse/Jockey Name	Surreal Ascot
Final Rank	1
Fastest Section Time (Section)	0:05.10 (Overall)
Top Speed [km/h] (Section)	67.6 (1000m)
Race State	Finished



Toowoomba QLD Professional

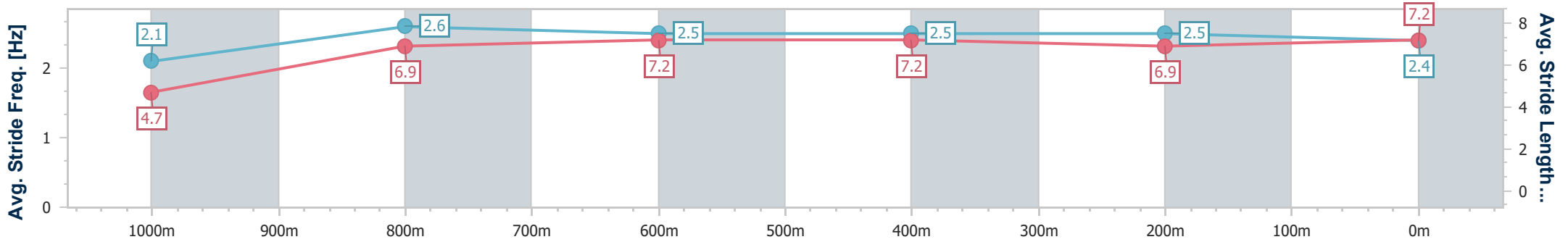
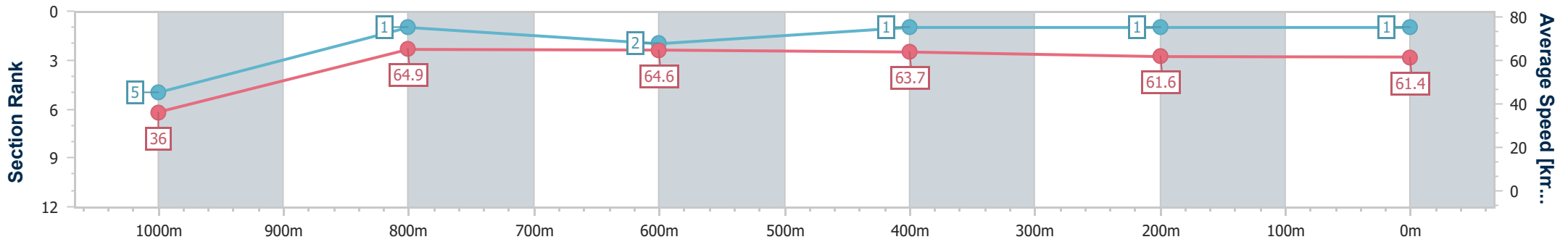
Race 1: MPC Kinetic Class 1 Handicap - 1050m

26 October 2024 - 17:45



Track Rating: Good 4, Weather: Fine, Rail Position: +1m Entire

Section	Overall	1000m	800m	600m	400m	200m
Section Times	1:01.95 [1] (0:05.10)	0:56.85 [5] (0:11.10)	0:45.75 [1] (0:11.07)	0:34.68 [2] (0:11.27)	0:23.41 [1] (0:11.68)	0:11.73 [1] (0:11.73)
Average Speed [km/h]	36.0	64.9	64.6	63.7	61.6	61.4
Top Speed [km/h]	56.8	67.6	66.6	64.7	62.7	62.2
Avg. Dist. to Rail [m]	1.8	0.2	1.3	1.2	0.9	0.4
Avg. Stride Freq. [Hz]	2.1	2.6	2.5	2.5	2.5	2.4
Avg. Stride Length [m]	4.7	6.9	7.2	7.2	6.9	7.2



- [] Ranking at each section and finish
- .-.- No data available at this section
- NA No data available



Horse/Jockey Name	Pia Mia
Final Rank	2
Fastest Section Time (Section)	0:04.93 (Overall)
Top Speed [km/h] (Section)	67.7 (1000m)
Race State	Finished



Toowoomba QLD Professional

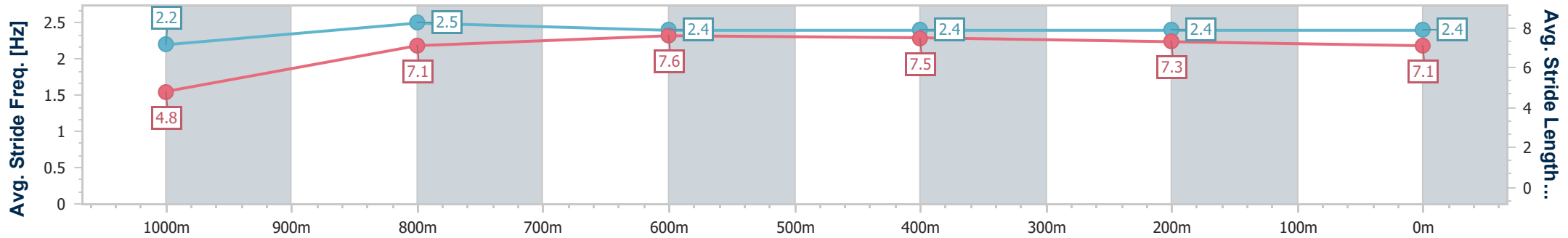
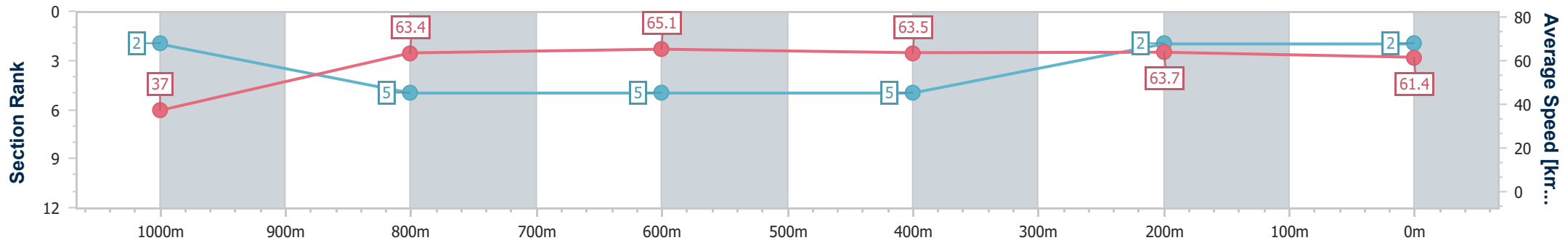
Race 1: MPC Kinetic Class 1 Handicap - 1050m

26 October 2024 - 17:45



Track Rating: Good 4, Weather: Fine, Rail Position: +1m Entire

Section	Overall	1000m	800m	600m	400m	200m
Section Times	1:02.05 [2] (0:04.93)	0:57.12 [2] (0:11.45)	0:45.67 [5] (0:11.15)	0:34.52 [5] (0:11.45)	0:23.07 [5] (0:11.37)	0:11.70 [2] (0:11.70)
Average Speed [km/h]	37.0	63.4	65.1	63.5	63.7	61.4
Top Speed [km/h]	55.1	67.7	66.1	66.1	65.0	62.8
Avg. Dist. to Rail [m]	8.0	4.4	1.7	2.0	2.3	1.5
Avg. Stride Freq. [Hz]	2.2	2.5	2.4	2.4	2.4	2.4
Avg. Stride Length [m]	4.8	7.1	7.6	7.5	7.3	7.1



- [] Ranking at each section and finish
- .-.- No data available at this section
- NA No data available



Horse/Jockey Name	Human Touch
Final Rank	3
Fastest Section Time (Section)	0:05.28 (Overall)
Top Speed [km/h] (Section)	66.6 (600m)
Race State	Finished



Toowoomba QLD Professional

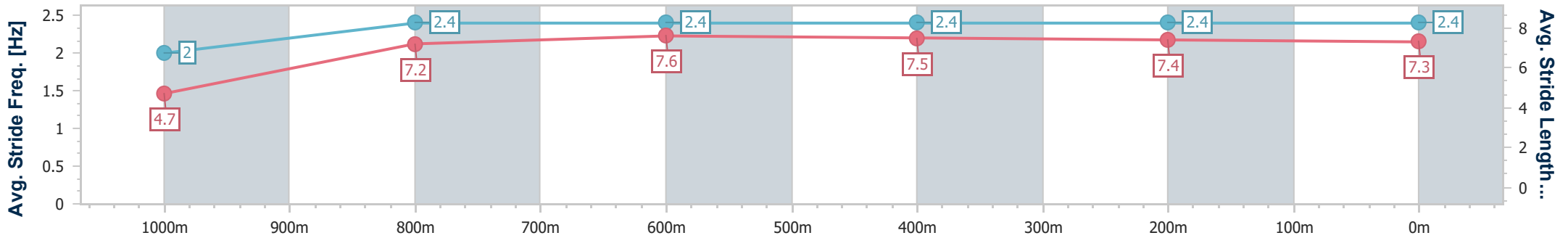
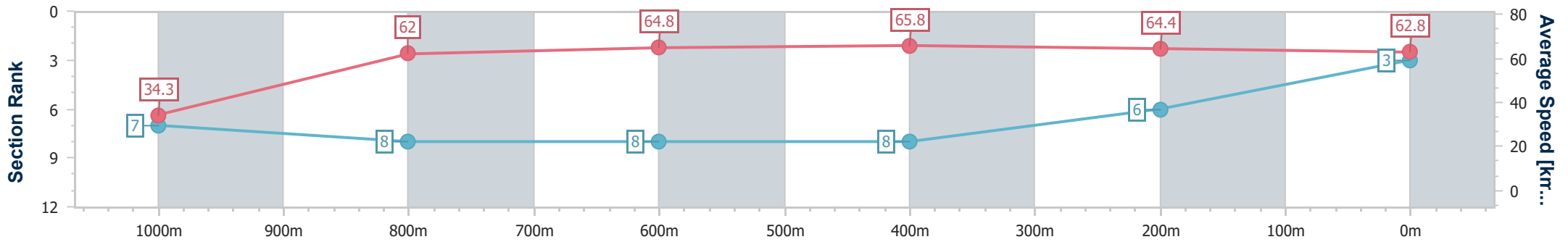
Race 1: MPC Kinetic Class 1 Handicap - 1050m

26 October 2024 - 17:45



Track Rating: Good 4, Weather: Fine, Rail Position: +1m Entire

Section	Overall	1000m	800m	600m	400m	200m
Section Times	1:02.19 [3] (0:05.28)	0:56.91 [7] (0:11.74)	0:45.17 [8] (0:11.23)	0:33.94 [8] (0:11.18)	0:22.76 [8] (0:11.37)	0:11.39 [6]
Average Speed [km/h]	34.3	62.0	64.8	65.8	64.4	62.8
Top Speed [km/h]	51.6	66.5	65.4	66.6	65.6	65.6
Avg. Dist. to Rail [m]	11.5	6.6	3.2	4.4	3.8	4.0
Avg. Stride Freq. [Hz]	2.0	2.4	2.4	2.4	2.4	2.4
Avg. Stride Length [m]	4.7	7.2	7.6	7.5	7.4	7.3



- [] Ranking at each section and finish
- .-.- No data available at this section
- NA No data available



Horse/Jockey Name	Ariat
Final Rank	4
Fastest Section Time (Section)	0:05.18 (Overall)
Top Speed [km/h] (Section)	65.3 (1000m)
Race State	Finished



Toowoomba QLD Professional

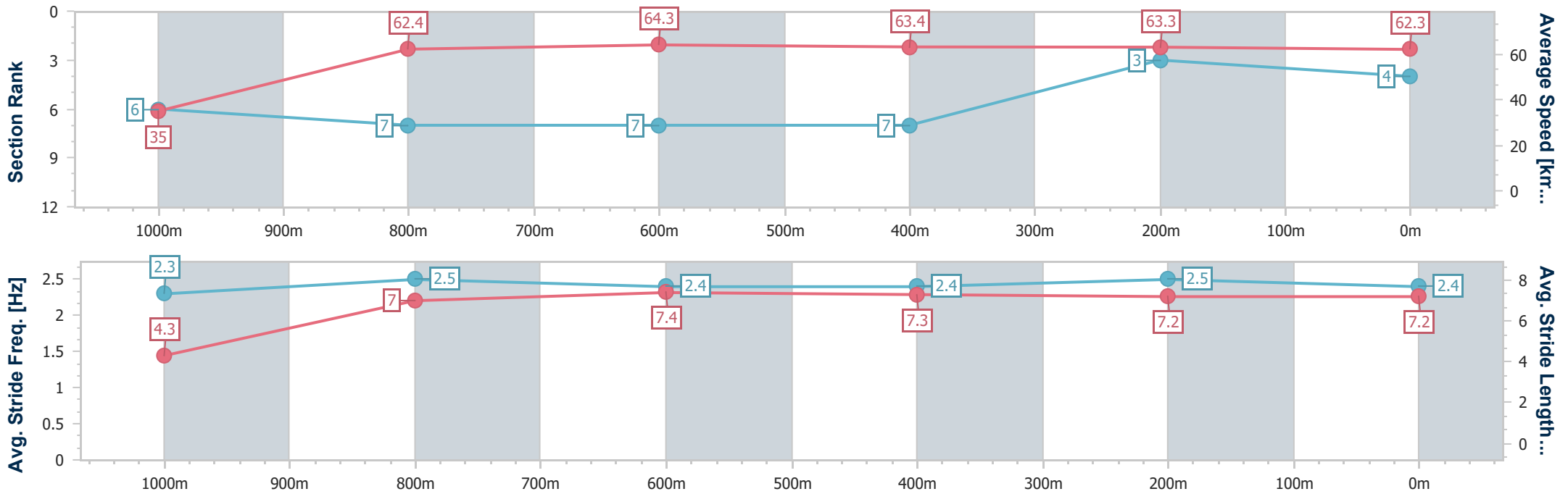
Race 1: MPC Kinetic Class 1 Handicap - 1050m

26 October 2024 - 17:45



Track Rating: Good 4, Weather: Fine, Rail Position: +1m Entire

Section	Overall	1000m	800m	600m	400m	200m
Section Times	1:02.29 [4] (0:05.18)	0:57.11 [6] (0:11.55)	0:45.56 [7] (0:11.19)	0:34.37 [7] (0:11.33)	0:23.04 [7] (0:11.49)	0:11.55 [3]
Average Speed [km/h]	35.0	62.4	64.3	63.4	63.3	62.3
Top Speed [km/h]	52.7	65.3	65.1	64.9	64.1	63.7
Avg. Dist. to Rail [m]	5.9	2.0	0.7	0.3	2.4	1.4
Avg. Stride Freq. [Hz]	2.3	2.5	2.4	2.4	2.5	2.4
Avg. Stride Length [m]	4.3	7.0	7.4	7.3	7.2	7.2



- [] Ranking at each section and finish
- .-.- No data available at this section
- NA No data available



Horse/Jockey Name	Duchess Bree
Final Rank	5
Fastest Section Time (Section)	0:05.47 (Overall)
Top Speed [km/h] (Section)	66.1 (800m)
Race State	Finished



Toowoomba QLD Professional

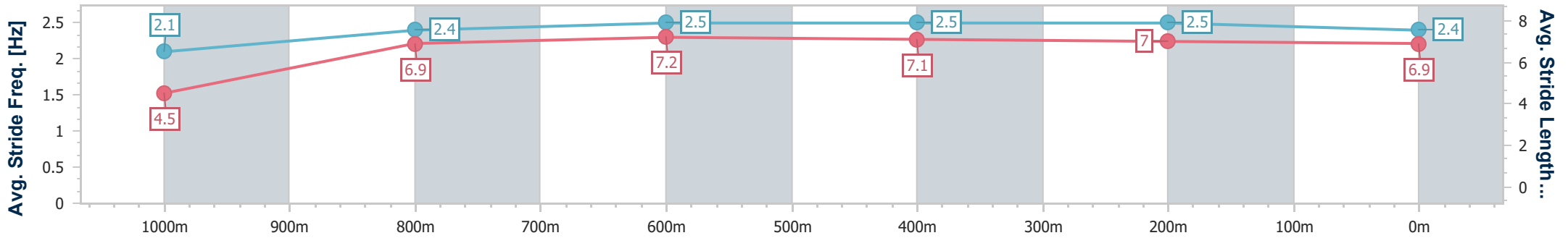
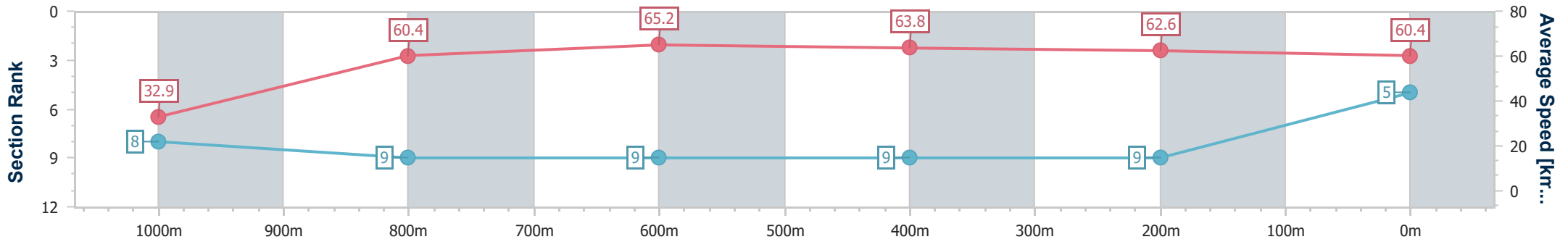
Race 1: MPC Kinetic Class 1 Handicap - 1050m

26 October 2024 - 17:45



Track Rating: Good 4, Weather: Fine, Rail Position: +1m Entire

Section	Overall	1000m	800m	600m	400m	200m
Section Times	1:03.05 [5] (0:05.47)	0:57.58 [8] (0:11.93)	0:45.65 [9] (0:11.01)	0:34.64 [9] (0:11.28)	0:23.36 [9] (0:11.44)	0:11.92 [9]
Average Speed [km/h]	32.9	60.4	65.2	63.8	62.6	60.4
Top Speed [km/h]	51.0	65.4	66.1	64.6	63.8	62.0
Avg. Dist. to Rail [m]	2.1	1.1	0.9	0.2	1.2	2.4
Avg. Stride Freq. [Hz]	2.1	2.4	2.5	2.5	2.5	2.4
Avg. Stride Length [m]	4.5	6.9	7.2	7.1	7.0	6.9



- [] Ranking at each section and finish
- .-.- No data available at this section
- NA No data available



Horse/Jockey Name	Ready And Lucky
Final Rank	6
Fastest Section Time (Section)	0:05.09 (Overall)
Top Speed [km/h] (Section)	67.2 (800m)
Race State	Finished



Toowoomba QLD Professional

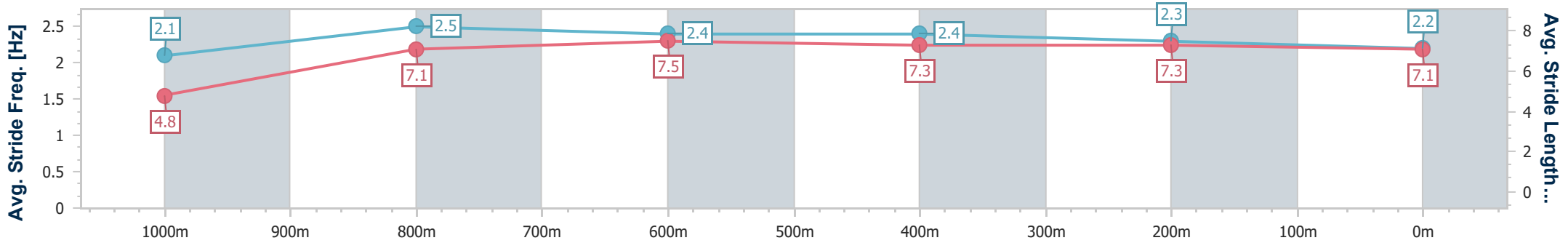
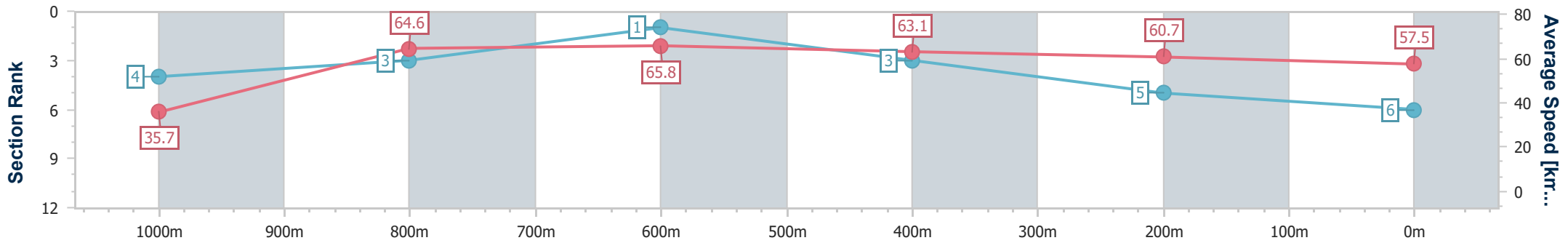
Race 1: MPC Kinetic Class 1 Handicap - 1050m

26 October 2024 - 17:45



Track Rating: Good 4, Weather: Fine, Rail Position: +1m Entire

Section	Overall	1000m	800m	600m	400m	200m
Section Times	1:03.25 [6] (0:05.09)	0:58.16 [4] (0:11.16)	0:47.00 [3] (0:11.01)	0:35.99 [1] (0:11.55)	0:24.44 [3] (0:11.94)	0:12.50 [5] (0:12.50)
Average Speed [km/h]	35.7	64.6	65.8	63.1	60.7	57.5
Top Speed [km/h]	56.5	67.0	67.2	65.9	62.1	59.0
Avg. Dist. to Rail [m]	3.4	1.8	1.2	2.5	1.3	1.5
Avg. Stride Freq. [Hz]	2.1	2.5	2.4	2.4	2.3	2.2
Avg. Stride Length [m]	4.8	7.1	7.5	7.3	7.3	7.1



- [] Ranking at each section and finish
- .-.- No data available at this section
- NA No data available



Horse/Jockey Name	Hokusai
Final Rank	7
Fastest Section Time (Section)	0:04.93 (Overall)
Top Speed [km/h] (Section)	66.8 (800m)
Race State	Finished



Toowoomba QLD Professional

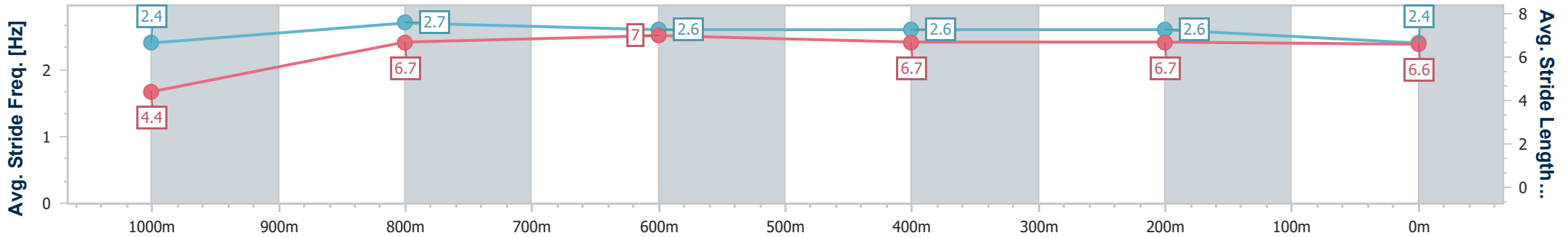
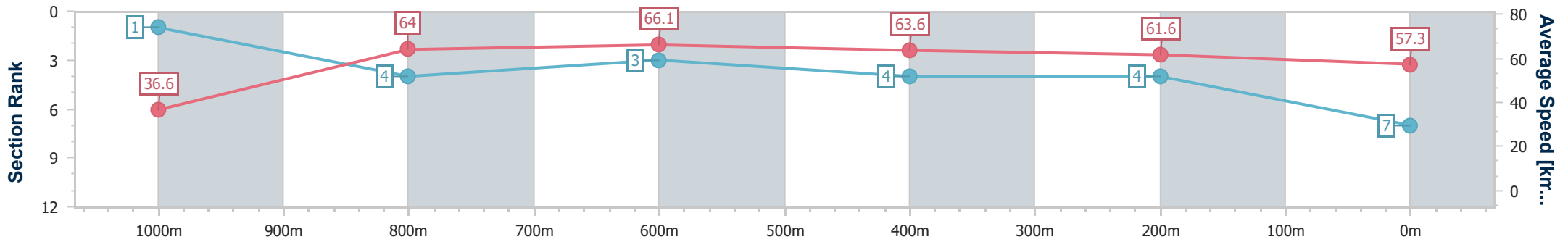
Race 1: MPC Kinetic Class 1 Handicap - 1050m

26 October 2024 - 17:45



Track Rating: Good 4, Weather: Fine, Rail Position: +1m Entire

Section	Overall	1000m	800m	600m	400m	200m
Section Times	1:03.31 [7] (0:04.93)	0:58.38 [1] (0:11.40)	0:46.98 [4] (0:11.04)	0:35.94 [3] (0:11.55)	0:24.39 [4] (0:11.83)	0:12.56 [4] (0:12.56)
Average Speed [km/h]	36.6	64.0	66.1	63.6	61.6	57.3
Top Speed [km/h]	54.5	66.3	66.8	66.6	63.0	59.8
Avg. Dist. to Rail [m]	9.8	6.5	3.2	3.7	2.5	0.9
Avg. Stride Freq. [Hz]	2.4	2.7	2.6	2.6	2.6	2.4
Avg. Stride Length [m]	4.4	6.7	7.0	6.7	6.7	6.6



- [] Ranking at each section and finish
- .-.- No data available at this section
- NA No data available



Horse/Jockey Name	Collagen Queen
Final Rank	8
Fastest Section Time (Section)	0:05.52 (Overall)
Top Speed [km/h] (Section)	67.6 (1000m)
Race State	Finished



Toowoomba QLD Professional

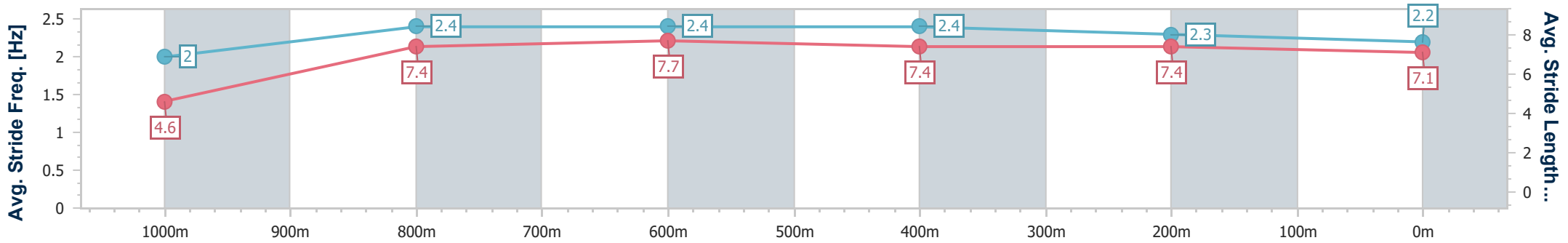
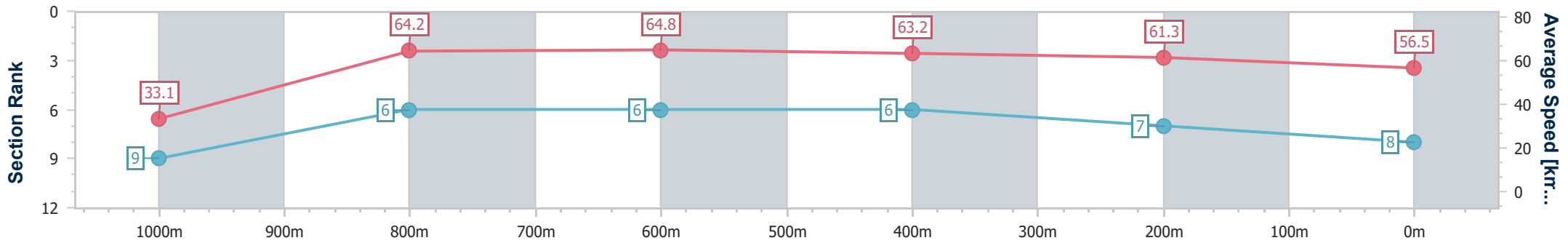
Race 1: MPC Kinetic Class 1 Handicap - 1050m

26 October 2024 - 17:45



Track Rating: Good 4, Weather: Fine, Rail Position: +1m Entire

Section	Overall	1000m	800m	600m	400m	200m
Section Times	1:03.69 [8] (0:05.52)	0:58.17 [9] (0:11.20)	0:46.97 [6] (0:11.05)	0:35.92 [6] (0:11.38)	0:24.54 [6] (0:11.82)	0:12.72 [7] (0:12.72)
Average Speed [km/h]	33.1	64.2	64.8	63.2	61.3	56.5
Top Speed [km/h]	54.2	67.6	66.2	65.3	62.2	61.0
Avg. Dist. to Rail [m]	2.3	1.5	1.4	0.7	1.2	0.4
Avg. Stride Freq. [Hz]	2.0	2.4	2.4	2.4	2.3	2.2
Avg. Stride Length [m]	4.6	7.4	7.7	7.4	7.4	7.1



- [] Ranking at each section and finish
- .-.- No data available at this section
- NA No data available



Horse/Jockey Name	Coltman
Final Rank	9
Fastest Section Time (Section)	0:05.08 (Overall)
Top Speed [km/h] (Section)	67.9 (1000m)
Race State	Finished



Toowoomba QLD Professional

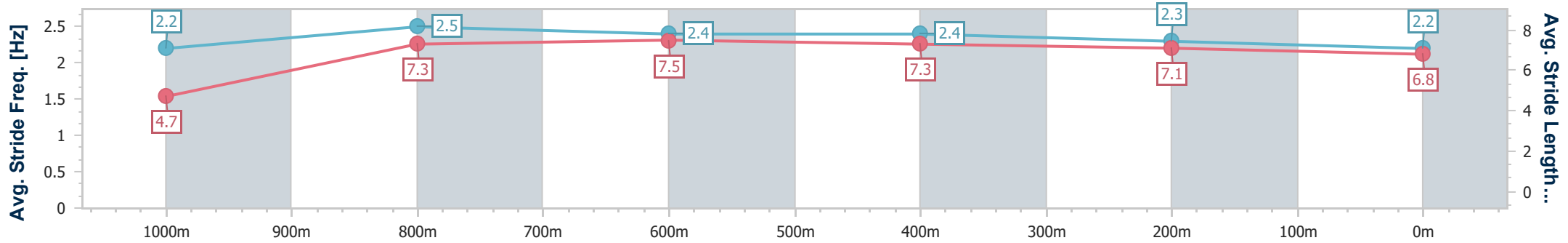
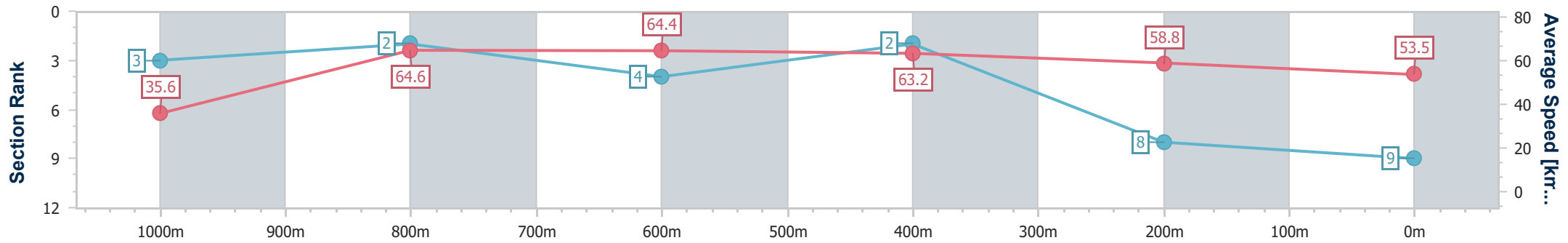
Race 1: MPC Kinetic Class 1 Handicap - 1050m

26 October 2024 - 17:45



Track Rating: Good 4, Weather: Fine, Rail Position: +1m Entire

Section	Overall	1000m	800m	600m	400m	200m
Section Times	1:04.49 [9] (0:05.08)	0:59.41 [3] (0:11.15)	0:48.26 [2] (0:11.16)	0:37.10 [4] (0:11.39)	0:25.71 [2] (0:12.22)	0:13.49 [8] (0:13.49)
Average Speed [km/h]	35.6	64.6	64.4	63.2	58.8	53.5
Top Speed [km/h]	55.3	67.9	65.9	65.1	61.3	56.0
Avg. Dist. to Rail [m]	1.9	0.8	0.8	0.2	0.2	1.0
Avg. Stride Freq. [Hz]	2.2	2.5	2.4	2.4	2.3	2.2
Avg. Stride Length [m]	4.7	7.3	7.5	7.3	7.1	6.8



- [] Ranking at each section and finish
- .-.-.- No data available at this section
- NA No data available



Toowoomba QLD Professional

Race 2: YCJAC - Darby McCarthy Cup Class 3 Handicap - 1000m

26 October 2024 - 18:23



Track Rating: Good 3, Weather: Fine, Rail Position: +1m Entire

Section											Last 600m		
Field Times		Overall	800m	600m	400m	200m						0:34.21	
		0:58.63 (0:13.63)	0:45.00 (0:10.79)	0:34.21 (0:11.28)	0:22.93 (0:11.37)	0:11.56 (0:11.56)							
Rank	TAB	Horse/Jockey	Barrier	Top Speed [km/h]	Fastest Section						Margin	Distance Travelled [m]	
1	5	TEN TRINITY SQUARE Rob Thorburn	5	69.0 800m	0:10.73 800m	0:58.63 [1] (0:14.28)	0:44.35 [4] (0:10.73)	0:33.62 [4] (0:10.97)	0:22.65 [3] (0:11.09)	0:11.56 [1] (0:11.56)	0:58.63	0:33.62	
2	8	ELECTRIC ARROW Amy Graham	1	67.9 800m	0:10.76 800m	0:59.03 [2] (0:13.98)	0:45.05 [2] (0:10.76)	0:34.29 [2] (0:11.18)	0:23.11 [2] (0:11.29)	0:11.82 [2] (0:11.82)	2.3L	0:34.29	-3
3	10	BLERIOT Hannah Richardson	3	67.7 800m	0:10.84 800m	0:59.07 [3] (0:14.42)	0:44.65 [6] (0:10.84)	0:33.81 [6] (0:10.98)	0:22.83 [5] (0:11.21)	0:11.62 [4] (0:11.62)	2.5L	0:33.81	-4
4	4	HEROIC CHIEF Chelsea Baker	9	68.0 800m	0:10.86 800m	0:59.26 [4] (0:14.39)	0:44.87 [5] (0:10.86)	0:34.01 [5] (0:11.15)	0:22.86 [6] (0:11.17)	0:11.69 [6] (0:11.69)	3.5L	0:34.01	+0
5	7	POINT BREAK Karl Zechner	4	67.1 600m	0:10.86 800m	0:59.32 [5] (0:14.01)	0:45.31 [3] (0:10.86)	0:34.45 [3] (0:11.21)	0:23.24 [4] (0:11.42)	0:11.82 [5] (0:11.82)	3.7L	0:34.45	-3
6	1	ELECTED James Baker	6	67.5 800m	0:10.77 800m	0:59.36 [6] (0:14.66)	0:44.70 [8] (0:10.77)	0:33.93 [7] (0:11.02)	0:22.91 [7] (0:11.12)	0:11.79 [6] (0:11.79)	3.9L	0:33.93	-5
7	6	MISS DE BLAAS Olivia Kendal	2	68.1 Overall	0:10.79 800m	0:59.48 [7] (0:13.63)	0:45.85 [1] (0:10.79)	0:35.06 [1] (0:11.28)	0:23.78 [1] (0:11.62)	0:12.16 [3] (0:12.16)	4.4L	0:35.06	-9
8	11	MY ONE Shania Willis	8	66.6 800m	0:11.06 600m	0:59.65 [8] (0:14.58)	0:45.07 [7] (0:11.24)	0:33.83 [8] (0:11.06)	0:22.77 [8] (0:11.07)	0:11.70 [8] (0:11.70)	5.2L	0:33.83	-5

Scratched: Hokusai (#9), Devil's Rite (#2), Adalie (#3)

[] Ranking at each section and finish
 -:-:- No data available at this section
 NA No data available

SCN Saddle cloth number
 DNF Did not finish
 DNT Did not track



Horse/Jockey Name	Ten Trinity Square
Final Rank	1
Fastest Section Time (Section)	0:10.73 (800m)
Top Speed [km/h] (Section)	69.0 (800m)
Race State	Finished



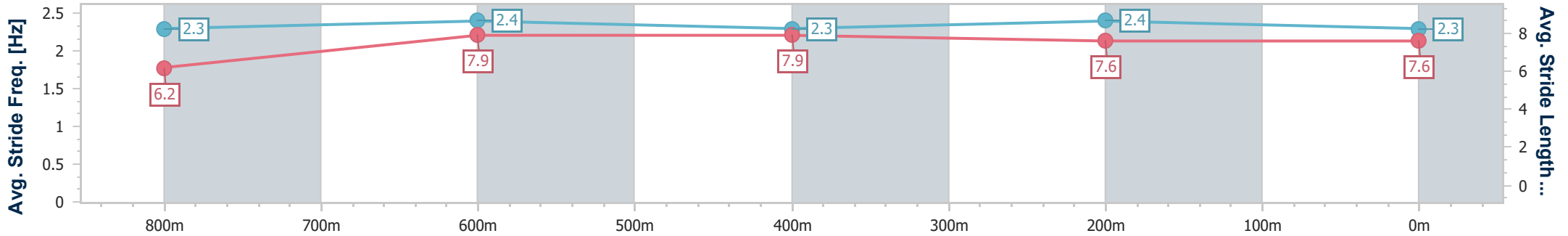
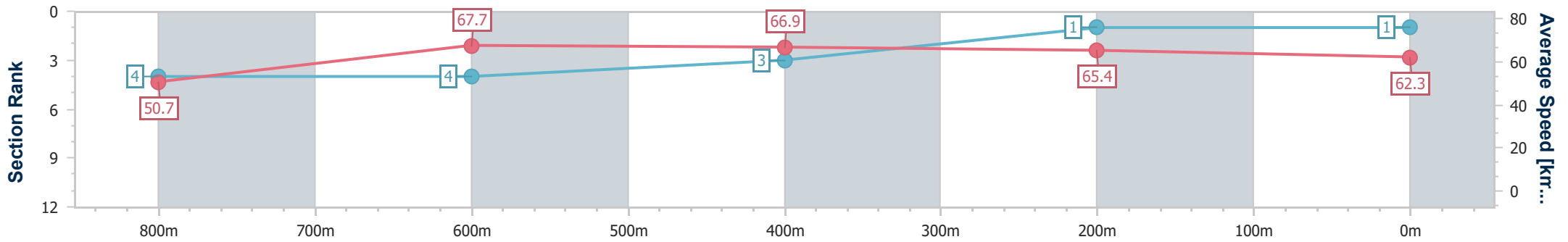
Toowoomba QLD Professional
Race 2: YCJAC - Darby McCarthy Cup Class 3 Handicap - 1000m



26 October 2024 - 18:23

Track Rating: Good 3, Weather: Fine, Rail Position: +1m Entire

Section	Overall	800m	600m	400m	200m
Section Times	0:58.63 [1] (0:14.28)	0:44.35 [4] (0:10.73)	0:33.62 [4] (0:10.97)	0:22.65 [3] (0:11.09)	0:11.56 [1] (0:11.56)
Average Speed [km/h]	50.7	67.7	66.9	65.4	62.3
Top Speed [km/h]	66.4	69.0	68.1	67.0	64.9
Avg. Dist. to Rail [m]	4.8	2.2	3.3	3.0	3.2
Avg. Stride Freq. [Hz]	2.3	2.4	2.3	2.4	2.3
Avg. Stride Length [m]	6.2	7.9	7.9	7.6	7.6



- [] Ranking at each section and finish
- .-.- No data available at this section
- NA No data available



Horse/Jockey Name	Electric Arrow
Final Rank	2
Fastest Section Time (Section)	0:10.76 (800m)
Top Speed [km/h] (Section)	67.9 (800m)
Race State	Finished



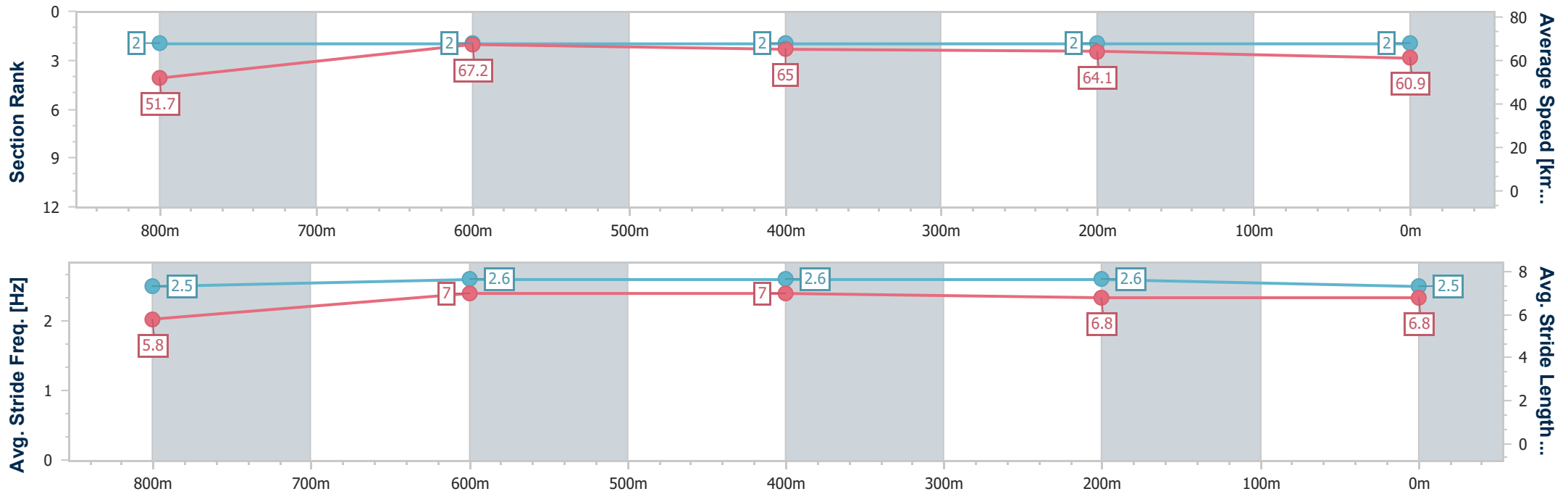
Toowoomba QLD Professional
 Race 2: YCJAC - Darby McCarthy Cup Class 3 Handicap - 1000m



26 October 2024 - 18:23

Track Rating: Good 3, Weather: Fine, Rail Position: +1m Entire

Section	Overall	800m	600m	400m	200m
Section Times	0:59.03 [2] (0:13.98)	0:45.05 [2] (0:10.76)	0:34.29 [2] (0:11.18)	0:23.11 [2] (0:11.29)	0:11.82 [2] (0:11.82)
Average Speed [km/h]	51.7	67.2	65.0	64.1	60.9
Top Speed [km/h]	67.8	67.9	67.6	64.7	62.4
Avg. Dist. to Rail [m]	3.2	1.9	1.8	1.0	2.3
Avg. Stride Freq. [Hz]	2.5	2.6	2.6	2.6	2.5
Avg. Stride Length [m]	5.8	7.0	7.0	6.8	6.8



- [] Ranking at each section and finish
- .-.- No data available at this section
- NA No data available



Horse/Jockey Name	Bleriot
Final Rank	3
Fastest Section Time (Section)	0:10.84 (800m)
Top Speed [km/h] (Section)	67.7 (800m)
Race State	Finished



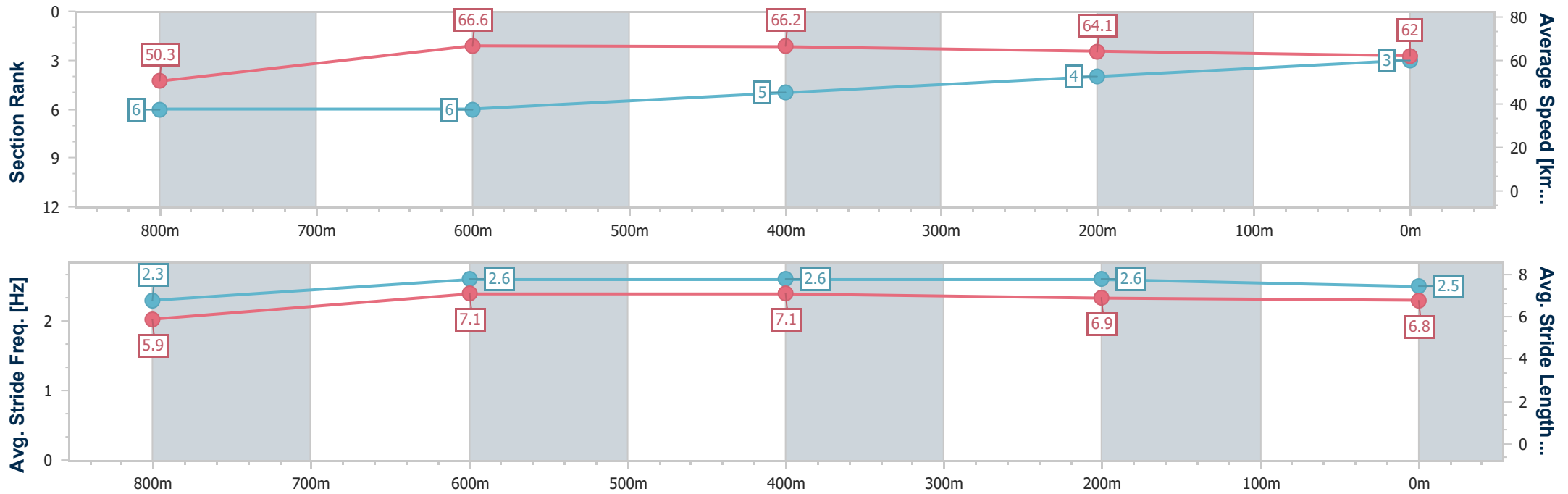
Toowoomba QLD Professional
Race 2: YCJAC - Darby McCarthy Cup Class 3 Handicap - 1000m



26 October 2024 - 18:23

Track Rating: Good 3, Weather: Fine, Rail Position: +1m Entire

Section	Overall	800m	600m	400m	200m
Section Times	0:59.07 [3] (0:14.42)	0:44.65 [6] (0:10.84)	0:33.81 [6] (0:10.98)	0:22.83 [5] (0:11.21)	0:11.62 [4] (0:11.62)
Average Speed [km/h]	50.3	66.6	66.2	64.1	62.0
Top Speed [km/h]	64.3	67.7	67.6	64.8	63.5
Avg. Dist. to Rail [m]	4.5	1.4	1.7	1.1	1.0
Avg. Stride Freq. [Hz]	2.3	2.6	2.6	2.6	2.5
Avg. Stride Length [m]	5.9	7.1	7.1	6.9	6.8



- [] Ranking at each section and finish
- .-.- No data available at this section
- NA No data available



Horse/Jockey Name	Heroic Chief
Final Rank	4
Fastest Section Time (Section)	0:10.86 (800m)
Top Speed [km/h] (Section)	68.0 (800m)
Race State	Finished



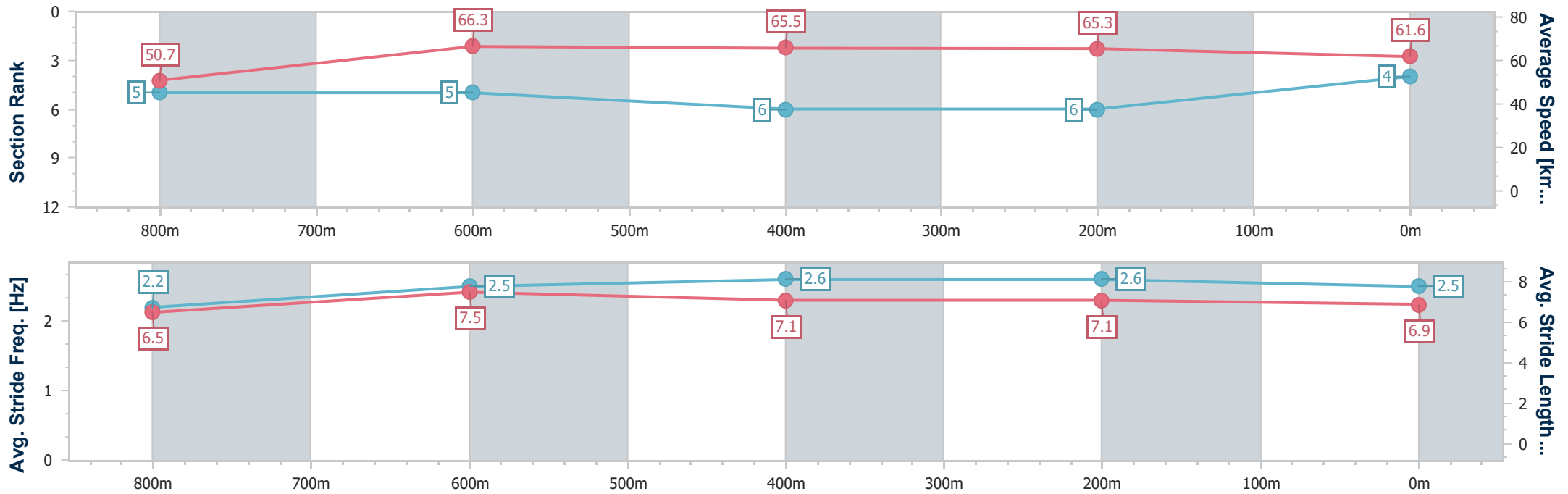
Toowoomba QLD Professional
Race 2: YCJAC - Darby McCarthy Cup Class 3 Handicap - 1000m



26 October 2024 - 18:23

Track Rating: Good 3, Weather: Fine, Rail Position: +1m Entire

Section	Overall	800m	600m	400m	200m
Section Times	0:59.26 [4] (0:14.39)	0:44.87 [5] (0:10.86)	0:34.01 [5] (0:11.15)	0:22.86 [6] (0:11.17)	0:11.69 [6] (0:11.69)
Average Speed [km/h]	50.7	66.3	65.5	65.3	61.6
Top Speed [km/h]	66.2	68.0	66.8	66.0	63.9
Avg. Dist. to Rail [m]	6.6	1.4	2.9	2.9	5.0
Avg. Stride Freq. [Hz]	2.2	2.5	2.6	2.6	2.5
Avg. Stride Length [m]	6.5	7.5	7.1	7.1	6.9



- [] Ranking at each section and finish
- .-.- No data available at this section
- NA No data available



Horse/Jockey Name	Point Break
Final Rank	5
Fastest Section Time (Section)	0:10.86 (800m)
Top Speed [km/h] (Section)	67.1 (600m)
Race State	Finished



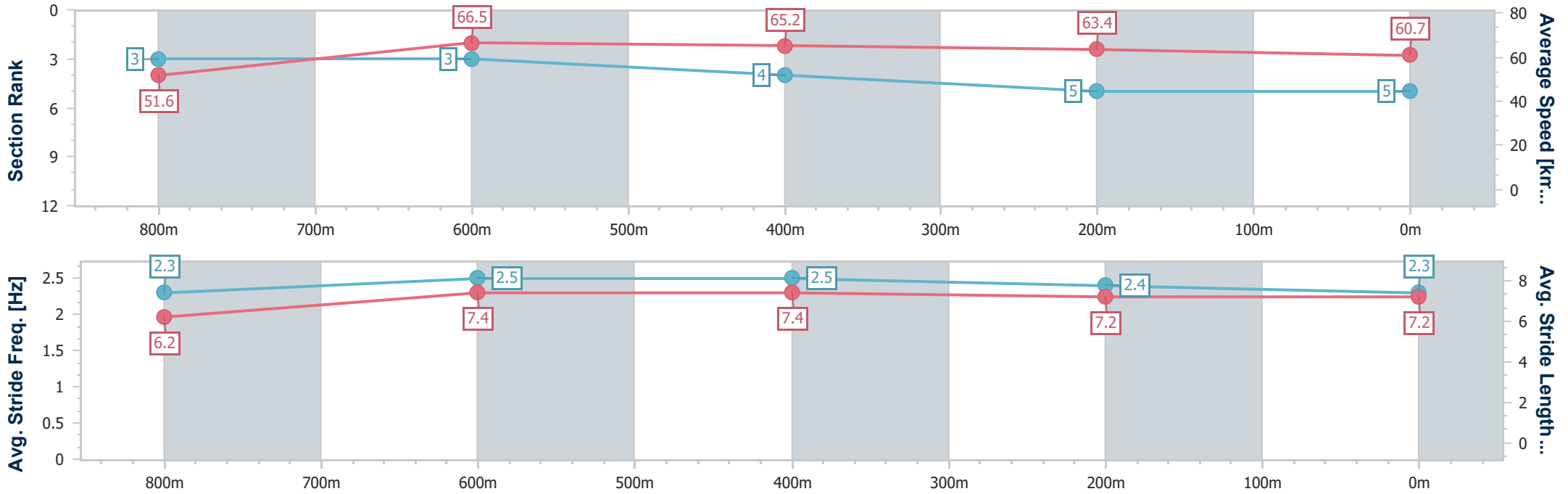
Toowoomba QLD Professional
Race 2: YCJAC - Darby McCarthy Cup Class 3 Handicap - 1000m



26 October 2024 - 18:23

Track Rating: Good 3, Weather: Fine, Rail Position: +1m Entire

Section	Overall	800m	600m	400m	200m
Section Times	0:59.32 [5] (0:14.01)	0:45.31 [3] (0:10.86)	0:34.45 [3] (0:11.21)	0:23.24 [4] (0:11.42)	0:11.82 [5] (0:11.82)
Average Speed [km/h]	51.6	66.5	65.2	63.4	60.7
Top Speed [km/h]	65.9	67.0	67.1	64.8	63.0
Avg. Dist. to Rail [m]	2.6	1.4	3.2	1.6	2.6
Avg. Stride Freq. [Hz]	2.3	2.5	2.5	2.4	2.3
Avg. Stride Length [m]	6.2	7.4	7.4	7.2	7.2



- [] Ranking at each section and finish
- .-.- No data available at this section
- NA No data available



Horse/Jockey Name	Elected
Final Rank	6
Fastest Section Time (Section)	0:10.77 (800m)
Top Speed [km/h] (Section)	67.5 (800m)
Race State	Finished



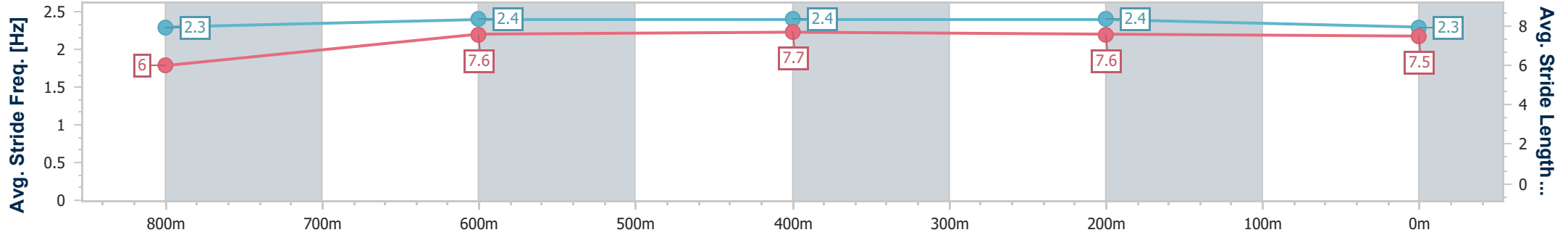
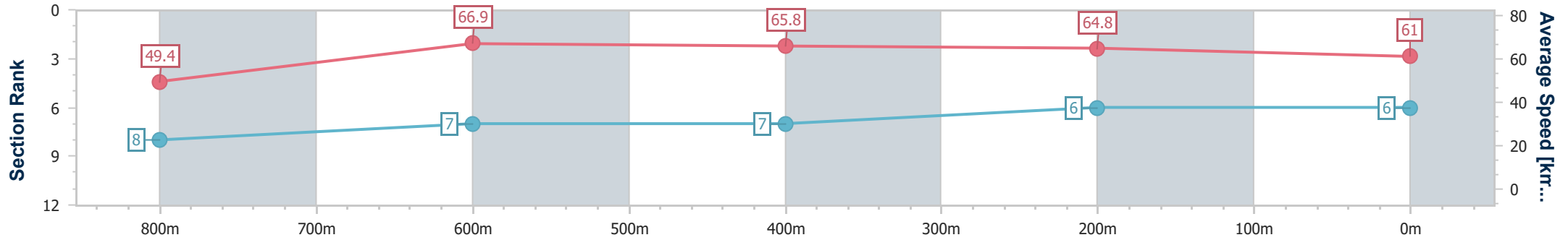
Toowoomba QLD Professional
 Race 2: YCJAC - Darby McCarthy Cup Class 3 Handicap - 1000m



26 October 2024 - 18:23

Track Rating: Good 3, Weather: Fine, Rail Position: +1m Entire

Section	Overall	800m	600m	400m	200m
Section Times	0:59.36 [6] (0:14.66)	0:44.70 [8] (0:10.77)	0:33.93 [7] (0:11.02)	0:22.91 [7] (0:11.12)	0:11.79 [6] (0:11.79)
Average Speed [km/h]	49.4	66.9	65.8	64.8	61.0
Top Speed [km/h]	66.2	67.5	67.3	65.9	63.4
Avg. Dist. to Rail [m]	5.1	0.8	1.1	0.5	0.8
Avg. Stride Freq. [Hz]	2.3	2.4	2.4	2.4	2.3
Avg. Stride Length [m]	6.0	7.6	7.7	7.6	7.5



- [] Ranking at each section and finish
- .-.- No data available at this section
- NA No data available



Horse/Jockey Name	Miss De Blaas
Final Rank	7
Fastest Section Time (Section)	0:10.79 (800m)
Top Speed [km/h] (Section)	68.1 (Overall)
Race State	Finished



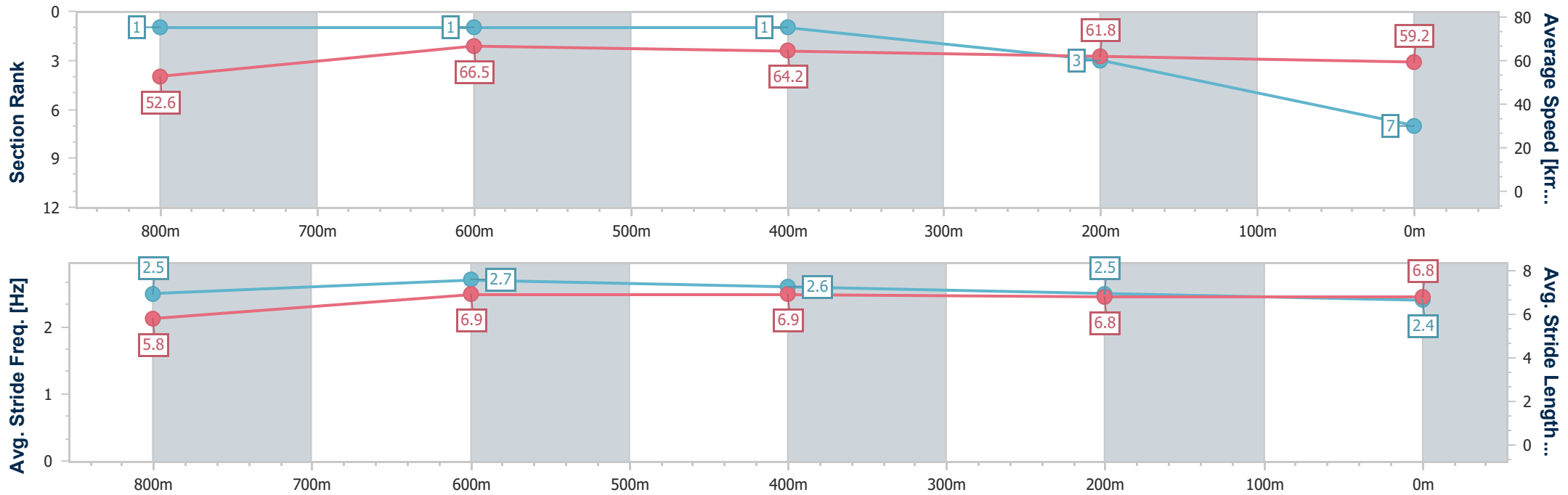
Toowoomba QLD Professional
Race 2: YCJAC - Darby McCarthy Cup Class 3 Handicap - 1000m



26 October 2024 - 18:23

Track Rating: Good 3, Weather: Fine, Rail Position: +1m Entire

Section	Overall	800m	600m	400m	200m
Section Times	0:59.48 [7] (0:13.63)	0:45.85 [1] (0:10.79)	0:35.06 [1] (0:11.28)	0:23.78 [1] (0:11.62)	0:12.16 [3] (0:12.16)
Average Speed [km/h]	52.6	66.5	64.2	61.8	59.2
Top Speed [km/h]	68.1	68.0	65.5	64.0	61.1
Avg. Dist. to Rail [m]	1.6	0.8	1.0	0.3	1.3
Avg. Stride Freq. [Hz]	2.5	2.7	2.6	2.5	2.4
Avg. Stride Length [m]	5.8	6.9	6.9	6.8	6.8



- [] Ranking at each section and finish
- .-.- No data available at this section
- NA No data available



Horse/Jockey Name	My One
Final Rank	8
Fastest Section Time (Section)	0:11.06 (600m)
Top Speed [km/h] (Section)	66.6 (800m)
Race State	Finished



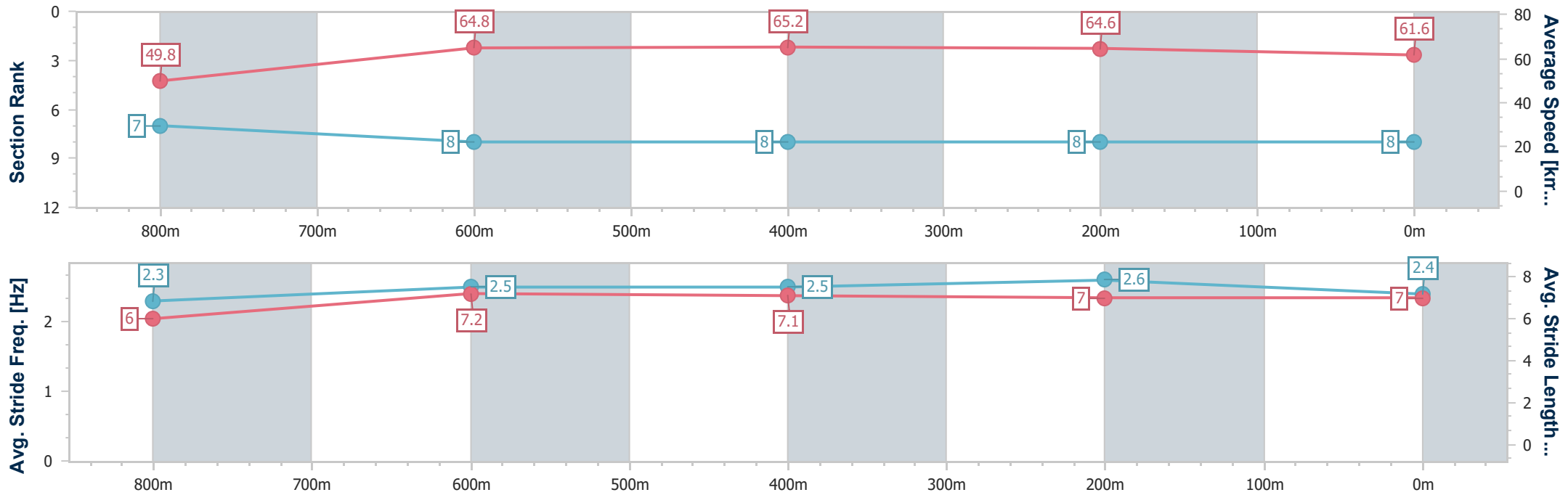
Toowoomba QLD Professional
Race 2: YCJAC - Darby McCarthy Cup Class 3 Handicap - 1000m



26 October 2024 - 18:23

Track Rating: Good 3, Weather: Fine, Rail Position: +1m Entire

Section	Overall	800m	600m	400m	200m
Section Times	0:59.65 [8] (0:14.58)	0:45.07 [7] (0:11.24)	0:33.83 [8] (0:11.06)	0:22.77 [8] (0:11.07)	0:11.70 [8] (0:11.70)
Average Speed [km/h]	49.8	64.8	65.2	64.6	61.6
Top Speed [km/h]	64.1	66.6	66.4	66.2	64.1
Avg. Dist. to Rail [m]	5.1	2.6	0.9	1.2	1.3
Avg. Stride Freq. [Hz]	2.3	2.5	2.5	2.6	2.4
Avg. Stride Length [m]	6.0	7.2	7.1	7.0	7.0



- [] Ranking at each section and finish
- .-.- No data available at this section
- NA No data available



Toowoomba QLD Professional

Race 3: Empire of Japan BM70 Handicap - 1300m

26 October 2024 - 18:53



Track Rating: Good 3, Weather: Fine, Rail Position: +1m Entire

Section	Field Times	Overall	1200m	1000m	800m	600m	400m	Last 600m				
		1:18.32 (0:08.00)	1:10.32 (0:10.94)	0:59.38 (0:11.55)	0:47.83 (0:11.58)	0:36.25 (0:12.02)	0:24.23 (0:12.09)	0:36.25				
Rank	TAB Horse/Jockey	Barrier	Top Speed [km/h]	Fastest Section					Distance Travelled [m]			
1	3 MICRO Georgina Cartwright	7	66.0 1200m	0:08.44 Overall	1:18.32 [1] (0:08.44)	1:09.88 [7] (0:11.19)	0:58.69 [8] (0:11.66)	0:47.03 [7] (0:11.59)	0:35.44 [6] (0:11.89)	0:23.55 [8] (0:11.72)	0:35.44	
2	5 SUKHBIR Amy Graham	1	66.8 1200m	0:08.12 Overall	1:18.34 [2] (0:08.12)	1:10.22 [3] (0:10.97)	0:59.25 [3] (0:11.56)	0:47.69 [3] (0:11.74)	0:35.95 [3] (0:11.97)	0:23.98 [3] (0:12.00)	0:35.95	-5
3	4 HILL BILLY FLYER Chelsea Baker	2	67.1 1200m	0:08.00 Overall	1:18.44 [3] (0:08.00)	1:10.44 [1] (0:10.94)	0:59.50 [1] (0:11.55)	0:47.95 [1] (0:11.58)	0:36.37 [1] (0:12.02)	0:24.35 [1] (0:12.09)	0:36.37	-7
4	9 EXPECTANT Karl Zechner	8	65.0 1200m	0:08.34 Overall	1:18.44 [4] (0:08.34)	1:10.10 [5] (0:11.27)	0:58.83 [7] (0:11.77)	0:47.06 [8] (0:11.71)	0:35.35 [8] (0:11.63)	0:23.72 [6] (0:11.92)	0:35.35	-3
5	6 UNCLE RUSS Luke Tarrant	3	65.7 1200m	0:08.46 Overall	1:18.57 [5] (0:08.46)	1:10.11 [8] (0:11.05)	0:59.06 [6] (0:11.53)	0:47.53 [6] (0:11.85)	0:35.68 [7] (0:11.84)	0:23.84 [7] (0:11.96)	0:35.68	-6
6	7 FUN SPONGE Dylan Bennett	6	68.5 1200m	0:08.08 Overall	1:19.05 [6] (0:08.08)	1:10.97 [2] (0:10.90)	1:00.07 [2] (0:11.53)	0:48.54 [2] (0:11.83)	0:36.71 [2] (0:12.01)	0:24.70 [2] (0:12.14)	0:36.71	+0
7	8 BEAN ROCKING Rob Thorburn	5	66.7 1200m	0:08.17 Overall	1:19.15 [7] (0:08.17)	1:10.98 [4] (0:11.03)	0:59.95 [4] (0:11.62)	0:48.33 [4] (0:11.75)	0:36.58 [4] (0:11.92)	0:24.66 [4] (0:12.09)	0:36.58	-2
8	2 BEEBEE DAZZLER Kenji Yoshida	4	66.6 1200m	0:08.35 Overall	1:21.23 [8] (0:08.35)	1:12.88 [6] (0:11.03)	1:01.85 [5] (0:11.55)	0:50.30 [5] (0:11.76)	0:38.54 [5] (0:12.02)	0:26.52 [5] (0:12.56)	0:38.54	+7

Scratched: Private Banker (#1)

[] Ranking at each section and finish
 -:-:- No data available at this section
 NA No data available

SCN Saddle cloth number
 DNF Did not finish
 DNT Did not track



Toowoomba QLD Professional
 Race 3: Empire of Japan BM70 Handicap - 1300m
 26 October 2024 - 18:53



Track Rating: Good 3, Weather: Fine, Rail Position: +1m Entire

Section				200m				Last 600m	
Field Times				0:12.14 (0:12.14)				0:36.25	
Rank	TAB	Horse/Jockey	Barrier	Top Speed [km/h]	Fastest Section	Margin			Distance Travelled [m]
1	3	MICRO Georgina Cartwright	7	66.0 1200m	0:08.44 Overall	0:11.83 [3] (0:11.83)	1:18.32		0:35.44
2	5	SUKHBIR Amy Graham	1	66.8 1200m	0:08.12 Overall	0:11.98 [2] (0:11.98)	0.1L		0:35.95 -5
3	4	HILL BILLY FLYER Chelsea Baker	2	67.1 1200m	0:08.00 Overall	0:12.26 [1] (0:12.26)	0.6L		0:36.37 -7
4	9	EXPECTANT Karl Zechner	8	65.0 1200m	0:08.34 Overall	0:11.80 [6] (0:11.80)	0.7L		0:35.35 -3
5	6	UNCLE RUSS Luke Tarrant	3	65.7 1200m	0:08.46 Overall	0:11.88 [7] (0:11.88)	1.5L		0:35.68 -6
6	7	FUN SPONGE Dylan Bennett	6	68.5 1200m	0:08.08 Overall	0:12.56 [4] (0:12.56)	4.3L		0:36.71 +0
7	8	BEAN ROCKING Rob Thorburn	5	66.7 1200m	0:08.17 Overall	0:12.57 [5] (0:12.57)	4.8L		0:36.58 -2
8	2	BEEBEE DAZZLER Kenji Yoshida	4	66.6 1200m	0:08.35 Overall	0:13.96 [8] (0:13.96)	17.1L		0:38.54 +7

Scratched: Private Banker (#1)

[] Ranking at each section and finish
 -:-:- No data available at this section
 NA No data available

SCN Saddle cloth number
 DNF Did not finish
 DNT Did not track



Horse/Jockey Name	Micro
Final Rank	1
Fastest Section Time (Section)	0:08.44 (Overall)
Top Speed [km/h] (Section)	66.0 (1200m)
Race State	Finished



Toowoomba QLD Professional

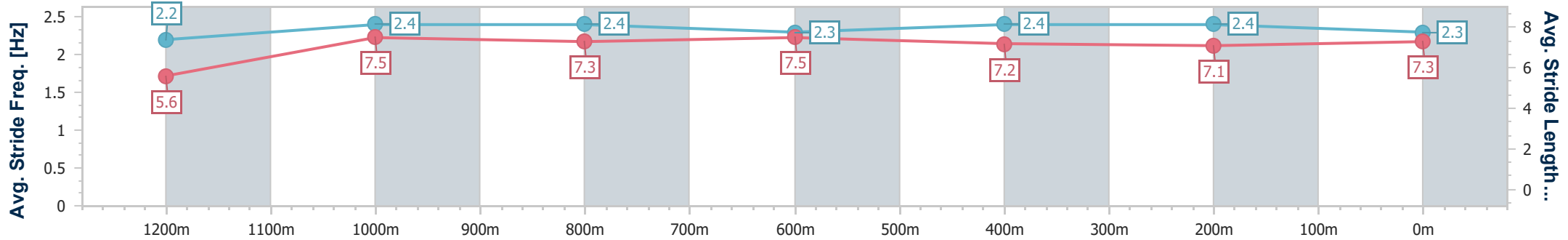
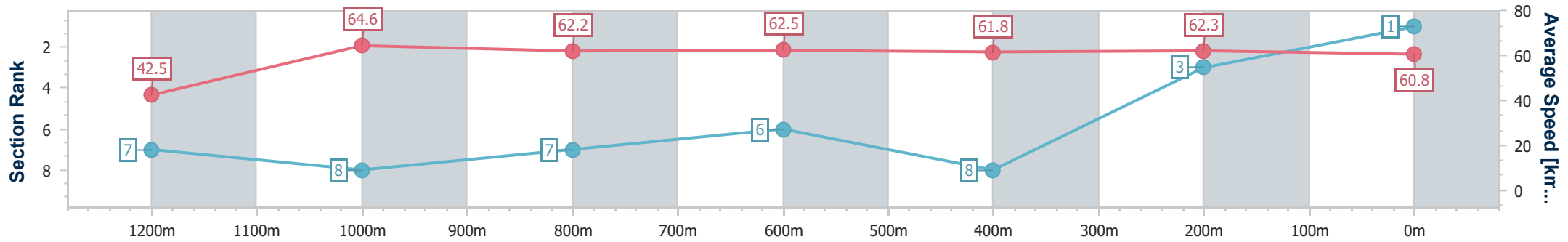
Race 3: Empire of Japan BM70 Handicap - 1300m

26 October 2024 - 18:53



Track Rating: Good 3, Weather: Fine, Rail Position: +1m Entire

Section	Overall	1200m	1000m	800m	600m	400m	200m
Section Times	1:18.32 [1] (0:08.44)	1:09.88 [7] (0:11.19)	0:58.69 [8] (0:11.66)	0:47.03 [7] (0:11.59)	0:35.44 [6] (0:11.89)	0:23.55 [8] (0:11.72)	0:11.83 [3] (0:11.83)
Average Speed [km/h]	42.5	64.6	62.2	62.5	61.8	62.3	60.8
Top Speed [km/h]	61.6	66.0	64.5	64.7	64.3	63.8	62.0
Avg. Dist. to Rail [m]	7.9	3.5	2.5	2.1	3.8	4.5	5.8
Avg. Stride Freq. [Hz]	2.2	2.4	2.4	2.3	2.4	2.4	2.3
Avg. Stride Length [m]	5.6	7.5	7.3	7.5	7.2	7.1	7.3



- [] Ranking at each section and finish
- .-.- No data available at this section
- NA No data available



Horse/Jockey Name	Sukhbir
Final Rank	2
Fastest Section Time (Section)	0:08.12 (Overall)
Top Speed [km/h] (Section)	66.8 (1200m)
Race State	Finished



Toowoomba QLD Professional

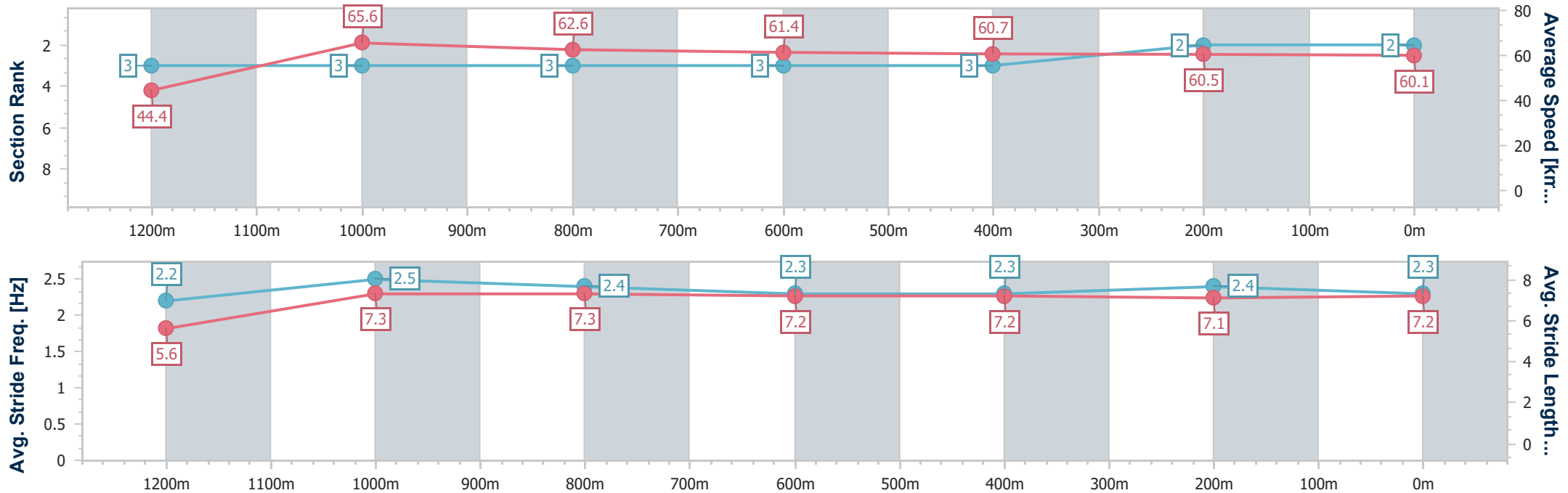
Race 3: Empire of Japan BM70 Handicap - 1300m

26 October 2024 - 18:53



Track Rating: Good 3, Weather: Fine, Rail Position: +1m Entire

Section	Overall	1200m	1000m	800m	600m	400m	200m
Section Times	1:18.34 [2] (0:08.12)	1:10.22 [3] (0:10.97)	0:59.25 [3] (0:11.56)	0:47.69 [3] (0:11.74)	0:35.95 [3] (0:11.97)	0:23.98 [3] (0:12.00)	0:11.98 [2] (0:11.98)
Average Speed [km/h]	44.4	65.6	62.6	61.4	60.7	60.5	60.1
Top Speed [km/h]	63.0	66.8	65.5	62.6	62.4	61.5	60.8
Avg. Dist. to Rail [m]	3.9	1.2	1.0	1.3	1.2	2.6	3.1
Avg. Stride Freq. [Hz]	2.2	2.5	2.4	2.3	2.3	2.4	2.3
Avg. Stride Length [m]	5.6	7.3	7.3	7.2	7.2	7.1	7.2



- [] Ranking at each section and finish
- .-.- No data available at this section
- NA No data available



Horse/Jockey Name	Hill Billy Flyer
Final Rank	3
Fastest Section Time (Section)	0:08.00 (Overall)
Top Speed [km/h] (Section)	67.1 (1200m)
Race State	Finished



Toowoomba QLD Professional

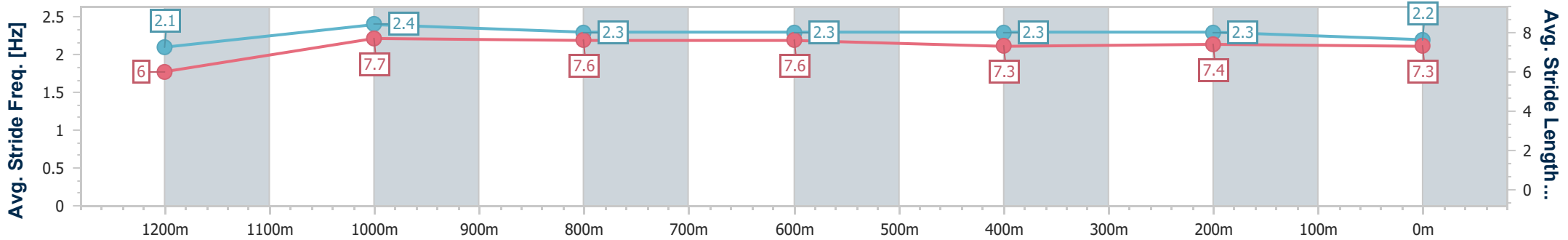
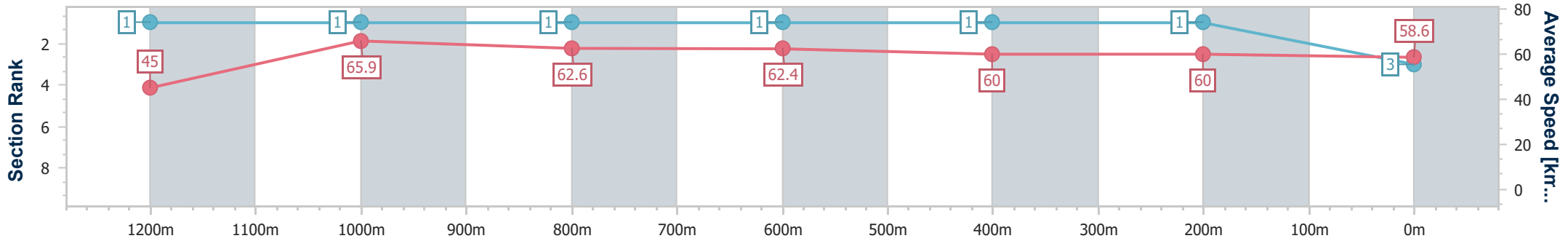
Race 3: Empire of Japan BM70 Handicap - 1300m

26 October 2024 - 18:53



Track Rating: Good 3, Weather: Fine, Rail Position: +1m Entire

Section	Overall	1200m	1000m	800m	600m	400m	200m
Section Times	1:18.44 [3] (0:08.00)	1:10.44 [1] (0:10.94)	0:59.50 [1] (0:11.55)	0:47.95 [1] (0:11.58)	0:36.37 [1] (0:12.02)	0:24.35 [1] (0:12.09)	0:12.26 [1] (0:12.26)
Average Speed [km/h]	45.0	65.9	62.6	62.4	60.0	60.0	58.6
Top Speed [km/h]	63.2	67.1	66.1	63.9	61.8	61.1	59.7
Avg. Dist. to Rail [m]	3.5	1.1	0.7	0.9	1.0	1.5	1.4
Avg. Stride Freq. [Hz]	2.1	2.4	2.3	2.3	2.3	2.3	2.2
Avg. Stride Length [m]	6.0	7.7	7.6	7.6	7.3	7.4	7.3



- [] Ranking at each section and finish
- .-.- No data available at this section
- NA No data available



Horse/Jockey Name	Expectant
Final Rank	4
Fastest Section Time (Section)	0:08.34 (Overall)
Top Speed [km/h] (Section)	65.0 (1200m)
Race State	Finished



Toowoomba QLD Professional

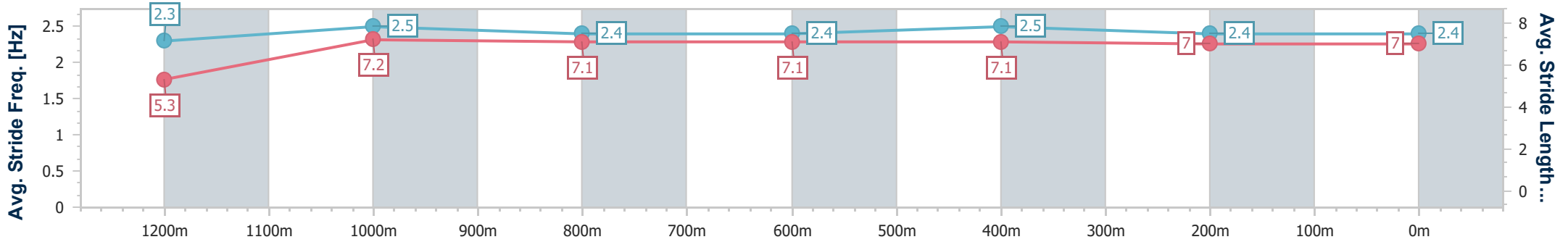
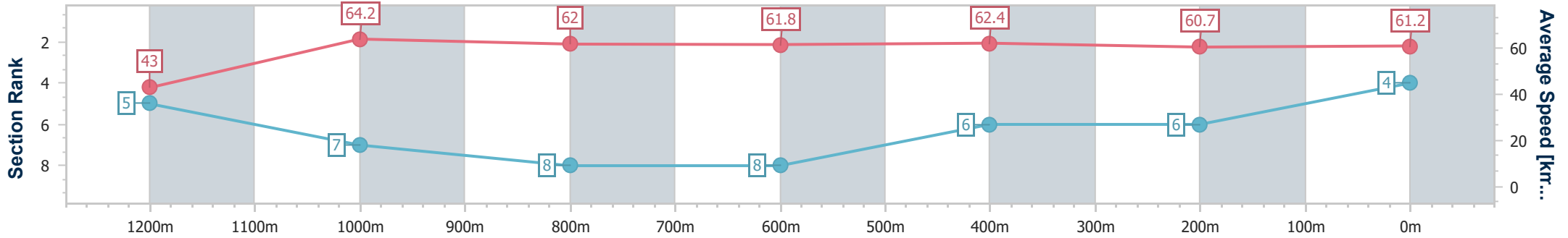
Race 3: Empire of Japan BM70 Handicap - 1300m

26 October 2024 - 18:53



Track Rating: Good 3, Weather: Fine, Rail Position: +1m Entire

Section	Overall	1200m	1000m	800m	600m	400m	200m
Section Times	1:18.44 [4] (0:08.34)	1:10.10 [5] (0:11.27)	0:58.83 [7] (0:11.77)	0:47.06 [8] (0:11.71)	0:35.35 [8] (0:11.63)	0:23.72 [6] (0:11.92)	0:11.80 [6] (0:11.80)
Average Speed [km/h]	43.0	64.2	62.0	61.8	62.4	60.7	61.2
Top Speed [km/h]	60.3	65.0	64.7	63.7	64.0	62.1	61.5
Avg. Dist. to Rail [m]	11.4	6.0	3.9	1.3	1.4	2.6	5.2
Avg. Stride Freq. [Hz]	2.3	2.5	2.4	2.4	2.5	2.4	2.4
Avg. Stride Length [m]	5.3	7.2	7.1	7.1	7.1	7.0	7.0



- [] Ranking at each section and finish
- .-.- No data available at this section
- NA No data available



Horse/Jockey Name	Uncle Russ
Final Rank	5
Fastest Section Time (Section)	0:08.46 (Overall)
Top Speed [km/h] (Section)	65.7 (1200m)
Race State	Finished



Toowoomba QLD Professional

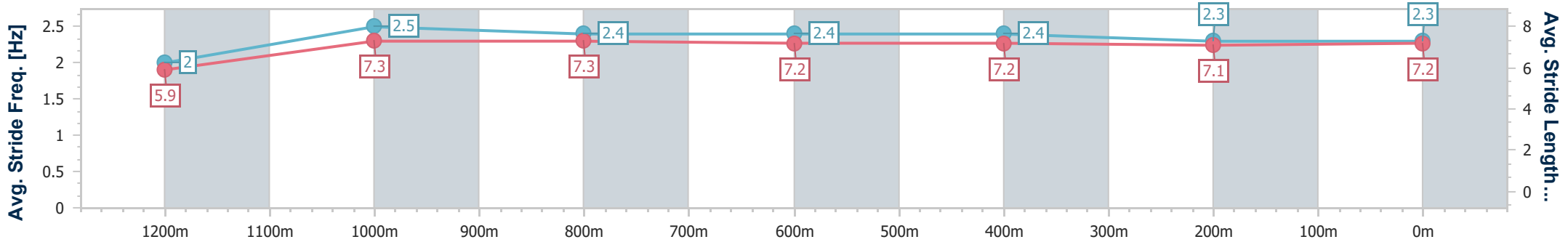
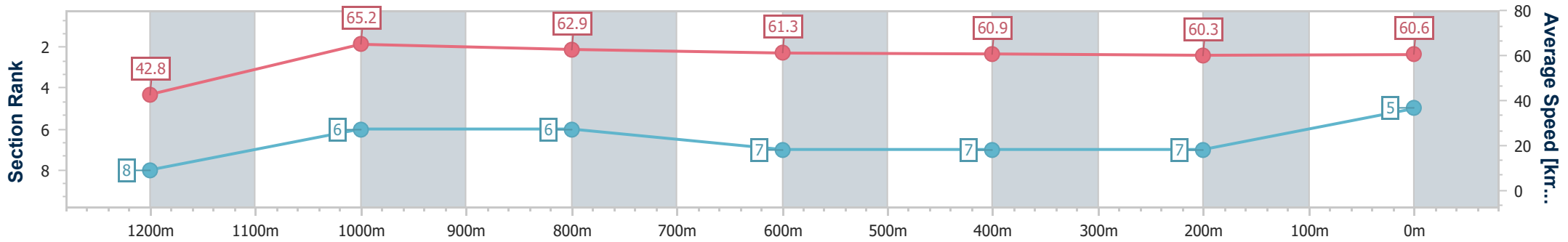
Race 3: Empire of Japan BM70 Handicap - 1300m

26 October 2024 - 18:53



Track Rating: Good 3, Weather: Fine, Rail Position: +1m Entire

Section	Overall	1200m	1000m	800m	600m	400m	200m
Section Times	1:18.57 [5] (0:08.46)	1:10.11 [8] (0:11.05)	0:59.06 [6] (0:11.53)	0:47.53 [6] (0:11.85)	0:35.68 [7] (0:11.84)	0:23.84 [7] (0:11.96)	0:11.88 [7] (0:11.88)
Average Speed [km/h]	42.8	65.2	62.9	61.3	60.9	60.3	60.6
Top Speed [km/h]	65.0	65.7	65.0	63.2	62.6	62.3	62.1
Avg. Dist. to Rail [m]	5.9	2.3	2.3	1.8	0.6	0.9	0.6
Avg. Stride Freq. [Hz]	2.0	2.5	2.4	2.4	2.4	2.3	2.3
Avg. Stride Length [m]	5.9	7.3	7.3	7.2	7.2	7.1	7.2



- [] Ranking at each section and finish
- .-.- No data available at this section
- NA No data available



Horse/Jockey Name	Fun Sponge
Final Rank	6
Fastest Section Time (Section)	0:08.08 (Overall)
Top Speed [km/h] (Section)	68.5 (1200m)
Race State	Finished



Toowoomba QLD Professional

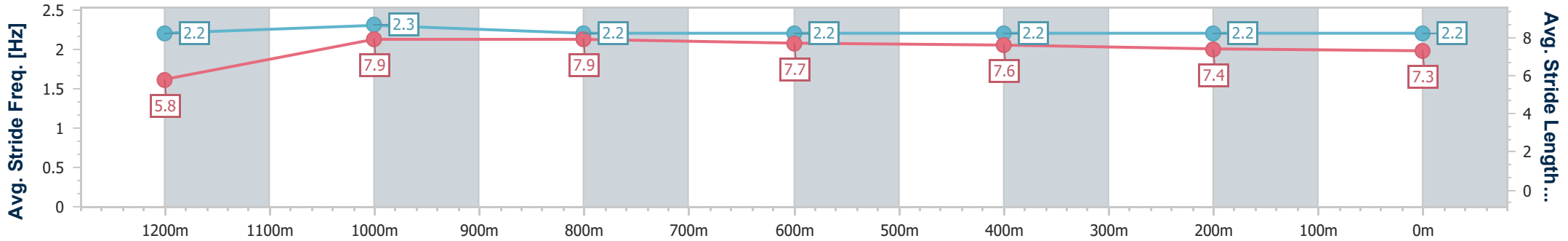
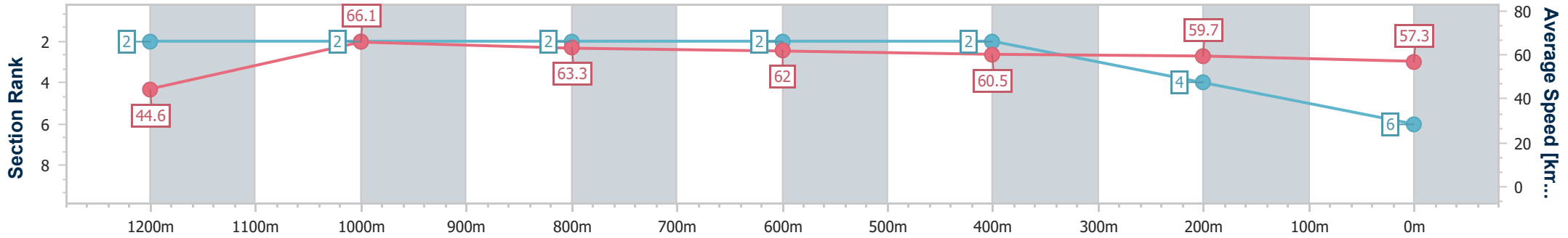
Race 3: Empire of Japan BM70 Handicap - 1300m

26 October 2024 - 18:53



Track Rating: Good 3, Weather: Fine, Rail Position: +1m Entire

Section	Overall	1200m	1000m	800m	600m	400m	200m
Section Times	1:19.05 [6] (0:08.08)	1:10.97 [2] (0:10.90)	1:00.07 [2] (0:11.53)	0:48.54 [2] (0:11.83)	0:36.71 [2] (0:12.01)	0:24.70 [2] (0:12.14)	0:12.56 [4]
Average Speed [km/h]	44.6	66.1	63.3	62.0	60.5	59.7	57.3
Top Speed [km/h]	63.0	68.5	65.5	63.1	61.7	61.8	58.6
Avg. Dist. to Rail [m]	8.3	5.2	3.7	4.1	2.5	2.3	3.2
Avg. Stride Freq. [Hz]	2.2	2.3	2.2	2.2	2.2	2.2	2.2
Avg. Stride Length [m]	5.8	7.9	7.9	7.7	7.6	7.4	7.3



- [] Ranking at each section and finish
- .-.- No data available at this section
- NA No data available



Horse/Jockey Name	Bean Rocking
Final Rank	7
Fastest Section Time (Section)	0:08.17 (Overall)
Top Speed [km/h] (Section)	66.7 (1200m)
Race State	Finished



Toowoomba QLD Professional

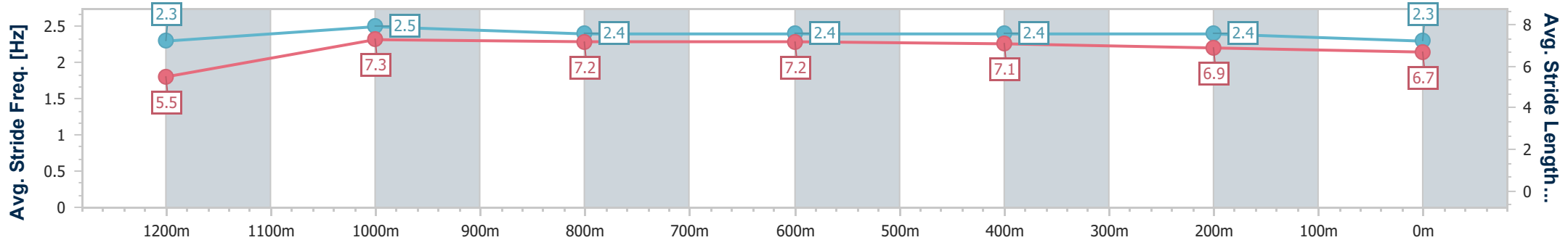
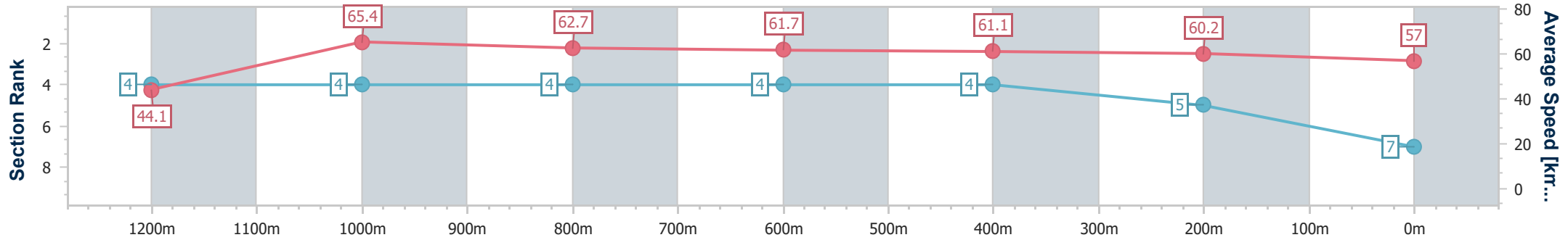
Race 3: Empire of Japan BM70 Handicap - 1300m

26 October 2024 - 18:53



Track Rating: Good 3, Weather: Fine, Rail Position: +1m Entire

Section	Overall	1200m	1000m	800m	600m	400m	200m
Section Times	1:19.15 [7] (0:08.17)	1:10.98 [4] (0:11.03)	0:59.95 [4] (0:11.62)	0:48.33 [4] (0:11.75)	0:36.58 [4] (0:11.92)	0:24.66 [4] (0:12.09)	0:12.57 [5]
Average Speed [km/h]	44.1	65.4	62.7	61.7	61.1	60.2	57.0
Top Speed [km/h]	63.2	66.7	65.6	62.4	62.3	61.7	58.2
Avg. Dist. to Rail [m]	7.5	4.8	3.2	2.6	2.0	3.6	6.3
Avg. Stride Freq. [Hz]	2.3	2.5	2.4	2.4	2.4	2.4	2.3
Avg. Stride Length [m]	5.5	7.3	7.2	7.2	7.1	6.9	6.7



- [] Ranking at each section and finish
- .-.- No data available at this section
- NA No data available



Horse/Jockey Name	Beebee Dazzler
Final Rank	8
Fastest Section Time (Section)	0:08.35 (Overall)
Top Speed [km/h] (Section)	66.6 (1200m)
Race State	Finished



Toowoomba QLD Professional

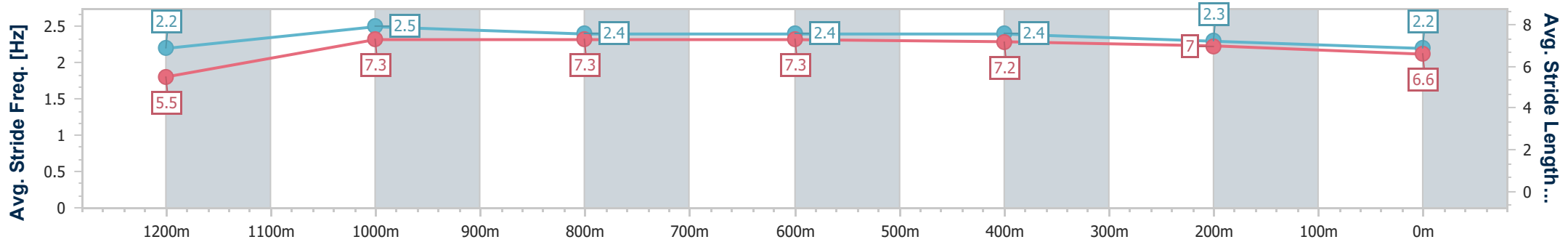
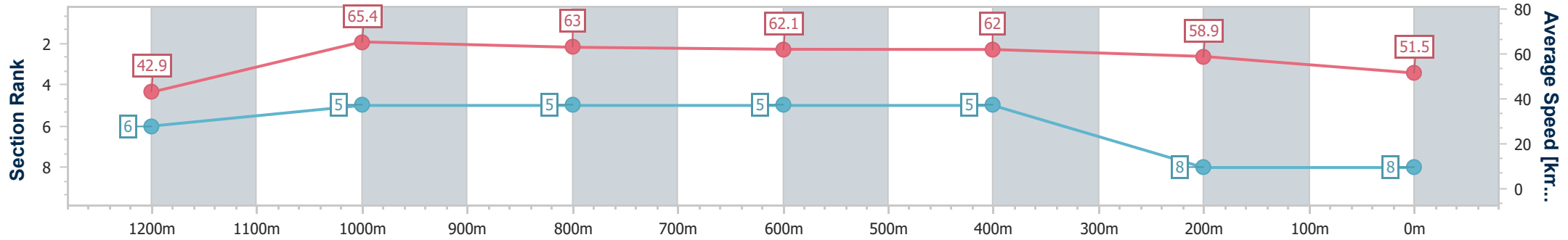
Race 3: Empire of Japan BM70 Handicap - 1300m

26 October 2024 - 18:53



Track Rating: Good 3, Weather: Fine, Rail Position: +1m Entire

Section	Overall	1200m	1000m	800m	600m	400m	200m
Section Times	1:21.23 [8] (0:08.35)	1:12.88 [6] (0:11.03)	1:01.85 [5] (0:11.55)	0:50.30 [5] (0:11.76)	0:38.54 [5] (0:12.02)	0:26.52 [5] (0:12.56)	0:13.96 [8] (0:13.96)
Average Speed [km/h]	42.9	65.4	63.0	62.1	62.0	58.9	51.5
Top Speed [km/h]	62.2	66.6	64.6	63.3	63.7	61.3	57.3
Avg. Dist. to Rail [m]	3.8	0.7	2.7	4.3	6.1	7.8	7.1
Avg. Stride Freq. [Hz]	2.2	2.5	2.4	2.4	2.4	2.3	2.2
Avg. Stride Length [m]	5.5	7.3	7.3	7.3	7.2	7.0	6.6



- [] Ranking at each section and finish
- .-.- No data available at this section
- NA No data available



Toowoomba QLD Professional

Race 4: SWIN Members, Staff & Board BM60 Handicap - 1625m

26 October 2024 - 19:28



Track Rating: Good 3, Weather: Fine, Rail Position: +1m Entire

Section		Overall	1400m	1200m	1000m	800m	600m	400m	Last 600m				
Field Times		1:39.12 (0:15.14)	1:23.98 (0:11.33)	1:12.65 (0:11.82)	1:00.83 (0:12.38)	0:48.45 (0:12.15)	0:36.30 (0:12.15)	0:24.15 (0:12.13)	0:36.30				
Rank	TAB Horse/Jockey	Barrier	Top Speed [km/h]	Fastest Section									Distance Travelled [m]
1	2 CAPITAN DE SEDA Dylan Bennett	6	63.7	0:11.53	1:39.12 [1] (0:16.31)	1:22.81 [8] (0:11.53)	1:11.28 [8] (0:11.60)	0:59.68 [8] (0:12.14)	0:47.54 [8] (0:12.10)	0:35.44 [8] (0:11.95)	0:23.49 [7] (0:11.78)	0:35.44	
2	1 SKATER Jasper Franklin	2	68.6	0:11.09	1:39.34 [2] (0:15.62)	1:23.72 [6] (0:11.09)	1:12.63 [4] (0:11.79)	1:00.84 [4] (0:12.30)	0:48.54 [3] (0:12.17)	0:36.37 [2] (0:12.00)	0:24.37 [1] (0:12.13)	0:36.37	-5
3	5 ONOMATOPOEIA Wanderson D'Avila	5	66.7	0:11.39	1:39.53 [3] (0:15.30)	1:24.23 [3] (0:11.39)	1:12.84 [3] (0:11.85)	1:00.99 [5] (0:12.39)	0:48.60 [5] (0:12.18)	0:36.42 [5] (0:12.00)	0:24.42 [2] (0:12.17)	0:36.42	+1
4	8 DUMA Shania Willis	1	67.0	0:11.32	1:39.72 [4] (0:15.46)	1:24.26 [4] (0:11.32)	1:12.94 [5] (0:11.69)	1:01.25 [3] (0:12.36)	0:48.89 [4] (0:12.17)	0:36.72 [3] (0:12.43)	0:24.29 [5] (0:12.05)	0:36.72	-8
5	6 CONTRICK Georgina Cartwright	3	66.3	0:11.54	1:39.76 [5] (0:15.49)	1:24.27 [5] (0:11.54)	1:12.73 [6] (0:11.91)	1:00.82 [6] (0:12.34)	0:48.48 [7] (0:12.14)	0:36.34 [6] (0:12.00)	0:24.34 [4] (0:12.04)	0:36.34	+1
6	4 BILPA MOREA Olivia Kendal	9	62.8	0:11.73	1:40.35 [6] (0:16.99)	1:23.36 [9] (0:11.87)	1:11.49 [9] (0:11.73)	0:59.76 [9] (0:11.93)	0:47.83 [9] (0:11.87)	0:35.96 [9] (0:11.77)	0:24.19 [9] (0:11.95)	0:35.96	-3
7	9 SUPER FAIR Kenji Yoshida	8	68.4	0:11.30	1:40.90 [7] (0:15.17)	1:25.73 [2] (0:11.30)	1:14.43 [1] (0:11.82)	1:02.61 [1] (0:12.46)	0:50.15 [2] (0:12.31)	0:37.84 [4] (0:12.52)	0:25.32 [6] (0:12.66)	0:37.84	-1
8	11 TERMITE Amy Graham	4	66.5	0:11.37	1:40.97 [8] (0:15.94)	1:25.03 [7] (0:11.37)	1:13.66 [7] (0:11.75)	1:01.91 [7] (0:12.18)	0:49.73 [6] (0:12.27)	0:37.46 [7] (0:12.19)	0:25.27 [8] (0:12.73)	0:37.46	-6
9	7 CRIMSON WARNING Karl Zechner	7	65.0	0:11.52	1:44.04 [9] (0:15.14)	1:28.90 [1] (0:11.52)	1:17.38 [2] (0:11.66)	1:05.72 [2] (0:12.35)	0:53.37 [1] (0:12.15)	0:41.22 [1] (0:12.56)	0:28.66 [3] (0:13.37)	0:41.22	-5

Scratched: Must Be The Money (#10), Sethlans (#3)

[] Ranking at each section and finish
 -:-:- No data available at this section
 NA No data available

SCN Saddle cloth number
 DNF Did not finish
 DNT Did not track



Toowoomba QLD Professional

Race 4: SWIN Members, Staff & Board BM60 Handicap - 1625m

26 October 2024 - 19:28



Track Rating: Good 3, Weather: Fine, Rail Position: +1m Entire

Section							200m			Last 600m
Field Times							0:12.02 (0:12.02)			0:36.30
Rank	TAB	Horse/Jockey	Barrier	Top Speed [km/h]	Fastest Section	Margin			Distance Travelled [m]	
1	2	CAPITAN DE SEDA Dylan Bennett	6	63.7 Overall	0:11.53 1400m	0:11.71 [3] (0:11.71)	1:39.12		0:35.44	
2	1	SKATER Jasper Franklin	2	68.6 Overall	0:11.09 1400m	0:12.24 [1] (0:12.24)	1.3L		0:36.37 -5	
3	5	ONOMATOPOEIA Wanderson D'Avila	5	66.7 Overall	0:11.39 1400m	0:12.25 [2] (0:12.25)	2.3L		0:36.42 +1	
4	8	DUMA Shania Willis	1	67.0 Overall	0:11.32 1400m	0:12.24 [5] (0:12.24)	3.3L		0:36.72 -8	
5	6	CONTRICK Georgina Cartwright	3	66.3 Overall	0:11.54 1400m	0:12.30 [4] (0:12.30)	3.5L		0:36.34 +1	
6	4	BILPA MOREA Olivia Kendal	9	62.8 400m	0:11.73 1200m	0:12.24 [6] (0:12.24)	6.8L		0:35.96 -3	
7	9	SUPER FAIR Kenji Yoshida	8	68.4 Overall	0:11.30 1400m	0:12.66 [7] (0:12.66)	9.8L		0:37.84 -1	
8	11	TERMITE Amy Graham	4	66.5 1400m	0:11.37 1400m	0:12.54 [8] (0:12.54)	10.1L		0:37.46 -6	
9	7	CRIMSON WARNING Karl Zechner	7	65.0 Overall	0:11.52 1400m	0:15.29 [9] (0:15.29)	28.1L		0:41.22 -5	

Scratched: Must Be The Money (#10), Sethlans (#3)

[] Ranking at each section and finish
 -:-:- No data available at this section
 NA No data available

SCN Saddle cloth number
 DNF Did not finish
 DNT Did not track



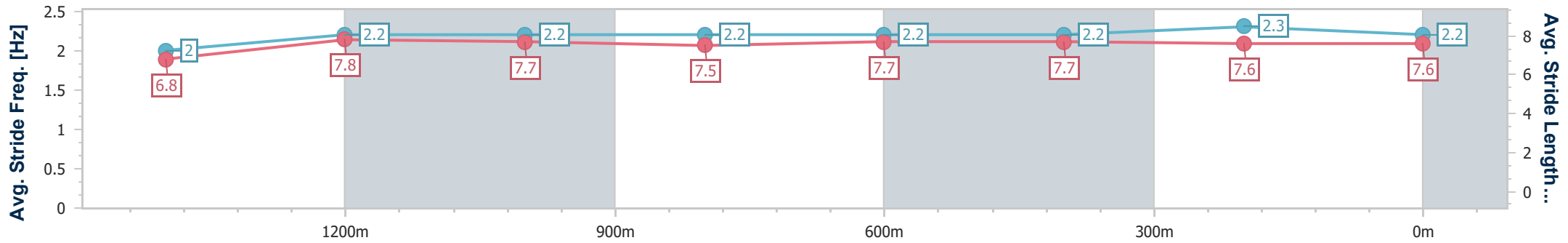
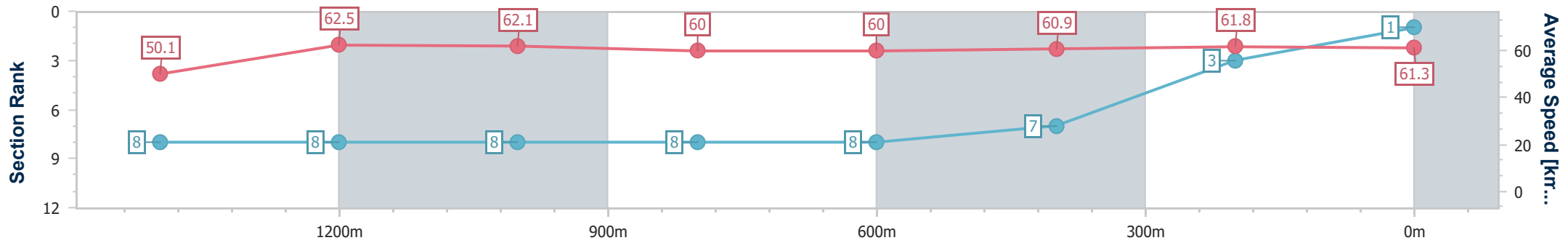
Horse/Jockey Name	Capitan De Seda
Final Rank	1
Fastest Section Time (Section)	0:11.53 (1400m)
Top Speed [km/h] (Section)	63.7 (Overall)
Race State	Finished



Toowoomba QLD Professional
 Race 4: SWIN Members, Staff & Board BM60 Handicap - 1625m
 26 October 2024 - 19:28
 Track Rating: Good 3, Weather: Fine, Rail Position: +1m Entire



Section	Overall	1400m	1200m	1000m	800m	600m	400m	200m
Section Times	1:39.12 [1] (0:16.31)	1:22.81 [8] (0:11.53)	1:11.28 [8] (0:11.60)	0:59.68 [8] (0:12.14)	0:47.54 [8] (0:12.10)	0:35.44 [8] (0:11.95)	0:23.49 [7] (0:11.78)	0:11.71 [3] (0:11.71)
Average Speed [km/h]	50.1	62.5	62.1	60.0	60.0	60.9	61.8	61.3
Top Speed [km/h]	63.7	63.6	63.0	61.0	61.5	61.7	63.1	62.9
Avg. Dist. to Rail [m]	5.3	0.8	1.8	2.6	2.6	2.0	3.2	3.2
Avg. Stride Freq. [Hz]	2.0	2.2	2.2	2.2	2.2	2.2	2.3	2.2
Avg. Stride Length [m]	6.8	7.8	7.7	7.5	7.7	7.7	7.6	7.6



- [] Ranking at each section and finish
- .-.- No data available at this section
- NA No data available



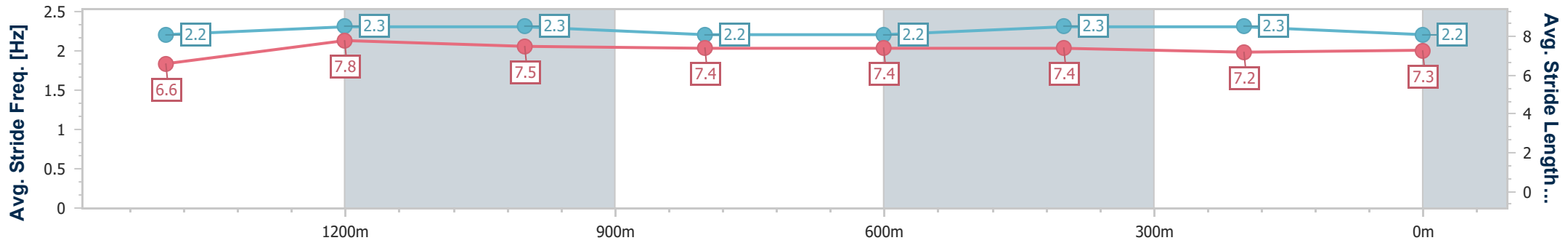
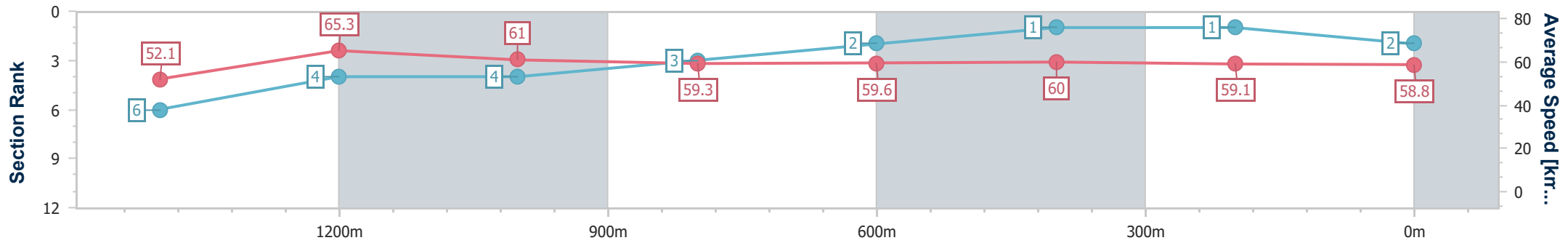
Horse/Jockey Name	Skater
Final Rank	2
Fastest Section Time (Section)	0:11.09 (1400m)
Top Speed [km/h] (Section)	68.6 (Overall)
Race State	Finished



Toowoomba QLD Professional
Race 4: SWIN Members, Staff & Board BM60 Handicap - 1625m
 26 October 2024 - 19:28
 Track Rating: Good 3, Weather: Fine, Rail Position: +1m Entire



Section	Overall	1400m	1200m	1000m	800m	600m	400m	200m
Section Times	1:39.34 [2] (0:15.62)	1:23.72 [6] (0:11.09)	1:12.63 [4] (0:11.79)	1:00.84 [4] (0:12.30)	0:48.54 [3] (0:12.17)	0:36.37 [2] (0:12.00)	0:24.37 [1] (0:12.13)	0:12.24 [1] (0:12.24)
Average Speed [km/h]	52.1	65.3	61.0	59.3	59.6	60.0	59.1	58.8
Top Speed [km/h]	68.6	68.5	63.3	59.9	61.8	61.9	59.8	59.7
Avg. Dist. to Rail [m]	4.1	1.1	1.8	2.7	2.5	0.9	1.7	1.6
Avg. Stride Freq. [Hz]	2.2	2.3	2.3	2.2	2.2	2.3	2.3	2.2
Avg. Stride Length [m]	6.6	7.8	7.5	7.4	7.4	7.4	7.2	7.3



- [] Ranking at each section and finish
- .-.- No data available at this section
- NA No data available



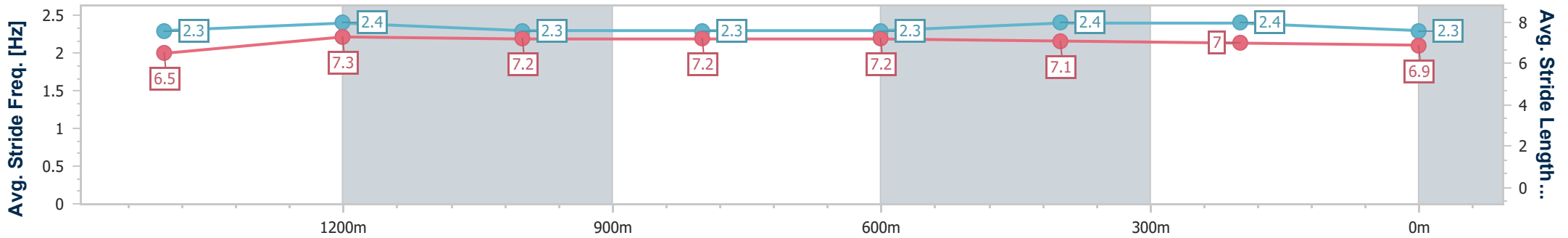
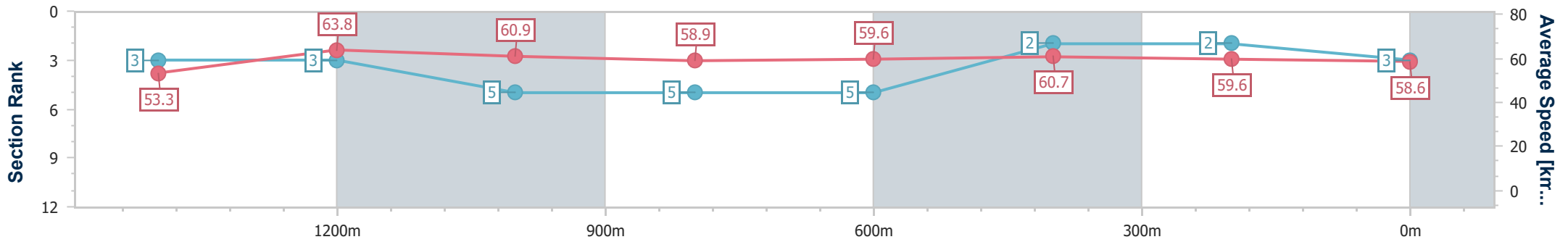
Horse/Jockey Name	Onomatopoeia
Final Rank	3
Fastest Section Time (Section)	0:11.39 (1400m)
Top Speed [km/h] (Section)	66.7 (Overall)
Race State	Finished



Toowoomba QLD Professional
 Race 4: SWIN Members, Staff & Board BM60 Handicap - 1625m
 26 October 2024 - 19:28
 Track Rating: Good 3, Weather: Fine, Rail Position: +1m Entire



Section	Overall	1400m	1200m	1000m	800m	600m	400m	200m
Section Times	1:39.53 [3] (0:15.30)	1:24.23 [3] (0:11.39)	1:12.84 [3] (0:11.85)	1:00.99 [5] (0:12.39)	0:48.60 [5] (0:12.18)	0:36.42 [5] (0:12.00)	0:24.42 [2] (0:12.17)	0:12.25 [2] (0:12.25)
Average Speed [km/h]	53.3	63.8	60.9	58.9	59.6	60.7	59.6	58.6
Top Speed [km/h]	66.7	66.6	63.3	60.0	61.8	62.3	61.0	59.9
Avg. Dist. to Rail [m]	4.5	2.0	3.7	2.9	2.2	2.7	2.6	2.3
Avg. Stride Freq. [Hz]	2.3	2.4	2.3	2.3	2.3	2.4	2.4	2.3
Avg. Stride Length [m]	6.5	7.3	7.2	7.2	7.2	7.1	7.0	6.9



- [] Ranking at each section and finish
- .-.- No data available at this section
- NA No data available



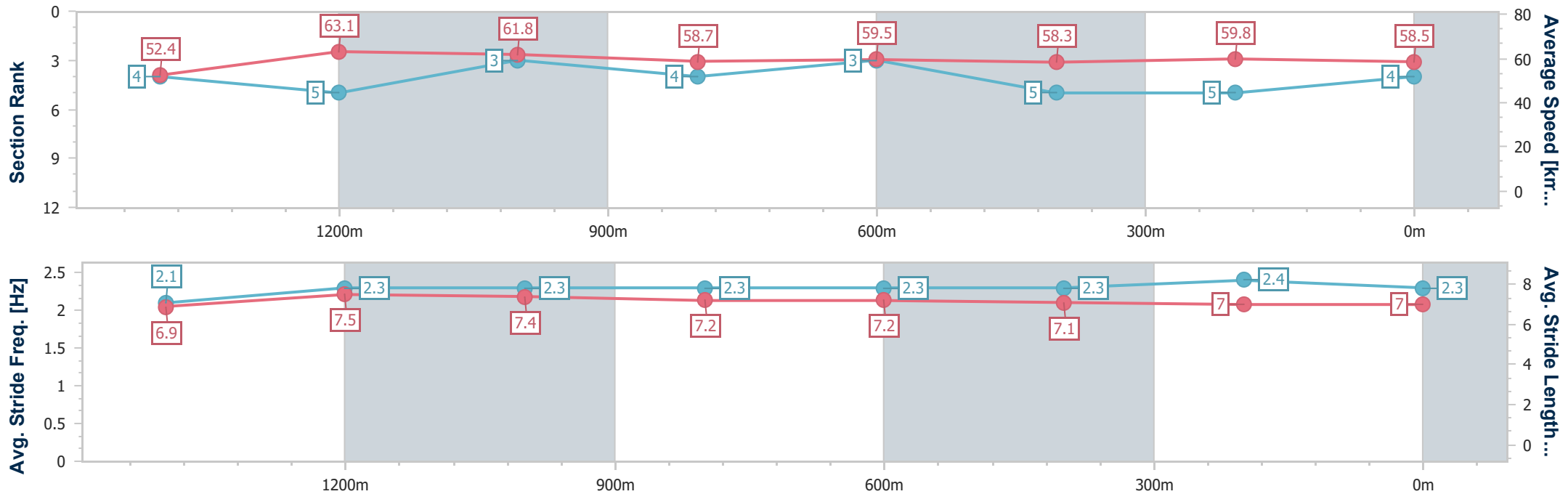
Horse/Jockey Name	Duma
Final Rank	4
Fastest Section Time (Section)	0:11.32 (1400m)
Top Speed [km/h] (Section)	67.0 (Overall)
Race State	Finished



Toowoomba QLD Professional
Race 4: SWIN Members, Staff & Board BM60 Handicap - 1625m
 26 October 2024 - 19:28
 Track Rating: Good 3, Weather: Fine, Rail Position: +1m Entire



Section	Overall	1400m	1200m	1000m	800m	600m	400m	200m
Section Times	1:39.72 [4] (0:15.46)	1:24.26 [4] (0:11.32)	1:12.94 [5] (0:11.69)	1:01.25 [3] (0:12.36)	0:48.89 [4] (0:12.17)	0:36.72 [3] (0:12.43)	0:24.29 [5] (0:12.05)	0:12.24 [5] (0:12.24)
Average Speed [km/h]	52.4	63.1	61.8	58.7	59.5	58.3	59.8	58.5
Top Speed [km/h]	67.0	66.7	64.0	60.0	61.6	61.2	60.8	60.4
Avg. Dist. to Rail [m]	3.0	1.5	1.9	2.3	2.0	0.7	0.6	3.3
Avg. Stride Freq. [Hz]	2.1	2.3	2.3	2.3	2.3	2.3	2.4	2.3
Avg. Stride Length [m]	6.9	7.5	7.4	7.2	7.2	7.1	7.0	7.0



- [] Ranking at each section and finish
- .-.- No data available at this section
- NA No data available



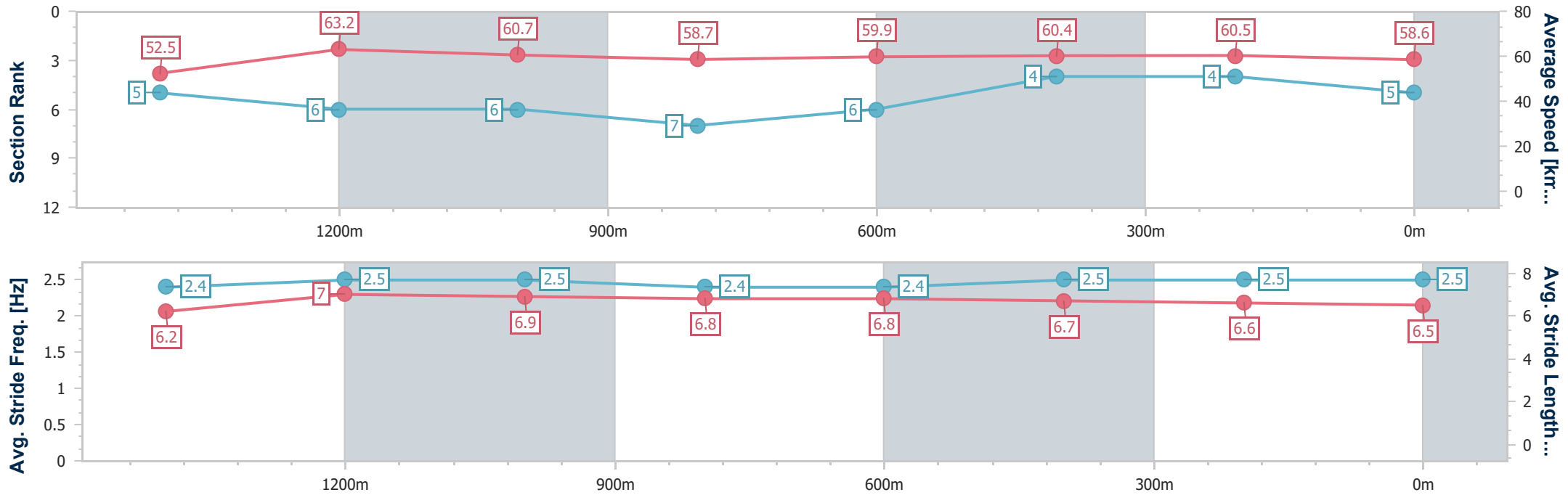
Horse/Jockey Name	Contrick
Final Rank	5
Fastest Section Time (Section)	0:11.54 (1400m)
Top Speed [km/h] (Section)	66.3 (Overall)
Race State	Finished



Toowoomba QLD Professional
Race 4: SWIN Members, Staff & Board BM60 Handicap - 1625m
 26 October 2024 - 19:28
 Track Rating: Good 3, Weather: Fine, Rail Position: +1m Entire



Section	Overall	1400m	1200m	1000m	800m	600m	400m	200m
Section Times	1:39.76 [5] (0:15.49)	1:24.27 [5] (0:11.54)	1:12.73 [6] (0:11.91)	1:00.82 [6] (0:12.34)	0:48.48 [7] (0:12.14)	0:36.34 [6] (0:12.00)	0:24.34 [4] (0:12.04)	0:12.30 [4] (0:12.30)
Average Speed [km/h]	52.5	63.2	60.7	58.7	59.9	60.4	60.5	58.6
Top Speed [km/h]	66.3	66.2	63.0	59.9	61.6	61.6	61.8	60.6
Avg. Dist. to Rail [m]	3.5	2.2	2.8	3.0	1.9	1.2	2.7	1.9
Avg. Stride Freq. [Hz]	2.4	2.5	2.5	2.4	2.4	2.5	2.5	2.5
Avg. Stride Length [m]	6.2	7.0	6.9	6.8	6.8	6.7	6.6	6.5



- [] Ranking at each section and finish
- .-.- No data available at this section
- NA No data available



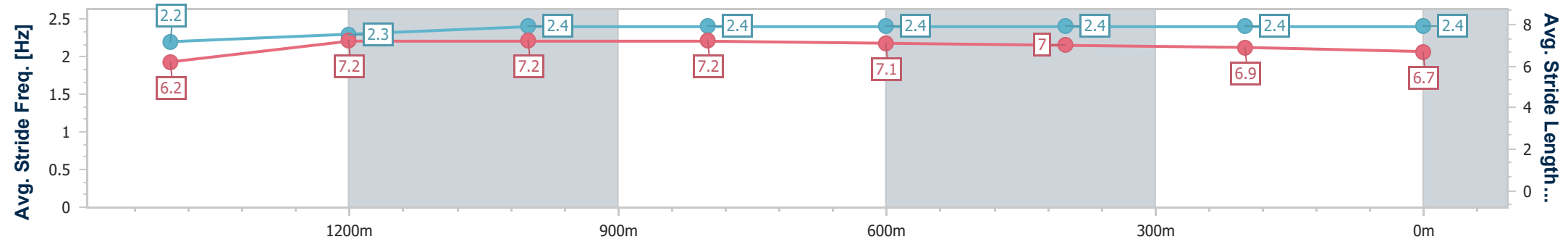
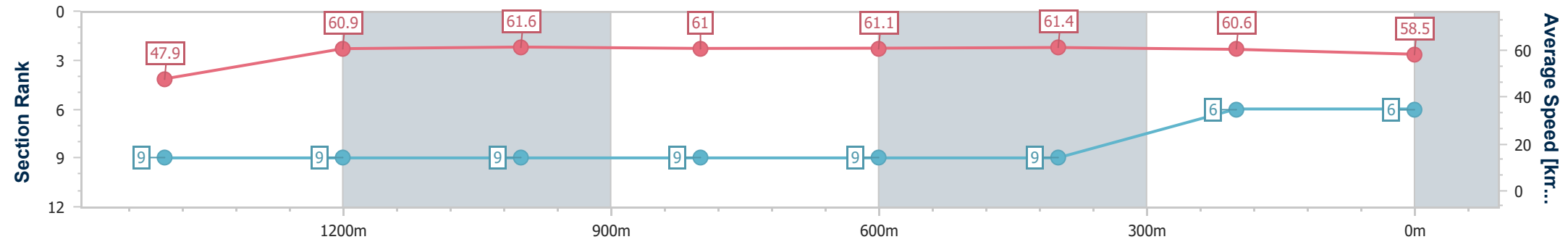
Horse/Jockey Name	Bilpa Morea
Final Rank	6
Fastest Section Time (Section)	0:11.73 (1200m)
Top Speed [km/h] (Section)	62.8 (400m)
Race State	Finished



Toowoomba QLD Professional
Race 4: SWIN Members, Staff & Board BM60 Handicap - 1625m
 26 October 2024 - 19:28
 Track Rating: Good 3, Weather: Fine, Rail Position: +1m Entire



Section	Overall	1400m	1200m	1000m	800m	600m	400m	200m					
Section Times	1:40.35 [6] (0:16.99)	1:23.36 [9] (0:11.87)	1:11.49 [9] (0:11.73)	0:59.76 [9] (0:11.93)	0:47.83 [9] (0:11.87)	0:35.96 [9] (0:11.77)	0:24.19 [9] (0:11.95)	0:12.24 [6] (0:12.24)					
Average Speed [km/h]	47.9	60.9	61.6	61.0	61.1	61.4	60.6	58.5					
Top Speed [km/h]	60.3	62.1	62.3	62.2	62.5	62.5	62.8	60.3					
Avg. Dist. to Rail [m]	5.5	0.8	2.5	3.0	1.9	0.6	2.1	1.0					
Avg. Stride Freq. [Hz]	2.2	2.3	2.4	2.4	2.4	2.4	2.4	2.4					
Avg. Stride Length [m]	6.2	7.2	7.2	7.2	7.1	7.0	6.9	6.7					



- [] Ranking at each section and finish
- .-.-.- No data available at this section
- NA No data available



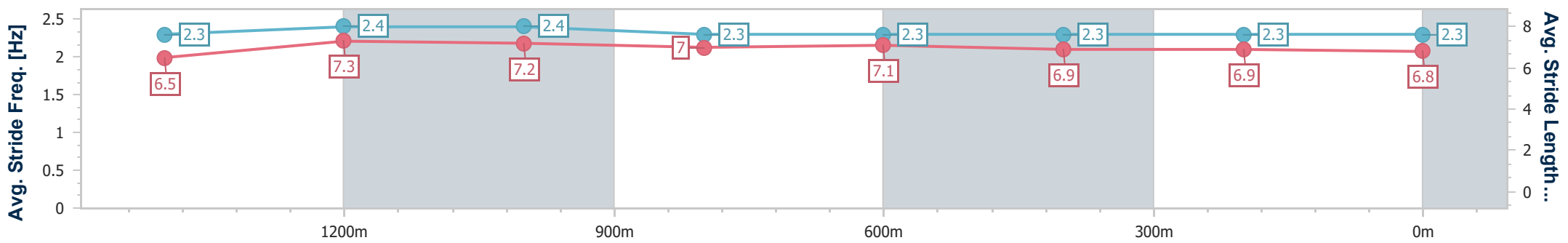
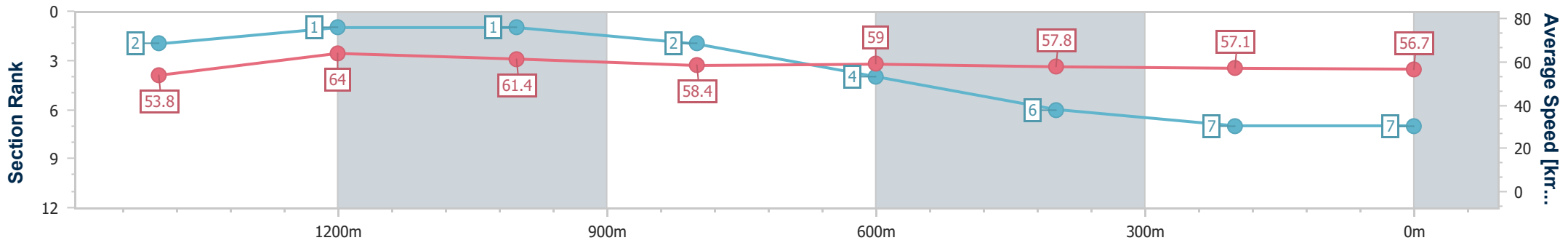
Horse/Jockey Name	Super Fair
Final Rank	7
Fastest Section Time (Section)	0:11.30 (1400m)
Top Speed [km/h] (Section)	68.4 (Overall)
Race State	Finished



Toowoomba QLD Professional
 Race 4: SWIN Members, Staff & Board BM60 Handicap - 1625m
 26 October 2024 - 19:28
 Track Rating: Good 3, Weather: Fine, Rail Position: +1m Entire



Section	Overall	1400m	1200m	1000m	800m	600m	400m	200m
Section Times	1:40.90 [7] (0:15.17)	1:25.73 [2] (0:11.30)	1:14.43 [1] (0:11.82)	1:02.61 [1] (0:12.46)	0:50.15 [2] (0:12.31)	0:37.84 [4] (0:12.52)	0:25.32 [6] (0:12.66)	0:12.66 [7] (0:12.66)
Average Speed [km/h]	53.8	64.0	61.4	58.4	59.0	57.8	57.1	56.7
Top Speed [km/h]	68.4	68.4	63.0	59.6	60.0	60.2	58.1	57.3
Avg. Dist. to Rail [m]	4.8	1.6	3.2	3.3	2.5	1.2	1.6	0.4
Avg. Stride Freq. [Hz]	2.3	2.4	2.4	2.3	2.3	2.3	2.3	2.3
Avg. Stride Length [m]	6.5	7.3	7.2	7.0	7.1	6.9	6.9	6.8



- [] Ranking at each section and finish
- .-.- No data available at this section
- NA No data available



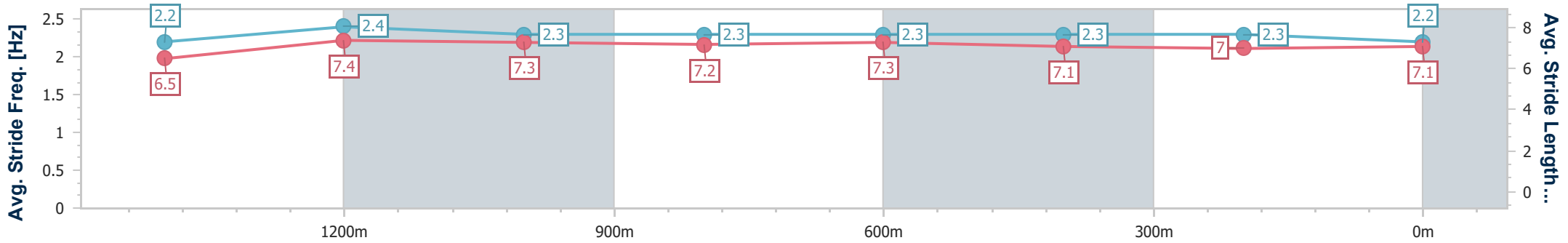
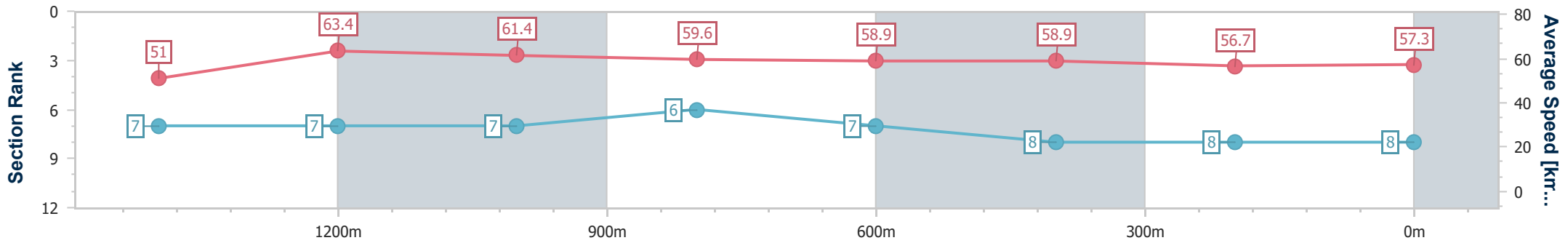
Horse/Jockey Name	Termite
Final Rank	8
Fastest Section Time (Section)	0:11.37 (1400m)
Top Speed [km/h] (Section)	66.5 (1400m)
Race State	Finished



Toowoomba QLD Professional
Race 4: SWIN Members, Staff & Board BM60 Handicap - 1625m
 26 October 2024 - 19:28
 Track Rating: Good 3, Weather: Fine, Rail Position: +1m Entire



Section	Overall	1400m	1200m	1000m	800m	600m	400m	200m
Section Times	1:40.97 [8] (0:15.94)	1:25.03 [7] (0:11.37)	1:13.66 [7] (0:11.75)	1:01.91 [7] (0:12.18)	0:49.73 [6] (0:12.27)	0:37.46 [7] (0:12.19)	0:25.27 [8] (0:12.73)	0:12.54 [8] (0:12.54)
Average Speed [km/h]	51.0	63.4	61.4	59.6	58.9	58.9	56.7	57.3
Top Speed [km/h]	66.0	66.5	63.0	60.7	60.7	61.2	57.3	57.8
Avg. Dist. to Rail [m]	3.8	0.7	1.8	1.9	1.2	0.3	0.4	2.5
Avg. Stride Freq. [Hz]	2.2	2.4	2.3	2.3	2.3	2.3	2.3	2.2
Avg. Stride Length [m]	6.5	7.4	7.3	7.2	7.3	7.1	7.0	7.1



- [] Ranking at each section and finish
- .-.- No data available at this section
- NA No data available



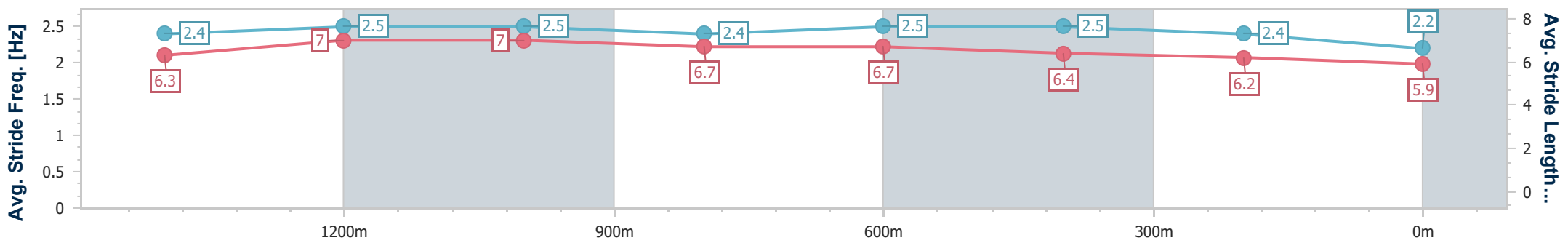
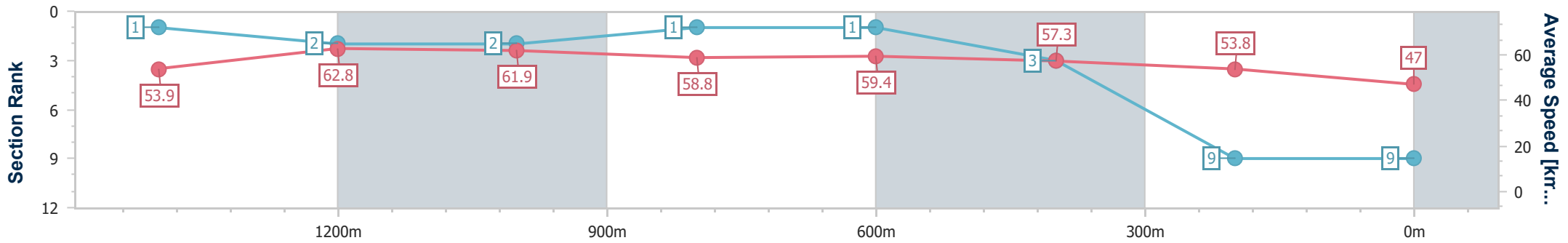
Horse/Jockey Name	Crimson Warning
Final Rank	9
Fastest Section Time (Section)	0:11.52 (1400m)
Top Speed [km/h] (Section)	65.0 (Overall)
Race State	Finished



Toowoomba QLD Professional
 Race 4: SWIN Members, Staff & Board BM60 Handicap - 1625m
 26 October 2024 - 19:28
 Track Rating: Good 3, Weather: Fine, Rail Position: +1m Entire



Section	Overall	1400m	1200m	1000m	800m	600m	400m	200m
Section Times	1:44.04 [9] (0:15.14)	1:28.90 [1] (0:11.52)	1:17.38 [2] (0:11.66)	1:05.72 [2] (0:12.35)	0:53.37 [1] (0:12.15)	0:41.22 [1] (0:12.56)	0:28.66 [3] (0:13.37)	0:15.29 [9] (0:15.29)
Average Speed [km/h]	53.9	62.8	61.9	58.8	59.4	57.3	53.8	47.0
Top Speed [km/h]	65.0	64.4	63.1	60.8	60.8	60.1	55.7	52.2
Avg. Dist. to Rail [m]	5.6	1.1	2.2	2.0	1.5	0.5	0.4	2.3
Avg. Stride Freq. [Hz]	2.4	2.5	2.5	2.4	2.5	2.5	2.4	2.2
Avg. Stride Length [m]	6.3	7.0	7.0	6.7	6.7	6.4	6.2	5.9



- [] Ranking at each section and finish
- .-.- No data available at this section
- NA No data available



Toowoomba QLD Professional

Race 5: Miles Accommodation Services Maiden Handicap - 1200m

26 October 2024 - 20:03



Track Rating: Good 3, Weather: Fine, Rail Position: +1m Entire

Section													Last 600m	
Field Times		Overall	1000m	800m	600m	400m	200m						0:36.48	
		1:12.64 (0:13.60)	0:59.04 (0:10.98)	0:48.06 (0:11.58)	0:36.48 (0:11.93)	0:24.55 (0:12.19)	0:12.36 (0:12.36)							
Rank	TAB	Horse/Jockey	Barrier	Top Speed [km/h]	Fastest Section								Margin	Distance Travelled [m]
1	10	JEDIAH Darren Evans	7	66.1 800m	0:11.27 800m	1:12.64 [1] (0:14.50)	0:58.14 [10] (0:11.34)	0:46.80 [10] (0:11.27)	0:35.53 [7] (0:11.73)	0:23.80 [7] (0:11.68)	0:12.12 [2] (0:12.12)	1:12.64	0:35.53	
2	2	KINROSS LANE Rob Thorburn	4	66.7 Overall	0:10.98 1000m	1:12.89 [2] (0:13.60)	0:59.29 [1] (0:10.98)	0:48.31 [1] (0:11.58)	0:36.73 [1] (0:11.93)	0:24.80 [1] (0:12.19)	0:12.61 [1] (0:12.61)	1.3L	0:36.73	-11
3	9	WEATHER Karl Zechner	11	68.1 1000m	0:10.96 1000m	1:13.08 [3] (0:13.63)	0:59.45 [2] (0:10.96)	0:48.49 [2] (0:11.69)	0:36.80 [2] (0:12.05)	0:24.75 [2] (0:12.23)	0:12.52 [3] (0:12.52)	2.3L	0:36.80	-4
4	8	DANNY'S BOY Georgina Cartwright	10	66.5 1000m	0:11.26 1000m	1:13.13 [4] (0:13.85)	0:59.28 [6] (0:11.26)	0:48.02 [6] (0:11.68)	0:36.34 [6] (0:11.86)	0:24.48 [5] (0:12.16)	0:12.32 [6] (0:12.32)	2.5L	0:36.34	-2
5	6	THE BIGBANG THEORY Hannah Richardson	5	67.6 1000m	0:11.05 1000m	1:13.14 [5] (0:13.78)	0:59.36 [4] (0:11.05)	0:48.31 [3] (0:11.78)	0:36.53 [4] (0:12.01)	0:24.52 [4] (0:12.04)	0:12.48 [4] (0:12.48)	2.6L	0:36.53	-2
6	7	MAD MISSION Olivia Kendal	3	66.5 1000m	0:11.15 1000m	1:13.23 [6] (0:13.84)	0:59.39 [5] (0:11.15)	0:48.24 [5] (0:11.57)	0:36.67 [3] (0:11.91)	0:24.76 [3] (0:12.22)	0:12.54 [5] (0:12.54)	3L	0:36.67	-6
7	3	ZOUWALER Nathan Fazackerley	9	66.5 1000m	0:11.26 1000m	1:13.28 [7] (0:14.21)	0:59.07 [8] (0:11.26)	0:47.81 [8] (0:11.69)	0:36.12 [8] (0:11.70)	0:24.42 [8] (0:12.14)	0:12.28 [7] (0:12.28)	3.2L	0:36.12	-3
8	11	WIFE IS RIGHT Shania Willis	2	65.0 1000m	0:11.41 1000m	1:13.29 [8] (0:14.05)	0:59.24 [7] (0:11.41)	0:47.83 [7] (0:11.92)	0:35.91 [9] (0:11.89)	0:24.02 [9] (0:12.00)	0:12.02 [9] (0:12.02)	3.3L	0:35.91	-10
9	5	KIDS INTHE KITCHEN Kenji Yoshida	1	65.5 1000m	0:11.43 1000m	1:13.66 [9] (0:14.33)	0:59.33 [9] (0:11.43)	0:47.90 [9] (0:11.78)	0:36.12 [10] (0:11.98)	0:24.14 [10] (0:11.90)	0:12.24 [10] (0:12.24)	5.3L	0:36.12	-5
10	4	JACKS AND SODA Chelsea Baker	6	66.8 1000m	0:11.13 1000m	1:14.10 [10] (0:13.75)	1:00.35 [3] (0:11.13)	0:49.22 [4] (0:11.75)	0:37.47 [5] (0:12.04)	0:25.43 [6] (0:12.45)	0:12.98 [8] (0:12.98)	7.8L	0:37.47	+1

[] Ranking at each section and finish
 -:-:- No data available at this section
 NA No data available

SCN Saddle cloth number
 DNF Did not finish
 DNT Did not track



Toowoomba QLD Professional

Race 5: Miles Accommodation Services Maiden Handicap - 1200m

26 October 2024 - 20:03



Track Rating: Good 3, Weather: Fine, Rail Position: +1m Entire

Section	Overall	1000m	800m	600m	400m	200m	Last 600m
Field Times	1:12.64 (0:13.60)	0:59.04 (0:10.98)	0:48.06 (0:11.58)	0:36.48 (0:11.93)	0:24.55 (0:12.19)	0:12.36 (0:12.36)	0:36.48

Rank	TAB	Horse/Jockey	Barrier	Top Speed [km/h]	Fastest Section	Margin	Distance Travelled [m]
11	1	TOP PERFORMER	8	62.3	0:11.81	41.1L	-6
		Dylan Bennett		1000m	1000m		



Horse/Jockey Name	Jediah
Final Rank	1
Fastest Section Time (Section)	0:11.27 (800m)
Top Speed [km/h] (Section)	66.1 (800m)
Race State	Finished



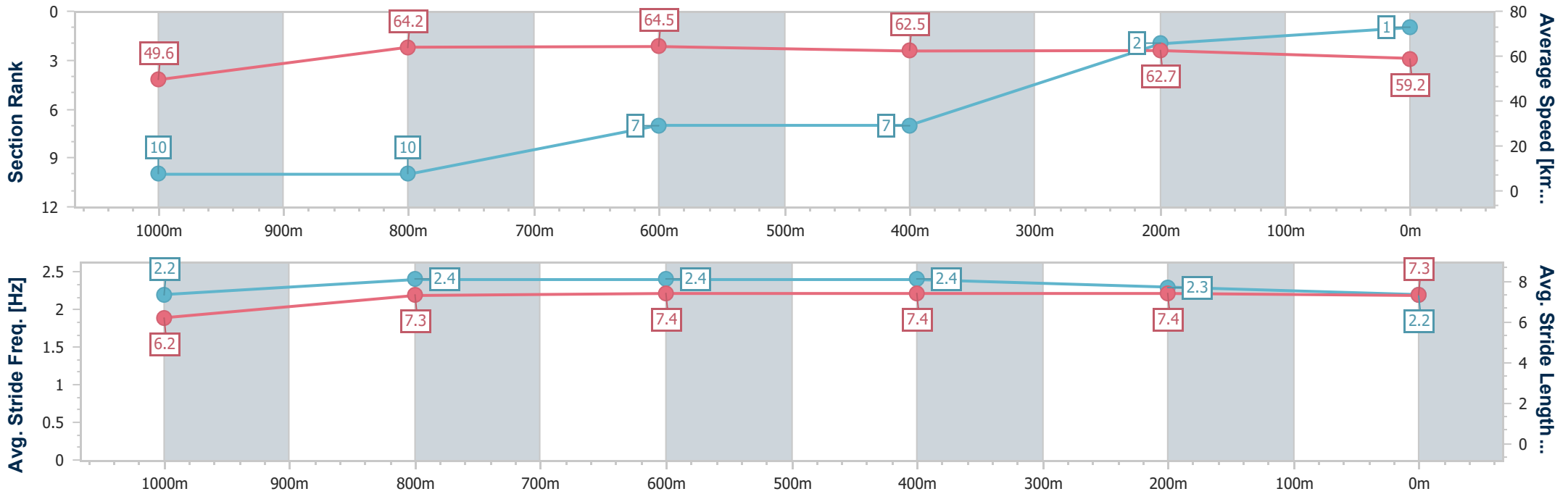
Toowoomba QLD Professional
Race 5: Miles Accommodation Services Maiden Handicap - 1200m



26 October 2024 - 20:03

Track Rating: Good 3, Weather: Fine, Rail Position: +1m Entire

Section	Overall	1000m	800m	600m	400m	200m
Section Times	1:12.64 [1] (0:14.50)	0:58.14 [10] (0:11.34)	0:46.80 [10] (0:11.27)	0:35.53 [7] (0:11.73)	0:23.80 [7] (0:11.68)	0:12.12 [2] (0:12.12)
Average Speed [km/h]	49.6	64.2	64.5	62.5	62.7	59.2
Top Speed [km/h]	63.3	66.1	66.1	63.7	64.0	62.9
Avg. Dist. to Rail [m]	4.0	3.0	3.4	3.5	3.9	2.1
Avg. Stride Freq. [Hz]	2.2	2.4	2.4	2.4	2.3	2.2
Avg. Stride Length [m]	6.2	7.3	7.4	7.4	7.4	7.3



- [] Ranking at each section and finish
- .-.- No data available at this section
- NA No data available



Horse/Jockey Name	Kinross Lane
Final Rank	2
Fastest Section Time (Section)	0:10.98 (1000m)
Top Speed [km/h] (Section)	66.7 (Overall)
Race State	Finished



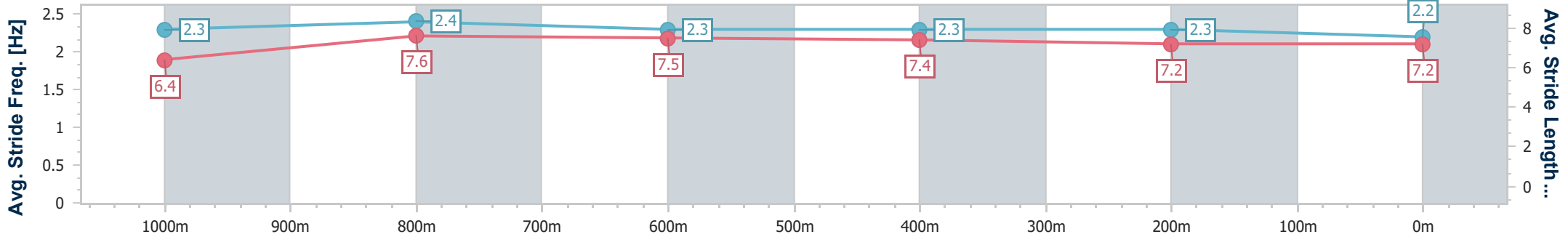
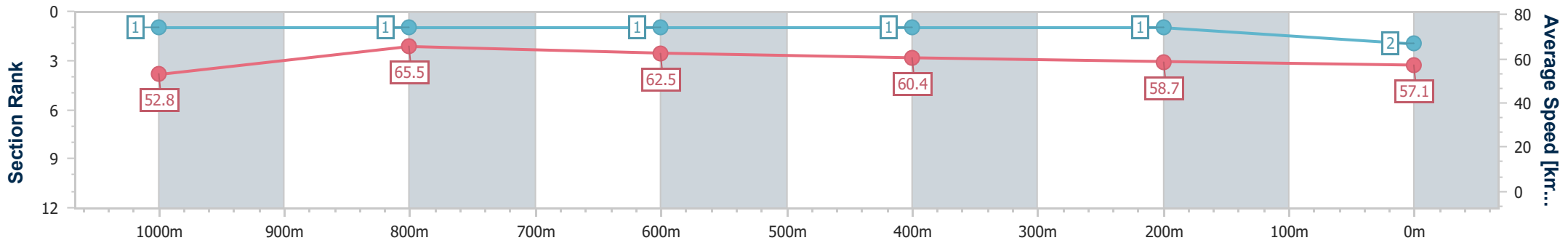
Toowoomba QLD Professional
Race 5: Miles Accommodation Services Maiden Handicap - 1200m



26 October 2024 - 20:03

Track Rating: Good 3, Weather: Fine, Rail Position: +1m Entire

Section	Overall	1000m	800m	600m	400m	200m
Section Times	1:12.89 [2] (0:13.60)	0:59.29 [1] (0:10.98)	0:48.31 [1] (0:11.58)	0:36.73 [1] (0:11.93)	0:24.80 [1] (0:12.19)	0:12.61 [1] (0:12.61)
Average Speed [km/h]	52.8	65.5	62.5	60.4	58.7	57.1
Top Speed [km/h]	66.7	66.7	63.6	62.2	60.6	58.3
Avg. Dist. to Rail [m]	2.7	0.3	1.0	0.5	0.8	1.1
Avg. Stride Freq. [Hz]	2.3	2.4	2.3	2.3	2.3	2.2
Avg. Stride Length [m]	6.4	7.6	7.5	7.4	7.2	7.2



- [] Ranking at each section and finish
- .-.- No data available at this section
- NA No data available



Horse/Jockey Name	Weather
Final Rank	3
Fastest Section Time (Section)	0:10.96 (1000m)
Top Speed [km/h] (Section)	68.1 (1000m)
Race State	Finished



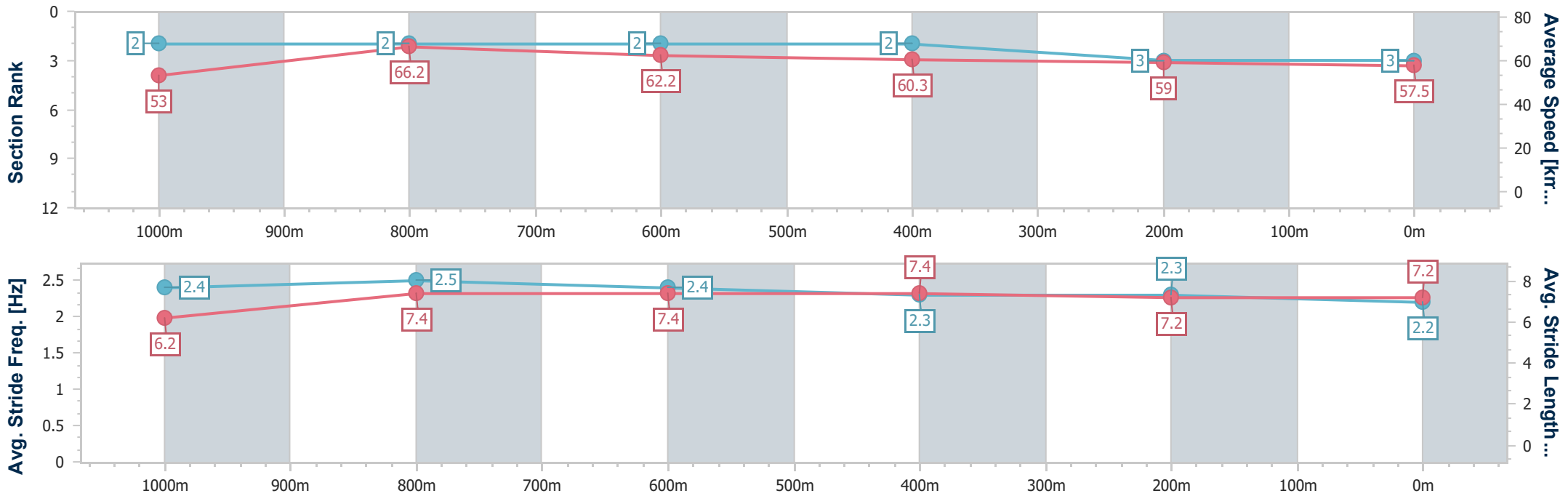
Toowoomba QLD Professional
Race 5: Miles Accommodation Services Maiden Handicap - 1200m



26 October 2024 - 20:03

Track Rating: Good 3, Weather: Fine, Rail Position: +1m Entire

Section	Overall	1000m	800m	600m	400m	200m
Section Times	1:13.08 [3] (0:13.63)	0:59.45 [2] (0:10.96)	0:48.49 [2] (0:11.69)	0:36.80 [2] (0:12.05)	0:24.75 [2] (0:12.23)	0:12.52 [3] (0:12.52)
Average Speed [km/h]	53.0	66.2	62.2	60.3	59.0	57.5
Top Speed [km/h]	68.0	68.1	63.7	61.6	60.1	59.4
Avg. Dist. to Rail [m]	8.5	2.8	2.4	2.1	1.1	0.6
Avg. Stride Freq. [Hz]	2.4	2.5	2.4	2.3	2.3	2.2
Avg. Stride Length [m]	6.2	7.4	7.4	7.4	7.2	7.2



- [] Ranking at each section and finish
- .-.- No data available at this section
- NA No data available



Horse/Jockey Name	Danny's Boy
Final Rank	4
Fastest Section Time (Section)	0:11.26 (1000m)
Top Speed [km/h] (Section)	66.5 (1000m)
Race State	Finished



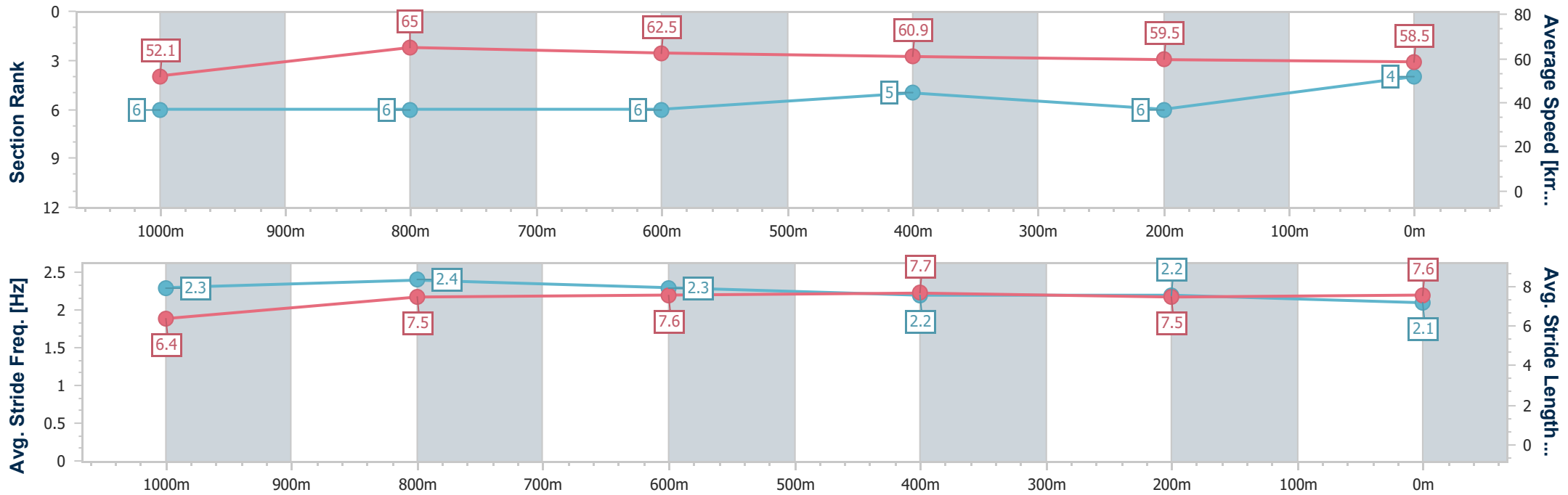
Toowoomba QLD Professional
Race 5: Miles Accommodation Services Maiden Handicap - 1200m



26 October 2024 - 20:03

Track Rating: Good 3, Weather: Fine, Rail Position: +1m Entire

Section	Overall	1000m	800m	600m	400m	200m
Section Times	1:13.13 [4] (0:13.85)	0:59.28 [6] (0:11.26)	0:48.02 [6] (0:11.68)	0:36.34 [6] (0:11.86)	0:24.48 [5] (0:12.16)	0:12.32 [6] (0:12.32)
Average Speed [km/h]	52.1	65.0	62.5	60.9	59.5	58.5
Top Speed [km/h]	66.0	66.5	64.4	63.0	60.3	60.5
Avg. Dist. to Rail [m]	8.0	4.2	2.6	0.8	1.6	1.6
Avg. Stride Freq. [Hz]	2.3	2.4	2.3	2.2	2.2	2.1
Avg. Stride Length [m]	6.4	7.5	7.6	7.7	7.5	7.6



- [] Ranking at each section and finish
- .-.- No data available at this section
- NA No data available



Horse/Jockey Name	The Bigbang Theory
Final Rank	5
Fastest Section Time (Section)	0:11.05 (1000m)
Top Speed [km/h] (Section)	67.6 (1000m)
Race State	Finished



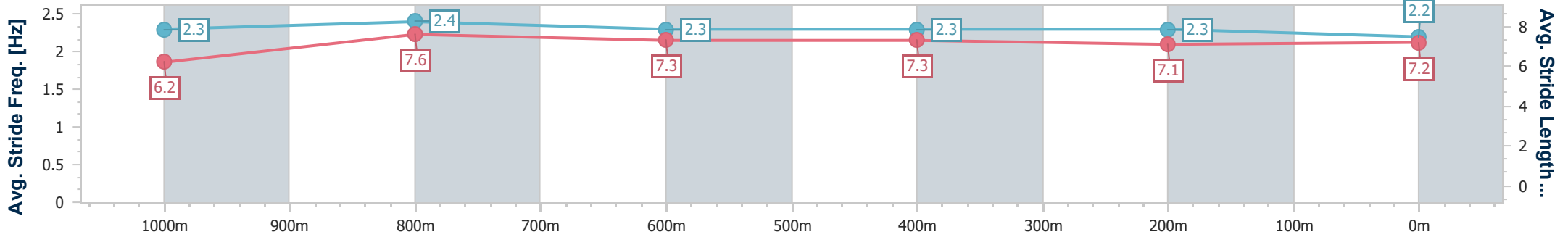
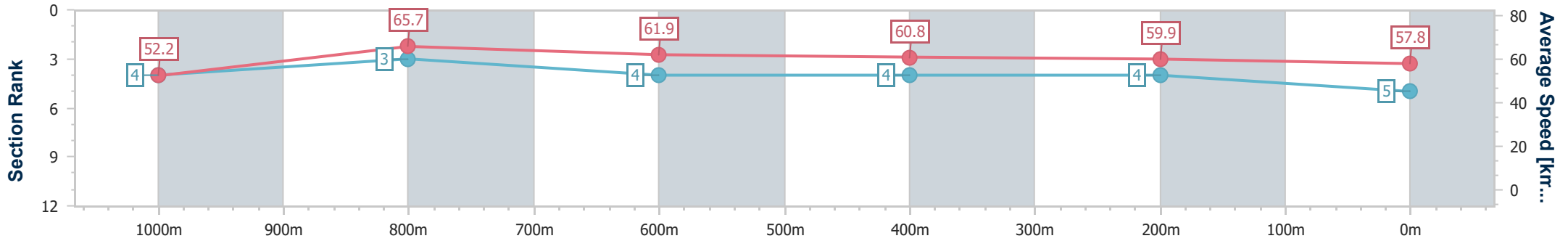
Toowoomba QLD Professional
Race 5: Miles Accommodation Services Maiden Handicap - 1200m



26 October 2024 - 20:03

Track Rating: Good 3, Weather: Fine, Rail Position: +1m Entire

Section	Overall	1000m	800m	600m	400m	200m
Section Times	1:13.14 [5] (0:13.78)	0:59.36 [4] (0:11.05)	0:48.31 [3] (0:11.78)	0:36.53 [4] (0:12.01)	0:24.52 [4] (0:12.04)	0:12.48 [4] (0:12.48)
Average Speed [km/h]	52.2	65.7	61.9	60.8	59.9	57.8
Top Speed [km/h]	67.3	67.6	64.9	61.8	60.8	59.2
Avg. Dist. to Rail [m]	3.3	1.8	3.6	2.7	1.3	1.7
Avg. Stride Freq. [Hz]	2.3	2.4	2.3	2.3	2.3	2.2
Avg. Stride Length [m]	6.2	7.6	7.3	7.3	7.1	7.2



- [] Ranking at each section and finish
- .-.- No data available at this section
- NA No data available



Horse/Jockey Name	Mad Mission
Final Rank	6
Fastest Section Time (Section)	0:11.15 (1000m)
Top Speed [km/h] (Section)	66.5 (1000m)
Race State	Finished



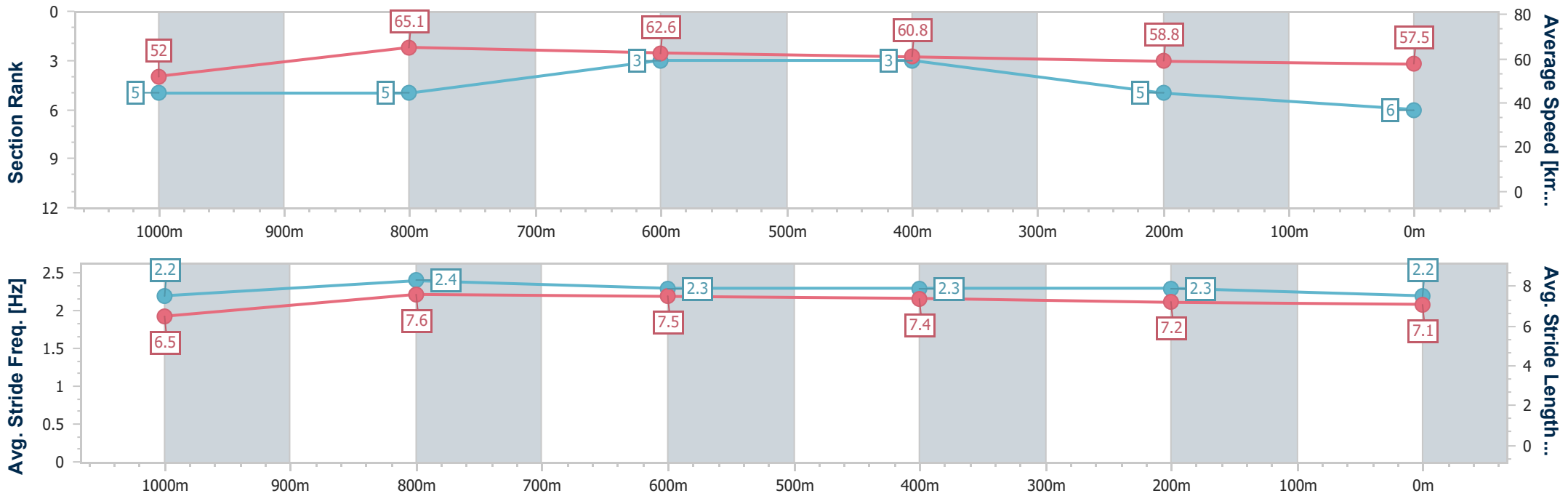
Toowoomba QLD Professional
Race 5: Miles Accommodation Services Maiden Handicap - 1200m



26 October 2024 - 20:03

Track Rating: Good 3, Weather: Fine, Rail Position: +1m Entire

Section	Overall	1000m	800m	600m	400m	200m
Section Times	1:13.23 [6] (0:13.84)	0:59.39 [5] (0:11.15)	0:48.24 [5] (0:11.57)	0:36.67 [3] (0:11.91)	0:24.76 [3] (0:12.22)	0:12.54 [5] (0:12.54)
Average Speed [km/h]	52.0	65.1	62.6	60.8	58.8	57.5
Top Speed [km/h]	66.1	66.5	64.5	62.3	59.6	58.4
Avg. Dist. to Rail [m]	5.8	2.8	1.5	0.7	0.9	1.9
Avg. Stride Freq. [Hz]	2.2	2.4	2.3	2.3	2.3	2.2
Avg. Stride Length [m]	6.5	7.6	7.5	7.4	7.2	7.1



- [] Ranking at each section and finish
- .-.- No data available at this section
- NA No data available



Horse/Jockey Name	Zouwaler
Final Rank	7
Fastest Section Time (Section)	0:11.26 (1000m)
Top Speed [km/h] (Section)	66.5 (1000m)
Race State	Finished



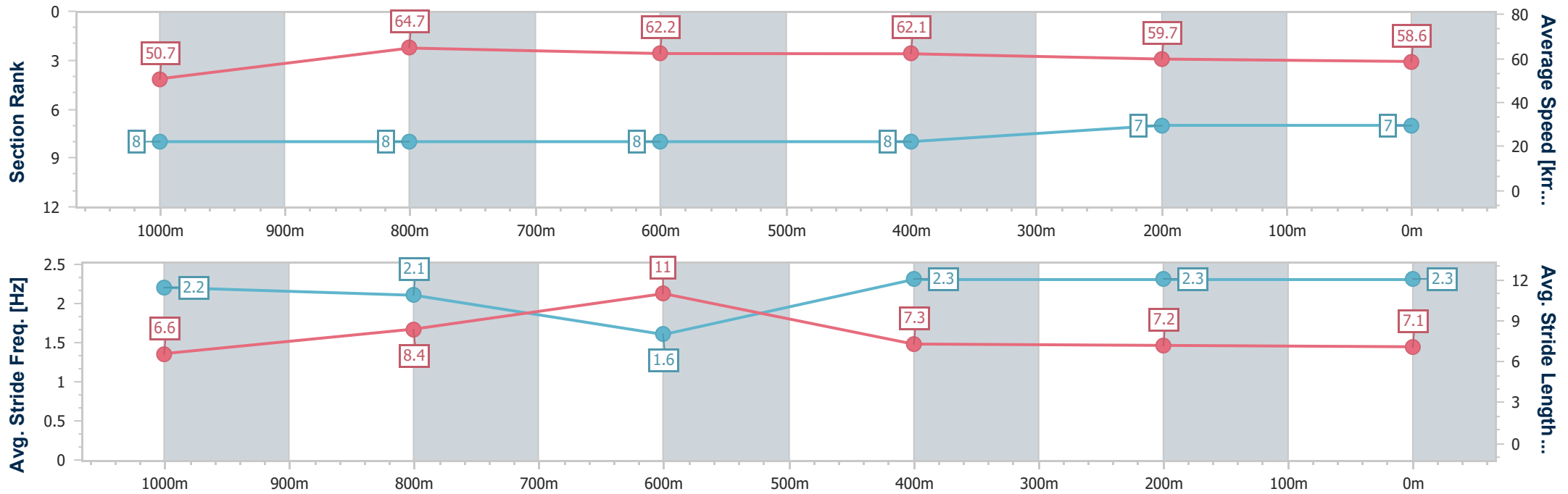
Toowoomba QLD Professional
Race 5: Miles Accommodation Services Maiden Handicap - 1200m



26 October 2024 - 20:03

Track Rating: Good 3, Weather: Fine, Rail Position: +1m Entire

Section	Overall	1000m	800m	600m	400m	200m
Section Times	1:13.28 [7] (0:14.21)	0:59.07 [8] (0:11.26)	0:47.81 [8] (0:11.69)	0:36.12 [8] (0:11.70)	0:24.42 [8] (0:12.14)	0:12.28 [7] (0:12.28)
Average Speed [km/h]	50.7	64.7	62.2	62.1	59.7	58.6
Top Speed [km/h]	64.5	66.5	65.1	63.3	60.5	60.4
Avg. Dist. to Rail [m]	5.3	2.7	2.8	1.5	1.9	4.6
Avg. Stride Freq. [Hz]	2.2	2.1	1.6	2.3	2.3	2.3
Avg. Stride Length [m]	6.6	8.4	11.0	7.3	7.2	7.1



- [] Ranking at each section and finish
- .-.- No data available at this section
- NA No data available



Horse/Jockey Name	Wife Is Right
Final Rank	8
Fastest Section Time (Section)	0:11.41 (1000m)
Top Speed [km/h] (Section)	65.0 (1000m)
Race State	Finished



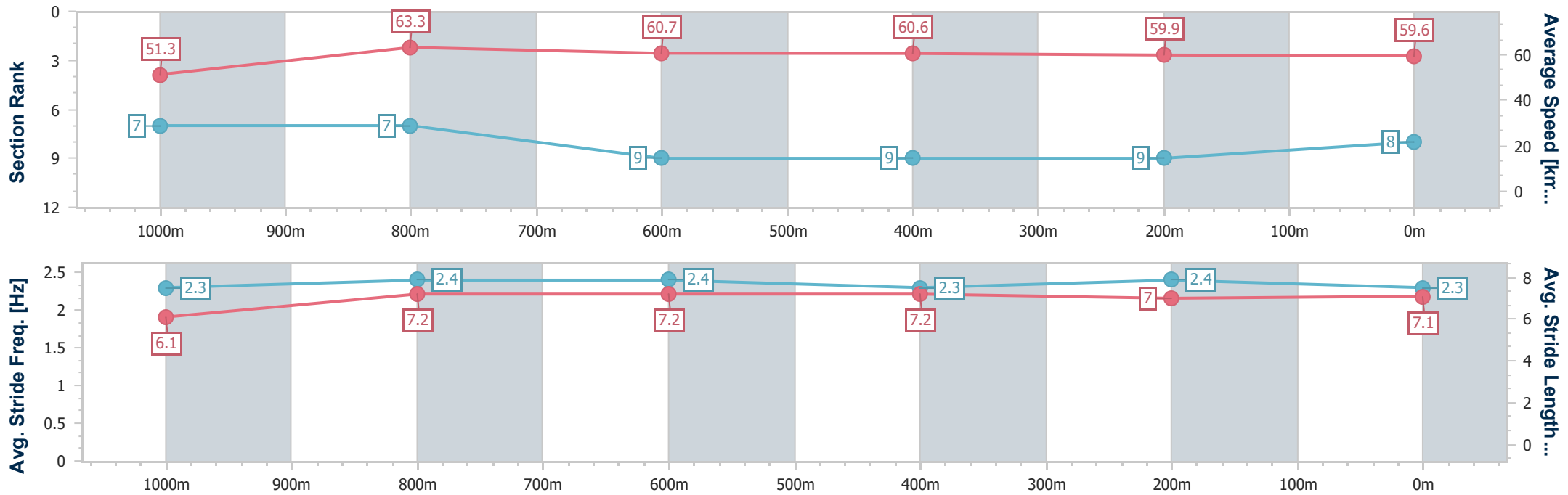
Toowoomba QLD Professional
Race 5: Miles Accommodation Services Maiden Handicap - 1200m



26 October 2024 - 20:03

Track Rating: Good 3, Weather: Fine, Rail Position: +1m Entire

Section	Overall	1000m	800m	600m	400m	200m
Section Times	1:13.29 [8] (0:14.05)	0:59.24 [7] (0:11.41)	0:47.83 [7] (0:11.92)	0:35.91 [9] (0:11.89)	0:24.02 [9] (0:12.00)	0:12.02 [9] (0:12.02)
Average Speed [km/h]	51.3	63.3	60.7	60.6	59.9	59.6
Top Speed [km/h]	63.4	65.0	61.9	62.1	61.0	61.2
Avg. Dist. to Rail [m]	2.1	0.8	1.5	0.8	0.8	0.8
Avg. Stride Freq. [Hz]	2.3	2.4	2.4	2.3	2.4	2.3
Avg. Stride Length [m]	6.1	7.2	7.2	7.2	7.0	7.1



- [] Ranking at each section and finish
- .-.- No data available at this section
- NA No data available



Horse/Jockey Name	Kids Inthe Kitchen
Final Rank	9
Fastest Section Time (Section)	0:11.43 (1000m)
Top Speed [km/h] (Section)	65.5 (1000m)
Race State	Finished



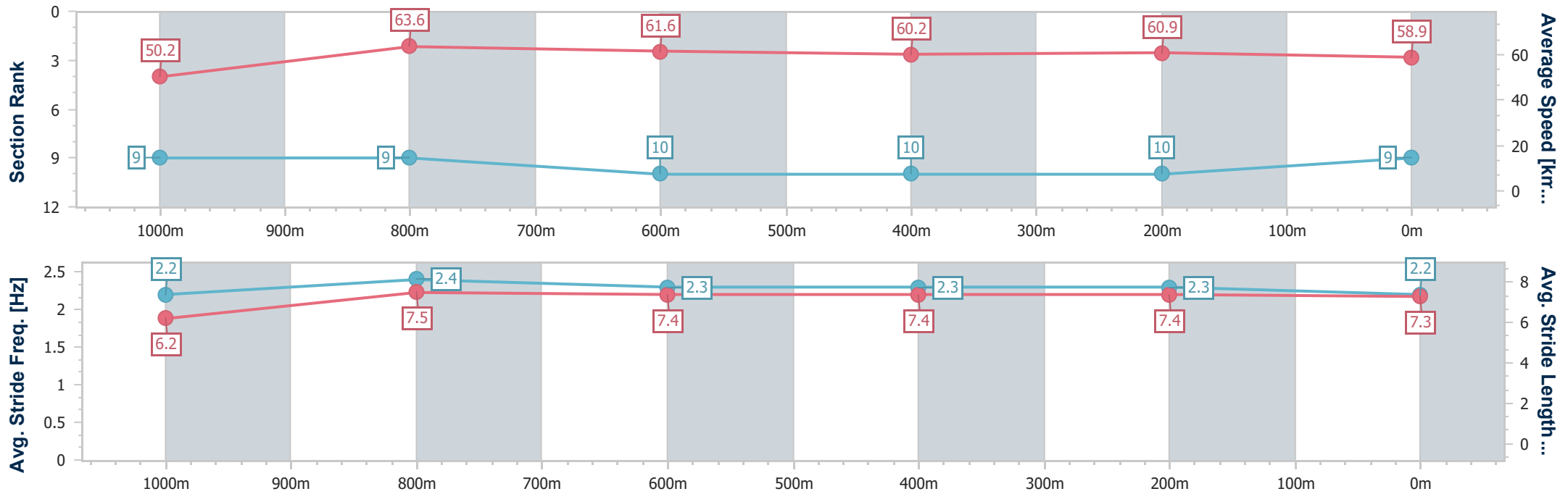
Toowoomba QLD Professional
Race 5: Miles Accommodation Services Maiden Handicap - 1200m



26 October 2024 - 20:03

Track Rating: Good 3, Weather: Fine, Rail Position: +1m Entire

Section	Overall	1000m	800m	600m	400m	200m
Section Times	1:13.66 [9] (0:14.33)	0:59.33 [9] (0:11.43)	0:47.90 [9] (0:11.78)	0:36.12 [10] (0:11.98)	0:24.14 [10] (0:11.90)	0:12.24 [10] (0:12.24)
Average Speed [km/h]	50.2	63.6	61.6	60.2	60.9	58.9
Top Speed [km/h]	63.5	65.5	64.1	62.0	61.8	60.6
Avg. Dist. to Rail [m]	1.6	1.5	2.6	0.9	1.7	3.3
Avg. Stride Freq. [Hz]	2.2	2.4	2.3	2.3	2.3	2.2
Avg. Stride Length [m]	6.2	7.5	7.4	7.4	7.4	7.3



- [] Ranking at each section and finish
- .-.- No data available at this section
- NA No data available



Horse/Jockey Name	Jacks And Soda
Final Rank	10
Fastest Section Time (Section)	0:11.13 (1000m)
Top Speed [km/h] (Section)	66.8 (1000m)
Race State	Finished



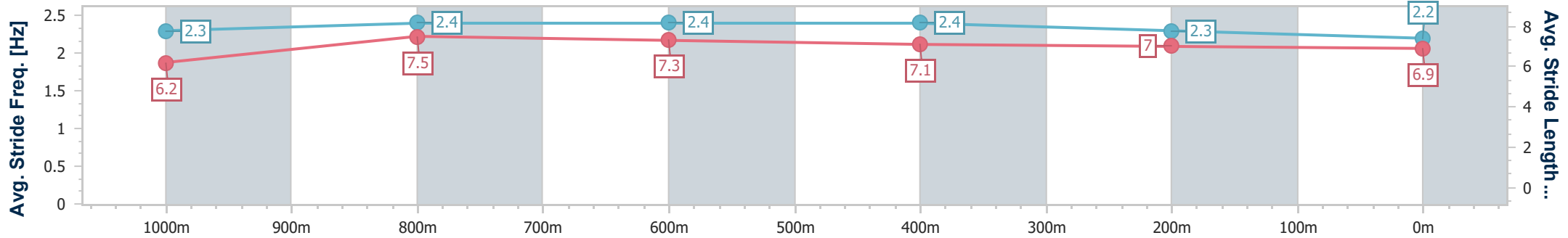
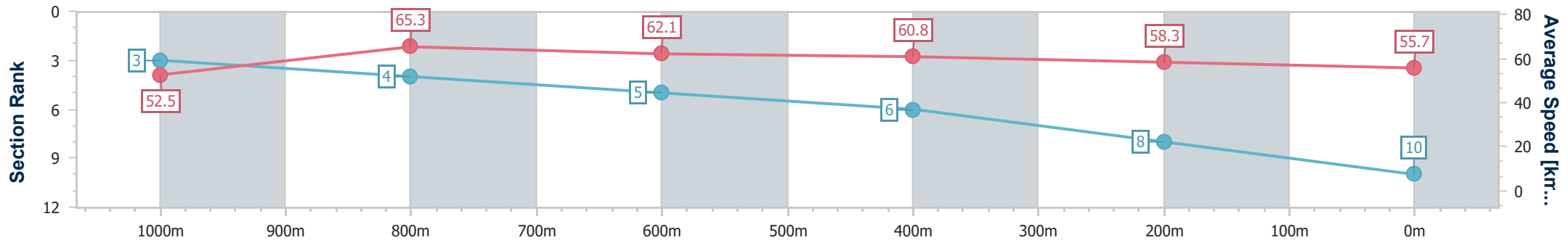
Toowoomba QLD Professional
Race 5: Miles Accommodation Services Maiden Handicap - 1200m



26 October 2024 - 20:03

Track Rating: Good 3, Weather: Fine, Rail Position: +1m Entire

Section	Overall	1000m	800m	600m	400m	200m
Section Times	1:14.10 [10] (0:13.75)	1:00.35 [3] (0:11.13)	0:49.22 [4] (0:11.75)	0:37.47 [5] (0:12.04)	0:25.43 [6] (0:12.45)	0:12.98 [8] (0:12.98)
Average Speed [km/h]	52.5	65.3	62.1	60.8	58.3	55.7
Top Speed [km/h]	66.6	66.8	64.2	61.9	59.9	56.7
Avg. Dist. to Rail [m]	3.7	3.3	3.9	3.3	2.3	2.3
Avg. Stride Freq. [Hz]	2.3	2.4	2.4	2.4	2.3	2.2
Avg. Stride Length [m]	6.2	7.5	7.3	7.1	7.0	6.9



- [] Ranking at each section and finish
- .-.- No data available at this section
- NA No data available



Horse/Jockey Name	Top Performer
Final Rank	11
Fastest Section Time (Section)	0:11.81 (1000m)
Top Speed [km/h] (Section)	62.3 (1000m)
Race State	Finished



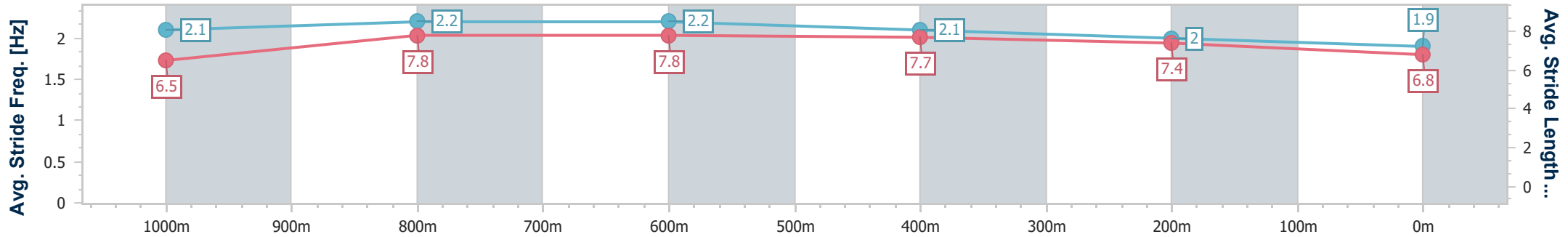
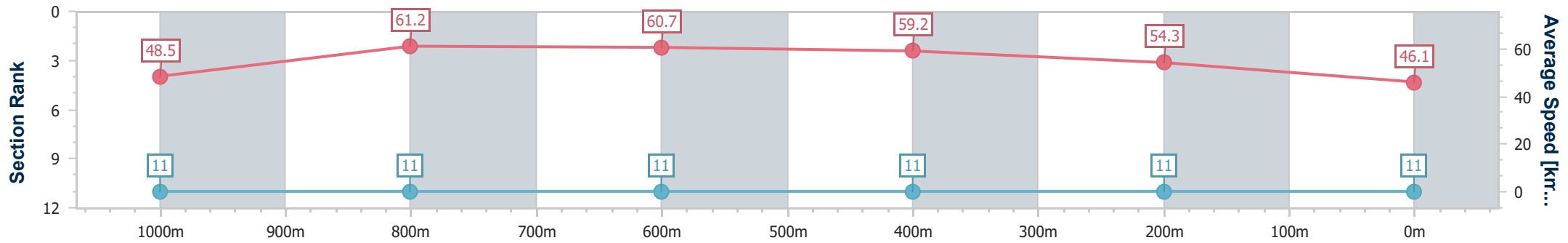
Toowoomba QLD Professional
Race 5: Miles Accommodation Services Maiden Handicap - 1200m



26 October 2024 - 20:03

Track Rating: Good 3, Weather: Fine, Rail Position: +1m Entire

Section	Overall	1000m	800m	600m	400m	200m
Section Times	1:19.78 [11] (0:14.88)	1:04.90 [11] (0:11.81)	0:53.09 [11] (0:11.93)	0:41.16 [11] (0:12.24)	0:28.92 [11] (0:13.30)	0:15.62 [11] (0:15.62)
Average Speed [km/h]	48.5	61.2	60.7	59.2	54.3	46.1
Top Speed [km/h]	61.1	62.3	61.4	60.9	58.1	49.4
Avg. Dist. to Rail [m]	5.4	2.0	1.6	1.3	0.8	0.8
Avg. Stride Freq. [Hz]	2.1	2.2	2.2	2.1	2.0	1.9
Avg. Stride Length [m]	6.5	7.8	7.8	7.7	7.4	6.8



- [] Ranking at each section and finish
- .-.- No data available at this section
- NA No data available



Toowoomba QLD Professional

Race 6: Garth Perkins Memorial BM62 Handicap - 2150m

26 October 2024 - 20:42



Track Rating: Good 3, Weather: Fine, Rail Position: +1m Entire

Section		Overall	2000m	1800m	1600m	1400m	1200m	1000m	Last 600m				
Field Times		2:12.94 (0:10.90)	2:02.04 (0:10.80)	1:51.24 (0:11.10)	1:40.14 (0:11.23)	1:28.91 (0:11.92)	1:16.99 (0:12.52)	1:04.47 (0:13.09)	0:38.63				
Rank	TAB Horse/Jockey	Barrier	Top Speed [km/h]	Fastest Section									Distance Travelled [m]
1	2 TAVIESLASS Chelsea Baker	1	67.7 2000m	0:10.80 2000m	2:12.94 [1] (0:11.55)	2:01.39 [6] (0:10.80)	1:50.59 [4] (0:10.88)	1:39.71 [3] (0:11.17)	1:28.54 [3] (0:11.86)	1:16.68 [3] (0:12.56)	1:04.12 [3] (0:13.18)	0:38.58	
2	4 GOING TO THE SUN Amy Graham	4	66.0 2000m	0:11.10 2000m	2:13.23 [2] (0:11.14)	2:02.09 [3] (0:11.10)	1:50.99 [3] (0:11.22)	1:39.77 [4] (0:11.22)	1:28.55 [4] (0:11.71)	1:16.84 [4] (0:12.67)	1:04.17 [4] (0:13.19)	0:38.53	+3
3	3 TRAUTMAN Karl Zechner	3	66.1 2000m	0:11.03 1800m	2:13.33 [3] (0:11.41)	2:01.92 [4] (0:11.06)	1:50.86 [5] (0:11.03)	1:39.83 [5] (0:11.27)	1:28.56 [5] (0:11.80)	1:16.76 [5] (0:12.54)	1:04.22 [5] (0:13.19)	0:38.70	-4
4	5 RADEGAST Kenji Yoshida	6	66.6 1800m	0:11.09 2000m	2:13.85 [4] (0:11.53)	2:02.32 [5] (0:11.09)	1:51.23 [6] (0:11.15)	1:40.08 [6] (0:11.20)	1:28.88 [6] (0:11.75)	1:17.13 [6] (0:12.64)	1:04.49 [6] (0:13.29)	0:38.60	+4
5	7 ROYAL GEORGE Shania Willis	7	66.1 1600m	0:11.13 1600m	2:13.94 [5] (0:11.74)	2:02.20 [7] (0:11.21)	1:50.99 [7] (0:11.21)	1:39.78 [7] (0:11.13)	1:28.65 [7] (0:11.69)	1:16.96 [7] (0:12.46)	1:04.50 [7] (0:13.02)	0:38.78	-11
6	1 CHASING JACKLEY Rob Thorburn	2	67.5 2000m	0:10.80 2000m	2:15.38 [6] (0:10.90)	2:04.48 [1] (0:10.80)	1:53.68 [1] (0:11.10)	1:42.58 [1] (0:11.23)	1:31.35 [1] (0:11.97)	1:19.38 [2] (0:12.47)	1:06.91 [1] (0:13.09)	0:41.07	-5
7	6 DESHORENTE Georgina Cartwright	5	68.4 2000m	0:10.72 2000m	2:19.82 [7] (0:11.13)	2:08.69 [2] (0:10.72)	1:57.97 [2] (0:11.10)	1:46.87 [2] (0:11.26)	1:35.61 [2] (0:11.74)	1:23.87 [1] (0:12.55)	1:11.32 [2] (0:13.35)	0:44.86	-3

[] Ranking at each section and finish
 -:-:- No data available at this section
 NA No data available

SCN Saddle cloth number
 DNF Did not finish
 DNT Did not track



Toowoomba QLD Professional

Race 6: Garth Perkins Memorial BM62 Handicap - 2150m

26 October 2024 - 20:42



Track Rating: Good 3, Weather: Fine, Rail Position: +1m Entire

Section		Field Times				800m		600m		400m		200m		Last 600m	
Rank	TAB	Horse/Jockey	Barrier	Top Speed [km/h]	Fastest Section										
1	2	TAVIESLASS Chelsea Baker	1	67.7 2000m	0:10.80 2000m	0:50.94 [3] (0:12.36)	0:38.58 [2] (0:12.69)	0:25.89 [1] (0:12.97)	0:12.92 [1] (0:12.92)	2:12.94		0:38.58			
2	4	GOING TO THE SUN Amy Graham	4	66.0 2000m	0:11.10 2000m	0:50.98 [4] (0:12.45)	0:38.53 [4] (0:12.59)	0:25.94 [3] (0:13.01)	0:12.93 [2] (0:12.93)	1.5L		0:38.53	+3		
3	3	TRAUTMAN Karl Zechner	3	66.1 2000m	0:11.03 1800m	0:51.03 [5] (0:12.33)	0:38.70 [3] (0:12.74)	0:25.96 [4] (0:12.93)	0:13.03 [3] (0:13.03)	2L		0:38.70	-4		
4	5	RADEGAST Kenji Yoshida	6	66.6 1800m	0:11.09 2000m	0:51.20 [7] (0:12.60)	0:38.60 [7] (0:12.65)	0:25.95 [5] (0:12.97)	0:12.98 [5] (0:12.98)	5L		0:38.60	+4		
5	7	ROYAL GEORGE Shania Willis	7	66.1 1600m	0:11.13 1600m	0:51.48 [6] (0:12.70)	0:38.78 [6] (0:12.79)	0:25.99 [6] (0:12.95)	0:13.04 [6] (0:13.04)	5.4L		0:38.78	-11		
6	1	CHASING JACKLEY Rob Thorburn	2	67.5 2000m	0:10.80 2000m	0:53.82 [1] (0:12.75)	0:41.07 [1] (0:12.89)	0:28.18 [2] (0:13.51)	0:14.67 [4] (0:14.67)	13.9L		0:41.07	-5		
7	6	DESHORENTE Georgina Cartwright	5	68.4 2000m	0:10.72 2000m	0:57.97 [2] (0:13.11)	0:44.86 [5] (0:13.85)	0:31.01 [7] (0:15.03)	0:15.98 [7] (0:15.98)	39.9L		0:44.86	-3		

[] Ranking at each section and finish
 -:-:- No data available at this section
 NA No data available

SCN Saddle cloth number
 DNF Did not finish
 DNT Did not track



Horse/Jockey Name	Tavieslass
Final Rank	1
Fastest Section Time (Section)	0:10.80 (2000m)
Top Speed [km/h] (Section)	67.7 (2000m)
Race State	Finished



Toowoomba QLD Professional

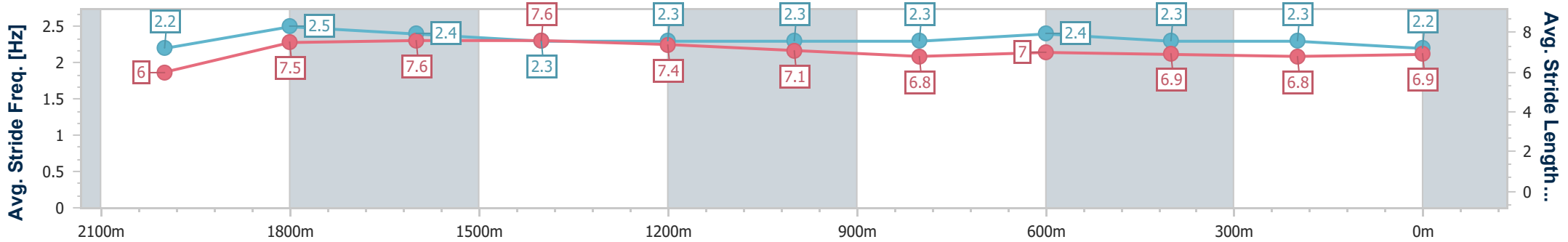
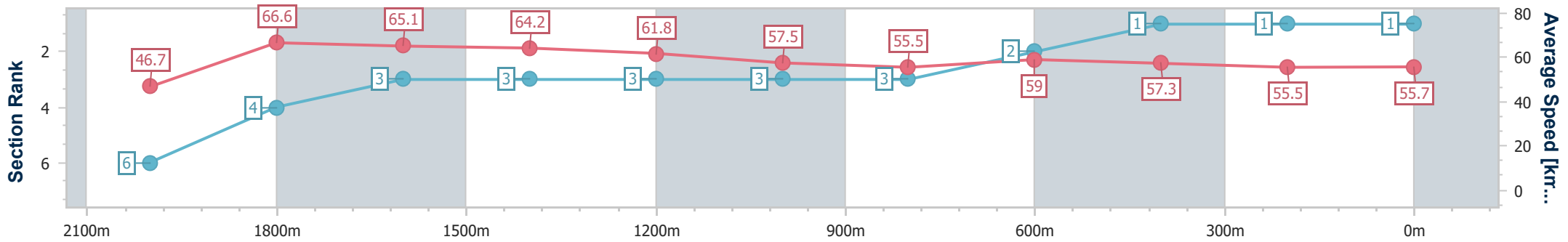
Race 6: Garth Perkins Memorial BM62 Handicap - 2150m

26 October 2024 - 20:42

Track Rating: Good 3, Weather: Fine, Rail Position: +1m Entire



Section	Overall	2000m	1800m	1600m	1400m	1200m	1000m	800m	600m	400m	200m
Section Times	2:12.94 [1] (0:11.55)	2:01.39 [6] (0:10.80)	1:50.59 [4] (0:10.88)	1:39.71 [3] (0:11.17)	1:28.54 [3] (0:11.86)	1:16.68 [3] (0:12.56)	1:04.12 [3] (0:13.18)	0:50.94 [3] (0:12.36)	0:38.58 [2] (0:12.69)	0:25.89 [1] (0:12.97)	0:12.92 [1] (0:12.92)
Average Speed [km/h]	46.7	66.6	65.1	64.2	61.8	57.5	55.5	59.0	57.3	55.5	55.7
Top Speed [km/h]	66.8	67.7	66.2	65.5	65.7	59.5	57.7	60.0	59.2	56.1	56.3
Avg. Dist. to Rail [m]	3.0	4.1	3.9	0.9	3.1	2.8	4.0	4.0	1.9	0.5	0.3
Avg. Stride Freq. [Hz]	2.2	2.5	2.4	2.3	2.3	2.3	2.3	2.4	2.3	2.3	2.2
Avg. Stride Length [m]	6.0	7.5	7.6	7.6	7.4	7.1	6.8	7.0	6.9	6.8	6.9



- [] Ranking at each section and finish
- .-.- No data available at this section
- NA No data available



Horse/Jockey Name	Going To The Sun
Final Rank	2
Fastest Section Time (Section)	0:11.10 (2000m)
Top Speed [km/h] (Section)	66.0 (2000m)
Race State	Finished



Toowoomba QLD Professional

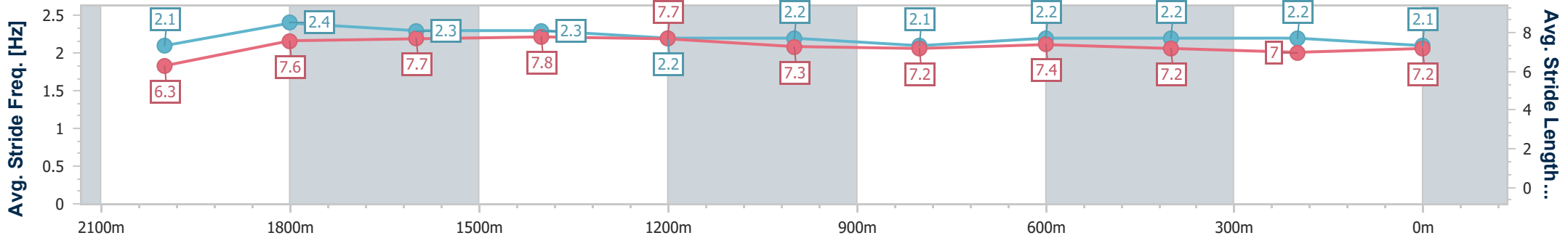
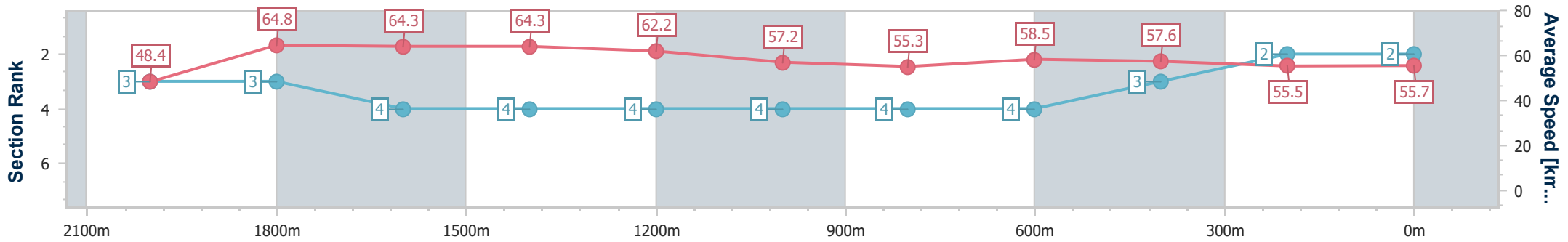
Race 6: Garth Perkins Memorial BM62 Handicap - 2150m

26 October 2024 - 20:42



Track Rating: Good 3, Weather: Fine, Rail Position: +1m Entire

Section	Overall	2000m	1800m	1600m	1400m	1200m	1000m	800m	600m	400m	200m
Section Times	2:13.23 [2] (0:11.14)	2:02.09 [3] (0:11.10)	1:50.99 [3] (0:11.22)	1:39.77 [4] (0:11.22)	1:28.55 [4] (0:11.71)	1:16.84 [4] (0:12.67)	1:04.17 [4] (0:13.19)	0:50.98 [4] (0:12.45)	0:38.53 [4] (0:12.59)	0:25.94 [3] (0:13.01)	0:12.93 [2] (0:12.93)
Average Speed [km/h]	48.4	64.8	64.3	64.3	62.2	57.2	55.3	58.5	57.6	55.5	55.7
Top Speed [km/h]	62.1	66.0	65.7	65.8	65.6	58.7	56.2	60.1	60.0	56.7	57.0
Avg. Dist. to Rail [m]	4.7	0.6	0.5	1.4	2.4	3.4	3.7	3.7	1.7	1.5	2.5
Avg. Stride Freq. [Hz]	2.1	2.4	2.3	2.3	2.2	2.2	2.1	2.2	2.2	2.2	2.1
Avg. Stride Length [m]	6.3	7.6	7.7	7.8	7.7	7.3	7.2	7.4	7.2	7.0	7.2



- [] Ranking at each section and finish
- .-.- No data available at this section
- NA No data available



Horse/Jockey Name	Trautman
Final Rank	3
Fastest Section Time (Section)	0:11.03 (1800m)
Top Speed [km/h] (Section)	66.1 (2000m)
Race State	Finished



Toowoomba QLD Professional

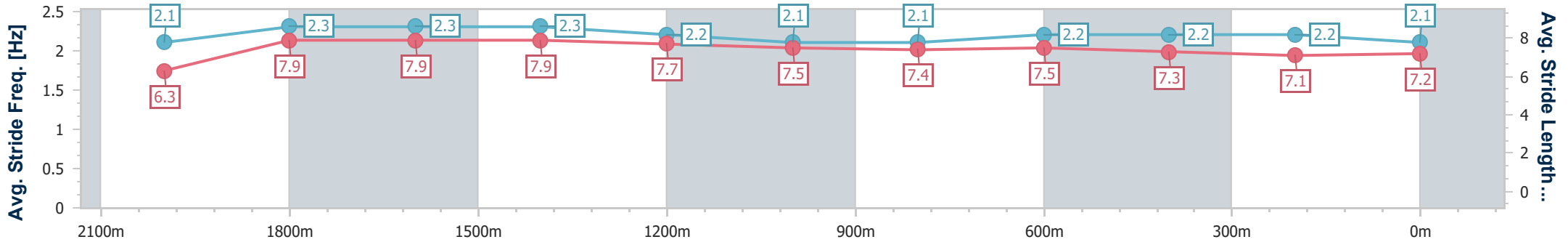
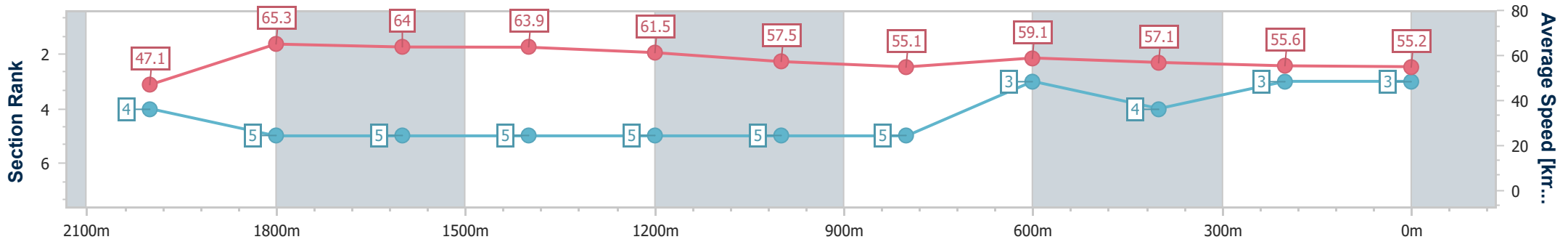
Race 6: Garth Perkins Memorial BM62 Handicap - 2150m

26 October 2024 - 20:42



Track Rating: Good 3, Weather: Fine, Rail Position: +1m Entire

Section	Overall	2000m	1800m	1600m	1400m	1200m	1000m	800m	600m	400m	200m
Section Times	2:13.33 [3] (0:11.41)	2:01.92 [4] (0:11.06)	1:50.86 [5] (0:11.03)	1:39.83 [5] (0:11.27)	1:28.56 [5] (0:11.80)	1:16.76 [5] (0:12.54)	1:04.22 [5] (0:13.19)	0:51.03 [5] (0:12.33)	0:38.70 [3] (0:12.74)	0:25.96 [4] (0:12.93)	0:13.03 [3] (0:13.03)
Average Speed [km/h]	47.1	65.3	64.0	63.9	61.5	57.5	55.1	59.1	57.1	55.6	55.2
Top Speed [km/h]	62.9	66.1	65.5	65.5	65.6	59.1	57.0	59.6	58.9	56.7	56.0
Avg. Dist. to Rail [m]	2.2	3.1	3.0	0.7	1.5	1.3	2.1	3.4	2.0	0.9	1.1
Avg. Stride Freq. [Hz]	2.1	2.3	2.3	2.3	2.2	2.1	2.1	2.2	2.2	2.2	2.1
Avg. Stride Length [m]	6.3	7.9	7.9	7.9	7.7	7.5	7.4	7.5	7.3	7.1	7.2



- [] Ranking at each section and finish
- .-.- No data available at this section
- NA No data available



Horse/Jockey Name	Radegast
Final Rank	4
Fastest Section Time (Section)	0:11.09 (2000m)
Top Speed [km/h] (Section)	66.6 (1800m)
Race State	Finished



Toowoomba QLD Professional

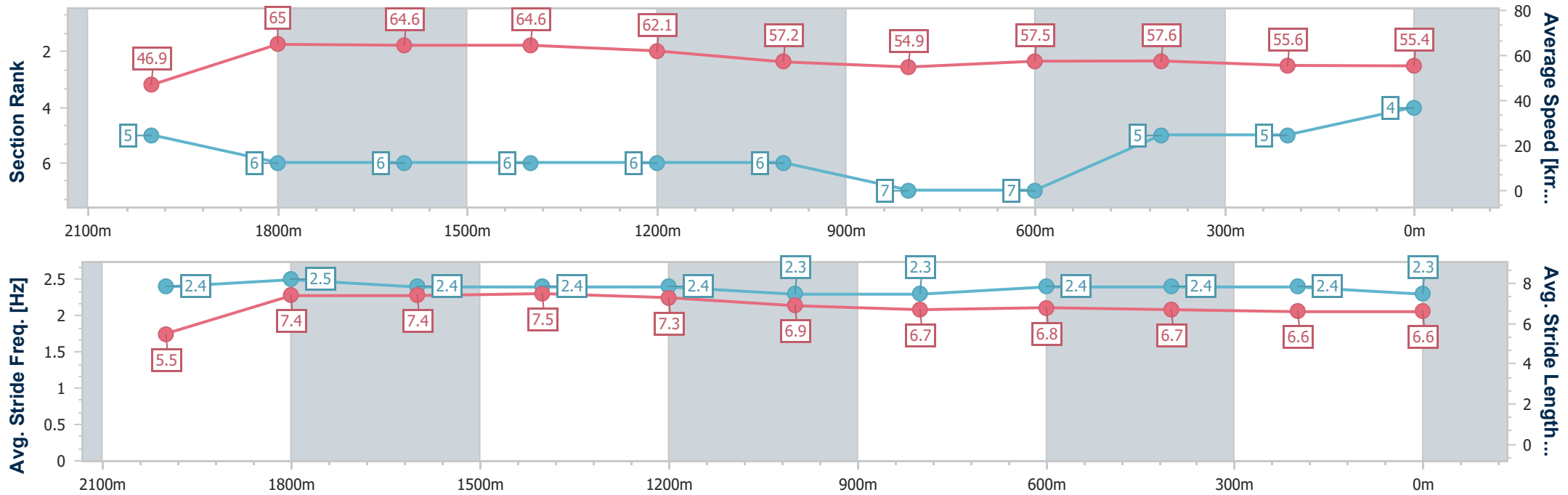
Race 6: Garth Perkins Memorial BM62 Handicap - 2150m

26 October 2024 - 20:42



Track Rating: Good 3, Weather: Fine, Rail Position: +1m Entire

Section	Overall	2000m	1800m	1600m	1400m	1200m	1000m	800m	600m	400m	200m
Section Times	2:13.85 [4] (0:11.53)	2:02.32 [5] (0:11.09)	1:51.23 [6] (0:11.15)	1:40.08 [6] (0:11.20)	1:28.88 [6] (0:11.75)	1:17.13 [6] (0:12.64)	1:04.49 [6] (0:13.29)	0:51.20 [7] (0:12.60)	0:38.60 [7] (0:12.65)	0:25.95 [5] (0:12.97)	0:12.98 [5]
Average Speed [km/h]	46.9	65.0	64.6	64.6	62.1	57.2	54.9	57.5	57.6	55.6	55.4
Top Speed [km/h]	62.6	66.3	66.6	66.2	65.2	59.3	55.9	59.8	59.2	56.3	55.7
Avg. Dist. to Rail [m]	9.3	1.8	0.3	1.6	2.9	3.5	4.0	2.8	1.5	1.3	2.0
Avg. Stride Freq. [Hz]	2.4	2.5	2.4	2.4	2.4	2.3	2.3	2.4	2.4	2.4	2.3
Avg. Stride Length [m]	5.5	7.4	7.4	7.5	7.3	6.9	6.7	6.8	6.7	6.6	6.6



- [] Ranking at each section and finish
- .-.- No data available at this section
- NA No data available



Horse/Jockey Name	Royal George
Final Rank	5
Fastest Section Time (Section)	0:11.13 (1600m)
Top Speed [km/h] (Section)	66.1 (1600m)
Race State	Finished



Toowoomba QLD Professional

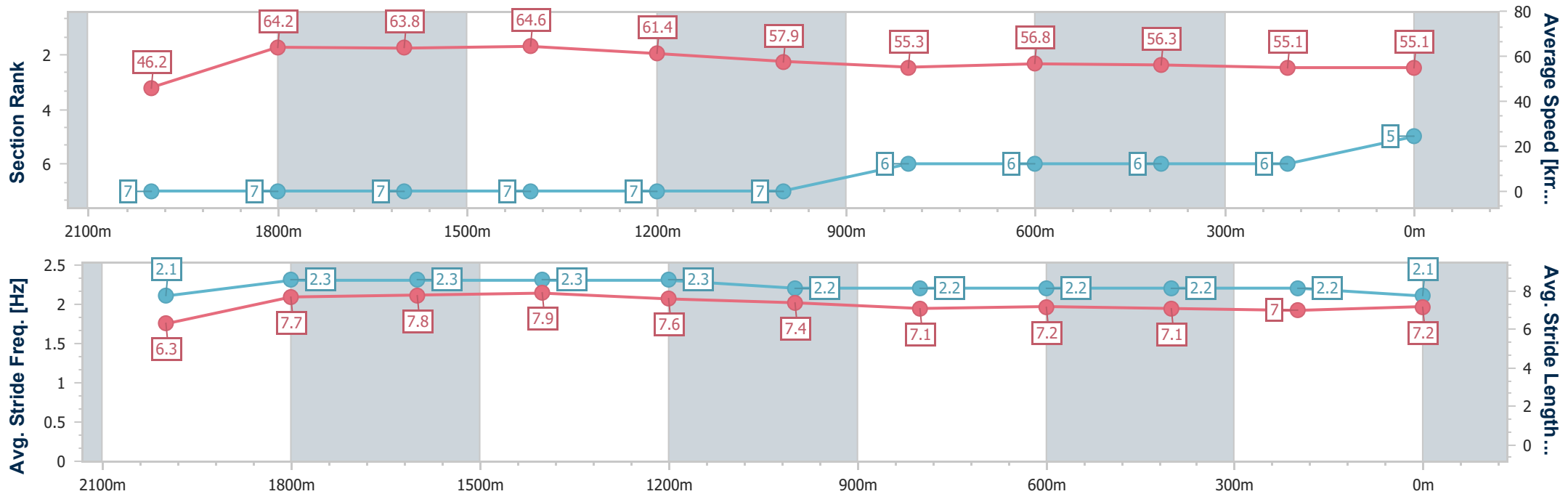
Race 6: Garth Perkins Memorial BM62 Handicap - 2150m

26 October 2024 - 20:42



Track Rating: Good 3, Weather: Fine, Rail Position: +1m Entire

Section	Overall	2000m	1800m	1600m	1400m	1200m	1000m	800m	600m	400m	200m
Section Times	2:13.94 [5] (0:11.74)	2:02.20 [7] (0:11.21)	1:50.99 [7] (0:11.21)	1:39.78 [7] (0:11.13)	1:28.65 [7] (0:11.69)	1:16.96 [7] (0:12.46)	1:04.50 [7] (0:13.02)	0:51.48 [6] (0:12.70)	0:38.78 [6] (0:12.79)	0:25.99 [6] (0:12.95)	0:13.04 [6] (0:13.04)
Average Speed [km/h]	46.2	64.2	63.8	64.6	61.4	57.9	55.3	56.8	56.3	55.1	55.1
Top Speed [km/h]	62.5	65.1	64.8	66.1	65.4	59.7	56.8	58.2	58.2	56.2	56.4
Avg. Dist. to Rail [m]	10.0	0.9	1.3	0.7	0.7	0.7	0.7	0.6	1.0	1.0	1.0
Avg. Stride Freq. [Hz]	2.1	2.3	2.3	2.3	2.3	2.2	2.2	2.2	2.2	2.2	2.1
Avg. Stride Length [m]	6.3	7.7	7.8	7.9	7.6	7.4	7.1	7.2	7.1	7.0	7.2



- [] Ranking at each section and finish
- .-.- No data available at this section
- NA No data available



Horse/Jockey Name	Chasing Jackley
Final Rank	6
Fastest Section Time (Section)	0:10.80 (2000m)
Top Speed [km/h] (Section)	67.5 (2000m)
Race State	Finished



Toowoomba QLD Professional

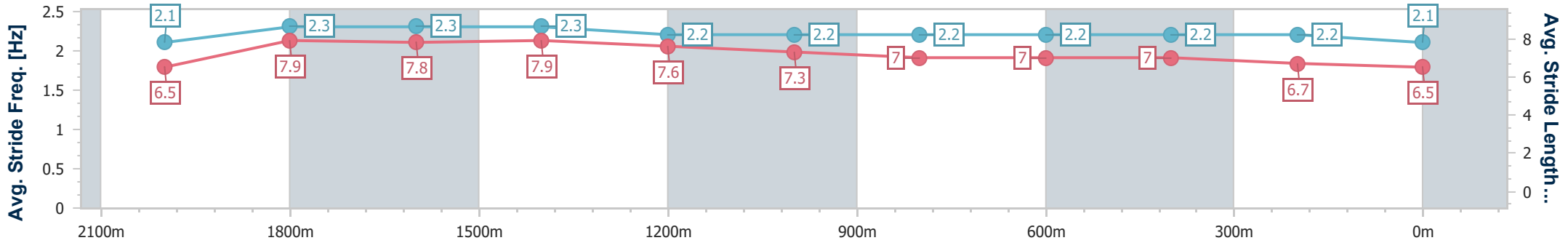
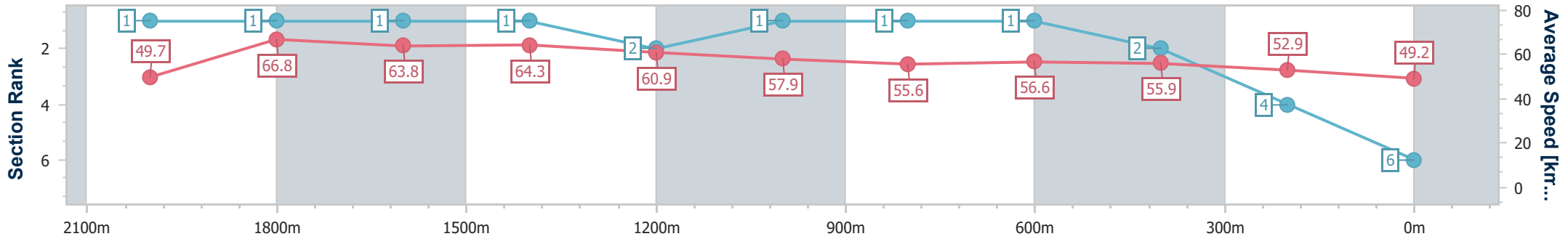
Race 6: Garth Perkins Memorial BM62 Handicap - 2150m

26 October 2024 - 20:42



Track Rating: Good 3, Weather: Fine, Rail Position: +1m Entire

Section	Overall	2000m	1800m	1600m	1400m	1200m	1000m	800m	600m	400m	200m
Section Times	2:15.38 [6] (0:10.90)	2:04.48 [1] (0:10.80)	1:53.68 [1] (0:11.10)	1:42.58 [1] (0:11.23)	1:31.35 [1] (0:11.97)	1:19.38 [2] (0:12.47)	1:06.91 [1] (0:13.09)	0:53.82 [1] (0:12.75)	0:41.07 [1] (0:12.89)	0:28.18 [2] (0:13.51)	0:14.67 [4] (0:14.67)
Average Speed [km/h]	49.7	66.8	63.8	64.3	60.9	57.9	55.6	56.6	55.9	52.9	49.2
Top Speed [km/h]	67.3	67.5	65.7	65.8	64.5	59.8	56.4	57.6	57.7	53.8	51.7
Avg. Dist. to Rail [m]	3.0	3.2	2.5	0.6	2.5	2.4	2.6	1.3	0.5	1.4	0.9
Avg. Stride Freq. [Hz]	2.1	2.3	2.3	2.3	2.2	2.2	2.2	2.2	2.2	2.2	2.1
Avg. Stride Length [m]	6.5	7.9	7.8	7.9	7.6	7.3	7.0	7.0	7.0	6.7	6.5



- [] Ranking at each section and finish
- .-.- No data available at this section
- NA No data available



Horse/Jockey Name	Deshorente
Final Rank	7
Fastest Section Time (Section)	0:10.72 (2000m)
Top Speed [km/h] (Section)	68.4 (2000m)
Race State	Finished



Toowoomba QLD Professional

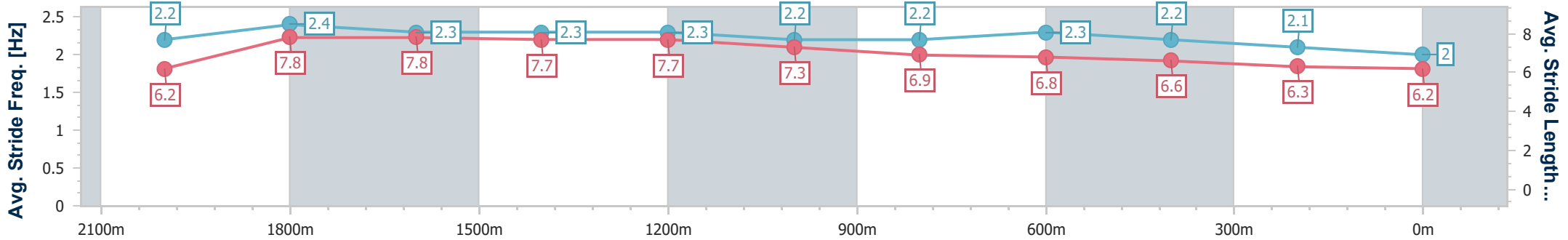
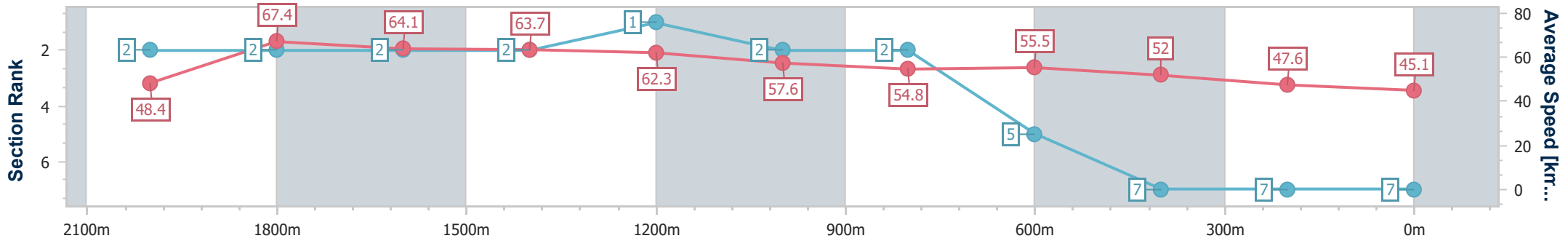
Race 6: Garth Perkins Memorial BM62 Handicap - 2150m

26 October 2024 - 20:42



Track Rating: Good 3, Weather: Fine, Rail Position: +1m Entire

Section	Overall	2000m	1800m	1600m	1400m	1200m	1000m	800m	600m	400m	200m
Section Times	2:19.82 [7] (0:11.13)	2:08.69 [2] (0:10.72)	1:57.97 [2] (0:11.10)	1:46.87 [2] (0:11.26)	1:35.61 [2] (0:11.74)	1:23.87 [1] (0:12.55)	1:11.32 [2] (0:13.35)	0:57.97 [2] (0:13.11)	0:44.86 [5] (0:13.85)	0:31.01 [7] (0:15.03)	0:15.98 [7] (0:15.98)
Average Speed [km/h]	48.4	67.4	64.1	63.7	62.3	57.6	54.8	55.5	52.0	47.6	45.1
Top Speed [km/h]	66.7	68.4	65.7	65.1	65.0	59.2	55.9	56.1	54.7	48.7	46.5
Avg. Dist. to Rail [m]	5.2	1.6	2.4	0.8	2.8	3.6	4.0	2.4	0.3	0.9	1.2
Avg. Stride Freq. [Hz]	2.2	2.4	2.3	2.3	2.3	2.2	2.2	2.3	2.2	2.1	2.0
Avg. Stride Length [m]	6.2	7.8	7.8	7.7	7.7	7.3	6.9	6.8	6.6	6.3	6.2



- [] Ranking at each section and finish
- .-.- No data available at this section
- NA No data available