



Doomben QLD Professional

Race 9: Ladbrokes Cox Plate Raceday OPEN Handicap - 1110m

26 October 2024 - 16:38



BRISBANE
RACING CLUB

Track Rating: Good 4, Weather: Fine, Rail Position: +0.5m Entire

Section													Last 600m					
Field Times		Overall	1000m	800m	600m	400m	200m						0:33.20					
		1:03.03 (0:08.09)	0:54.94 (0:10.86)	0:44.08 (0:10.88)	0:33.20 (0:11.03)	0:22.17 (0:10.64)	0:11.53 (0:11.53)											
Rank	TAB	Horse/Jockey	Barrier	Top Speed [km/h]	Fastest Section												Margin	Distance Travelled [m]
1	4	TIGER SHARK Jake Bayliss	6	68.4 400m	0:08.09 Overall	1:03.03 [1] (0:08.09)	0:54.94 [1] (0:10.86)	0:44.08 [1] (0:10.88)	0:33.20 [1] (0:11.03)	0:22.17 [1] (0:10.64)	0:11.53 [1] (0:11.53)	1:03.03	0:33.20					
2	7	SALTAIRE Emily Lang	7	70.1 400m	0:08.64 Overall	1:03.36 [2] (0:08.64)	0:54.72 [6] (0:10.95)	0:43.77 [6] (0:10.90)	0:32.87 [6] (0:10.95)	0:21.92 [6] (0:10.50)	0:11.42 [3] (0:11.42)	1.89L	0:32.87	-1				
3	1	RUBIQUITOUS Cody Collis	1	69.3 1000m	0:08.31 Overall	1:03.41 [3] (0:08.31)	0:55.10 [3] (0:10.84)	0:44.26 [3] (0:10.98)	0:33.28 [3] (0:10.92)	0:22.36 [3] (0:10.79)	0:11.57 [2] (0:11.57)	2.2L	0:33.28	-3				
4	2	GOLDSBOROUGH Nikita Beriman	9	68.8 400m	0:08.76 Overall	1:03.53 [4] (0:08.76)	0:54.77 [8] (0:11.22)	0:43.55 [9] (0:10.87)	0:32.68 [9] (0:10.89)	0:21.79 [9] (0:10.58)	0:11.21 [7] (0:11.21)	2.9L	0:32.68	-4				
5	3	OVIDIUS Taylor Marshall	4	67.2 400m	0:08.46 Overall	1:03.56 [5] (0:08.46)	0:55.10 [5] (0:10.94)	0:44.16 [5] (0:10.85)	0:33.31 [5] (0:10.98)	0:22.33 [4] (0:10.83)	0:11.50 [5] (0:11.50)	3.06L	0:33.31	-4				
6	5	MAHBABY Mark Du Plessis	3	68.8 400m	0:08.81 Overall	1:03.67 [6] (0:08.81)	0:54.86 [9] (0:10.91)	0:43.95 [8] (0:10.98)	0:32.97 [8] (0:10.99)	0:21.98 [8] (0:10.66)	0:11.32 [9] (0:11.32)	3.76L	0:32.97	+2				
7	8	XPRESSO Tahlia Fenlon	8	68.2 400m	0:08.42 Overall	1:03.78 [7] (0:08.42)	0:55.36 [4] (0:10.89)	0:44.47 [4] (0:10.93)	0:33.54 [4] (0:11.03)	0:22.51 [5] (0:10.81)	0:11.70 [6] (0:11.70)	4.36L	0:33.54	+2				
8	9	KAVAK Samantha Collett	2	67.3 400m	0:08.64 Overall	1:03.78 [8] (0:08.64)	0:55.14 [7] (0:11.07)	0:44.07 [7] (0:10.96)	0:33.11 [7] (0:10.95)	0:22.16 [7] (0:10.73)	0:11.43 [8] (0:11.43)	4.41L	0:33.11	-5				
9	6	THELWELL Justin Stanley	5	68.7 1000m	0:08.29 Overall	1:04.14 [9] (0:08.29)	0:55.85 [2] (0:10.78)	0:45.07 [2] (0:11.03)	0:34.04 [2] (0:10.95)	0:23.09 [2] (0:10.92)	0:12.17 [4] (0:12.17)	6.49L	0:34.04	-2				

Scratched: Acres Away (#10)

[] Ranking at each section and finish
 -:-:- No data available at this section
 NA No data available

SCN Saddle cloth number
 DNF Did not finish
 DNT Did not track



Horse/Jockey Name	Tiger Shark
Final Rank	1
Fastest Section Time (Section)	0:08.09 (Overall)
Top Speed [km/h] (Section)	68.4 (400m)
Race State	Finished



Doomben QLD Professional



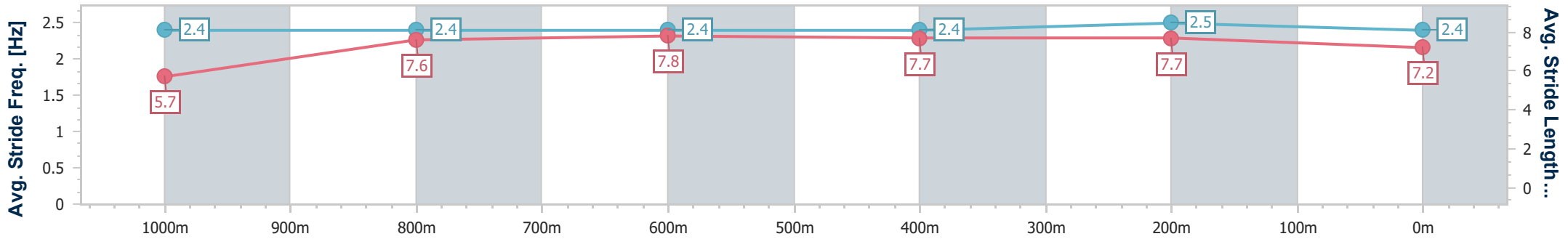
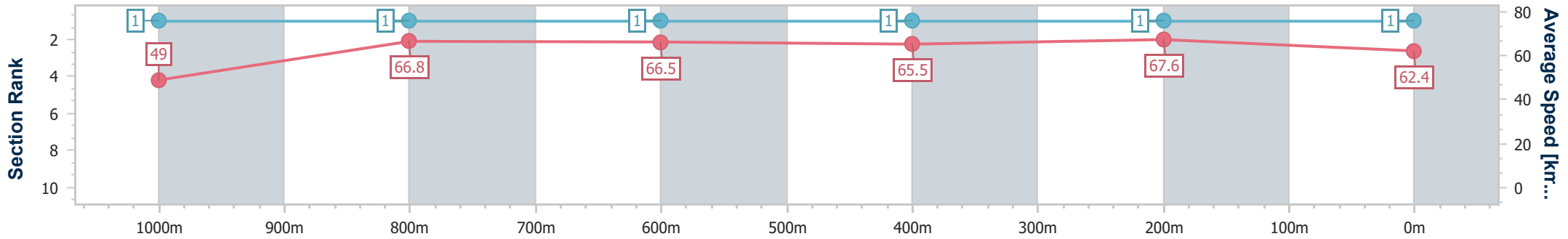
Race 9: Ladbrokes Cox Plate Raceday OPEN Handicap - 1110m

26 October 2024 - 16:38

Track Rating: Good 4, Weather: Fine, Rail Position: +0.5m Entire

BRISBANE RACING CLUB

Section	Overall	1000m	800m	600m	400m	200m
Section Times	1:03.03 [1] (0:08.09)	0:54.94 [1] (0:10.86)	0:44.08 [1] (0:10.88)	0:33.20 [1] (0:11.03)	0:22.17 [1] (0:10.64)	0:11.53 [1] (0:11.53)
Average Speed [km/h]	49.0	66.8	66.5	65.5	67.6	62.4
Top Speed [km/h]	67.1	67.7	67.5	66.4	68.4	67.3
Avg. Dist. to Rail [m]	6.1	1.5	1.3	0.7	0.8	0.4
Avg. Stride Freq. [Hz]	2.4	2.4	2.4	2.4	2.5	2.4
Avg. Stride Length [m]	5.7	7.6	7.8	7.7	7.7	7.2



- [] Ranking at each section and finish
- .-.- No data available at this section
- NA No data available



Horse/Jockey Name	Saltaire
Final Rank	2
Fastest Section Time (Section)	0:08.64 (Overall)
Top Speed [km/h] (Section)	70.1 (400m)
Race State	Finished



Doomben QLD Professional



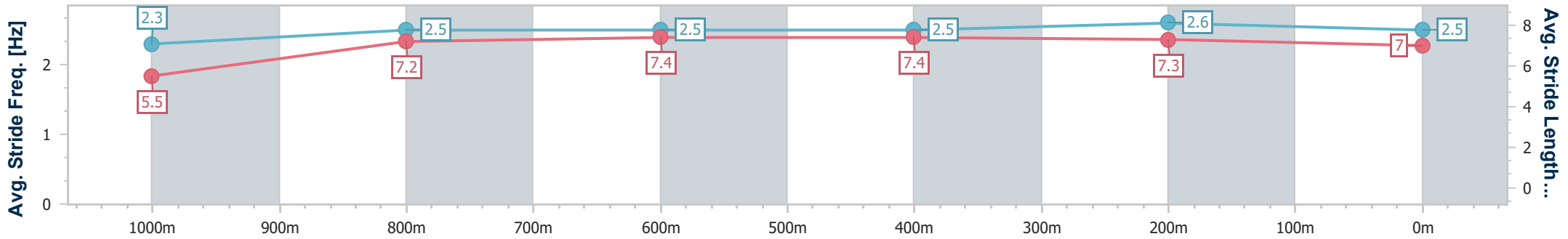
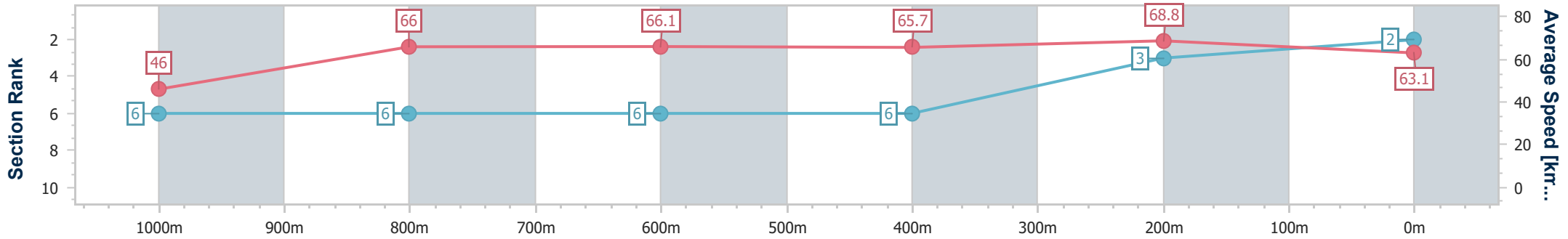
Race 9: Ladbrokes Cox Plate Raceday OPEN Handicap - 1110m

26 October 2024 - 16:38

Track Rating: Good 4, Weather: Fine, Rail Position: +0.5m Entire

BRISBANE RACING CLUB

Section	Overall	1000m	800m	600m	400m	200m
Section Times	1:03.36 [2] (0:08.64)	0:54.72 [6] (0:10.95)	0:43.77 [6] (0:10.90)	0:32.87 [6] (0:10.95)	0:21.92 [6] (0:10.50)	0:11.42 [3]
Average Speed [km/h]	46.0	66.0	66.1	65.7	68.8	63.1
Top Speed [km/h]	65.4	68.3	66.7	67.3	70.1	68.9
Avg. Dist. to Rail [m]	5.4	1.6	0.3	0.5	2.9	4.0
Avg. Stride Freq. [Hz]	2.3	2.5	2.5	2.5	2.6	2.5
Avg. Stride Length [m]	5.5	7.2	7.4	7.4	7.3	7.0



- [] Ranking at each section and finish
- .-.- No data available at this section
- NA No data available



Horse/Jockey Name	Rubiquitous
Final Rank	3
Fastest Section Time (Section)	0:08.31 (Overall)
Top Speed [km/h] (Section)	69.3 (1000m)
Race State	Finished



Doomben QLD Professional



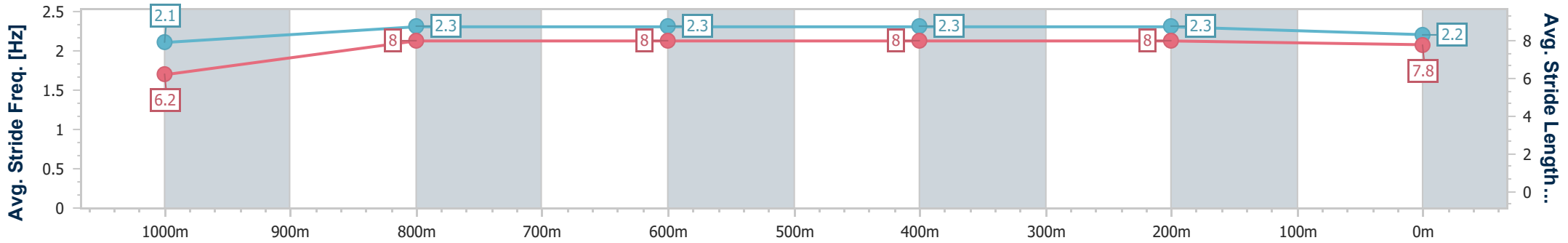
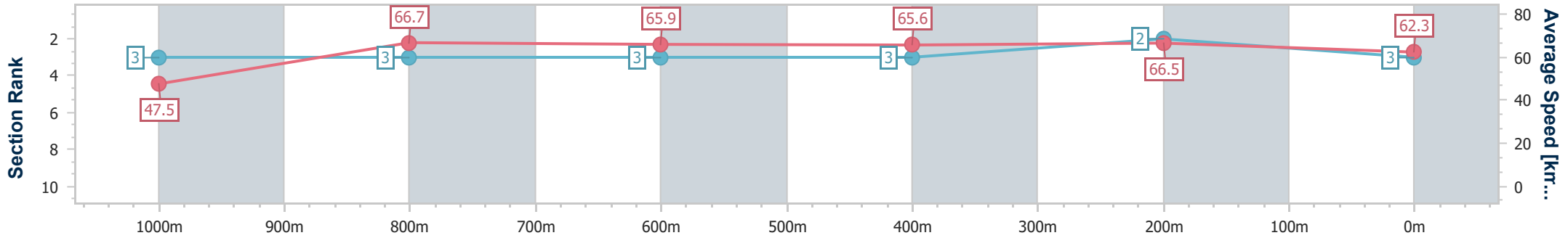
Race 9: Ladbrokes Cox Plate Raceday OPEN Handicap - 1110m

26 October 2024 - 16:38

Track Rating: Good 4, Weather: Fine, Rail Position: +0.5m Entire

BRISBANE RACING CLUB

Section	Overall	1000m	800m	600m	400m	200m
Section Times	1:03.41 [3] (0:08.31)	0:55.10 [3] (0:10.84)	0:44.26 [3] (0:10.98)	0:33.28 [3] (0:10.92)	0:22.36 [3] (0:10.79)	0:11.57 [2] (0:11.57)
Average Speed [km/h]	47.5	66.7	65.9	65.6	66.5	62.3
Top Speed [km/h]	65.4	69.3	66.9	66.6	67.7	65.5
Avg. Dist. to Rail [m]	1.7	1.1	0.6	0.6	0.9	1.1
Avg. Stride Freq. [Hz]	2.1	2.3	2.3	2.3	2.3	2.2
Avg. Stride Length [m]	6.2	8.0	8.0	8.0	8.0	7.8



- [] Ranking at each section and finish
- .-.- No data available at this section
- NA No data available



Horse/Jockey Name	Goldsborough
Final Rank	4
Fastest Section Time (Section)	0:08.76 (Overall)
Top Speed [km/h] (Section)	68.8 (400m)
Race State	Finished



Doomben QLD Professional



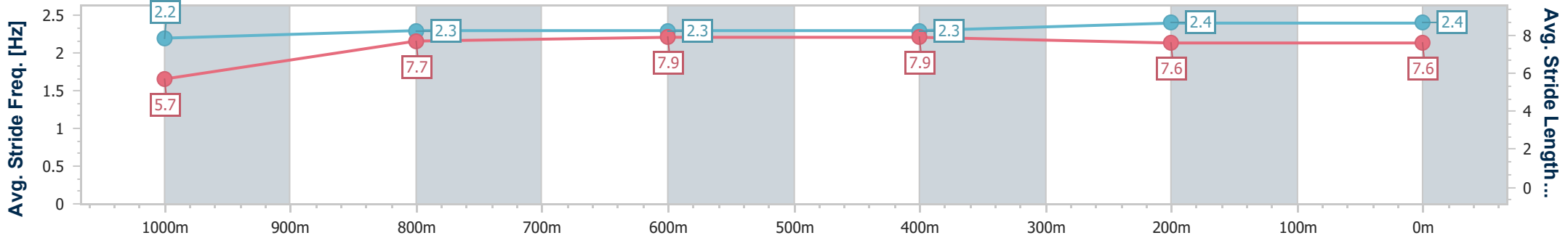
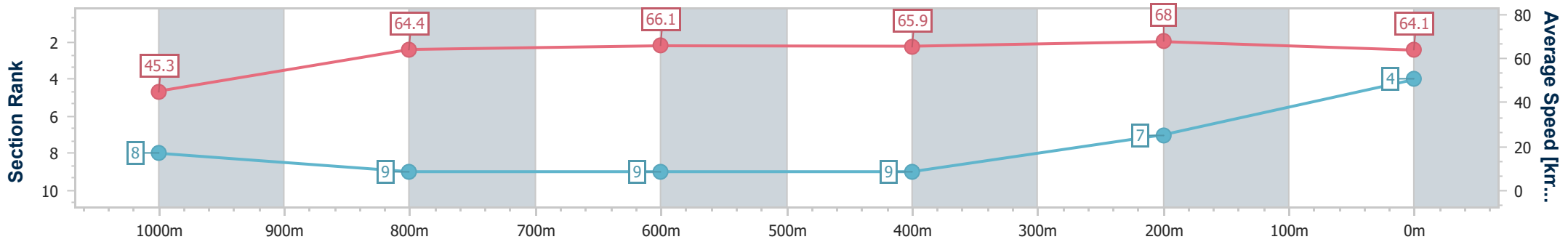
Race 9: Ladbrokes Cox Plate Raceday OPEN Handicap - 1110m

26 October 2024 - 16:38

Track Rating: Good 4, Weather: Fine, Rail Position: +0.5m Entire

BRISBANE RACING CLUB

Section	Overall	1000m	800m	600m	400m	200m
Section Times	1:03.53 [4] (0:08.76)	0:54.77 [8] (0:11.22)	0:43.55 [9] (0:10.87)	0:32.68 [9] (0:10.89)	0:21.79 [9] (0:10.58)	0:11.21 [7]
Average Speed [km/h]	45.3	64.4	66.1	65.9	68.0	64.1
Top Speed [km/h]	63.1	65.6	67.1	66.7	68.8	67.1
Avg. Dist. to Rail [m]	8.6	2.3	0.2	0.9	1.3	3.4
Avg. Stride Freq. [Hz]	2.2	2.3	2.3	2.3	2.4	2.4
Avg. Stride Length [m]	5.7	7.7	7.9	7.9	7.6	7.6



- [] Ranking at each section and finish
- .-.- No data available at this section
- NA No data available



Horse/Jockey Name	Ovidius
Final Rank	5
Fastest Section Time (Section)	0:08.46 (Overall)
Top Speed [km/h] (Section)	67.2 (400m)
Race State	Finished



Doomben QLD Professional



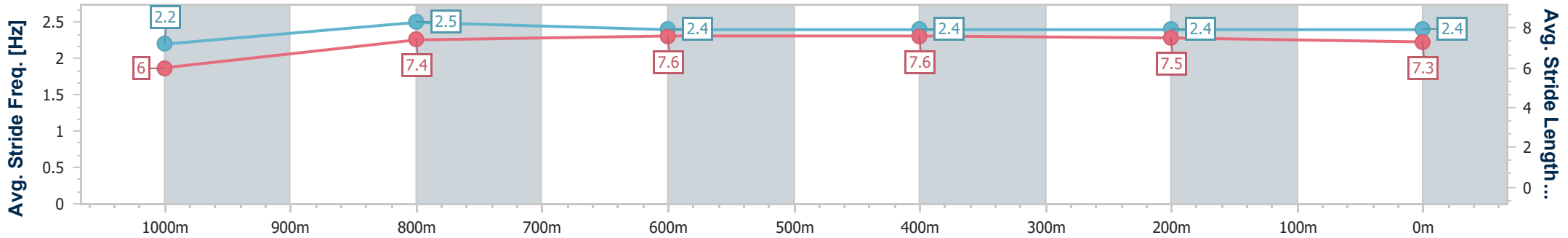
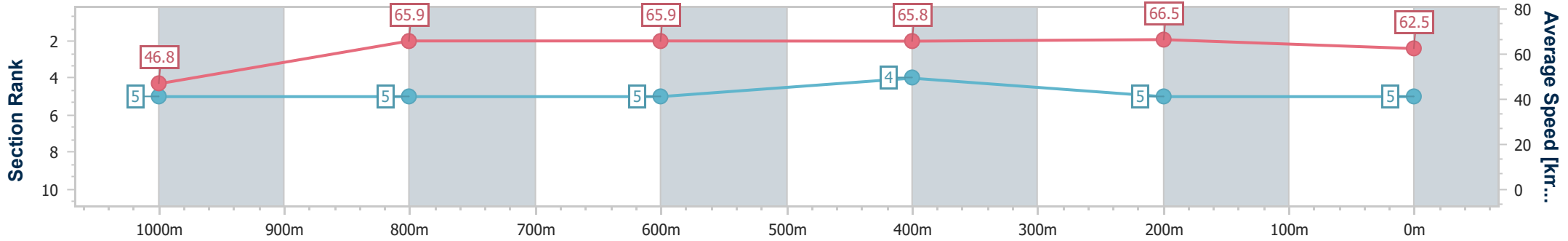
Race 9: Ladbrokes Cox Plate Raceday OPEN Handicap - 1110m

26 October 2024 - 16:38

Track Rating: Good 4, Weather: Fine, Rail Position: +0.5m Entire

BRISBANE RACING CLUB

Section	Overall	1000m	800m	600m	400m	200m
Section Times	1:03.56 [5] (0:08.46)	0:55.10 [5] (0:10.94)	0:44.16 [5] (0:10.85)	0:33.31 [5] (0:10.98)	0:22.33 [4] (0:10.83)	0:11.50 [5] (0:11.50)
Average Speed [km/h]	46.8	65.9	65.9	65.8	66.5	62.5
Top Speed [km/h]	64.4	67.2	66.5	66.1	67.2	66.7
Avg. Dist. to Rail [m]	2.8	0.3	0.8	0.3	0.7	1.0
Avg. Stride Freq. [Hz]	2.2	2.5	2.4	2.4	2.4	2.4
Avg. Stride Length [m]	6.0	7.4	7.6	7.6	7.5	7.3



- [] Ranking at each section and finish
- .-.- No data available at this section
- NA No data available



Horse/Jockey Name	Mahbaby
Final Rank	6
Fastest Section Time (Section)	0:08.81 (Overall)
Top Speed [km/h] (Section)	68.8 (400m)
Race State	Finished



Doomben QLD Professional



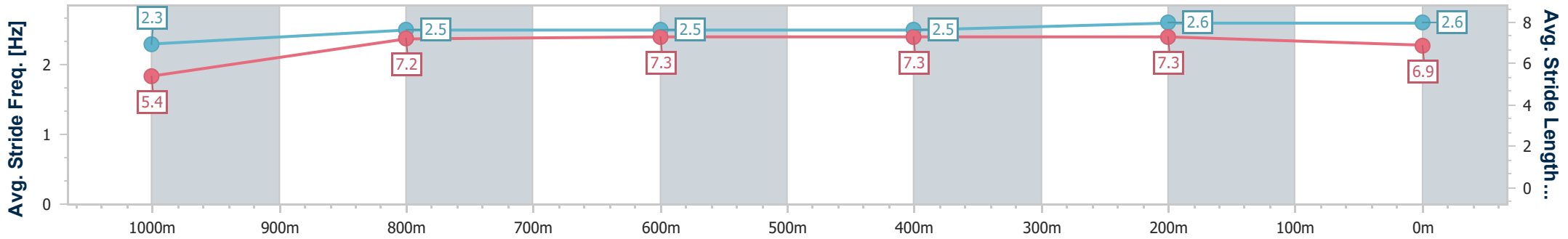
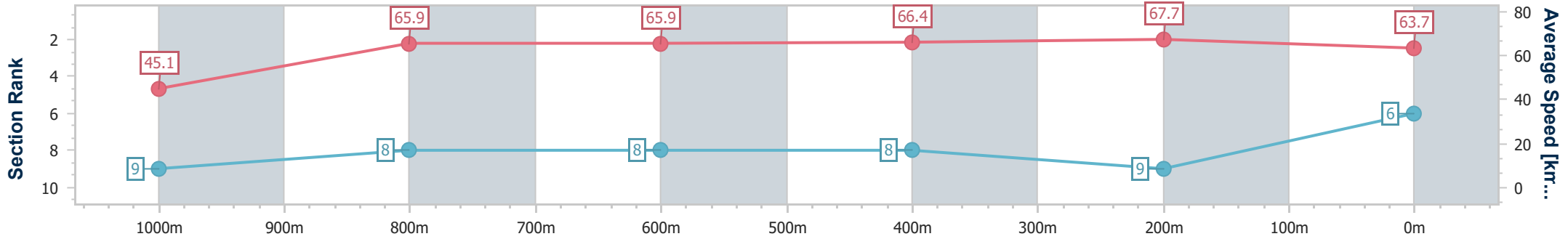
Race 9: Ladbrokes Cox Plate Raceday OPEN Handicap - 1110m

26 October 2024 - 16:38

Track Rating: Good 4, Weather: Fine, Rail Position: +0.5m Entire

BRISBANE RACING CLUB

Section	Overall	1000m	800m	600m	400m	200m
Section Times	1:03.67 [6] (0:08.81)	0:54.86 [9] (0:10.91)	0:43.95 [8] (0:10.98)	0:32.97 [8] (0:10.99)	0:21.98 [8] (0:10.66)	0:11.32 [9] (0:11.32)
Average Speed [km/h]	45.1	65.9	65.9	66.4	67.7	63.7
Top Speed [km/h]	64.4	67.6	67.0	67.5	68.8	67.4
Avg. Dist. to Rail [m]	2.8	0.6	1.2	1.8	3.3	7.6
Avg. Stride Freq. [Hz]	2.3	2.5	2.5	2.5	2.6	2.6
Avg. Stride Length [m]	5.4	7.2	7.3	7.3	7.3	6.9



- [] Ranking at each section and finish
- .-.- No data available at this section
- NA No data available



Horse/Jockey Name	Xpresso
Final Rank	7
Fastest Section Time (Section)	0:08.42 (Overall)
Top Speed [km/h] (Section)	68.2 (400m)
Race State	Finished



Doomben QLD Professional



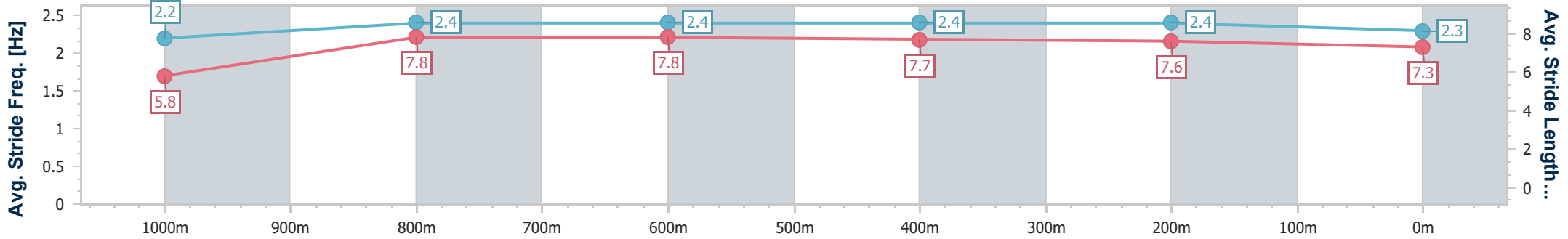
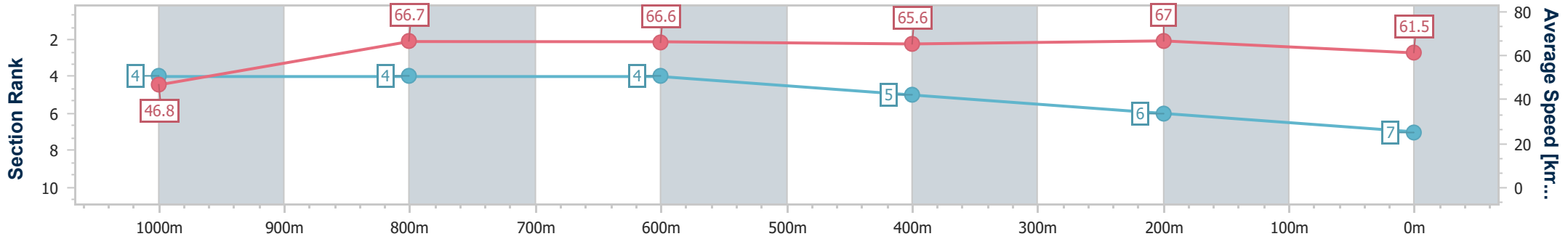
Race 9: Ladbrokes Cox Plate Raceday OPEN Handicap - 1110m

26 October 2024 - 16:38

Track Rating: Good 4, Weather: Fine, Rail Position: +0.5m Entire

BRISBANE RACING CLUB

Section	Overall	1000m	800m	600m	400m	200m
Section Times	1:03.78 [7] (0:08.42)	0:55.36 [4] (0:10.89)	0:44.47 [4] (0:10.93)	0:33.54 [4] (0:11.03)	0:22.51 [5] (0:10.81)	0:11.70 [6] (0:11.70)
Average Speed [km/h]	46.8	66.7	66.6	65.6	67.0	61.5
Top Speed [km/h]	64.8	68.1	68.1	67.0	68.2	64.8
Avg. Dist. to Rail [m]	7.3	2.3	2.0	1.5	2.1	3.9
Avg. Stride Freq. [Hz]	2.2	2.4	2.4	2.4	2.4	2.3
Avg. Stride Length [m]	5.8	7.8	7.8	7.7	7.6	7.3



- [] Ranking at each section and finish
- .-.- No data available at this section
- NA No data available



Horse/Jockey Name	Kavak
Final Rank	8
Fastest Section Time (Section)	0:08.64 (Overall)
Top Speed [km/h] (Section)	67.3 (400m)
Race State	Finished



Doomben QLD Professional



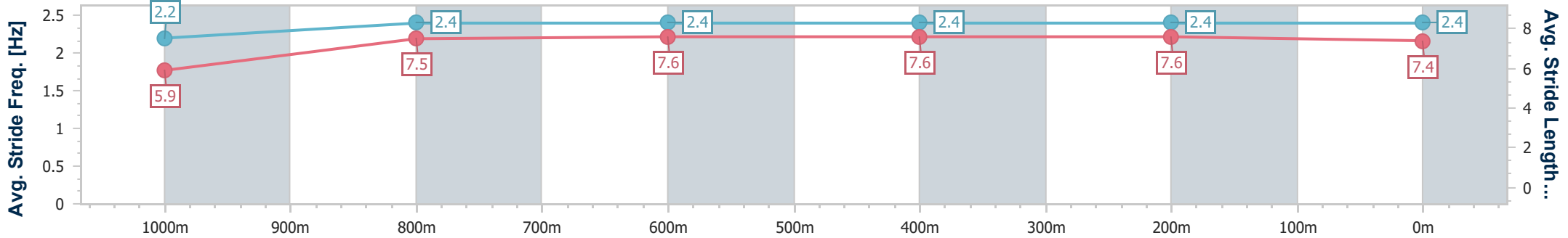
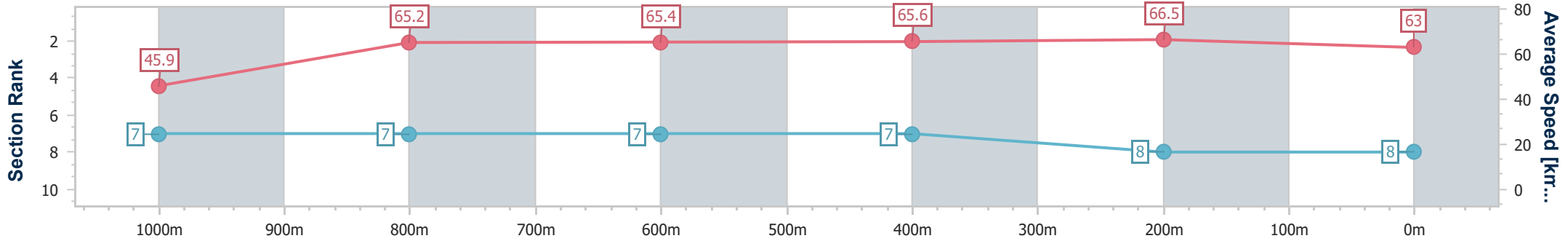
Race 9: Ladbrokes Cox Plate Raceday OPEN Handicap - 1110m

26 October 2024 - 16:38

Track Rating: Good 4, Weather: Fine, Rail Position: +0.5m Entire

BRISBANE RACING CLUB

Section	Overall	1000m	800m	600m	400m	200m
Section Times	1:03.78 [8] (0:08.64)	0:55.14 [7] (0:11.07)	0:44.07 [7] (0:10.96)	0:33.11 [7] (0:10.95)	0:22.16 [7] (0:10.73)	0:11.43 [8] (0:11.43)
Average Speed [km/h]	45.9	65.2	65.4	65.6	66.5	63.0
Top Speed [km/h]	64.1	66.1	66.6	67.0	67.3	67.1
Avg. Dist. to Rail [m]	1.8	0.2	0.4	1.2	1.7	0.3
Avg. Stride Freq. [Hz]	2.2	2.4	2.4	2.4	2.4	2.4
Avg. Stride Length [m]	5.9	7.5	7.6	7.6	7.6	7.4



- [] Ranking at each section and finish
- .-.-.- No data available at this section
- NA No data available



Horse/Jockey Name	Thelwell
Final Rank	9
Fastest Section Time (Section)	0:08.29 (Overall)
Top Speed [km/h] (Section)	68.7 (1000m)
Race State	Finished



Doomben QLD Professional



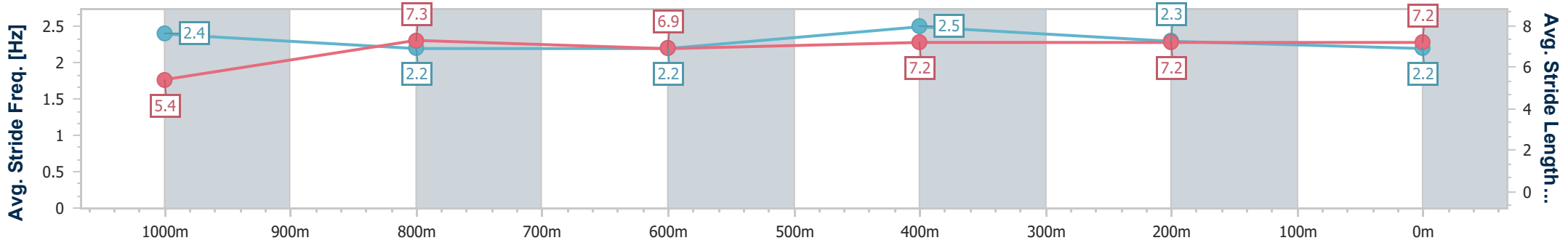
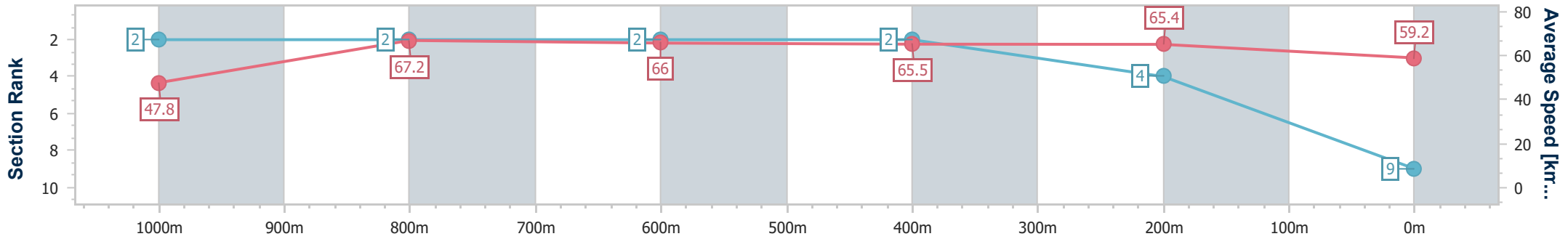
Race 9: Ladbrokes Cox Plate Raceday OPEN Handicap - 1110m

26 October 2024 - 16:38

Track Rating: Good 4, Weather: Fine, Rail Position: +0.5m Entire

BRISBANE RACING CLUB

Section	Overall	1000m	800m	600m	400m	200m
Section Times	1:04.14 [9] (0:08.29)	0:55.85 [2] (0:10.78)	0:45.07 [2] (0:11.03)	0:34.04 [2] (0:10.95)	0:23.09 [2] (0:10.92)	0:12.17 [4] (0:12.17)
Average Speed [km/h]	47.8	67.2	66.0	65.5	65.4	59.2
Top Speed [km/h]	64.5	68.7	68.0	66.6	66.8	65.1
Avg. Dist. to Rail [m]	4.1	1.8	1.6	1.1	2.4	0.4
Avg. Stride Freq. [Hz]	2.4	2.2	2.2	2.5	2.3	2.2
Avg. Stride Length [m]	5.4	7.3	6.9	7.2	7.2	7.2



- [] Ranking at each section and finish
- .-.- No data available at this section
- NA No data available