



Doomben QLD Professional

Race 5: Ladbrokes State of Rest 2021 BM70 Handicap - 2000m

26 October 2024 - 14:00



BRISBANE
RACING CLUB

Track Rating: Good 4, Weather: Fine, Rail Position: +0.5m Entire

Section														
Field Times														
	Overall	1800m	1600m	1400m	1200m	1000m	800m	Last 600m						
	2:02.77 (0:14.16)	1:48.61 (0:11.42)	1:37.19 (0:11.96)	1:25.23 (0:12.70)	1:12.53 (0:12.87)	0:59.66 (0:12.45)	0:47.21 (0:12.51)	0:34.70						
Rank	TAB	Horse/Jockey	Barrier	Top Speed [km/h]	Fastest Section								Distance Travelled [m]	
1	16	NEW JOY Angela Jones	12	65.0 400m	0:11.24 400m	2:02.77 [1] (0:14.19)	1:48.58 [4] (0:11.39)	1:37.19 [1] (0:11.96)	1:25.23 [1] (0:12.70)	1:12.53 [1] (0:12.87)	0:59.66 [1] (0:12.45)	0:47.21 [1] (0:12.51)	0:34.70	
2	8	ALDEENAARY Ryan Maloney	2	65.1 400m	0:11.20 400m	2:03.05 [2] (0:14.34)	1:48.71 [6] (0:11.68)	1:37.03 [6] (0:12.54)	1:24.49 [6] (0:12.71)	1:11.78 [6] (0:12.63)	0:59.15 [6] (0:12.38)	0:46.77 [5] (0:12.47)	0:34.30	-1
3	2	AIDEN Kyle Wilson-Taylor	8	64.3 1800m	0:11.45 400m	2:03.38 [3] (0:14.24)	1:49.14 [5] (0:11.47)	1:37.67 [2] (0:12.23)	1:25.44 [2] (0:12.71)	1:12.73 [2] (0:12.78)	0:59.95 [3] (0:12.62)	0:47.33 [3] (0:12.40)	0:34.93	-3
4	6	PEPPERDINE Emily Lang	4	64.9 400m	0:11.22 400m	2:03.41 [4] (0:14.16)	1:49.25 [1] (0:11.57)	1:37.68 [4] (0:12.50)	1:25.18 [4] (0:12.73)	1:12.45 [4] (0:12.66)	0:59.79 [4] (0:12.67)	0:47.12 [6] (0:12.45)	0:34.67	+1
5	10	RING BEARER Nikita Beriman	13	64.2 1800m	0:11.40 400m	2:03.42 [5] (0:14.19)	1:49.23 [3] (0:11.71)	1:37.52 [5] (0:12.62)	1:24.90 [5] (0:12.65)	1:12.25 [5] (0:12.57)	0:59.68 [5] (0:12.34)	0:47.34 [4] (0:12.44)	0:34.90	+7
6	4	ROLLER COASTER Cody Collis	6	65.4 400m	0:11.26 400m	2:03.49 [6] (0:14.39)	1:49.10 [7] (0:11.71)	1:37.39 [7] (0:12.77)	1:24.62 [7] (0:12.65)	1:11.97 [7] (0:12.73)	0:59.24 [7] (0:12.40)	0:46.84 [8] (0:12.40)	0:34.44	+4
7	12	BITOFTHEBLARNEY Andrew Mallyon	10	65.5 400m	0:11.12 400m	2:03.51 [7] (0:14.73)	1:48.78 [10] (0:11.94)	1:36.84 [11] (0:12.64)	1:24.20 [11] (0:12.66)	1:11.54 [11] (0:12.93)	0:58.61 [11] (0:12.27)	0:46.34 [11] (0:12.10)	0:34.24	+5
8	7	MAJORIAN Jag Guthmann-Chester	1	65.0 400m	0:11.28 400m	2:03.54 [8] (0:14.58)	1:48.96 [8] (0:11.82)	1:37.14 [8] (0:12.56)	1:24.58 [8] (0:12.59)	1:11.99 [8] (0:12.75)	0:59.24 [8] (0:12.31)	0:46.93 [7] (0:12.43)	0:34.50	-3
9	11	SLY CORNER Girish Goomany	5	65.0 400m	0:11.15 400m	2:03.55 [9] (0:14.88)	1:48.67 [11] (0:11.73)	1:36.94 [10] (0:12.55)	1:24.39 [10] (0:12.57)	1:11.82 [9] (0:12.93)	0:58.89 [10] (0:12.33)	0:46.56 [10] (0:12.29)	0:34.27	-3
10	9	TRIPLE MONEY Dylan Turner	9	64.5 400m	0:11.27 400m	2:04.02 [10] (0:15.27)	1:48.75 [13] (0:12.15)	1:36.60 [13] (0:12.61)	1:23.99 [13] (0:12.55)	1:11.44 [13] (0:12.99)	0:58.45 [13] (0:12.03)	0:46.42 [13] (0:11.98)	0:34.44	+5

Scratched: Applications (#1), Casanova Man (#15), Gripping (#3)

[] Ranking at each section and finish
 -:-:- No data available at this section
 NA No data available

SCN Saddle cloth number
 DNF Did not finish
 DNT Did not track



Doomben QLD Professional

Race 5: Ladbrokes State of Rest 2021 BM70 Handicap - 2000m

26 October 2024 - 14:00



BRISBANE
RACING CLUB

Track Rating: Good 4, Weather: Fine, Rail Position: +0.5m Entire

Section		Overall	1800m	1600m	1400m	1200m	1000m	800m	Last 600m				
Field Times		2:02.77 (0:14.16)	1:48.61 (0:11.42)	1:37.19 (0:11.96)	1:25.23 (0:12.70)	1:12.53 (0:12.87)	0:59.66 (0:12.45)	0:47.21 (0:12.51)	0:34.70				
Rank	TAB Horse/Jockey	Barrier	Top Speed [km/h]	Fastest Section						Distance Travelled [m]			
11	14 SHY GUY Ron Stewart	11	65.6 400m	0:11.26 400m	2:04.03 [11] (0:14.97)	1:49.06 [12] (0:12.03)	1:37.03 [12] (0:12.68)	1:24.35 [12] (0:12.55)	1:11.80 [12] (0:13.05)	0:58.75 [12] (0:12.20)	0:46.55 [12] (0:11.89)	0:34.66	+7
12	5 HELEVA DEEL Noel Callow	3	63.6 400m	0:11.55 400m	2:04.19 [12] (0:14.65)	1:49.54 [9] (0:11.82)	1:37.72 [9] (0:12.66)	1:25.06 [9] (0:12.63)	1:12.43 [10] (0:12.86)	0:59.57 [9] (0:12.31)	0:47.26 [9] (0:12.15)	0:35.11	+5
13	13 BLAGNY Cejay Graham	7	65.9 1800m	0:11.54 1800m	2:04.39 [13] (0:14.18)	1:50.21 [2] (0:11.54)	1:38.67 [3] (0:12.40)	1:26.27 [3] (0:12.78)	1:13.49 [3] (0:12.36)	1:01.13 [2] (0:12.57)	0:48.56 [2] (0:12.45)	0:36.11	+3

Scratched: Applications (#1), Casanova Man (#15), Gripping (#3)

[] Ranking at each section and finish
 -:-:- No data available at this section
 NA No data available

SCN Saddle cloth number
 DNF Did not finish
 DNT Did not track



Doomben QLD Professional

Race 5: Ladbrokes State of Rest 2021 BM70 Handicap - 2000m

26 October 2024 - 14:00



BRISBANE
RACING CLUB

Track Rating: Good 4, Weather: Fine, Rail Position: +0.5m Entire

Section					600m	400m	200m				Last 600m
Field Times					0:34.70 (0:11.67)	0:23.03 (0:11.24)	0:11.79 (0:11.79)				0:34.70
Rank	TAB	Horse/Jockey	Barrier	Top Speed [km/h]	Fastest Section	Margin			Distance Travelled [m]		
1	16	NEW JOY Angela Jones	12	65.0 400m	0:11.24 400m	0:34.70 [1] (0:11.67)	0:23.03 [1] (0:11.24)	0:11.79 [1] (0:11.79)	2:02.77	0:34.70	
2	8	ALDEENAARY Ryan Maloney	2	65.1 400m	0:11.20 400m	0:34.30 [6] (0:11.57)	0:22.73 [5] (0:11.20)	0:11.53 [3] (0:11.53)	1.64L	0:34.30	-1
3	2	AIDEN Kyle Wilson-Taylor	8	64.3 1800m	0:11.45 400m	0:34.93 [3] (0:11.60)	0:23.33 [2] (0:11.45)	0:11.88 [2] (0:11.88)	3.61L	0:34.93	-3
4	6	PEPPERDINE Emily Lang	4	64.9 400m	0:11.22 400m	0:34.67 [5] (0:11.75)	0:22.92 [6] (0:11.22)	0:11.70 [5] (0:11.70)	3.8L	0:34.67	+1
5	10	RING BEARER Nikita Beriman	13	64.2 1800m	0:11.40 400m	0:34.90 [4] (0:11.76)	0:23.14 [4] (0:11.40)	0:11.74 [4] (0:11.74)	3.81L	0:34.90	+7
6	4	ROLLER COASTER Cody Collis	6	65.4 400m	0:11.26 400m	0:34.44 [8] (0:11.62)	0:22.82 [8] (0:11.26)	0:11.56 [10] (0:11.56)	4.25L	0:34.44	+4
7	12	BITOFTHEBLARNEY Andrew Mallyon	10	65.5 400m	0:11.12 400m	0:34.24 [10] (0:11.51)	0:22.73 [11] (0:11.12)	0:11.61 [8] (0:11.61)	4.36L	0:34.24	+5
8	7	MAJORIAN Jag Guthmann-Chester	1	65.0 400m	0:11.28 400m	0:34.50 [7] (0:11.50)	0:23.00 [7] (0:11.28)	0:11.72 [6] (0:11.72)	4.52L	0:34.50	-3
9	11	SLY CORNER Girish Goomany	5	65.0 400m	0:11.15 400m	0:34.27 [11] (0:11.50)	0:22.77 [10] (0:11.15)	0:11.62 [9] (0:11.62)	4.6L	0:34.27	-3
10	9	TRIPLE MONEY Dylan Turner	9	64.5 400m	0:11.27 400m	0:34.44 [13] (0:11.57)	0:22.87 [13] (0:11.27)	0:11.60 [13] (0:11.60)	7.35L	0:34.44	+5

Scratched: Applications (#1), Casanova Man (#15), Gripping (#3)

[] Ranking at each section and finish
 -:-:- No data available at this section
 NA No data available

SCN Saddle cloth number
 DNF Did not finish
 DNT Did not track



Doomben QLD Professional

Race 5: Ladbrokes State of Rest 2021 BM70 Handicap - 2000m

26 October 2024 - 14:00



BRISBANE
RACING CLUB

Track Rating: Good 4, Weather: Fine, Rail Position: +0.5m Entire

Section		600m	400m	200m				Last 600m		
Field Times		0:34.70 (0:11.67)	0:23.03 (0:11.24)	0:11.79 (0:11.79)				0:34.70		
Rank	TAB Horse/Jockey	Barrier	Top Speed [km/h]	Fastest Section	Margin			Distance Travelled [m]		
11	14 SHY GUY Ron Stewart	11	65.6 400m	0:11.26 400m	0:34.66 [12] (0:11.52)	0:23.14 [12] (0:11.26)	0:11.88 [11] (0:11.88)	7.44L	0:34.66	+7
12	5 HELEVA DEEL Noel Callow	3	63.6 400m	0:11.55 400m	0:35.11 [9] (0:11.65)	0:23.46 [9] (0:11.55)	0:11.91 [12] (0:11.91)	8.37L	0:35.11	+5
13	13 BLAGNY Cejay Graham	7	65.9 1800m	0:11.54 1800m	0:36.11 [2] (0:11.85)	0:24.26 [3] (0:11.70)	0:12.56 [7] (0:12.56)	9.54L	0:36.11	+3

Scratched: Applications (#1), Casanova Man (#15), Gripping (#3)



Horse/Jockey Name	New Joy
Final Rank	1
Fastest Section Time (Section)	0:11.24 (400m)
Top Speed [km/h] (Section)	65.0 (400m)
Race State	Finished



Doomben QLD Professional

Race 5: Ladbrokes State of Rest 2021 BM70 Handicap - 2000m

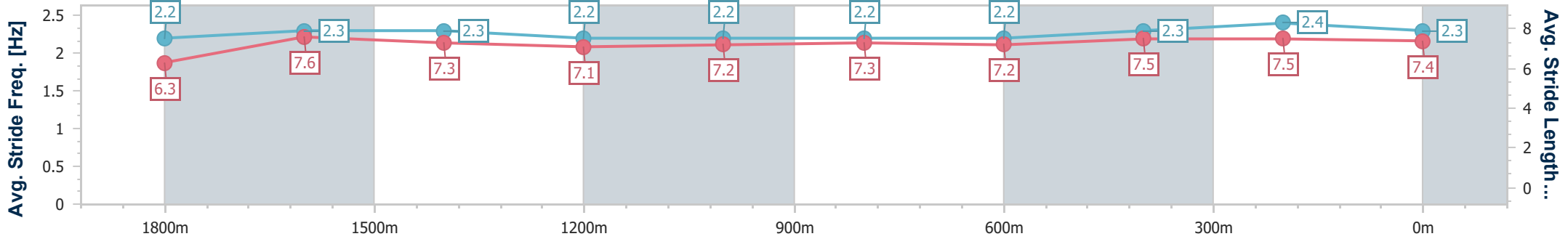
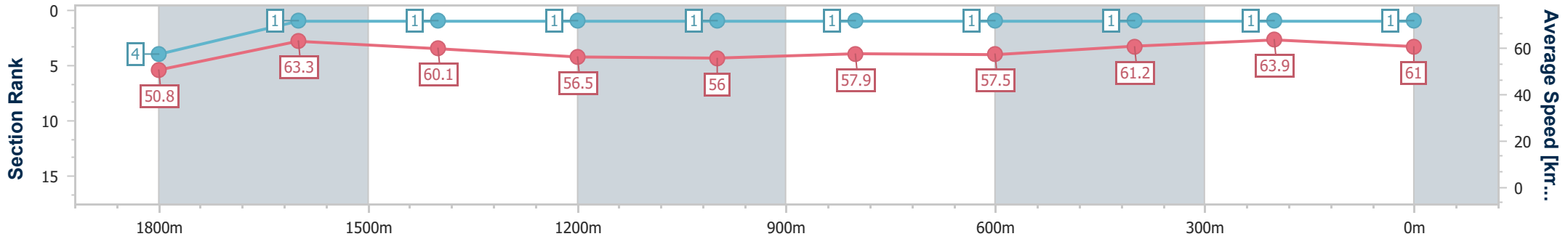
26 October 2024 - 14:00

Track Rating: Good 4, Weather: Fine, Rail Position: +0.5m Entire



BRISBANE RACING CLUB

Section	Overall	1800m	1600m	1400m	1200m	1000m	800m	600m	400m	200m
Section Times	2:02.77 [1] (0:14.19)	1:48.58 [4] (0:11.39)	1:37.19 [1] (0:11.96)	1:25.23 [1] (0:12.70)	1:12.53 [1] (0:12.87)	0:59.66 [1] (0:12.45)	0:47.21 [1] (0:12.51)	0:34.70 [1] (0:11.67)	0:23.03 [1] (0:11.24)	0:11.79 [1] (0:11.79)
Average Speed [km/h]	50.8	63.3	60.1	56.5	56.0	57.9	57.5	61.2	63.9	61.0
Top Speed [km/h]	64.3	64.9	61.7	58.0	58.1	59.6	60.0	62.7	65.0	64.2
Avg. Dist. to Rail [m]	7.6	0.9	0.6	0.6	0.5	0.4	0.2	1.0	1.1	0.2
Avg. Stride Freq. [Hz]	2.2	2.3	2.3	2.2	2.2	2.2	2.2	2.3	2.4	2.3
Avg. Stride Length [m]	6.3	7.6	7.3	7.1	7.2	7.3	7.2	7.5	7.5	7.4



- [] Ranking at each section and finish
- .-.-.- No data available at this section
- NA No data available



Horse/Jockey Name	Aldeenaary
Final Rank	2
Fastest Section Time (Section)	0:11.20 (400m)
Top Speed [km/h] (Section)	65.1 (400m)
Race State	Finished



Doomben QLD Professional

Race 5: Ladbrokes State of Rest 2021 BM70 Handicap - 2000m

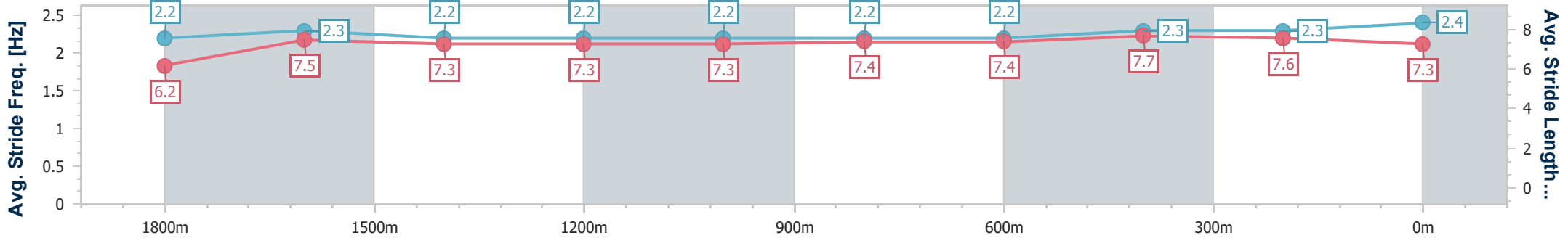
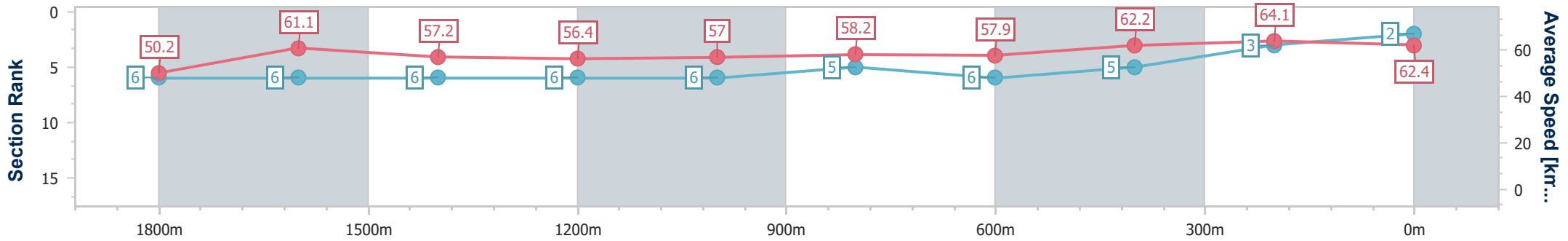
26 October 2024 - 14:00

Track Rating: Good 4, Weather: Fine, Rail Position: +0.5m Entire



BRISBANE RACING CLUB

Section	Overall	1800m	1600m	1400m	1200m	1000m	800m	600m	400m	200m
Section Times	2:03.05 [2] (0:14.34)	1:48.71 [6] (0:11.68)	1:37.03 [6] (0:12.54)	1:24.49 [6] (0:12.71)	1:11.78 [6] (0:12.63)	0:59.15 [6] (0:12.38)	0:46.77 [5] (0:12.47)	0:34.30 [6] (0:11.57)	0:22.73 [5] (0:11.20)	0:11.53 [3] (0:11.53)
Average Speed [km/h]	50.2	61.1	57.2	56.4	57.0	58.2	57.9	62.2	64.1	62.4
Top Speed [km/h]	64.8	62.8	59.2	57.9	59.4	59.1	60.8	63.7	65.1	64.8
Avg. Dist. to Rail [m]	1.5	1.5	1.1	0.4	0.7	0.6	0.3	0.6	0.8	0.2
Avg. Stride Freq. [Hz]	2.2	2.3	2.2	2.2	2.2	2.2	2.2	2.3	2.3	2.4
Avg. Stride Length [m]	6.2	7.5	7.3	7.3	7.3	7.4	7.4	7.7	7.6	7.3



- [] Ranking at each section and finish
- .-.- No data available at this section
- NA No data available



Horse/Jockey Name	Aiden
Final Rank	3
Fastest Section Time (Section)	0:11.45 (400m)
Top Speed [km/h] (Section)	64.3 (1800m)
Race State	Finished



Doomben QLD Professional

Race 5: Ladbrokes State of Rest 2021 BM70 Handicap - 2000m

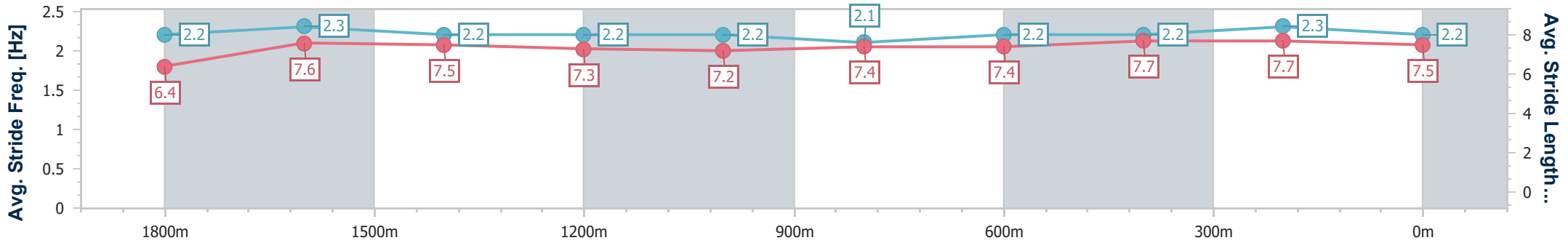
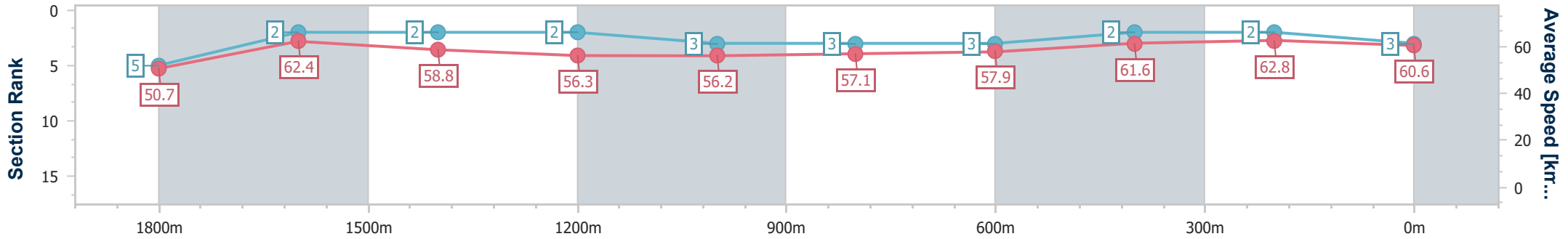
26 October 2024 - 14:00

Track Rating: Good 4, Weather: Fine, Rail Position: +0.5m Entire



BRISBANE RACING CLUB

Section	Overall	1800m	1600m	1400m	1200m	1000m	800m	600m	400m	200m
Section Times	2:03.38 [3] (0:14.24)	1:49.14 [5] (0:11.47)	1:37.67 [2] (0:12.23)	1:25.44 [2] (0:12.71)	1:12.73 [2] (0:12.78)	0:59.95 [3] (0:12.62)	0:47.33 [3] (0:12.40)	0:34.93 [3] (0:11.60)	0:23.33 [2] (0:11.45)	0:11.88 [2] (0:11.88)
Average Speed [km/h]	50.7	62.4	58.8	56.3	56.2	57.1	57.9	61.6	62.8	60.6
Top Speed [km/h]	64.1	64.3	61.6	58.1	57.9	58.6	60.3	62.8	63.5	62.7
Avg. Dist. to Rail [m]	3.7	0.9	0.7	0.9	0.2	0.2	0.7	1.5	0.7	0.3
Avg. Stride Freq. [Hz]	2.2	2.3	2.2	2.2	2.2	2.1	2.2	2.2	2.3	2.2
Avg. Stride Length [m]	6.4	7.6	7.5	7.3	7.2	7.4	7.4	7.7	7.7	7.5



- [] Ranking at each section and finish
- .-.- No data available at this section
- NA No data available



Horse/Jockey Name	Pepperdine
Final Rank	4
Fastest Section Time (Section)	0:11.22 (400m)
Top Speed [km/h] (Section)	64.9 (400m)
Race State	Finished



Doomben QLD Professional

Race 5: Ladbrokes State of Rest 2021 BM70 Handicap - 2000m

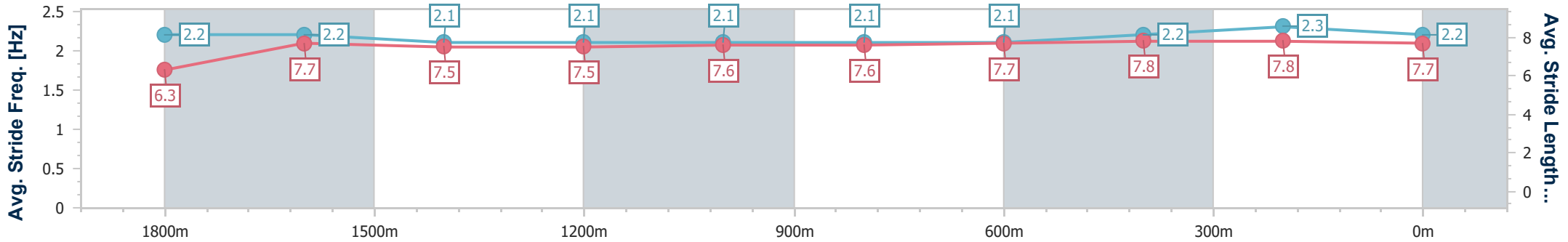
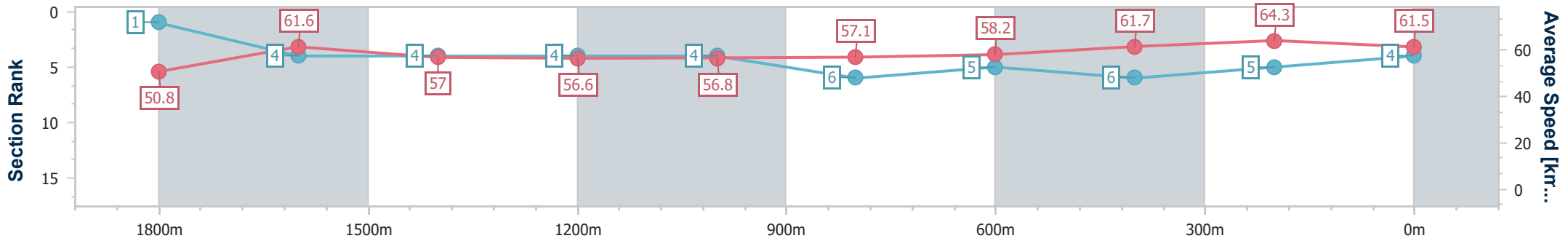
26 October 2024 - 14:00

Track Rating: Good 4, Weather: Fine, Rail Position: +0.5m Entire



BRISBANE RACING CLUB

Section	Overall	1800m	1600m	1400m	1200m	1000m	800m	600m	400m	200m
Section Times	2:03.41 [4] (0:14.16)	1:49.25 [1] (0:11.57)	1:37.68 [4] (0:12.50)	1:25.18 [4] (0:12.73)	1:12.45 [4] (0:12.66)	0:59.79 [4] (0:12.67)	0:47.12 [6] (0:12.45)	0:34.67 [5] (0:11.75)	0:22.92 [6] (0:11.22)	0:11.70 [5] (0:11.70)
Average Speed [km/h]	50.8	61.6	57.0	56.6	56.8	57.1	58.2	61.7	64.3	61.5
Top Speed [km/h]	63.2	63.5	58.7	58.2	58.5	59.5	61.2	62.7	64.9	63.8
Avg. Dist. to Rail [m]	1.8	2.6	1.3	0.4	0.7	1.3	1.2	0.9	3.1	6.7
Avg. Stride Freq. [Hz]	2.2	2.2	2.1	2.1	2.1	2.1	2.1	2.2	2.3	2.2
Avg. Stride Length [m]	6.3	7.7	7.5	7.5	7.6	7.6	7.7	7.8	7.8	7.7



- [] Ranking at each section and finish
- .-.-.- No data available at this section
- NA No data available



Horse/Jockey Name	Ring Bearer
Final Rank	5
Fastest Section Time (Section)	0:11.40 (400m)
Top Speed [km/h] (Section)	64.2 (1800m)
Race State	Finished



Doomben QLD Professional

Race 5: Ladbrokes State of Rest 2021 BM70 Handicap - 2000m

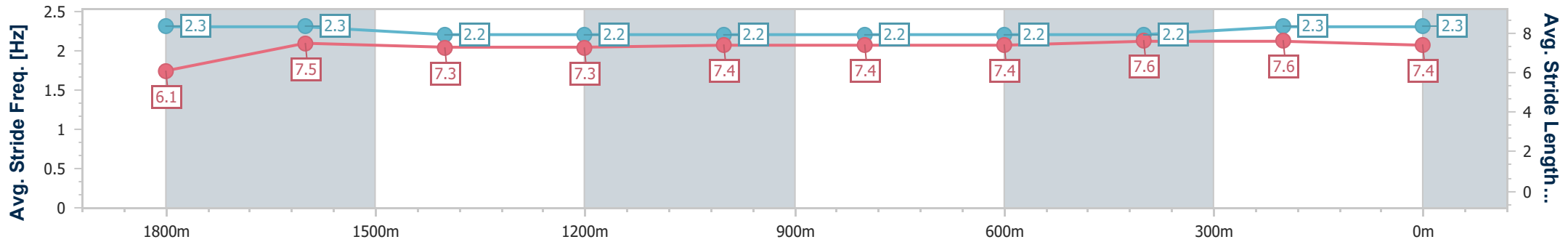
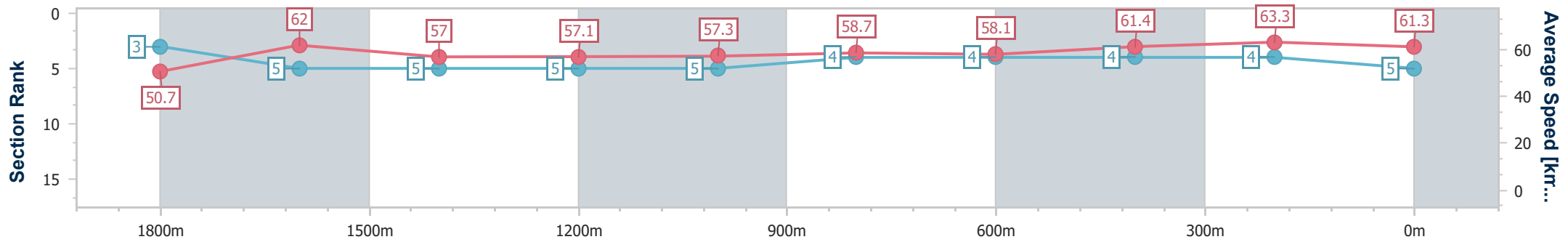
26 October 2024 - 14:00

Track Rating: Good 4, Weather: Fine, Rail Position: +0.5m Entire



BRISBANE RACING CLUB

Section	Overall	1800m	1600m	1400m	1200m	1000m	800m	600m	400m	200m
Section Times	2:03.42 [5] (0:14.19)	1:49.23 [3] (0:11.71)	1:37.52 [5] (0:12.62)	1:24.90 [5] (0:12.65)	1:12.25 [5] (0:12.57)	0:59.68 [5] (0:12.34)	0:47.34 [4] (0:12.44)	0:34.90 [4] (0:11.76)	0:23.14 [4] (0:11.40)	0:11.74 [4] (0:11.74)
Average Speed [km/h]	50.7	62.0	57.0	57.1	57.3	58.7	58.1	61.4	63.3	61.3
Top Speed [km/h]	64.0	64.2	58.3	58.7	58.7	60.0	60.7	62.2	64.1	63.5
Avg. Dist. to Rail [m]	10.1	3.1	0.2	0.5	1.6	1.9	1.0	0.5	1.9	5.2
Avg. Stride Freq. [Hz]	2.3	2.3	2.2	2.2	2.2	2.2	2.2	2.2	2.3	2.3
Avg. Stride Length [m]	6.1	7.5	7.3	7.3	7.4	7.4	7.4	7.6	7.6	7.4



- [] Ranking at each section and finish
- .-.- No data available at this section
- NA No data available



Horse/Jockey Name	Roller Coaster
Final Rank	6
Fastest Section Time (Section)	0:11.26 (400m)
Top Speed [km/h] (Section)	65.4 (400m)
Race State	Finished



Doomben QLD Professional

Race 5: Ladbrokes State of Rest 2021 BM70 Handicap - 2000m

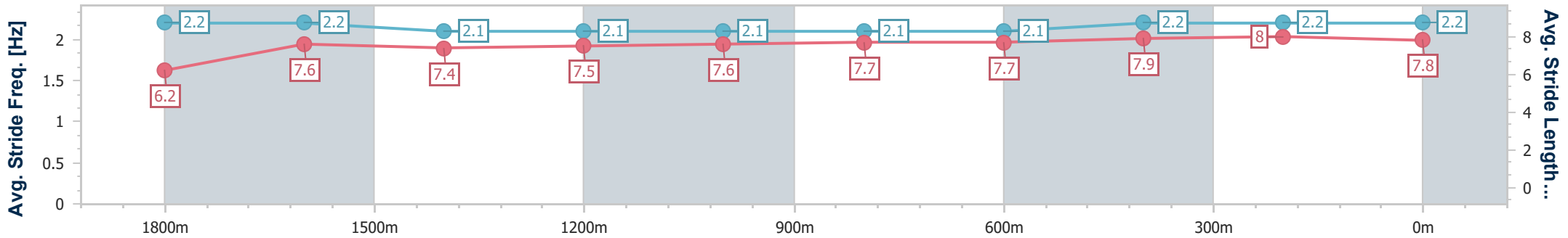
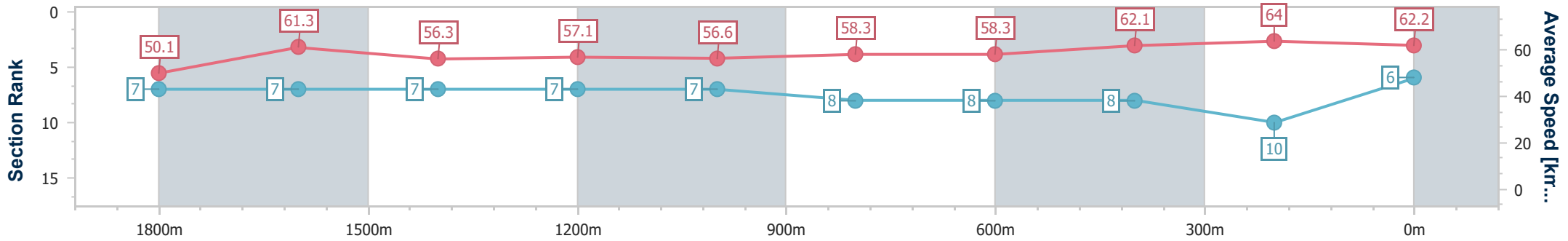
26 October 2024 - 14:00

Track Rating: Good 4, Weather: Fine, Rail Position: +0.5m Entire



BRISBANE RACING CLUB

Section	Overall	1800m	1600m	1400m	1200m	1000m	800m	600m	400m	200m
Section Times	2:03.49 [6] (0:14.39)	1:49.10 [7] (0:11.71)	1:37.39 [7] (0:12.77)	1:24.62 [7] (0:12.65)	1:11.97 [7] (0:12.73)	0:59.24 [7] (0:12.40)	0:46.84 [8] (0:12.40)	0:34.44 [8] (0:11.62)	0:22.82 [8] (0:11.26)	0:11.56 [10] (0:11.56)
Average Speed [km/h]	50.1	61.3	56.3	57.1	56.6	58.3	58.3	62.1	64.0	62.2
Top Speed [km/h]	63.3	63.5	59.1	58.3	59.1	60.4	60.9	63.1	65.4	64.6
Avg. Dist. to Rail [m]	2.4	0.4	0.4	0.4	1.5	1.4	0.7	0.4	2.7	8.3
Avg. Stride Freq. [Hz]	2.2	2.2	2.1	2.1	2.1	2.1	2.1	2.2	2.2	2.2
Avg. Stride Length [m]	6.2	7.6	7.4	7.5	7.6	7.7	7.7	7.9	8.0	7.8



- [] Ranking at each section and finish
- .-.- No data available at this section
- NA No data available



Horse/Jockey Name	Bitoftheblarney
Final Rank	7
Fastest Section Time (Section)	0:11.12 (400m)
Top Speed [km/h] (Section)	65.5 (400m)
Race State	Finished



Doomben QLD Professional

Race 5: Ladbrokes State of Rest 2021 BM70 Handicap - 2000m

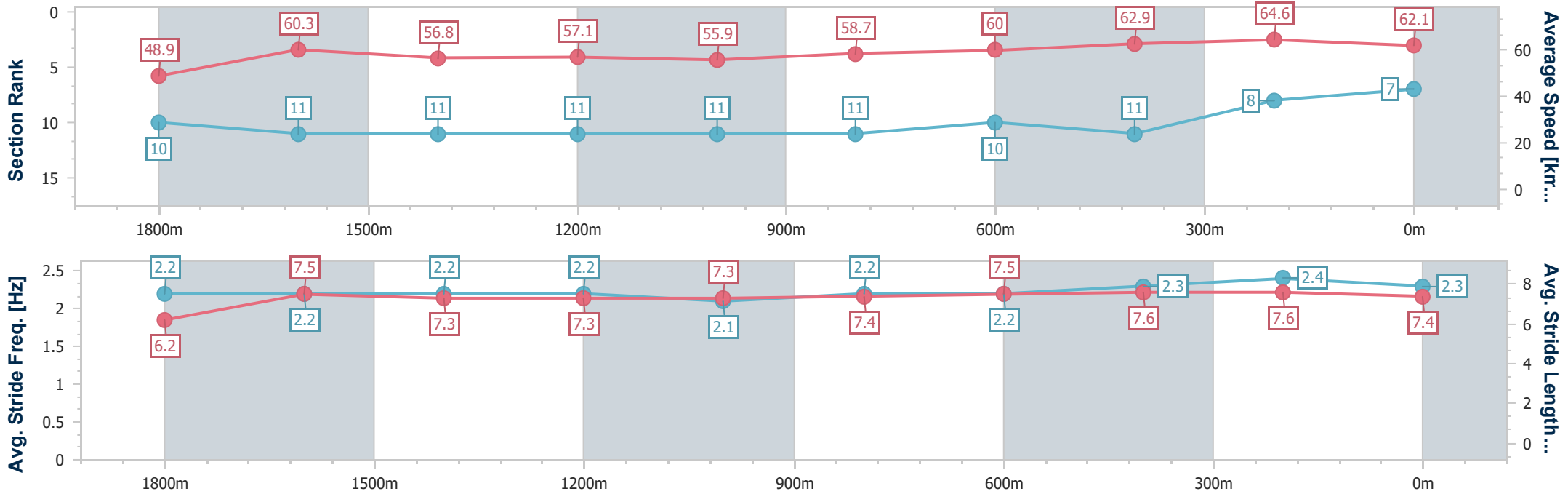
26 October 2024 - 14:00

Track Rating: Good 4, Weather: Fine, Rail Position: +0.5m Entire



BRISBANE RACING CLUB

Section	Overall	1800m	1600m	1400m	1200m	1000m	800m	600m	400m	200m
Section Times	2:03.51 [7] (0:14.73)	1:48.78 [10] (0:11.94)	1:36.84 [11] (0:12.64)	1:24.20 [11] (0:12.66)	1:11.54 [11] (0:12.93)	0:58.61 [11] (0:12.27)	0:46.34 [11] (0:12.10)	0:34.24 [10] (0:11.51)	0:22.73 [11] (0:11.12)	0:11.61 [8] (0:11.61)
Average Speed [km/h]	48.9	60.3	56.8	57.1	55.9	58.7	60.0	62.9	64.6	62.1
Top Speed [km/h]	60.3	61.1	59.6	57.8	59.4	60.1	61.5	64.5	65.5	65.3
Avg. Dist. to Rail [m]	4.4	0.3	0.4	0.4	1.7	1.6	1.2	1.1	1.7	6.7
Avg. Stride Freq. [Hz]	2.2	2.2	2.2	2.2	2.1	2.2	2.2	2.3	2.4	2.3
Avg. Stride Length [m]	6.2	7.5	7.3	7.3	7.3	7.4	7.5	7.6	7.6	7.4



- [] Ranking at each section and finish
- .-.- No data available at this section
- NA No data available



Horse/Jockey Name	Majorian
Final Rank	8
Fastest Section Time (Section)	0:11.28 (400m)
Top Speed [km/h] (Section)	65.0 (400m)
Race State	Finished



Doomben QLD Professional

Race 5: Ladbrokes State of Rest 2021 BM70 Handicap - 2000m

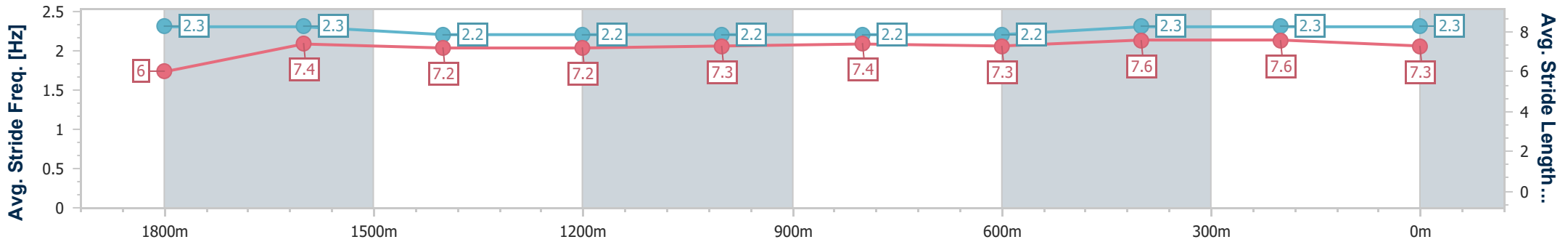
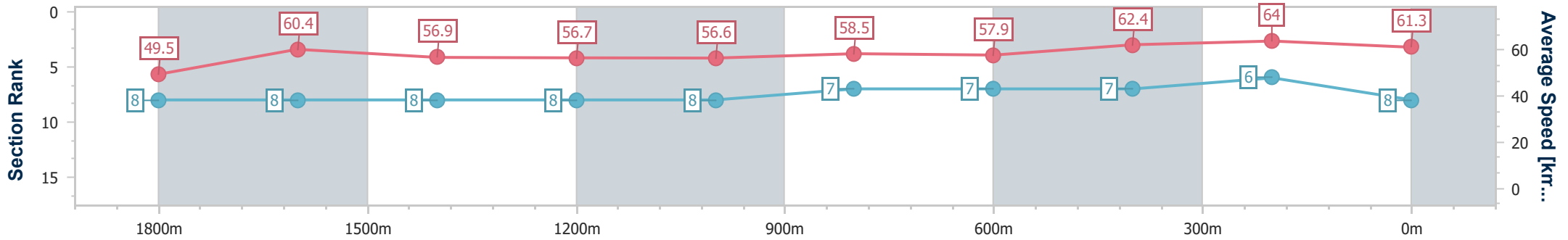
26 October 2024 - 14:00

Track Rating: Good 4, Weather: Fine, Rail Position: +0.5m Entire



BRISBANE RACING CLUB

Section	Overall	1800m	1600m	1400m	1200m	1000m	800m	600m	400m	200m
Section Times	2:03.54 [8] (0:14.58)	1:48.96 [8] (0:11.82)	1:37.14 [8] (0:12.56)	1:24.58 [8] (0:12.59)	1:11.99 [8] (0:12.75)	0:59.24 [8] (0:12.31)	0:46.93 [7] (0:12.43)	0:34.50 [7] (0:11.50)	0:23.00 [7] (0:11.28)	0:11.72 [6] (0:11.72)
Average Speed [km/h]	49.5	60.4	56.9	56.7	56.6	58.5	57.9	62.4	64.0	61.3
Top Speed [km/h]	62.5	62.4	60.4	58.3	58.9	59.7	61.1	64.1	65.0	63.3
Avg. Dist. to Rail [m]	1.6	1.6	1.3	1.1	0.2	0.1	0.3	0.3	1.6	3.3
Avg. Stride Freq. [Hz]	2.3	2.3	2.2	2.2	2.2	2.2	2.2	2.3	2.3	2.3
Avg. Stride Length [m]	6.0	7.4	7.2	7.2	7.3	7.4	7.3	7.6	7.6	7.3



- [] Ranking at each section and finish
- .-.- No data available at this section
- NA No data available



Horse/Jockey Name	Sly Corner
Final Rank	9
Fastest Section Time (Section)	0:11.15 (400m)
Top Speed [km/h] (Section)	65.0 (400m)
Race State	Finished



Doomben QLD Professional

Race 5: Ladbrokes State of Rest 2021 BM70 Handicap - 2000m

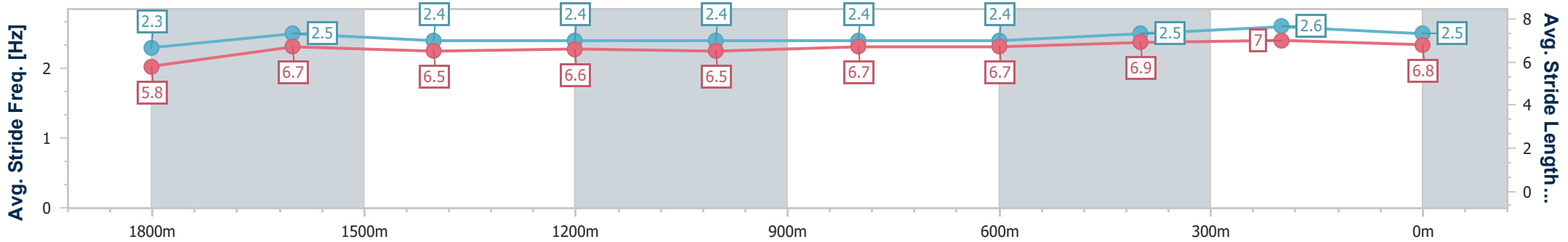
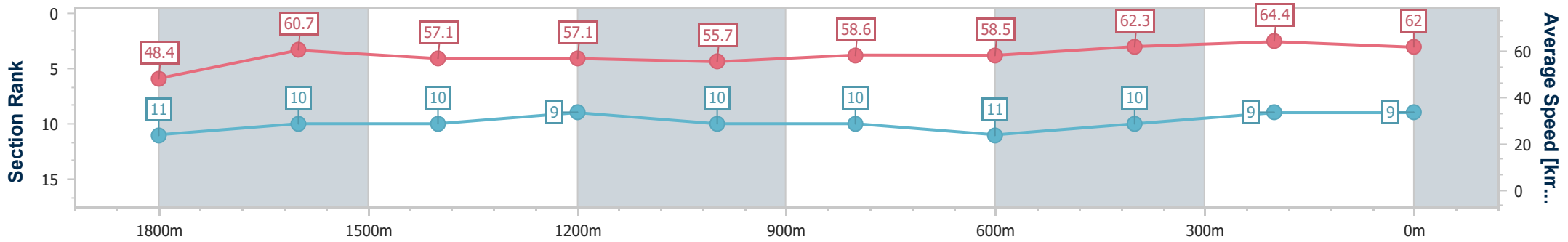
26 October 2024 - 14:00

Track Rating: Good 4, Weather: Fine, Rail Position: +0.5m Entire



BRISBANE RACING CLUB

Section	Overall	1800m	1600m	1400m	1200m	1000m	800m	600m	400m	200m
Section Times	2:03.55 [9] (0:14.88)	1:48.67 [11] (0:11.73)	1:36.94 [10] (0:12.55)	1:24.39 [10] (0:12.57)	1:11.82 [9] (0:12.93)	0:58.89 [10] (0:12.33)	0:46.56 [10] (0:12.29)	0:34.27 [11] (0:11.50)	0:22.77 [10] (0:11.15)	0:11.62 [9] (0:11.62)
Average Speed [km/h]	48.4	60.7	57.1	57.1	55.7	58.6	58.5	62.3	64.4	62.0
Top Speed [km/h]	62.2	62.4	60.5	58.4	59.0	59.9	60.3	63.2	65.0	64.2
Avg. Dist. to Rail [m]	1.8	1.6	1.2	0.4	0.7	0.5	0.2	0.7	1.1	1.3
Avg. Stride Freq. [Hz]	2.3	2.5	2.4	2.4	2.4	2.4	2.4	2.5	2.6	2.5
Avg. Stride Length [m]	5.8	6.7	6.5	6.6	6.5	6.7	6.7	6.9	7.0	6.8



- [] Ranking at each section and finish
- .-.- No data available at this section
- NA No data available



Horse/Jockey Name	Triple Money
Final Rank	10
Fastest Section Time (Section)	0:11.27 (400m)
Top Speed [km/h] (Section)	64.5 (400m)
Race State	Finished



Doomben QLD Professional

Race 5: Ladbrokes State of Rest 2021 BM70 Handicap - 2000m

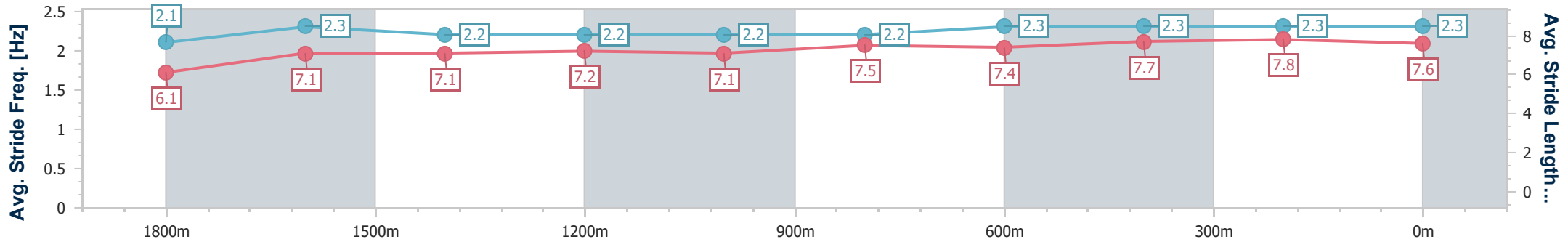
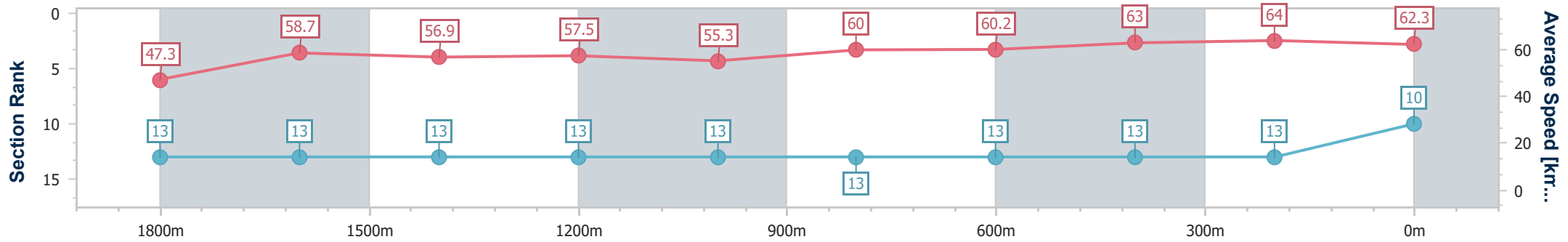
26 October 2024 - 14:00

Track Rating: Good 4, Weather: Fine, Rail Position: +0.5m Entire



BRISBANE RACING CLUB

Section	Overall	1800m	1600m	1400m	1200m	1000m	800m	600m	400m	200m
Section Times	2:04.02 [10] (0:15.27)	1:48.75 [13] (0:12.15)	1:36.60 [13] (0:12.61)	1:23.99 [13] (0:12.55)	1:11.44 [13] (0:12.99)	0:58.45 [13] (0:12.03)	0:46.42 [13] (0:11.98)	0:34.44 [13] (0:11.57)	0:22.87 [13] (0:11.27)	0:11.60 [13] (0:11.60)
Average Speed [km/h]	47.3	58.7	56.9	57.5	55.3	60.0	60.2	63.0	64.0	62.3
Top Speed [km/h]	60.2	59.8	59.7	58.5	57.5	62.0	62.6	64.4	64.5	64.1
Avg. Dist. to Rail [m]	3.3	1.2	0.8	0.4	1.2	0.3	0.6	2.1	4.0	4.1
Avg. Stride Freq. [Hz]	2.1	2.3	2.2	2.2	2.2	2.2	2.3	2.3	2.3	2.3
Avg. Stride Length [m]	6.1	7.1	7.1	7.2	7.1	7.5	7.4	7.7	7.8	7.6



- [] Ranking at each section and finish
- .-.- No data available at this section
- NA No data available



Horse/Jockey Name	Shy Guy
Final Rank	11
Fastest Section Time (Section)	0:11.26 (400m)
Top Speed [km/h] (Section)	65.6 (400m)
Race State	Finished



Doomben QLD Professional

Race 5: Ladbrokes State of Rest 2021 BM70 Handicap - 2000m

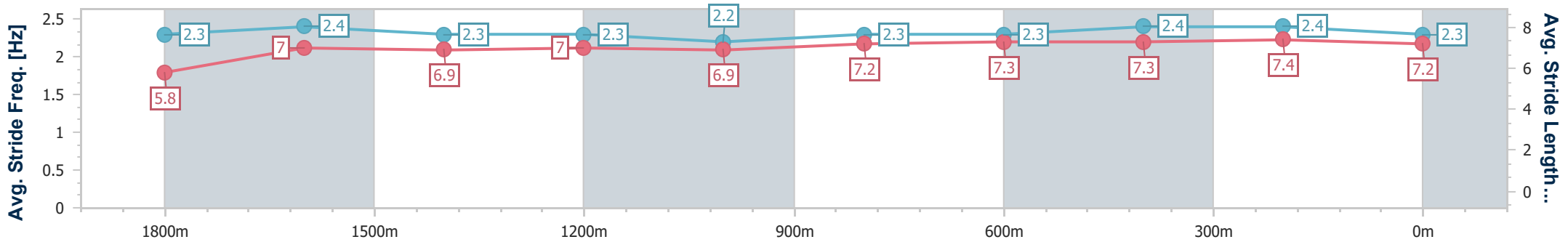
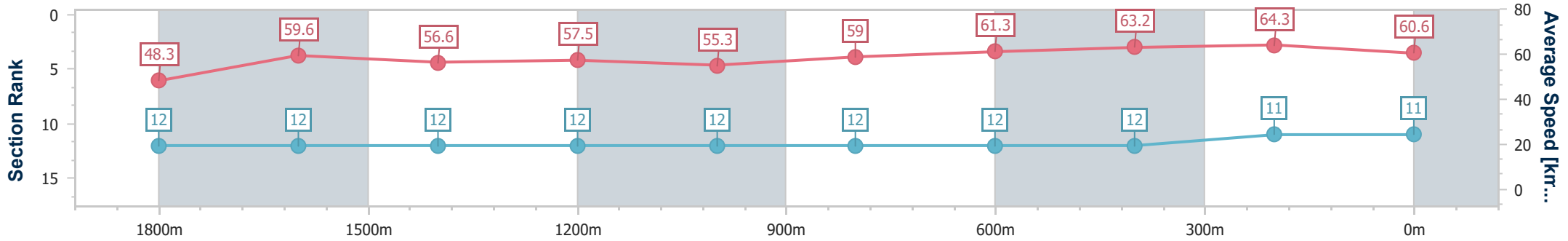
26 October 2024 - 14:00

Track Rating: Good 4, Weather: Fine, Rail Position: +0.5m Entire



BRISBANE RACING CLUB

Section	Overall	1800m	1600m	1400m	1200m	1000m	800m	600m	400m	200m
Section Times	2:04.03 [11] (0:14.97)	1:49.06 [12] (0:12.03)	1:37.03 [12] (0:12.68)	1:24.35 [12] (0:12.55)	1:11.80 [12] (0:13.05)	0:58.75 [12] (0:12.20)	0:46.55 [12] (0:11.89)	0:34.66 [12] (0:11.52)	0:23.14 [12] (0:11.26)	0:11.88 [11] (0:11.88)
Average Speed [km/h]	48.3	59.6	56.6	57.5	55.3	59.0	61.3	63.2	64.3	60.6
Top Speed [km/h]	58.9	60.4	59.4	58.4	58.7	61.5	62.1	64.0	65.6	62.9
Avg. Dist. to Rail [m]	5.6	0.6	0.4	0.4	1.5	1.4	1.6	2.1	4.6	7.7
Avg. Stride Freq. [Hz]	2.3	2.4	2.3	2.3	2.2	2.3	2.3	2.4	2.4	2.3
Avg. Stride Length [m]	5.8	7.0	6.9	7.0	6.9	7.2	7.3	7.3	7.4	7.2



- [] Ranking at each section and finish
- .-.- No data available at this section
- NA No data available



Horse/Jockey Name	Heleva Deel
Final Rank	12
Fastest Section Time (Section)	0:11.55 (400m)
Top Speed [km/h] (Section)	63.6 (400m)
Race State	Finished



Doomben QLD Professional

Race 5: Ladbrokes State of Rest 2021 BM70 Handicap - 2000m

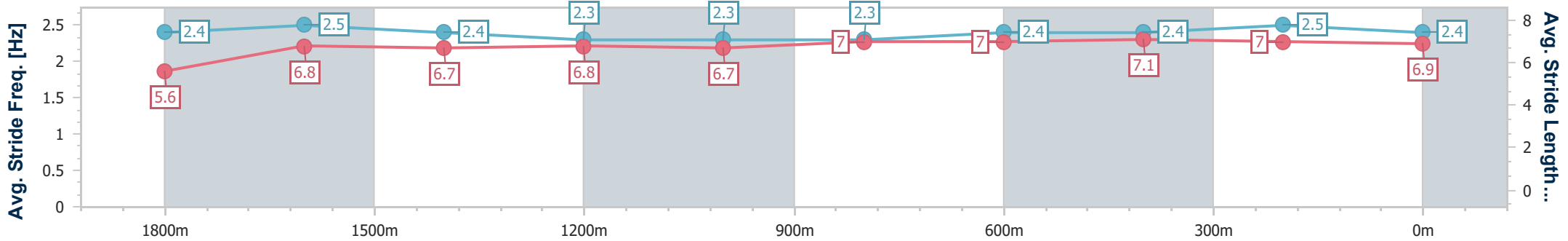
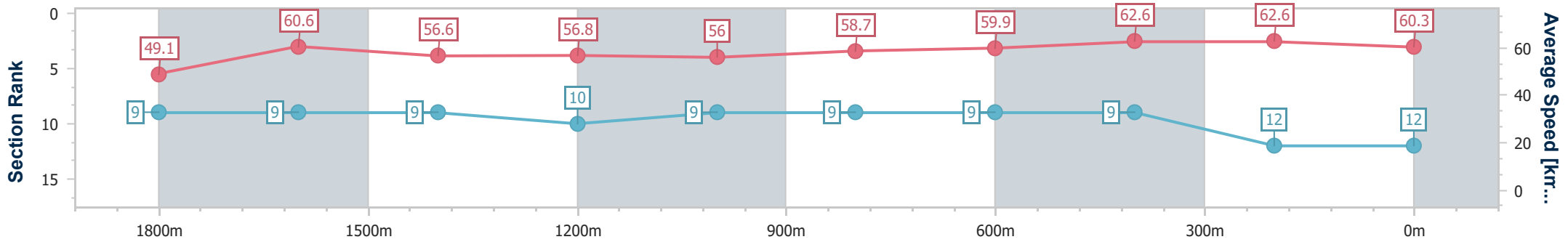
26 October 2024 - 14:00

Track Rating: Good 4, Weather: Fine, Rail Position: +0.5m Entire



BRISBANE RACING CLUB

Section	Overall	1800m	1600m	1400m	1200m	1000m	800m	600m	400m	200m
Section Times	2:04.19 [12] (0:14.65)	1:49.54 [9] (0:11.82)	1:37.72 [9] (0:12.66)	1:25.06 [9] (0:12.63)	1:12.43 [10] (0:12.86)	0:59.57 [9] (0:12.31)	0:47.26 [9] (0:12.15)	0:35.11 [9] (0:11.65)	0:23.46 [9] (0:11.55)	0:11.91 [12] (0:11.91)
Average Speed [km/h]	49.1	60.6	56.6	56.8	56.0	58.7	59.9	62.6	62.6	60.3
Top Speed [km/h]	61.6	61.8	59.6	58.8	59.0	60.4	62.4	62.9	63.6	62.7
Avg. Dist. to Rail [m]	1.3	1.6	0.9	0.6	1.3	1.5	2.0	2.1	3.2	5.4
Avg. Stride Freq. [Hz]	2.4	2.5	2.4	2.3	2.3	2.3	2.4	2.4	2.5	2.4
Avg. Stride Length [m]	5.6	6.8	6.7	6.8	6.7	7.0	7.0	7.1	7.0	6.9



- [] Ranking at each section and finish
- .-.- No data available at this section
- NA No data available



Horse/Jockey Name	Blagny
Final Rank	13
Fastest Section Time (Section)	0:11.54 (1800m)
Top Speed [km/h] (Section)	65.9 (1800m)
Race State	Finished



Doomben QLD Professional

Race 5: Ladbrokes State of Rest 2021 BM70 Handicap - 2000m

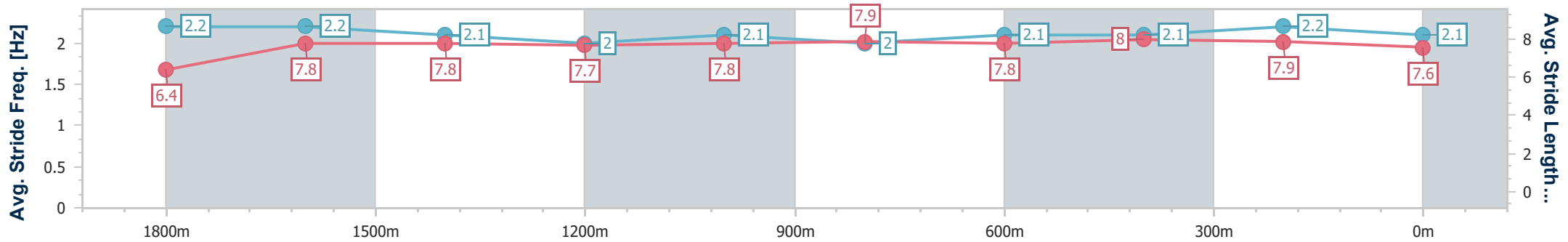
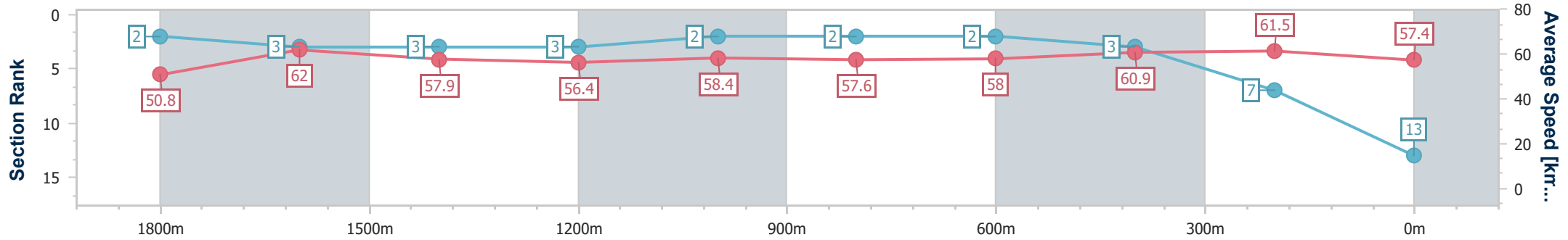
26 October 2024 - 14:00

Track Rating: Good 4, Weather: Fine, Rail Position: +0.5m Entire



BRISBANE RACING CLUB

Section	Overall	1800m	1600m	1400m	1200m	1000m	800m	600m	400m	200m
Section Times	2:04.39 [13] (0:14.18)	1:50.21 [2] (0:11.54)	1:38.67 [3] (0:12.40)	1:26.27 [3] (0:12.78)	1:13.49 [3] (0:12.36)	1:01.13 [2] (0:12.57)	0:48.56 [2] (0:12.45)	0:36.11 [2] (0:11.85)	0:24.26 [3] (0:11.70)	0:12.56 [7] (0:12.56)
Average Speed [km/h]	50.8	62.0	57.9	56.4	58.4	57.6	58.0	60.9	61.5	57.4
Top Speed [km/h]	63.9	65.9	59.0	57.8	61.1	58.6	60.7	61.3	62.1	60.7
Avg. Dist. to Rail [m]	3.5	0.8	0.4	0.4	1.5	1.5	1.0	0.6	0.7	0.8
Avg. Stride Freq. [Hz]	2.2	2.2	2.1	2.0	2.1	2.0	2.1	2.1	2.2	2.1
Avg. Stride Length [m]	6.4	7.8	7.8	7.7	7.8	7.9	7.8	8.0	7.9	7.6



- [] Ranking at each section and finish
- .-.- No data available at this section
- NA No data available