



# Doomben QLD Professional

## Race 4: Ladbrokes Winx 2018 Class 3 Plate - 1350m

26 October 2024 - 13:24



BRISBANE  
RACING CLUB

Track Rating: Good 4, Weather: Fine, Rail Position: +0.5m Entire

Section												Last 600m	
Field Times		Overall	1200m	1000m	800m	600m	400m						0:33.18
		1:19.03 (0:11.16)	1:07.87 (0:11.30)	0:56.57 (0:11.68)	0:44.89 (0:11.71)	0:33.18 (0:11.19)	0:21.99 (0:10.68)						
Rank	TAB Horse/Jockey	Barrier	Top Speed [km/h]	Fastest Section								Distance Travelled [m]	
1	12 NAVYONTHEHIGHWAY Tahlia Fenlon	6	68.1 400m	0:10.68 400m	1:19.03 [1] (0:11.19)	1:07.84 [2] (0:11.27)	0:56.57 [1] (0:11.68)	0:44.89 [1] (0:11.71)	0:33.18 [1] (0:11.19)	0:21.99 [1] (0:10.68)	0:33.18		
2	9 QUOTHQUAN Angela Jones	2	70.0 400m	0:10.61 400m	1:19.25 [2] (0:11.32)	1:07.93 [4] (0:11.59)	0:56.34 [5] (0:11.83)	0:44.51 [5] (0:11.69)	0:32.82 [5] (0:11.18)	0:21.64 [5] (0:10.61)	0:32.82 -3		
3	11 MISS JOELENE Emily Lang	1	67.6 400m	0:10.74 400m	1:19.30 [3] (0:11.16)	1:08.14 [1] (0:11.54)	0:56.60 [3] (0:11.75)	0:44.85 [3] (0:11.66)	0:33.19 [3] (0:11.29)	0:21.90 [3] (0:10.74)	0:33.19 +3		
4	5 KADALL Robbie Dolan	4	68.1 400m	0:10.70 400m	1:19.56 [4] (0:11.38)	1:08.18 [5] (0:11.58)	0:56.60 [6] (0:11.81)	0:44.79 [6] (0:11.74)	0:33.05 [7] (0:11.14)	0:21.91 [6] (0:10.70)	0:33.05 +4		
5	14 ELLIBABY Ron Stewart	5	66.9 400m	0:10.95 400m	1:19.57 [5] (0:11.49)	1:08.08 [6] (0:11.11)	0:56.97 [2] (0:11.62)	0:45.35 [2] (0:11.71)	0:33.64 [2] (0:11.29)	0:22.35 [2] (0:10.95)	0:33.64 +3		
6	2 BEAUTANTES Noel Callow	7	70.0 400m	0:10.78 400m	1:19.91 [6] (0:11.62)	1:08.29 [7] (0:11.48)	0:56.81 [7] (0:11.77)	0:45.04 [7] (0:11.61)	0:33.43 [6] (0:11.32)	0:22.11 [7] (0:10.78)	0:33.43 +4		
7	8 FIRST INNINGS Ryan Maloney	9	67.3 400m	0:10.76 400m	1:20.09 [7] (0:11.76)	1:08.33 [9] (0:11.75)	0:56.58 [9] (0:11.81)	0:44.77 [9] (0:11.67)	0:33.10 [9] (0:11.11)	0:21.99 [9] (0:10.76)	0:33.10 +1		
8	10 HABEEBAH Jag Guthmann-Chester	8	68.6 400m	0:10.72 400m	1:20.10 [8] (0:11.70)	1:08.40 [8] (0:11.58)	0:56.82 [8] (0:11.75)	0:45.07 [8] (0:11.65)	0:33.42 [8] (0:11.16)	0:22.26 [8] (0:10.72)	0:33.42 +7		
9	6 MIDORI BEAUTY Andrew Mallyon	3	66.9 400m	0:10.87 400m	1:20.27 [9] (0:11.32)	1:08.95 [3] (0:11.46)	0:57.49 [4] (0:11.74)	0:45.75 [4] (0:11.75)	0:34.00 [4] (0:11.21)	0:22.79 [4] (0:10.87)	0:34.00 +3		

Scratched: Badgers Nuts (#1), John Rambo (#4), Beebee Dazzler (#3), Regal Edition (#7), Aitutaki (#13)

[ ] Ranking at each section and finish  
 -:-:- No data available at this section  
 NA No data available

SCN Saddle cloth number  
 DNF Did not finish  
 DNT Did not track



**Doomben QLD Professional**  
**Race 4: Ladbrokes Winx 2018 Class 3 Plate - 1350m**  
**26 October 2024 - 13:24**



BRISBANE  
RACING CLUB

Track Rating: Good 4, Weather: Fine, Rail Position: +0.5m Entire

Section				200m				Last 600m	
Field Times				0:11.31		(0:11.31)		0:33.18	
Rank	TAB	Horse/Jockey	Barrier	Top Speed [km/h]	Fastest Section	Margin			Distance Travelled [m]
1	12	<b>NAVYONTHEHIGHWAY</b> Tahlia Fenlon	6	68.1 400m	0:10.68 400m	0:11.31 [1] (0:11.31)	1:19.03		0:33.18
2	9	<b>QUOTHQUAN</b> Angela Jones	2	70.0 400m	0:10.61 400m	0:11.03 [4] (0:11.03)	1.3L		0:32.82 -3
3	11	<b>MISS JOELENE</b> Emily Lang	1	67.6 400m	0:10.74 400m	0:11.16 [2] (0:11.16)	1.6L		0:33.19 +3
4	5	<b>KADALL</b> Robbie Dolan	4	68.1 400m	0:10.70 400m	0:11.21 [5] (0:11.21)	3.12L		0:33.05 +4
5	14	<b>ELLIBABY</b> Ron Stewart	5	66.9 400m	0:10.95 400m	0:11.40 [3] (0:11.40)	3.19L		0:33.64 +3
6	2	<b>BEAUTANTES</b> Noel Callow	7	70.0 400m	0:10.78 400m	0:11.33 [8] (0:11.33)	5.19L		0:33.43 +4
7	8	<b>FIRST INNINGS</b> Ryan Maloney	9	67.3 400m	0:10.76 400m	0:11.23 [9] (0:11.23)	6.26L		0:33.10 +1
8	10	<b>HABEEBAH</b> Jag Guthmann-Chester	8	68.6 400m	0:10.72 400m	0:11.54 [7] (0:11.54)	6.32L		0:33.42 +7
9	6	<b>MIDORI BEAUTY</b> Andrew Mallyon	3	66.9 400m	0:10.87 400m	0:11.92 [6] (0:11.92)	7.34L		0:34.00 +3

Scratched: Badgers Nuts (#1), John Rambo (#4), Beebee Dazzler (#3), Regal Edition (#7), Aitutaki (#13)

[ ] Ranking at each section and finish  
 -:-:- No data available at this section  
 NA No data available

SCN Saddle cloth number  
 DNF Did not finish  
 DNT Did not track



Horse/Jockey Name	Navyonthehighway
Final Rank	1
Fastest Section Time (Section)	0:10.68 (400m)
Top Speed [km/h] (Section)	68.1 (400m)
Race State	Finished



Doomben QLD Professional

Race 4: Ladbrokes Winx 2018 Class 3 Plate - 1350m

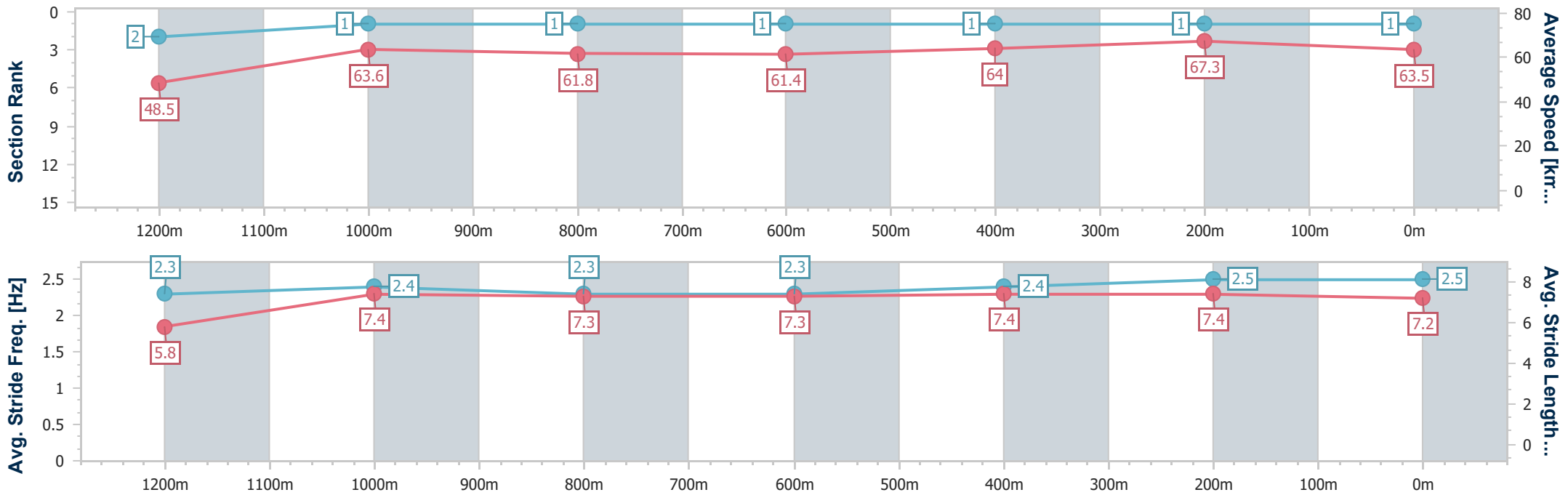
26 October 2024 - 13:24

Track Rating: Good 4, Weather: Fine, Rail Position: +0.5m Entire



BRISBANE RACING CLUB

Section	Overall	1200m	1000m	800m	600m	400m	200m
Section Times	1:19.03 [1] (0:11.19)	1:07.84 [2] (0:11.27)	0:56.57 [1] (0:11.68)	0:44.89 [1] (0:11.71)	0:33.18 [1] (0:11.19)	0:21.99 [1] (0:10.68)	0:11.31 [1] (0:11.31)
Average Speed [km/h]	48.5	63.6	61.8	61.4	64.0	67.3	63.5
Top Speed [km/h]	65.7	65.7	62.4	62.6	65.8	68.1	66.7
Avg. Dist. to Rail [m]	5.8	1.7	0.5	0.1	1.0	1.6	0.9
Avg. Stride Freq. [Hz]	2.3	2.4	2.3	2.3	2.4	2.5	2.5
Avg. Stride Length [m]	5.8	7.4	7.3	7.3	7.4	7.4	7.2



- [ ] Ranking at each section and finish
- .-.- No data available at this section
- NA No data available



Horse/Jockey Name	Quothquan
Final Rank	2
Fastest Section Time (Section)	0:10.61 (400m)
Top Speed [km/h] (Section)	70.0 (400m)
Race State	Finished



### Doomben QLD Professional

Race 4: Ladbrokes Winx 2018 Class 3 Plate - 1350m

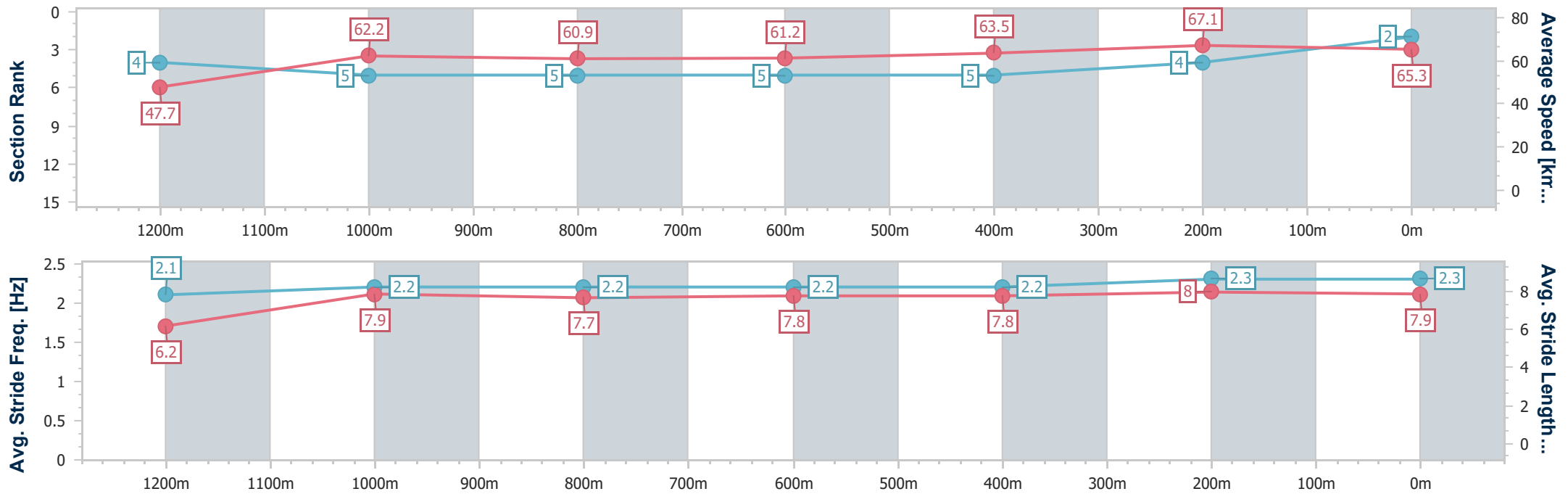
26 October 2024 - 13:24

Track Rating: Good 4, Weather: Fine, Rail Position: +0.5m Entire



BRISBANE RACING CLUB

Section	Overall	1200m	1000m	800m	600m	400m	200m
Section Times	1:19.25 [2] (0:11.32)	1:07.93 [4] (0:11.59)	0:56.34 [5] (0:11.83)	0:44.51 [5] (0:11.69)	0:32.82 [5] (0:11.18)	0:21.64 [5] (0:10.61)	0:11.03 [4]
Average Speed [km/h]	47.7	62.2	60.9	61.2	63.5	67.1	65.3
Top Speed [km/h]	62.0	62.5	61.5	62.7	64.7	70.0	68.2
Avg. Dist. to Rail [m]	3.1	0.2	0.1	1.2	2.4	3.5	1.7
Avg. Stride Freq. [Hz]	2.1	2.2	2.2	2.2	2.2	2.3	2.3
Avg. Stride Length [m]	6.2	7.9	7.7	7.8	7.8	8.0	7.9



- [ ] Ranking at each section and finish
- .-.- No data available at this section
- NA No data available



Horse/Jockey Name	Miss Joelene
Final Rank	3
Fastest Section Time (Section)	0:10.74 (400m)
Top Speed [km/h] (Section)	67.6 (400m)
Race State	Finished



Doomben QLD Professional

Race 4: Ladbrokes Winx 2018 Class 3 Plate - 1350m

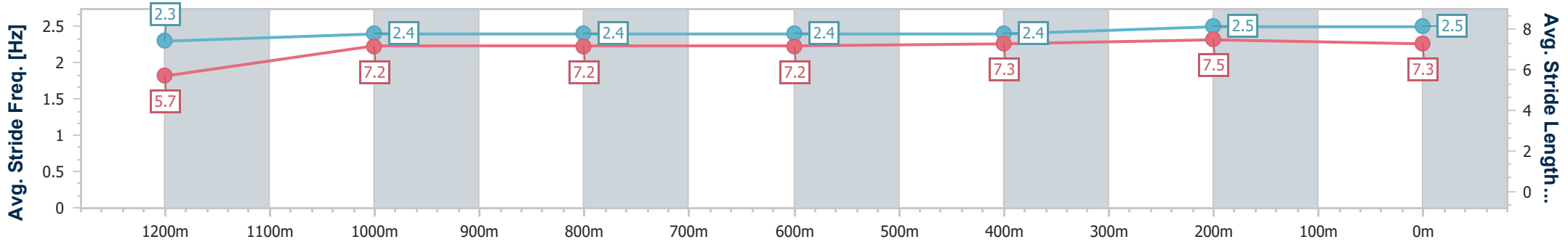
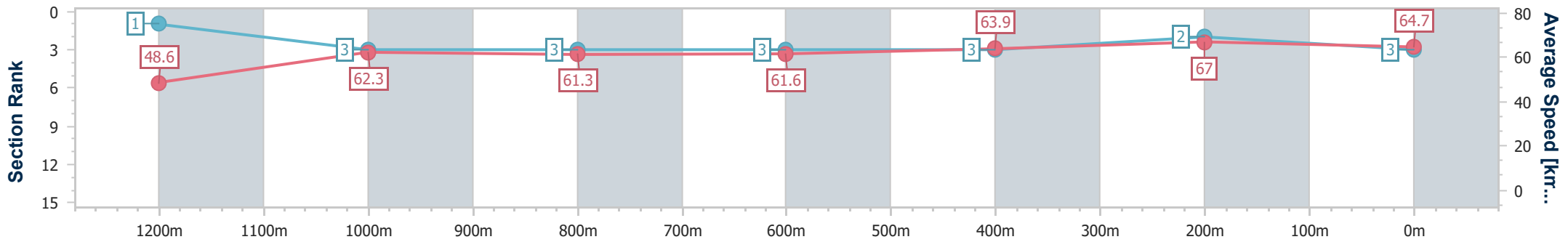
26 October 2024 - 13:24

Track Rating: Good 4, Weather: Fine, Rail Position: +0.5m Entire



BRISBANE RACING CLUB

Section	Overall	1200m	1000m	800m	600m	400m	200m
Section Times	1:19.30 [3] (0:11.16)	1:08.14 [1] (0:11.54)	0:56.60 [3] (0:11.75)	0:44.85 [3] (0:11.66)	0:33.19 [3] (0:11.29)	0:21.90 [3] (0:10.74)	0:11.16 [2] (0:11.16)
Average Speed [km/h]	48.6	62.3	61.3	61.6	63.9	67.0	64.7
Top Speed [km/h]	61.4	63.0	62.2	63.8	65.8	67.6	66.4
Avg. Dist. to Rail [m]	2.3	0.2	0.1	0.2	0.3	0.4	1.2
Avg. Stride Freq. [Hz]	2.3	2.4	2.4	2.4	2.4	2.5	2.5
Avg. Stride Length [m]	5.7	7.2	7.2	7.2	7.3	7.5	7.3



- [ ] Ranking at each section and finish
- .-.-.- No data available at this section
- NA No data available



Horse/Jockey Name	Kadall
Final Rank	4
Fastest Section Time (Section)	0:10.70 (400m)
Top Speed [km/h] (Section)	68.1 (400m)
Race State	Finished



### Doomben QLD Professional

Race 4: Ladbrokes Winx 2018 Class 3 Plate - 1350m

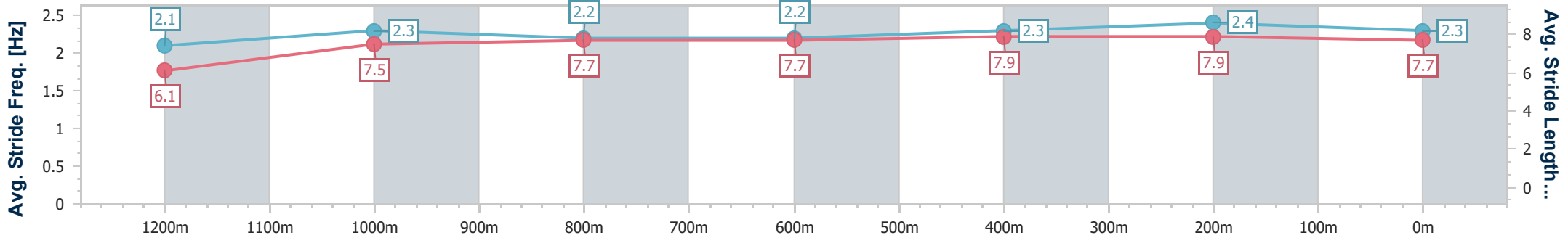
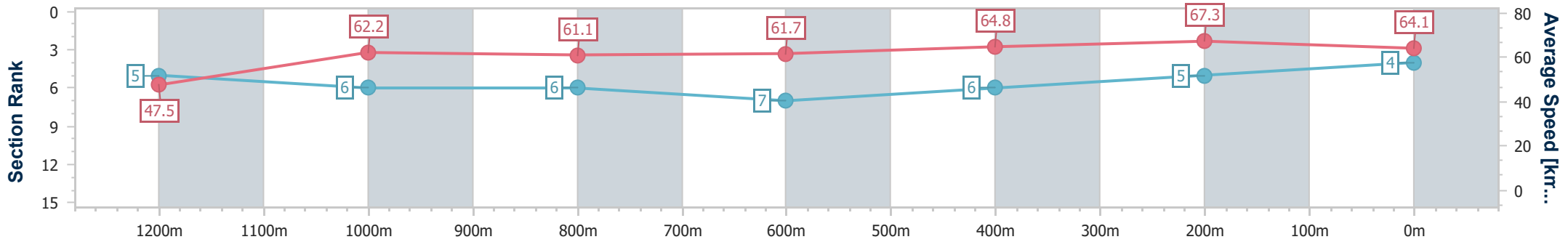
26 October 2024 - 13:24

Track Rating: Good 4, Weather: Fine, Rail Position: +0.5m Entire



BRISBANE RACING CLUB

Section	Overall	1200m	1000m	800m	600m	400m	200m
Section Times	1:19.56 [4] (0:11.38)	1:08.18 [5] (0:11.58)	0:56.60 [6] (0:11.81)	0:44.79 [6] (0:11.74)	0:33.05 [7] (0:11.14)	0:21.91 [6] (0:10.70)	0:11.21 [5] (0:11.21)
Average Speed [km/h]	47.5	62.2	61.1	61.7	64.8	67.3	64.1
Top Speed [km/h]	61.5	62.8	61.8	63.4	66.7	68.1	67.4
Avg. Dist. to Rail [m]	5.3	1.9	1.4	0.9	0.4	1.6	3.5
Avg. Stride Freq. [Hz]	2.1	2.3	2.2	2.2	2.3	2.4	2.3
Avg. Stride Length [m]	6.1	7.5	7.7	7.7	7.9	7.9	7.7



- [ ] Ranking at each section and finish
- .-.- No data available at this section
- NA No data available



Horse/Jockey Name	Ellibaby
Final Rank	5
Fastest Section Time (Section)	0:10.95 (400m)
Top Speed [km/h] (Section)	66.9 (400m)
Race State	Finished



### Doomben QLD Professional

Race 4: Ladbrokes Winx 2018 Class 3 Plate - 1350m

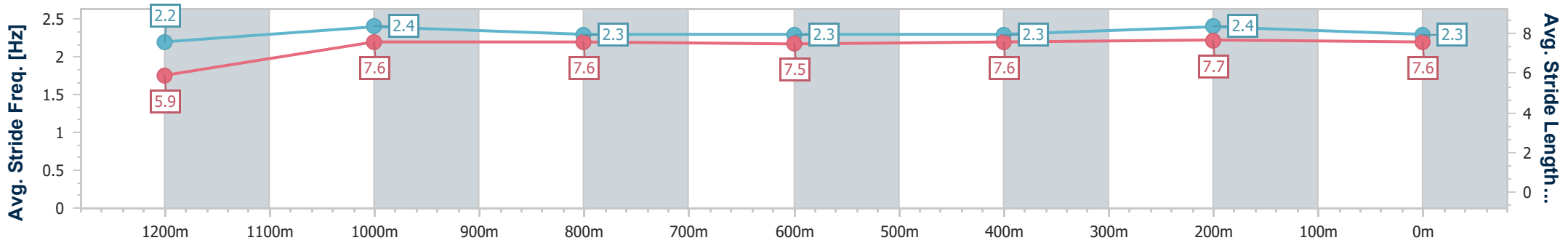
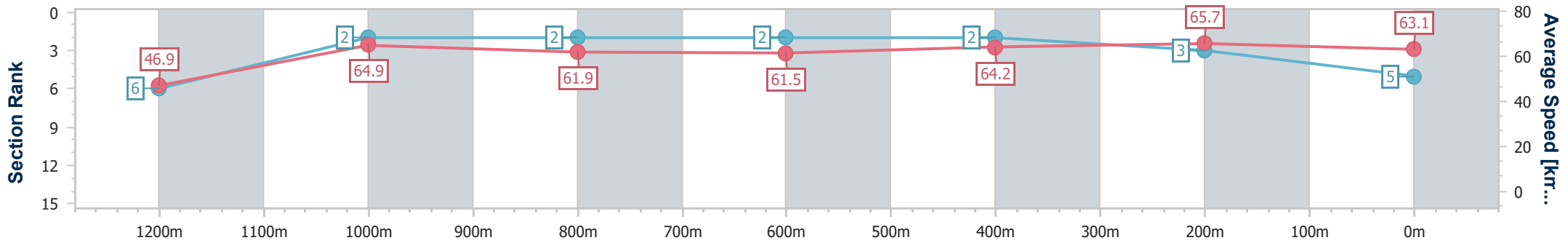
26 October 2024 - 13:24

Track Rating: Good 4, Weather: Fine, Rail Position: +0.5m Entire



BRISBANE RACING CLUB

Section	Overall	1200m	1000m	800m	600m	400m	200m
Section Times	1:19.57 [5] (0:11.49)	1:08.08 [6] (0:11.11)	0:56.97 [2] (0:11.62)	0:45.35 [2] (0:11.71)	0:33.64 [2] (0:11.29)	0:22.35 [2] (0:10.95)	0:11.40 [3] (0:11.40)
Average Speed [km/h]	46.9	64.9	61.9	61.5	64.2	65.7	63.1
Top Speed [km/h]	63.7	65.9	63.2	62.8	65.7	66.9	65.6
Avg. Dist. to Rail [m]	6.6	2.0	0.4	0.4	0.6	0.9	2.1
Avg. Stride Freq. [Hz]	2.2	2.4	2.3	2.3	2.3	2.4	2.3
Avg. Stride Length [m]	5.9	7.6	7.6	7.5	7.6	7.7	7.6



- [ ] Ranking at each section and finish
- .-.- No data available at this section
- NA No data available



Horse/Jockey Name	Beautantes
Final Rank	6
Fastest Section Time (Section)	0:10.78 (400m)
Top Speed [km/h] (Section)	70.0 (400m)
Race State	Finished



Doomben QLD Professional

Race 4: Ladbrokes Winx 2018 Class 3 Plate - 1350m

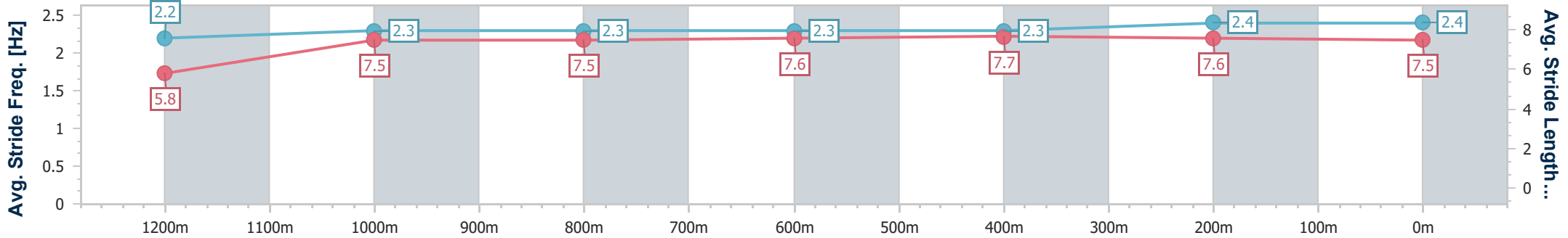
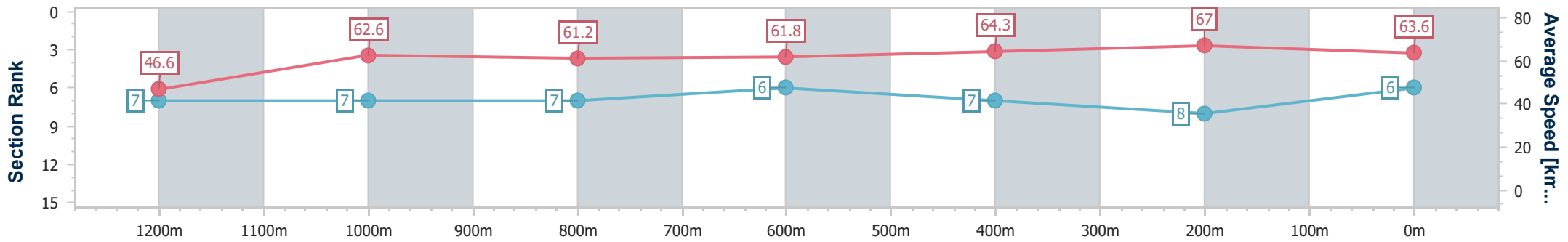
26 October 2024 - 13:24

Track Rating: Good 4, Weather: Fine, Rail Position: +0.5m Entire



BRISBANE RACING CLUB

Section	Overall	1200m	1000m	800m	600m	400m	200m
Section Times	1:19.91 [6] (0:11.62)	1:08.29 [7] (0:11.48)	0:56.81 [7] (0:11.77)	0:45.04 [7] (0:11.61)	0:33.43 [6] (0:11.32)	0:22.11 [7] (0:10.78)	0:11.33 [8] (0:11.33)
Average Speed [km/h]	46.6	62.6	61.2	61.8	64.3	67.0	63.6
Top Speed [km/h]	61.9	63.5	62.0	62.3	66.2	70.0	67.1
Avg. Dist. to Rail [m]	8.4	0.9	0.3	0.5	1.5	0.5	0.4
Avg. Stride Freq. [Hz]	2.2	2.3	2.3	2.3	2.3	2.4	2.4
Avg. Stride Length [m]	5.8	7.5	7.5	7.6	7.7	7.6	7.5



- [ ] Ranking at each section and finish
- .-.- No data available at this section
- NA No data available





Horse/Jockey Name	First Innings
Final Rank	7
Fastest Section Time (Section)	0:10.76 (400m)
Top Speed [km/h] (Section)	67.3 (400m)
Race State	Finished



### Doomben QLD Professional

Race 4: Ladbrokes Winx 2018 Class 3 Plate - 1350m

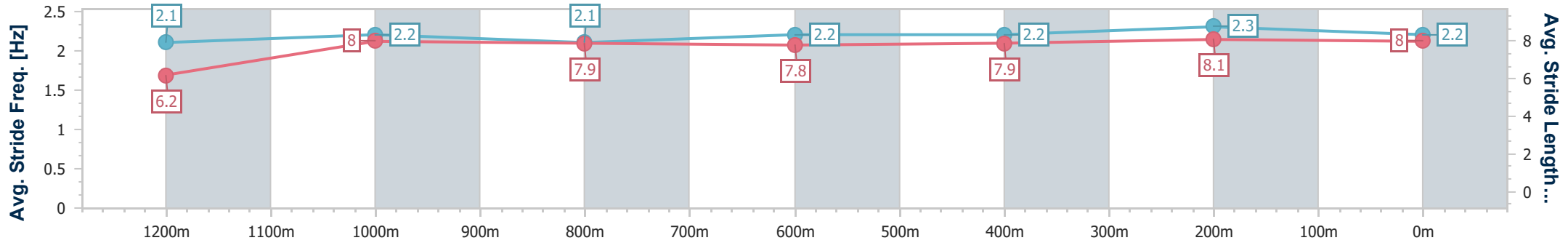
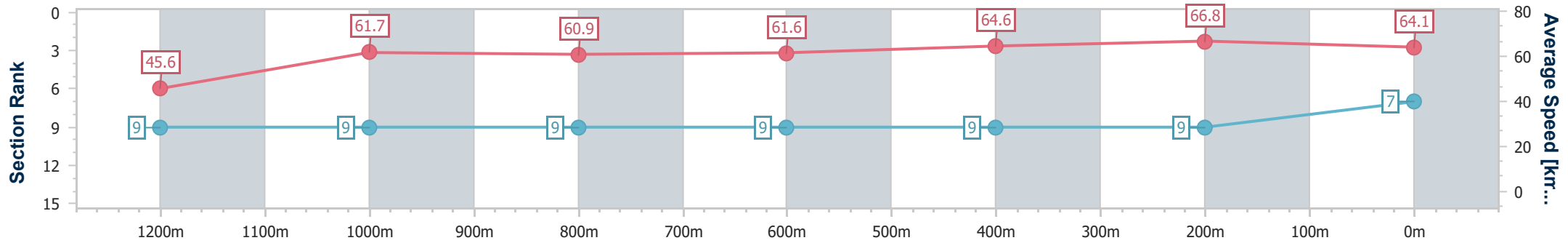
26 October 2024 - 13:24

Track Rating: Good 4, Weather: Fine, Rail Position: +0.5m Entire



BRISBANE RACING CLUB

Section	Overall	1200m	1000m	800m	600m	400m	200m
Section Times	1:20.09 [7] (0:11.76)	1:08.33 [9] (0:11.75)	0:56.58 [9] (0:11.81)	0:44.77 [9] (0:11.67)	0:33.10 [9] (0:11.11)	0:21.99 [9] (0:10.76)	0:11.23 [9] (0:11.23)
Average Speed [km/h]	45.6	61.7	60.9	61.6	64.6	66.8	64.1
Top Speed [km/h]	58.9	63.0	62.6	63.4	66.6	67.3	66.4
Avg. Dist. to Rail [m]	10.4	1.9	0.5	0.2	0.6	1.7	2.6
Avg. Stride Freq. [Hz]	2.1	2.2	2.1	2.2	2.2	2.3	2.2
Avg. Stride Length [m]	6.2	8.0	7.9	7.8	7.9	8.1	8.0



- [ ] Ranking at each section and finish
- .-.- No data available at this section
- NA No data available



Horse/Jockey Name	Habeebah
Final Rank	8
Fastest Section Time (Section)	0:10.72 (400m)
Top Speed [km/h] (Section)	68.6 (400m)
Race State	Finished



Doomben QLD Professional

Race 4: Ladbrokes Winx 2018 Class 3 Plate - 1350m

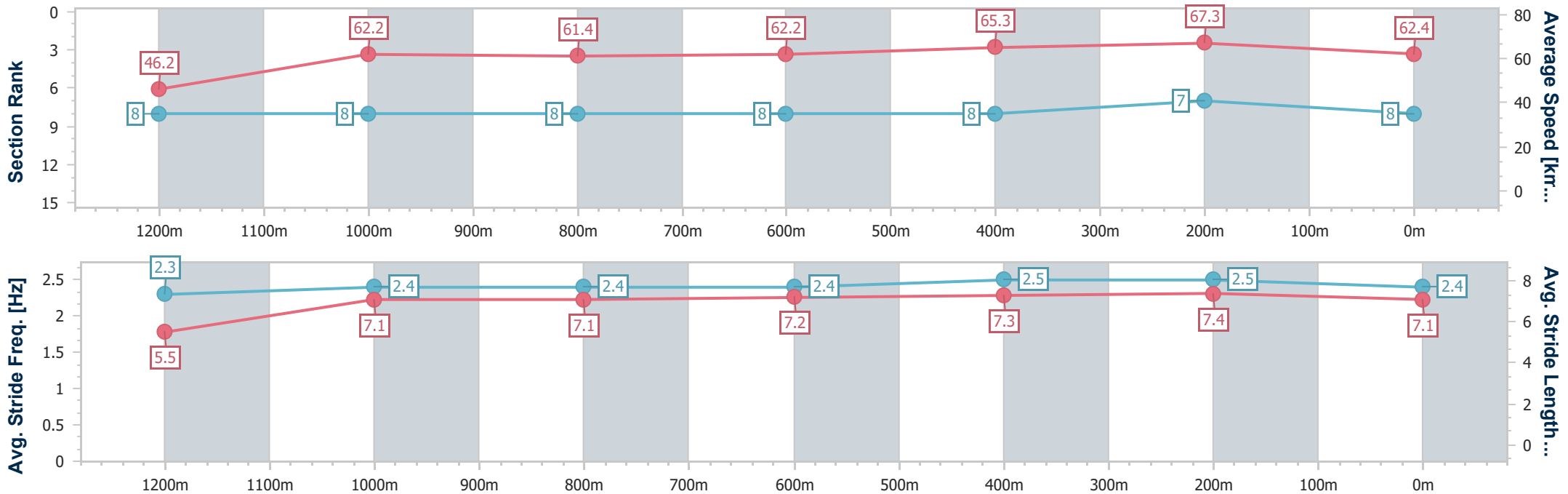
26 October 2024 - 13:24

Track Rating: Good 4, Weather: Fine, Rail Position: +0.5m Entire



BRISBANE RACING CLUB

Section	Overall	1200m	1000m	800m	600m	400m	200m
Section Times	1:20.10 [8] (0:11.70)	1:08.40 [8] (0:11.58)	0:56.82 [8] (0:11.75)	0:45.07 [8] (0:11.65)	0:33.42 [8] (0:11.16)	0:22.26 [8] (0:10.72)	0:11.54 [7] (0:11.54)
Average Speed [km/h]	46.2	62.2	61.4	62.2	65.3	67.3	62.4
Top Speed [km/h]	60.4	63.4	62.4	63.3	66.8	68.6	66.3
Avg. Dist. to Rail [m]	8.8	1.6	0.8	1.7	1.8	3.6	5.6
Avg. Stride Freq. [Hz]	2.3	2.4	2.4	2.4	2.5	2.5	2.4
Avg. Stride Length [m]	5.5	7.1	7.1	7.2	7.3	7.4	7.1



- [ ] Ranking at each section and finish
- .-.- No data available at this section
- NA No data available



Horse/Jockey Name	Midori Beauty
Final Rank	9
Fastest Section Time (Section)	0:10.87 (400m)
Top Speed [km/h] (Section)	66.9 (400m)
Race State	Finished



Doomben QLD Professional

Race 4: Ladbrokes Winx 2018 Class 3 Plate - 1350m

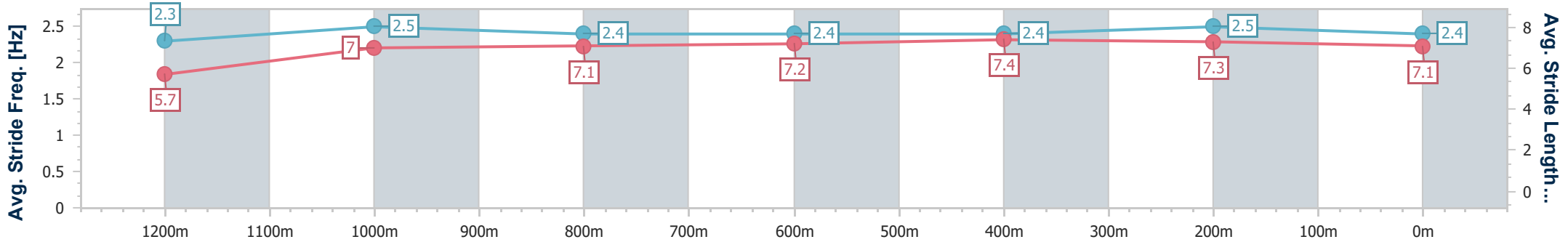
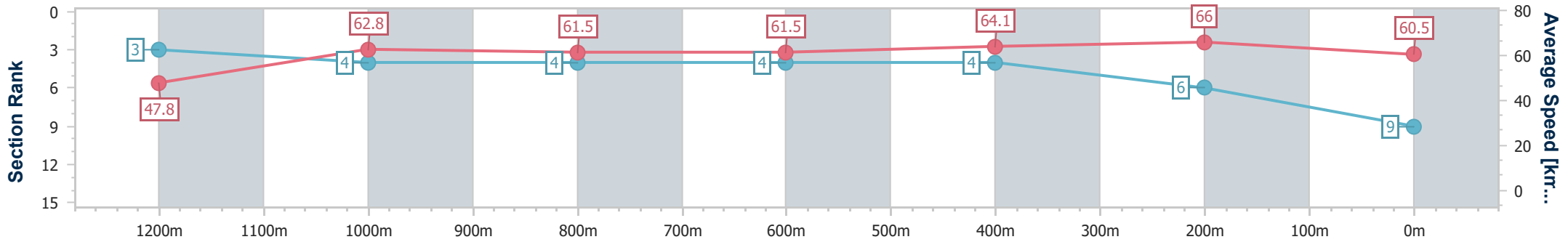
26 October 2024 - 13:24

Track Rating: Good 4, Weather: Fine, Rail Position: +0.5m Entire



BRISBANE RACING CLUB

Section	Overall	1200m	1000m	800m	600m	400m	200m
Section Times	1:20.27 [9] (0:11.32)	1:08.95 [3] (0:11.46)	0:57.49 [4] (0:11.74)	0:45.75 [4] (0:11.75)	0:34.00 [4] (0:11.21)	0:22.79 [4] (0:10.87)	0:11.92 [6] (0:11.92)
Average Speed [km/h]	47.8	62.8	61.5	61.5	64.1	66.0	60.5
Top Speed [km/h]	62.9	64.2	62.3	63.4	65.2	66.9	64.4
Avg. Dist. to Rail [m]	4.1	1.1	1.3	0.9	0.3	1.0	3.2
Avg. Stride Freq. [Hz]	2.3	2.5	2.4	2.4	2.4	2.5	2.4
Avg. Stride Length [m]	5.7	7.0	7.1	7.2	7.4	7.3	7.1



- [ ] Ranking at each section and finish
- .-.- No data available at this section
- NA No data available