



# Doomben QLD Professional

## Race 1: Ladbrokes Form Genius BM68 Handicap - 1110m

26 October 2024 - 11:38



BRISBANE  
RACING CLUB

Track Rating: Good 4, Weather: Fine, Rail Position: +0.5m Entire

Section		Overall	1000m	800m	600m	400m	200m	Last 600m					
Field Times		1:03.08 (0:08.23)	0:54.85 (0:10.60)	0:44.25 (0:10.88)	0:33.37 (0:11.09)	0:22.28 (0:10.91)	0:11.37 (0:11.37)	0:33.37					
Rank	TAB Horse/Jockey	Barrier	Top Speed [km/h]	Fastest Section	Margin							Distance Travelled [m]	
1	8 TALTARNI FIELDS Cejay Graham	5	68.7 1000m	0:08.23 Overall	1:03.08 [1] (0:08.23)	0:54.85 [1] (0:10.81)	0:44.04 [3] (0:10.90)	0:33.14 [3] (0:11.08)	0:22.06 [3] (0:10.81)	0:11.25 [2] (0:11.25)	1:03.08	0:33.14	
2	2 ACRES AWAY Jasper Franklin	4	71.1 1000m	0:08.80 Overall	1:03.28 [2] (0:08.80)	0:54.48 [6] (0:10.38)	0:44.10 [4] (0:10.86)	0:33.24 [4] (0:10.98)	0:22.26 [4] (0:10.87)	0:11.39 [3] (0:11.39)	1.2L	0:33.24	+1
3	11 STREET CHASE Kyle Wilson-Taylor	2	69.3 1000m	0:08.47 Overall	1:03.44 [3] (0:08.47)	0:54.97 [4] (0:10.77)	0:44.20 [5] (0:11.10)	0:33.10 [5] (0:10.93)	0:22.17 [5] (0:10.78)	0:11.39 [5] (0:11.39)	2.14L	0:33.10	+0
4	10 PINK THUNDER Angela Jones	1	69.7 1000m	0:08.31 Overall	1:03.47 [4] (0:08.31)	0:55.16 [3] (0:10.52)	0:44.64 [1] (0:10.88)	0:33.76 [1] (0:11.09)	0:22.67 [1] (0:10.91)	0:11.76 [1] (0:11.76)	2.31L	0:33.76	-2
5	4 INSTAGOOD Emily Lang	3	68.9 400m	0:08.62 Overall	1:03.52 [5] (0:08.62)	0:54.90 [5] (0:10.83)	0:44.07 [6] (0:10.90)	0:33.17 [6] (0:11.02)	0:22.15 [6] (0:10.71)	0:11.44 [6] (0:11.44)	2.62L	0:33.17	+1
6	6 SHE'S A ROGUE Tahlia Fenlon	6	69.4 1000m	0:08.31 Overall	1:03.56 [6] (0:08.31)	0:55.25 [2] (0:10.56)	0:44.69 [2] (0:10.91)	0:33.78 [2] (0:11.10)	0:22.68 [2] (0:11.05)	0:11.63 [4] (0:11.63)	2.82L	0:33.78	-2

Scratched: Quade (#5), Bews (#1), Mr Encore (#7), Dashing Gee Gee (#3), The Fixer (#9)

[ ] Ranking at each section and finish  
 -:-:- No data available at this section  
 NA No data available

SCN Saddle cloth number  
 DNF Did not finish  
 DNT Did not track



Horse/Jockey Name	Taltarni Fields
Final Rank	1
Fastest Section Time (Section)	0:08.23 (Overall)
Top Speed [km/h] (Section)	68.7 (1000m)
Race State	Finished



Doomben QLD Professional

Race 1: Ladbrokes Form Genius BM68 Handicap - 1110m

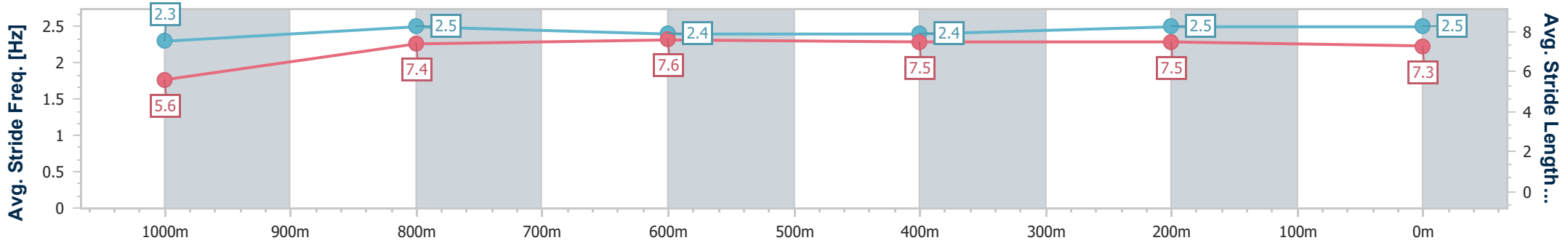
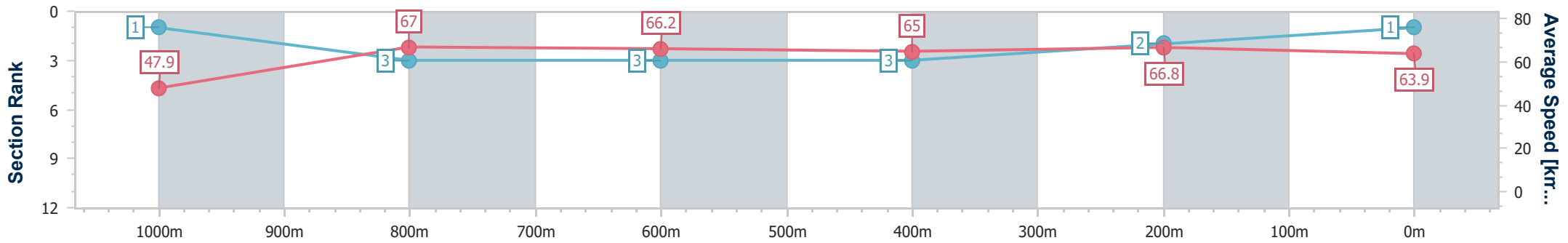
26 October 2024 - 11:38

Track Rating: Good 4, Weather: Fine, Rail Position: +0.5m Entire



BRISBANE RACING CLUB

Section	Overall	1000m	800m	600m	400m	200m
Section Times	1:03.08 [1] (0:08.23)	0:54.85 [1] (0:10.81)	0:44.04 [3] (0:10.90)	0:33.14 [3] (0:11.08)	0:22.06 [3] (0:10.81)	0:11.25 [2] (0:11.25)
Average Speed [km/h]	47.9	67.0	66.2	65.0	66.8	63.9
Top Speed [km/h]	68.0	68.7	67.0	66.1	67.4	66.8
Avg. Dist. to Rail [m]	4.2	1.5	0.8	0.4	0.2	0.7
Avg. Stride Freq. [Hz]	2.3	2.5	2.4	2.4	2.5	2.5
Avg. Stride Length [m]	5.6	7.4	7.6	7.5	7.5	7.3



- [ ] Ranking at each section and finish
- .-.- No data available at this section
- NA No data available



Horse/Jockey Name	Acres Away
Final Rank	2
Fastest Section Time (Section)	0:08.80 (Overall)
Top Speed [km/h] (Section)	71.1 (1000m)
Race State	Finished



Doomben QLD Professional

Race 1: Ladbrokes Form Genius BM68 Handicap - 1110m

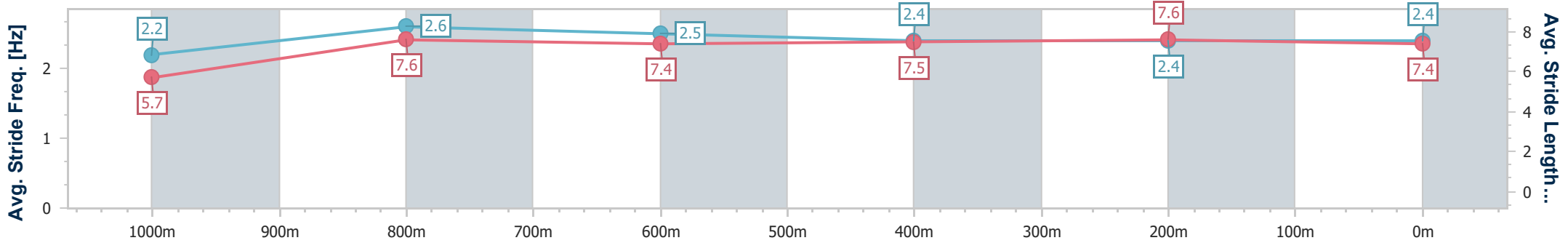
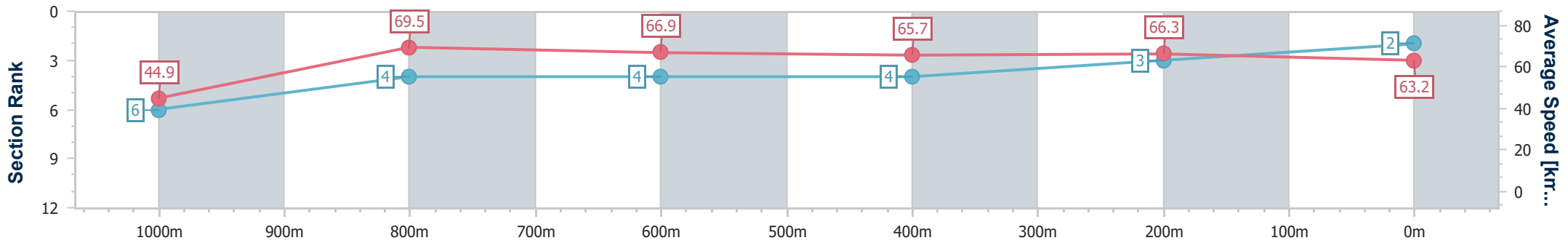
26 October 2024 - 11:38

Track Rating: Good 4, Weather: Fine, Rail Position: +0.5m Entire



BRISBANE RACING CLUB

Section	Overall	1000m	800m	600m	400m	200m
Section Times	1:03.28 [2] (0:08.80)	0:54.48 [6] (0:10.38)	0:44.10 [4] (0:10.86)	0:33.24 [4] (0:10.98)	0:22.26 [4] (0:10.87)	0:11.39 [3]
Average Speed [km/h]	44.9	69.5	66.9	65.7	66.3	63.2
Top Speed [km/h]	66.6	71.1	68.2	66.5	67.3	66.1
Avg. Dist. to Rail [m]	2.8	0.9	1.6	0.9	0.4	0.6
Avg. Stride Freq. [Hz]	2.2	2.6	2.5	2.4	2.4	2.4
Avg. Stride Length [m]	5.7	7.6	7.4	7.5	7.6	7.4



- [ ] Ranking at each section and finish
- .-.- No data available at this section
- NA No data available



Horse/Jockey Name	Street Chase
Final Rank	3
Fastest Section Time (Section)	0:08.47 (Overall)
Top Speed [km/h] (Section)	69.3 (1000m)
Race State	Finished



Doomben QLD Professional

Race 1: Ladbrokes Form Genius BM68 Handicap - 1110m

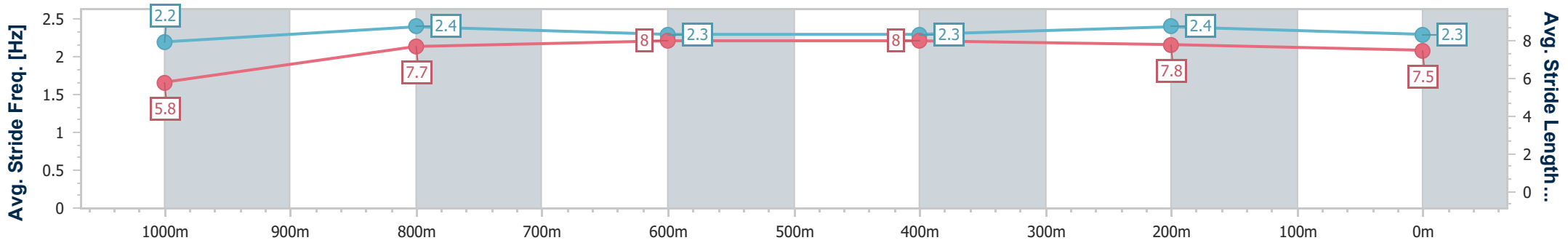
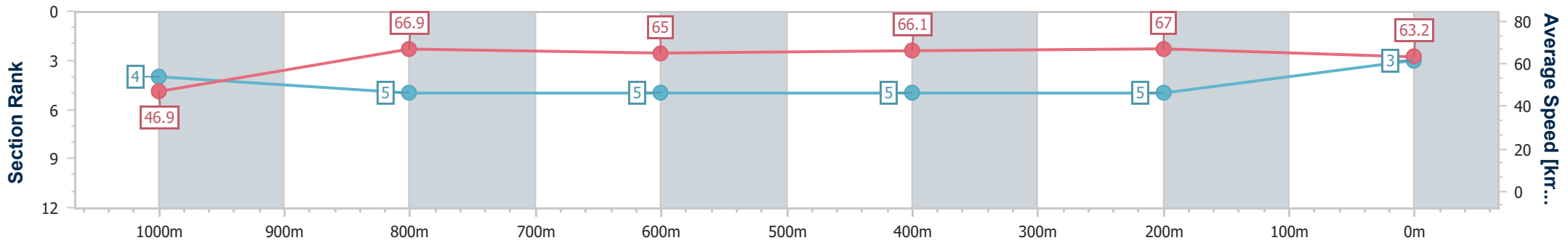
26 October 2024 - 11:38

Track Rating: Good 4, Weather: Fine, Rail Position: +0.5m Entire



BRISBANE RACING CLUB

Section	Overall	1000m	800m	600m	400m	200m
Section Times	1:03.44 [3] (0:08.47)	0:54.97 [4] (0:10.77)	0:44.20 [5] (0:11.10)	0:33.10 [5] (0:10.93)	0:22.17 [5] (0:10.78)	0:11.39 [5] (0:11.39)
Average Speed [km/h]	46.9	66.9	65.0	66.1	67.0	63.2
Top Speed [km/h]	65.6	69.3	67.1	66.7	67.8	66.5
Avg. Dist. to Rail [m]	2.4	1.6	0.6	0.8	1.3	3.0
Avg. Stride Freq. [Hz]	2.2	2.4	2.3	2.3	2.4	2.3
Avg. Stride Length [m]	5.8	7.7	8.0	8.0	7.8	7.5



- [ ] Ranking at each section and finish
- .-.- No data available at this section
- NA No data available



Horse/Jockey Name	Pink Thunder
Final Rank	4
Fastest Section Time (Section)	0:08.31 (Overall)
Top Speed [km/h] (Section)	69.7 (1000m)
Race State	Finished



### Doomben QLD Professional

Race 1: Ladbrokes Form Genius BM68 Handicap - 1110m

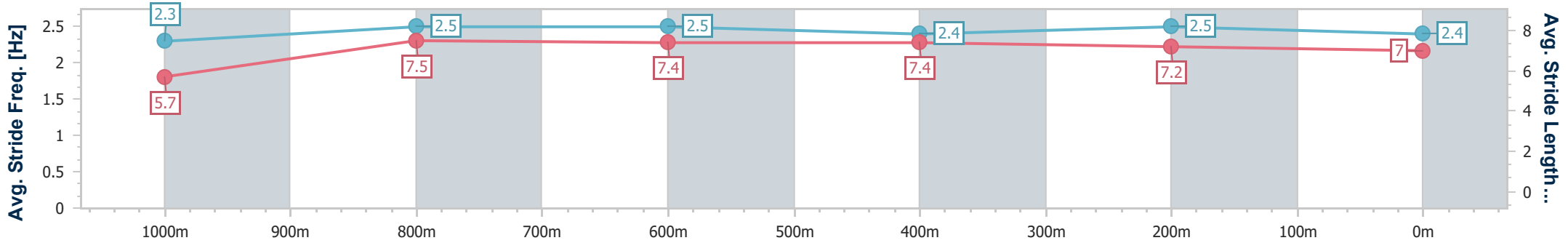
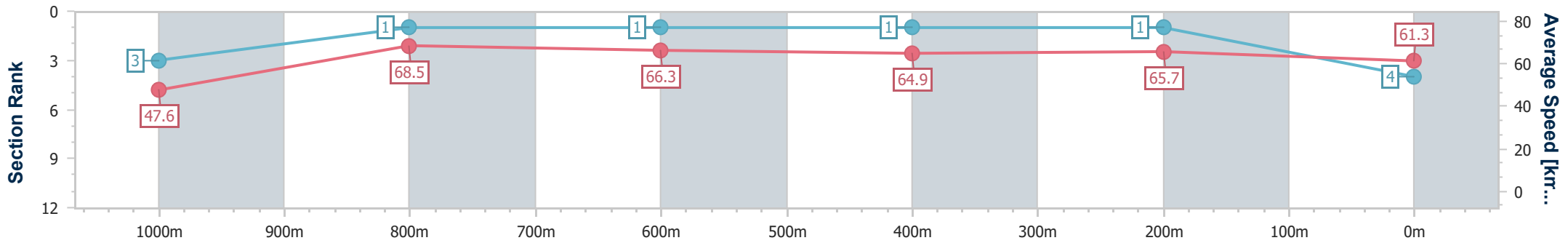
26 October 2024 - 11:38

Track Rating: Good 4, Weather: Fine, Rail Position: +0.5m Entire



BRISBANE RACING CLUB

Section	Overall	1000m	800m	600m	400m	200m
Section Times	1:03.47 [4] (0:08.31)	0:55.16 [3] (0:10.52)	0:44.64 [1] (0:10.88)	0:33.76 [1] (0:11.09)	0:22.67 [1] (0:10.91)	0:11.76 [1] (0:11.76)
Average Speed [km/h]	47.6	68.5	66.3	64.9	65.7	61.3
Top Speed [km/h]	66.2	69.7	67.5	66.4	66.3	65.5
Avg. Dist. to Rail [m]	1.6	0.4	0.9	0.6	2.3	0.3
Avg. Stride Freq. [Hz]	2.3	2.5	2.5	2.4	2.5	2.4
Avg. Stride Length [m]	5.7	7.5	7.4	7.4	7.2	7.0



- [ ] Ranking at each section and finish
- .-.- No data available at this section
- NA No data available



Horse/Jockey Name	Instagood
Final Rank	5
Fastest Section Time (Section)	0:08.62 (Overall)
Top Speed [km/h] (Section)	68.9 (400m)
Race State	Finished



### Doomben QLD Professional

Race 1: Ladbrokes Form Genius BM68 Handicap - 1110m

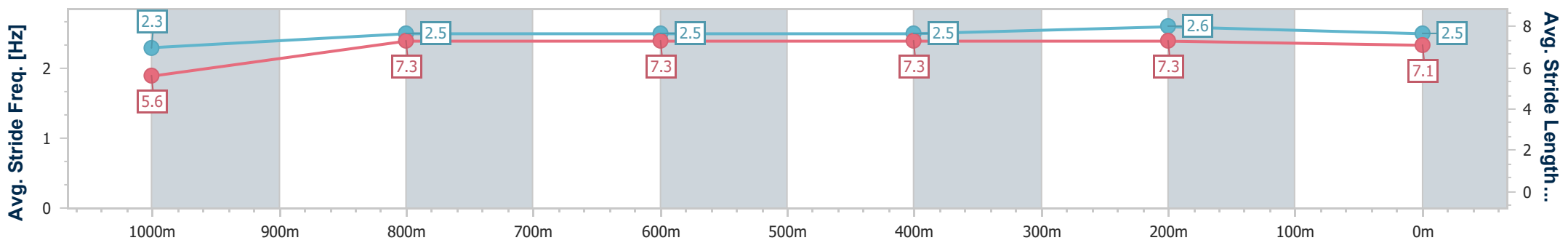
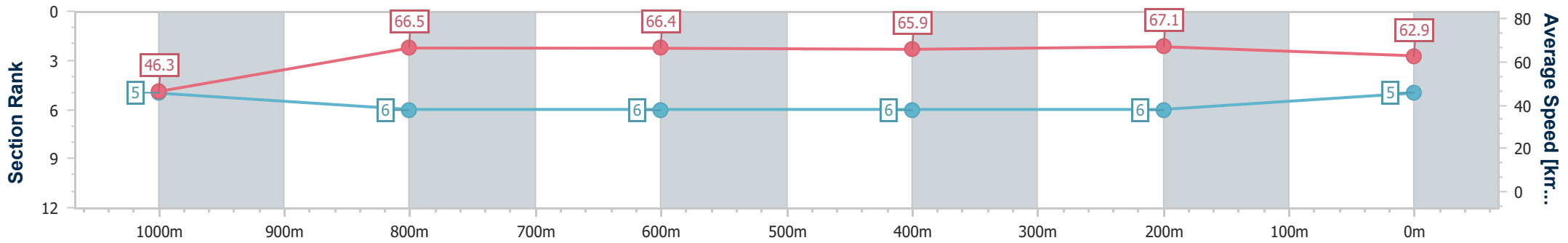
26 October 2024 - 11:38

Track Rating: Good 4, Weather: Fine, Rail Position: +0.5m Entire



BRISBANE RACING CLUB

Section	Overall	1000m	800m	600m	400m	200m
Section Times	1:03.52 [5] (0:08.62)	0:54.90 [5] (0:10.83)	0:44.07 [6] (0:10.90)	0:33.17 [6] (0:11.02)	0:22.15 [6] (0:10.71)	0:11.44 [6] (0:11.44)
Average Speed [km/h]	46.3	66.5	66.4	65.9	67.1	62.9
Top Speed [km/h]	64.1	68.2	67.9	66.8	68.9	65.7
Avg. Dist. to Rail [m]	3.5	1.8	1.0	1.2	0.7	1.7
Avg. Stride Freq. [Hz]	2.3	2.5	2.5	2.5	2.6	2.5
Avg. Stride Length [m]	5.6	7.3	7.3	7.3	7.3	7.1



- [ ] Ranking at each section and finish
- .-.- No data available at this section
- NA No data available



Horse/Jockey Name	She's A Rogue
Final Rank	6
Fastest Section Time (Section)	0:08.31 (Overall)
Top Speed [km/h] (Section)	69.4 (1000m)
Race State	Finished



Doomben QLD Professional

Race 1: Ladbrokes Form Genius BM68 Handicap - 1110m

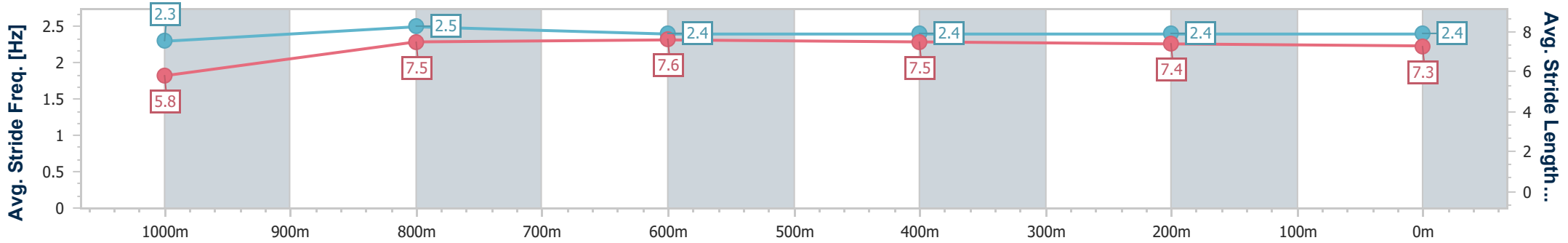
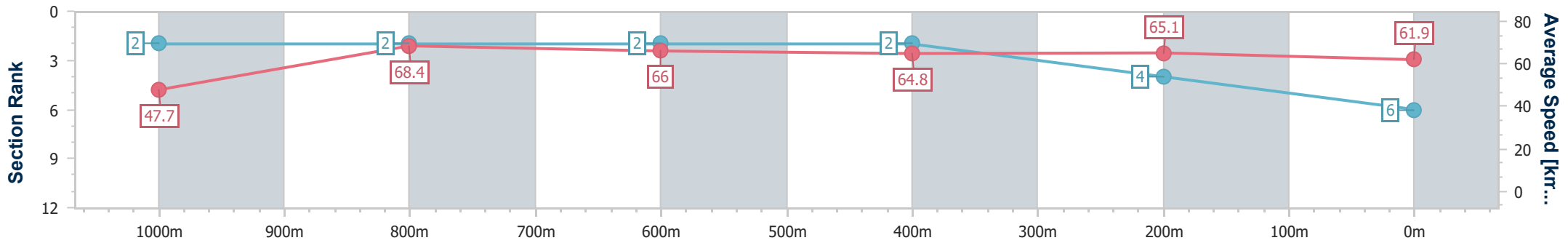
26 October 2024 - 11:38

Track Rating: Good 4, Weather: Fine, Rail Position: +0.5m Entire



BRISBANE RACING CLUB

Section	Overall	1000m	800m	600m	400m	200m
Section Times	1:03.56 [6] (0:08.31)	0:55.25 [2] (0:10.56)	0:44.69 [2] (0:10.91)	0:33.78 [2] (0:11.10)	0:22.68 [2] (0:11.05)	0:11.63 [4] (0:11.63)
Average Speed [km/h]	47.7	68.4	66.0	64.8	65.1	61.9
Top Speed [km/h]	66.8	69.4	67.1	66.2	65.6	65.4
Avg. Dist. to Rail [m]	5.6	2.1	0.2	0.2	0.6	0.5
Avg. Stride Freq. [Hz]	2.3	2.5	2.4	2.4	2.4	2.4
Avg. Stride Length [m]	5.8	7.5	7.6	7.5	7.4	7.3



- [ ] Ranking at each section and finish
- .-.-.- No data available at this section
- NA No data available