



# Aquis Park Gold Coast Poly QLD Professional

## Race 2: Gold Coast Concrete Recycling Maiden Handicap - 1200m



26 October 2024 - 13:40

Track Rating: Synthetic, Weather: Fine, Rail Position: True

Section		Overall	1000m	800m	600m	400m	200m	Last 600m					
Field Times		1:10.74 (0:13.59)	0:57.15 (0:11.14)	0:46.01 (0:11.44)	0:34.57 (0:11.37)	0:23.20 (0:11.42)	0:11.78 (0:11.78)	0:34.57					
Rank	TAB Horse/Jockey	Barrier	Top Speed [km/h]	Fastest Section							Margin	Distance Travelled [m]	
1	5 DELIBES Kirk Matheson	6	65.7 600m	0:11.22 1000m	1:10.74 [1] (0:13.94)	0:56.80 [5] (0:11.22)	0:45.58 [5] (0:11.29)	0:34.29 [4] (0:11.31)	0:22.98 [3] (0:11.34)	0:11.64 [3] (0:11.64)	1:10.74	0:34.29	
2	2 PEARL IN HAY Yvette Lewis	7	65.9 Overall	0:11.14 1000m	1:10.79 [2] (0:13.61)	0:57.18 [2] (0:11.14)	0:46.04 [2] (0:11.42)	0:34.62 [1] (0:11.37)	0:23.25 [2] (0:11.51)	0:11.74 [2] (0:11.74)	0.2L	0:34.62	+0
3	7 ANOTHERLOVELYDAY Micheal Hellyer	4	66.2 1000m	0:11.14 1000m	1:11.18 [3] (0:13.59)	0:57.59 [1] (0:11.14)	0:46.45 [1] (0:11.44)	0:35.01 [2] (0:11.37)	0:23.64 [1] (0:11.42)	0:12.22 [1] (0:12.22)	2.5L	0:35.01	-5
4	3 MEANASENKO Paul Hammersley	3	66.4 1000m	0:11.20 1000m	1:11.55 [4] (0:13.88)	0:57.67 [4] (0:11.20)	0:46.47 [4] (0:11.38)	0:35.09 [5] (0:11.50)	0:23.59 [5] (0:11.59)	0:12.00 [4] (0:12.00)	4.5L	0:35.09	-2
5	4 ELEANOR NANCY Michael Cahill	2	65.7 1000m	0:11.23 1000m	1:11.78 [5] (0:13.79)	0:57.99 [3] (0:11.23)	0:46.76 [3] (0:11.32)	0:35.44 [3] (0:11.55)	0:23.89 [4] (0:11.72)	0:12.17 [5] (0:12.17)	5.8L	0:35.44	-5
6	6 PUMICESTONE ROAD Sean Cormack	8	66.9 600m	0:11.18 1000m	1:12.02 [6] (0:14.14)	0:57.88 [6] (0:11.18)	0:46.70 [6] (0:11.34)	0:35.36 [6] (0:11.46)	0:23.90 [6] (0:11.75)	0:12.15 [6] (0:12.15)	7.1L	0:35.36	+5
7	1 BERAJONDO Amy Graham	5	66.8 1000m	0:11.03 1000m	1:12.30 [7] (0:14.29)	0:58.01 [7] (0:11.03)	0:46.98 [7] (0:11.35)	0:35.63 [7] (0:11.47)	0:24.16 [7] (0:11.82)	0:12.34 [7] (0:12.34)	8.6L	0:35.63	-7

Scratched: Measured (#8)

[ ] Ranking at each section and finish  
 -:-:- No data available at this section  
 NA No data available

SCN Saddle cloth number  
 DNF Did not finish  
 DNT Did not track



Horse/Jockey Name	Delibes
Final Rank	1
Fastest Section Time (Section)	0:11.22 (1000m)
Top Speed [km/h] (Section)	65.7 (600m)
Race State	Finished



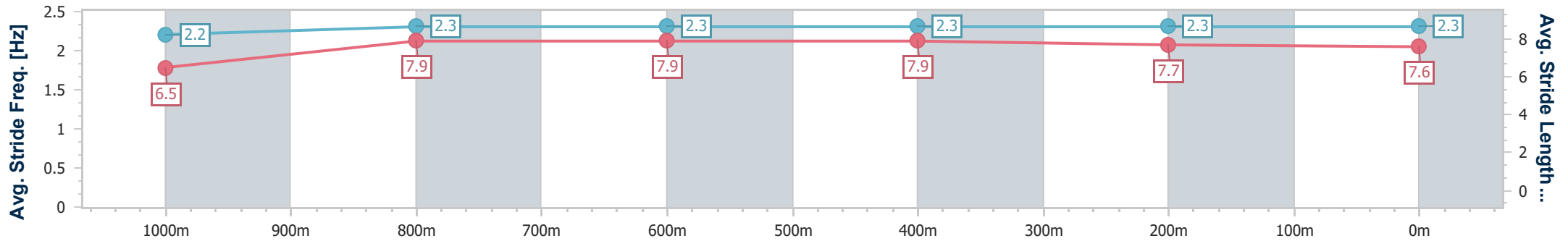
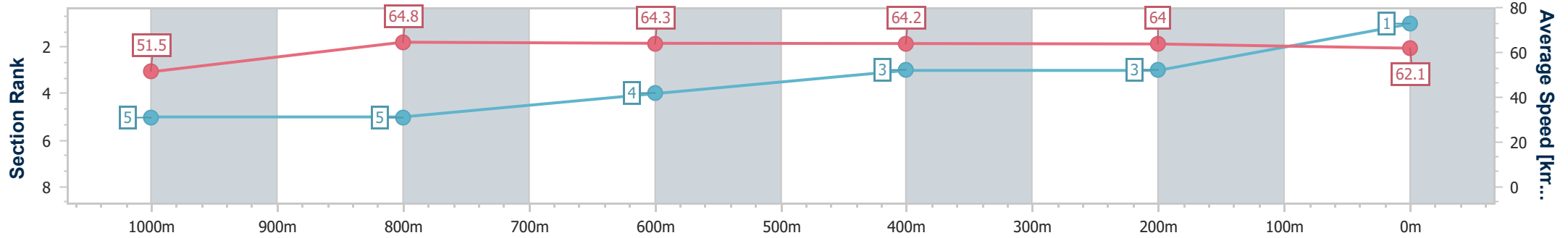
Aquis Park Gold Coast Poly QLD Professional  
Race 2: Gold Coast Concrete Recycling Maiden Handicap - 1200m



26 October 2024 - 13:40

Track Rating: Synthetic, Weather: Fine, Rail Position: True

Section	Overall	1000m	800m	600m	400m	200m
Section Times	1:10.74 [1] (0:13.94)	0:56.80 [5] (0:11.22)	0:45.58 [5] (0:11.29)	0:34.29 [4] (0:11.31)	0:22.98 [3] (0:11.34)	0:11.64 [3] (0:11.64)
Average Speed [km/h]	51.5	64.8	64.3	64.2	64.0	62.1
Top Speed [km/h]	64.4	65.6	65.4	65.7	64.4	64.0
Avg. Dist. to Rail [m]	4.1	2.3	1.7	2.0	3.8	4.9
Avg. Stride Freq. [Hz]	2.2	2.3	2.3	2.3	2.3	2.3
Avg. Stride Length [m]	6.5	7.9	7.9	7.9	7.7	7.6



- [ ] Ranking at each section and finish
- .-.- No data available at this section
- NA No data available



Horse/Jockey Name	Pearl In Hay
Final Rank	2
Fastest Section Time (Section)	0:11.14 (1000m)
Top Speed [km/h] (Section)	65.9 (Overall)
Race State	Finished



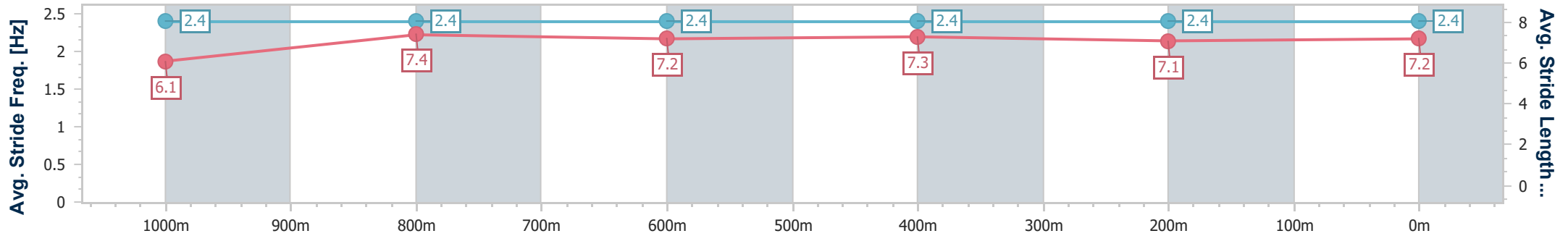
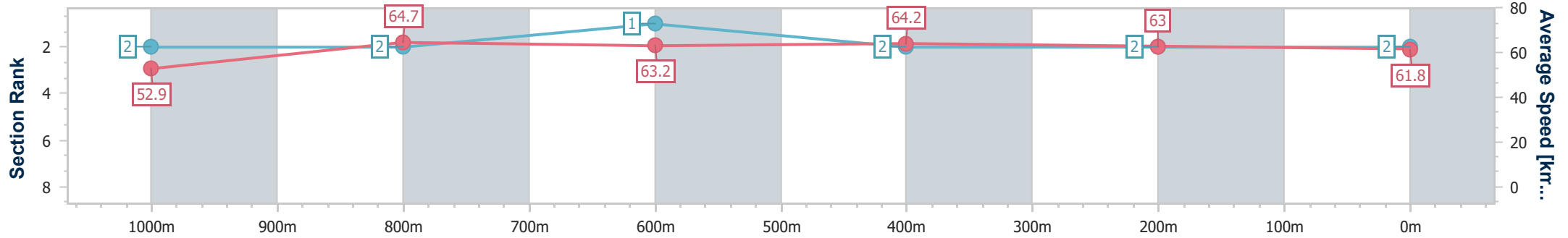
Aquis Park Gold Coast Poly QLD Professional  
Race 2: Gold Coast Concrete Recycling Maiden Handicap - 1200m



26 October 2024 - 13:40

Track Rating: Synthetic, Weather: Fine, Rail Position: True

Section	Overall	1000m	800m	600m	400m	200m
Section Times	1:10.79 [2] (0:13.61)	0:57.18 [2] (0:11.14)	0:46.04 [2] (0:11.42)	0:34.62 [1] (0:11.37)	0:23.25 [2] (0:11.51)	0:11.74 [2] (0:11.74)
Average Speed [km/h]	52.9	64.7	63.2	64.2	63.0	61.8
Top Speed [km/h]	65.9	65.9	64.5	65.0	64.8	64.0
Avg. Dist. to Rail [m]	3.5	0.5	1.0	2.6	4.0	4.9
Avg. Stride Freq. [Hz]	2.4	2.4	2.4	2.4	2.4	2.4
Avg. Stride Length [m]	6.1	7.4	7.2	7.3	7.1	7.2



- [ ] Ranking at each section and finish
- .-.- No data available at this section
- NA No data available



Horse/Jockey Name	Anotherlovelyday
Final Rank	3
Fastest Section Time (Section)	0:11.14 (1000m)
Top Speed [km/h] (Section)	66.2 (1000m)
Race State	Finished



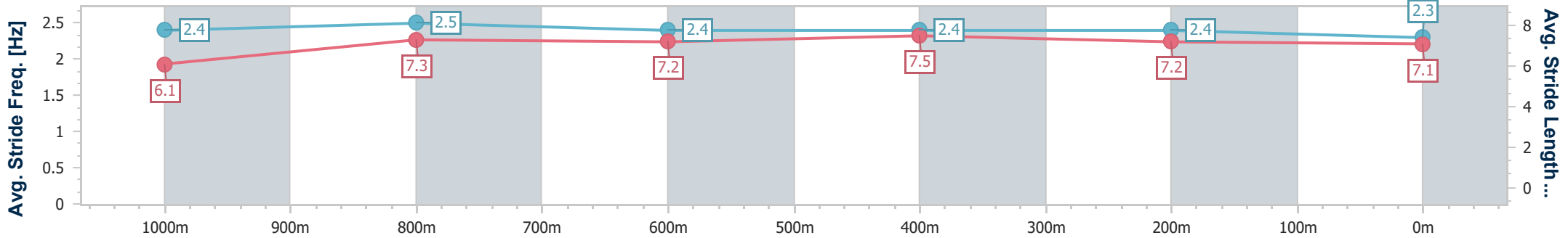
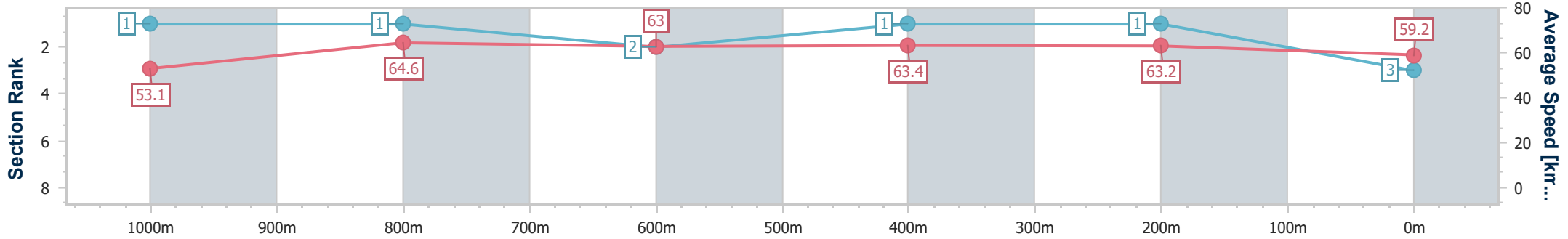
Aquis Park Gold Coast Poly QLD Professional  
Race 2: Gold Coast Concrete Recycling Maiden Handicap - 1200m



26 October 2024 - 13:40

Track Rating: Synthetic, Weather: Fine, Rail Position: True

Section	Overall	1000m	800m	600m	400m	200m
Section Times	1:11.18 [3] (0:13.59)	0:57.59 [1] (0:11.14)	0:46.45 [1] (0:11.44)	0:35.01 [2] (0:11.37)	0:23.64 [1] (0:11.42)	0:12.22 [1] (0:12.22)
Average Speed [km/h]	53.1	64.6	63.0	63.4	63.2	59.2
Top Speed [km/h]	65.7	66.2	64.9	64.3	64.8	61.8
Avg. Dist. to Rail [m]	2.4	0.5	0.5	0.5	1.0	2.6
Avg. Stride Freq. [Hz]	2.4	2.5	2.4	2.4	2.4	2.3
Avg. Stride Length [m]	6.1	7.3	7.2	7.5	7.2	7.1



- [ ] Ranking at each section and finish
- .-.- No data available at this section
- NA No data available



Horse/Jockey Name	Meanasenko
Final Rank	4
Fastest Section Time (Section)	0:11.20 (1000m)
Top Speed [km/h] (Section)	66.4 (1000m)
Race State	Finished



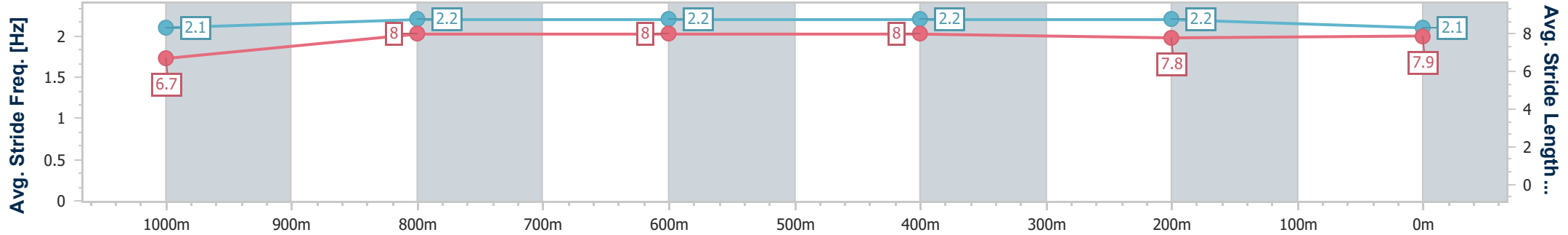
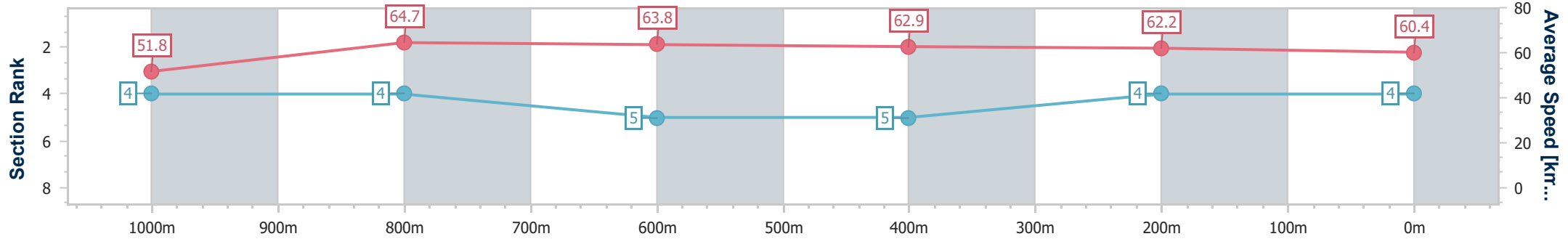
Aquis Park Gold Coast Poly QLD Professional  
Race 2: Gold Coast Concrete Recycling Maiden Handicap - 1200m



26 October 2024 - 13:40

Track Rating: Synthetic, Weather: Fine, Rail Position: True

Section	Overall	1000m	800m	600m	400m	200m
Section Times	1:11.55 [4] (0:13.88)	0:57.67 [4] (0:11.20)	0:46.47 [4] (0:11.38)	0:35.09 [5] (0:11.50)	0:23.59 [5] (0:11.59)	0:12.00 [4] (0:12.00)
Average Speed [km/h]	51.8	64.7	63.8	62.9	62.2	60.4
Top Speed [km/h]	65.3	66.4	65.2	65.0	63.9	62.4
Avg. Dist. to Rail [m]	2.4	1.7	1.2	0.9	2.8	4.2
Avg. Stride Freq. [Hz]	2.1	2.2	2.2	2.2	2.2	2.1
Avg. Stride Length [m]	6.7	8.0	8.0	8.0	7.8	7.9



- [ ] Ranking at each section and finish
- .-.- No data available at this section
- NA No data available



Horse/Jockey Name	Eleanor Nancy
Final Rank	5
Fastest Section Time (Section)	0:11.23 (1000m)
Top Speed [km/h] (Section)	65.7 (1000m)
Race State	Finished



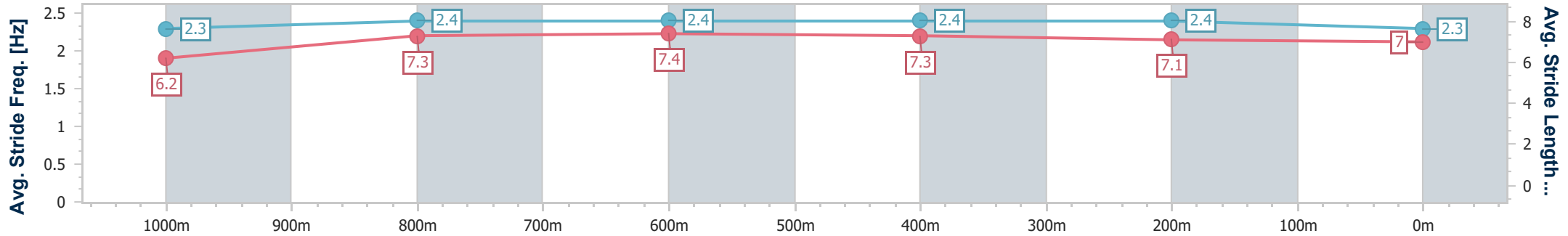
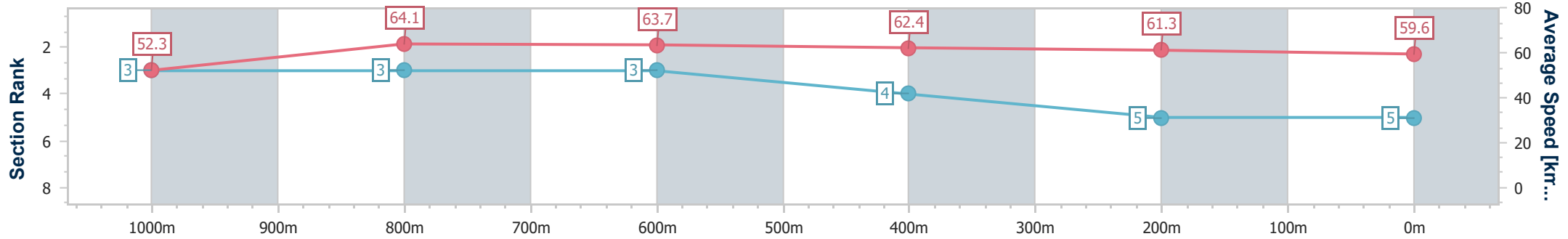
Aquis Park Gold Coast Poly QLD Professional  
Race 2: Gold Coast Concrete Recycling Maiden Handicap - 1200m



26 October 2024 - 13:40

Track Rating: Synthetic, Weather: Fine, Rail Position: True

Section	Overall	1000m	800m	600m	400m	200m
Section Times	1:11.78 [5] (0:13.79)	0:57.99 [3] (0:11.23)	0:46.76 [3] (0:11.32)	0:35.44 [3] (0:11.55)	0:23.89 [4] (0:11.72)	0:12.17 [5] (0:12.17)
Average Speed [km/h]	52.3	64.1	63.7	62.4	61.3	59.6
Top Speed [km/h]	64.8	65.7	65.4	65.7	62.5	61.2
Avg. Dist. to Rail [m]	1.7	0.9	0.2	0.4	0.4	1.9
Avg. Stride Freq. [Hz]	2.3	2.4	2.4	2.4	2.4	2.3
Avg. Stride Length [m]	6.2	7.3	7.4	7.3	7.1	7.0



- [ ] Ranking at each section and finish
- .-.- No data available at this section
- NA No data available



Horse/Jockey Name	Pumicestone Road
Final Rank	6
Fastest Section Time (Section)	0:11.18 (1000m)
Top Speed [km/h] (Section)	66.9 (600m)
Race State	Finished



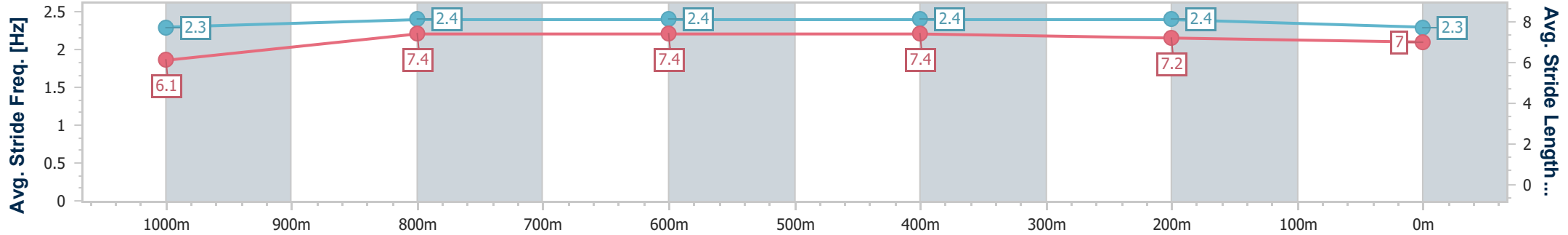
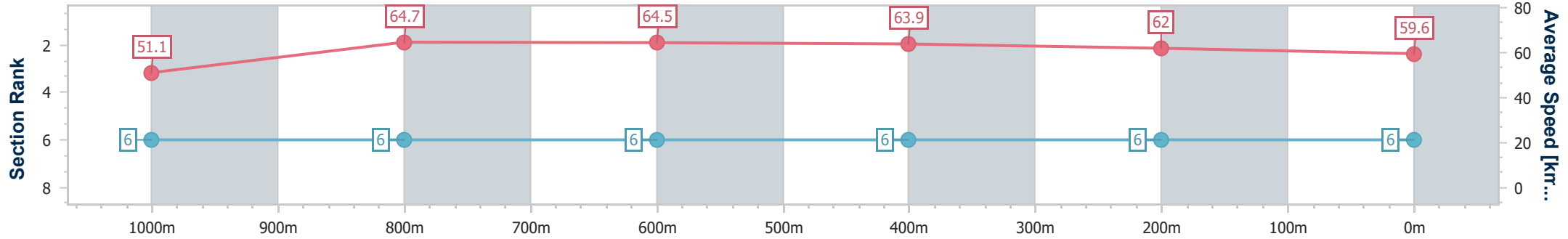
Aquis Park Gold Coast Poly QLD Professional  
Race 2: Gold Coast Concrete Recycling Maiden Handicap - 1200m



26 October 2024 - 13:40

Track Rating: Synthetic, Weather: Fine, Rail Position: True

Section	Overall	1000m	800m	600m	400m	200m
Section Times	1:12.02 [6] (0:14.14)	0:57.88 [6] (0:11.18)	0:46.70 [6] (0:11.34)	0:35.36 [6] (0:11.46)	0:23.90 [6] (0:11.75)	0:12.15 [6] (0:12.15)
Average Speed [km/h]	51.1	64.7	64.5	63.9	62.0	59.6
Top Speed [km/h]	64.3	65.9	66.2	66.9	63.6	62.8
Avg. Dist. to Rail [m]	5.4	2.2	2.9	3.6	5.7	7.9
Avg. Stride Freq. [Hz]	2.3	2.4	2.4	2.4	2.4	2.3
Avg. Stride Length [m]	6.1	7.4	7.4	7.4	7.2	7.0



- [ ] Ranking at each section and finish
- .-.- No data available at this section
- NA No data available



Horse/Jockey Name	Berajondo
Final Rank	7
Fastest Section Time (Section)	0:11.03 (1000m)
Top Speed [km/h] (Section)	66.8 (1000m)
Race State	Finished



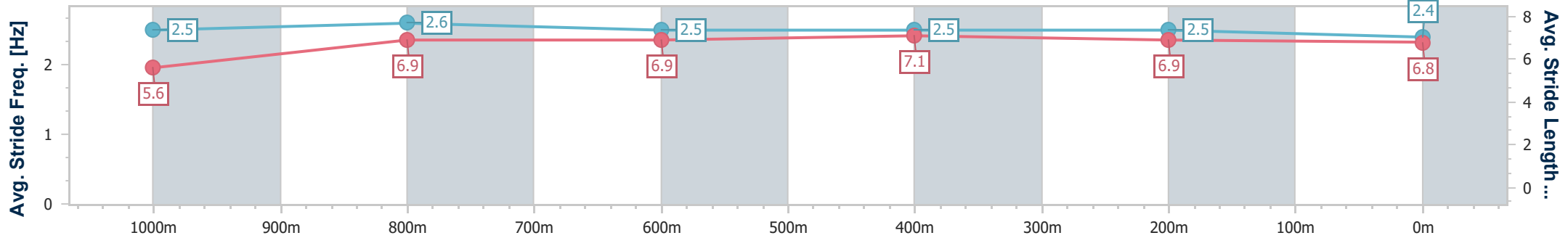
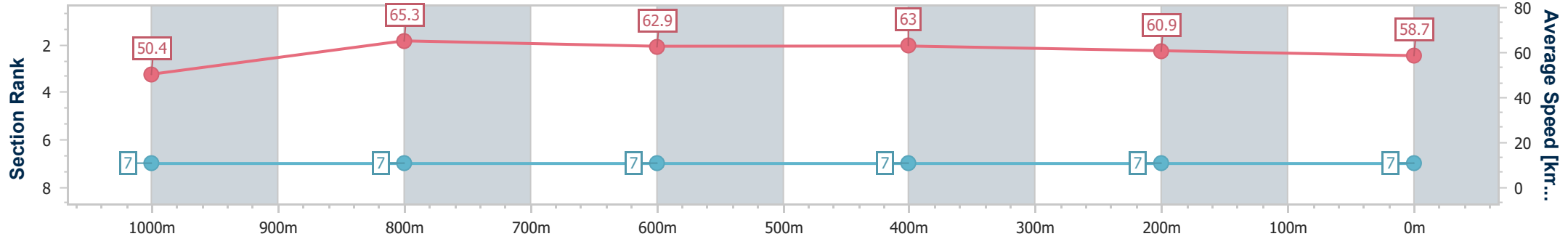
Aquis Park Gold Coast Poly QLD Professional  
Race 2: Gold Coast Concrete Recycling Maiden Handicap - 1200m



26 October 2024 - 13:40

Track Rating: Synthetic, Weather: Fine, Rail Position: True

Section	Overall	1000m	800m	600m	400m	200m
Section Times	1:12.30 [7] (0:14.29)	0:58.01 [7] (0:11.03)	0:46.98 [7] (0:11.35)	0:35.63 [7] (0:11.47)	0:24.16 [7] (0:11.82)	0:12.34 [7] (0:12.34)
Average Speed [km/h]	50.4	65.3	62.9	63.0	60.9	58.7
Top Speed [km/h]	65.3	66.8	65.5	65.5	61.7	60.7
Avg. Dist. to Rail [m]	2.9	0.5	1.1	0.3	0.6	2.4
Avg. Stride Freq. [Hz]	2.5	2.6	2.5	2.5	2.5	2.4
Avg. Stride Length [m]	5.6	6.9	6.9	7.1	6.9	6.8



- [ ] Ranking at each section and finish
- .-.- No data available at this section
- NA No data available