



Aquis Park Gold Coast Poly QLD Professional

Race 1: Quality Concrete Recycling Maiden Plate - 1540m

26 October 2024 - 13:04



Track Rating: Synthetic, Weather: Fine, Rail Position: True

Section		Overall	1400m	1200m	1000m	800m	600m	400m	Last 600m				
Field Times		1:33.32 (0:10.47)	1:22.85 (0:11.67)	1:11.18 (0:11.57)	0:59.61 (0:11.88)	0:47.73 (0:11.94)	0:35.79 (0:11.74)	0:24.05 (0:11.77)	0:35.79				
Rank	TAB Horse/Jockey	Barrier	Top Speed [km/h]	Fastest Section	Distance Travelled [m]								
1	5 COCO JEWEL Casey Waddell	3	63.8 1200m	0:10.47 Overall	1:33.32 [1] (0:10.47)	1:22.85 [1] (0:11.74)	1:11.11 [2] (0:11.50)	0:59.61 [1] (0:11.88)	0:47.73 [1] (0:11.94)	0:35.79 [1] (0:11.74)	0:24.05 [1] (0:11.77)	0:35.79	
2	2 FAST DA Micheal Hellyer	5	65.4 1400m	0:10.53 Overall	1:33.49 [2] (0:10.53)	1:22.96 [3] (0:11.61)	1:11.35 [1] (0:11.61)	0:59.74 [2] (0:11.92)	0:47.82 [2] (0:11.98)	0:35.84 [2] (0:11.77)	0:24.07 [2] (0:11.90)	0:35.84	+9
3	3 TRAPEZE TORQUE Sean Cormack	4	63.2 1400m	0:10.53 Overall	1:33.57 [3] (0:10.53)	1:23.04 [2] (0:11.80)	1:11.24 [3] (0:11.73)	0:59.51 [4] (0:11.98)	0:47.53 [4] (0:11.87)	0:35.66 [4] (0:11.74)	0:23.92 [4] (0:11.92)	0:35.66	+9
4	7 THUNDER SHANGHAI Amy Graham	7	63.8 1400m	0:10.85 Overall	1:33.61 [4] (0:10.85)	1:22.76 [4] (0:11.72)	1:11.04 [5] (0:11.76)	0:59.28 [5] (0:12.00)	0:47.28 [5] (0:11.71)	0:35.57 [5] (0:11.73)	0:23.84 [5] (0:11.77)	0:35.57	+4
5	4 WHISKY TYCOON Yvette Lewis	6	63.6 1400m	0:10.85 Overall	1:34.48 [5] (0:10.85)	1:23.63 [5] (0:11.51)	1:12.12 [4] (0:11.54)	1:00.58 [3] (0:11.90)	0:48.68 [3] (0:11.95)	0:36.73 [3] (0:11.76)	0:24.97 [3] (0:12.14)	0:36.73	+1
6	6 SHE'LL GO BOOM Kevin Bohorun	2	63.4 800m	0:11.14 Overall	1:35.57 [6] (0:11.14)	1:24.43 [6] (0:12.03)	1:12.40 [6] (0:11.74)	1:00.66 [6] (0:11.84)	0:48.82 [6] (0:11.65)	0:37.17 [6] (0:11.86)	0:25.31 [6] (0:12.56)	0:37.17	+4

Scratched: Adalmo (#1)

[] Ranking at each section and finish
 -:-:- No data available at this section
 NA No data available

SCN Saddle cloth number
 DNF Did not finish
 DNT Did not track



Aquis Park Gold Coast Poly QLD Professional
Race 1: Quality Concrete Recycling Maiden Plate - 1540m
26 October 2024 - 13:04



Track Rating: Synthetic, Weather: Fine, Rail Position: True

Section				200m				Last 600m	
Field Times				0:12.28 (0:12.28)				0:35.79	
Rank	TAB	Horse/Jockey	Barrier	Top Speed [km/h]	Fastest Section	Margin			Distance Travelled [m]
1	5	COCO JEWEL Casey Waddell	3	63.8 1200m	0:10.47 Overall	0:12.28 [1] (0:12.28)	1:33.32		0:35.79
2	2	FAST DA Micheal Hellyer	5	65.4 1400m	0:10.53 Overall	0:12.17 [2] (0:12.17)	0.8L		0:35.84 +9
3	3	TRAPEZE TORQUE Sean Cormack	4	63.2 1400m	0:10.53 Overall	0:12.00 [4] (0:12.00)	1.2L		0:35.66 +9
4	7	THUNDER SHANGHAI Amy Graham	7	63.8 1400m	0:10.85 Overall	0:12.07 [3] (0:12.07)	1.4L		0:35.57 +4
5	4	WHISKY TYCOON Yvette Lewis	6	63.6 1400m	0:10.85 Overall	0:12.83 [5] (0:12.83)	6.4L		0:36.73 +1
6	6	SHE'LL GO BOOM Kevin Bohorun	2	63.4 800m	0:11.14 Overall	0:12.75 [6] (0:12.75)	12.7L		0:37.17 +4

Scratched: Adalmo (#1)

[] Ranking at each section and finish
 -:-:-:- No data available at this section
 NA No data available

SCN Saddle cloth number
 DNF Did not finish
 DNT Did not track



Horse/Jockey Name	Coco Jewel
Final Rank	1
Fastest Section Time (Section)	0:10.47 (Overall)
Top Speed [km/h] (Section)	63.8 (1200m)
Race State	Finished



Aquis Park Gold Coast Poly QLD Professional

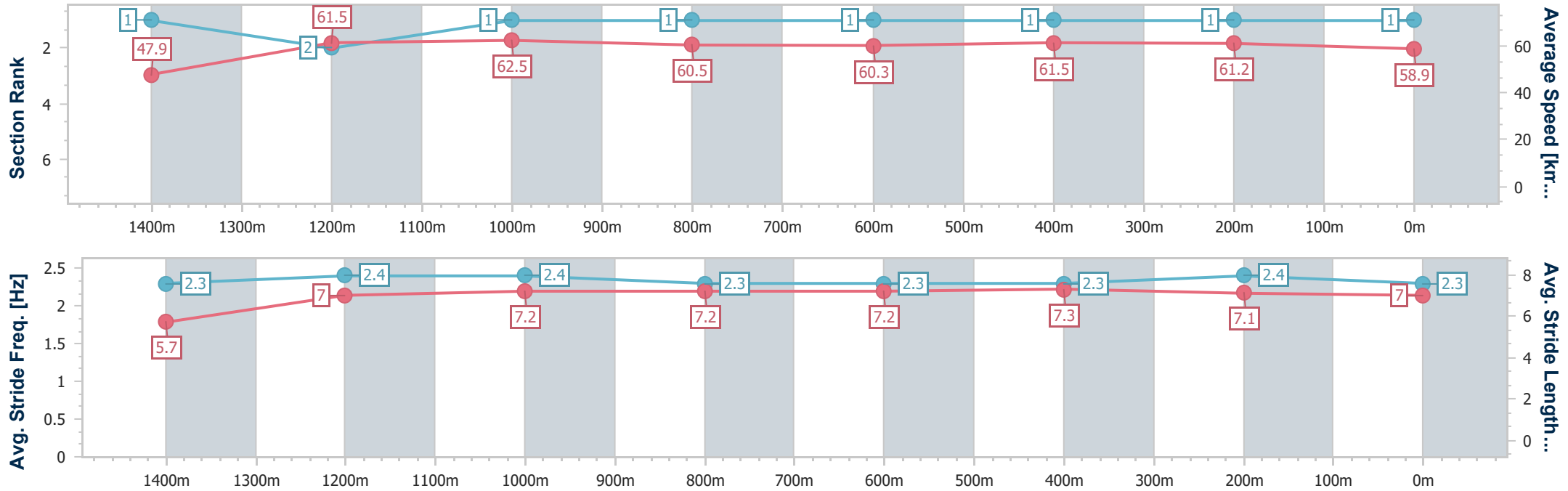
Race 1: Quality Concrete Recycling Maiden Plate - 1540m

26 October 2024 - 13:04

Track Rating: Synthetic, Weather: Fine, Rail Position: True



Section	Overall	1400m	1200m	1000m	800m	600m	400m	200m
Section Times	1:33.32 [1] (0:10.47)	1:22.85 [1] (0:11.74)	1:11.11 [2] (0:11.50)	0:59.61 [1] (0:11.88)	0:47.73 [1] (0:11.94)	0:35.79 [1] (0:11.74)	0:24.05 [1] (0:11.77)	0:12.28 [1] (0:12.28)
Average Speed [km/h]	47.9	61.5	62.5	60.5	60.3	61.5	61.2	58.9
Top Speed [km/h]	61.3	63.2	63.8	61.5	61.9	62.5	62.5	60.7
Avg. Dist. to Rail [m]	2.6	0.5	1.3	0.4	0.4	0.4	1.2	2.4
Avg. Stride Freq. [Hz]	2.3	2.4	2.4	2.3	2.3	2.3	2.4	2.3
Avg. Stride Length [m]	5.7	7.0	7.2	7.2	7.2	7.3	7.1	7.0



- [] Ranking at each section and finish
- .-.- No data available at this section
- NA No data available



Horse/Jockey Name	Fast Da
Final Rank	2
Fastest Section Time (Section)	0:10.53 (Overall)
Top Speed [km/h] (Section)	65.4 (1400m)
Race State	Finished



Aquis Park Gold Coast Poly QLD Professional

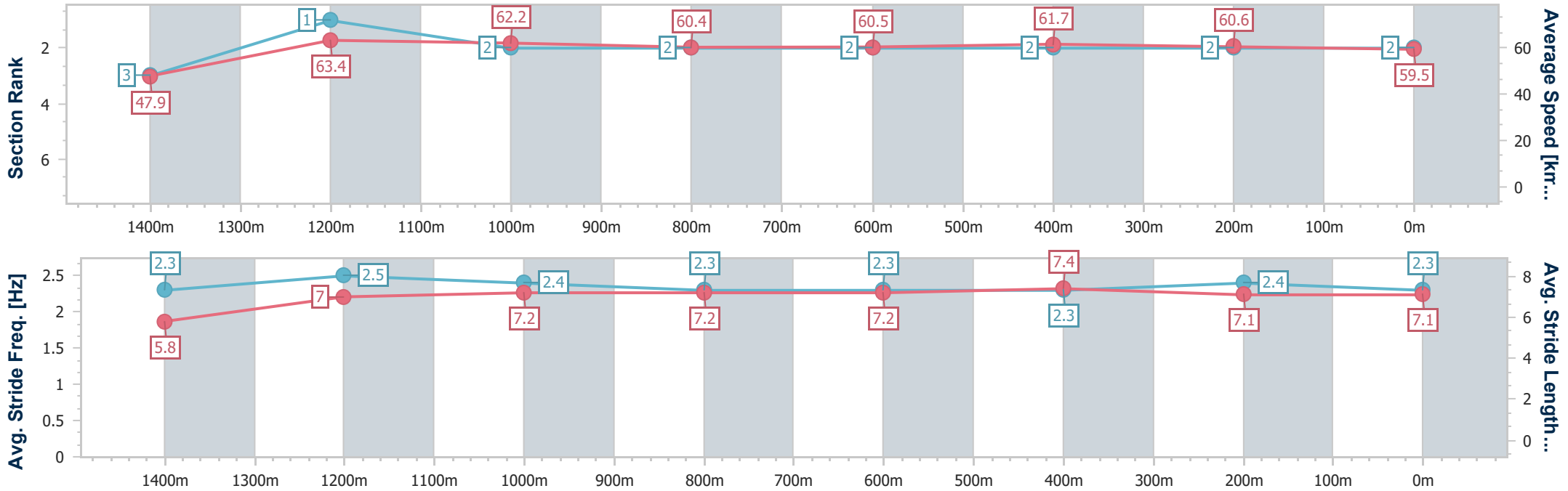
Race 1: Quality Concrete Recycling Maiden Plate - 1540m

26 October 2024 - 13:04

Track Rating: Synthetic, Weather: Fine, Rail Position: True



Section	Overall	1400m	1200m	1000m	800m	600m	400m	200m
Section Times	1:33.49 [2] (0:10.53)	1:22.96 [3] (0:11.61)	1:11.35 [1] (0:11.61)	0:59.74 [2] (0:11.92)	0:47.82 [2] (0:11.98)	0:35.84 [2] (0:11.77)	0:24.07 [2] (0:11.90)	0:12.17 [2] (0:12.17)
Average Speed [km/h]	47.9	63.4	62.2	60.4	60.5	61.7	60.6	59.5
Top Speed [km/h]	61.1	65.4	64.0	62.1	61.9	62.0	61.8	60.8
Avg. Dist. to Rail [m]	5.6	3.1	1.5	0.9	1.2	1.3	2.2	4.3
Avg. Stride Freq. [Hz]	2.3	2.5	2.4	2.3	2.3	2.3	2.4	2.3
Avg. Stride Length [m]	5.8	7.0	7.2	7.2	7.2	7.4	7.1	7.1



- [] Ranking at each section and finish
- .-.- No data available at this section
- NA No data available



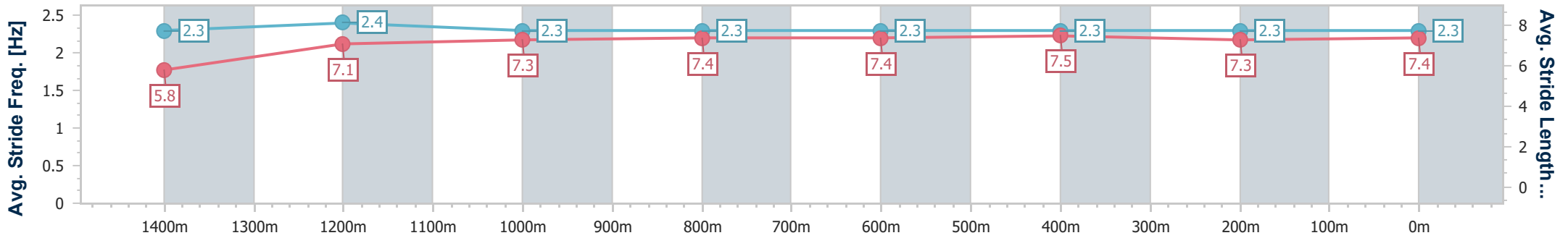
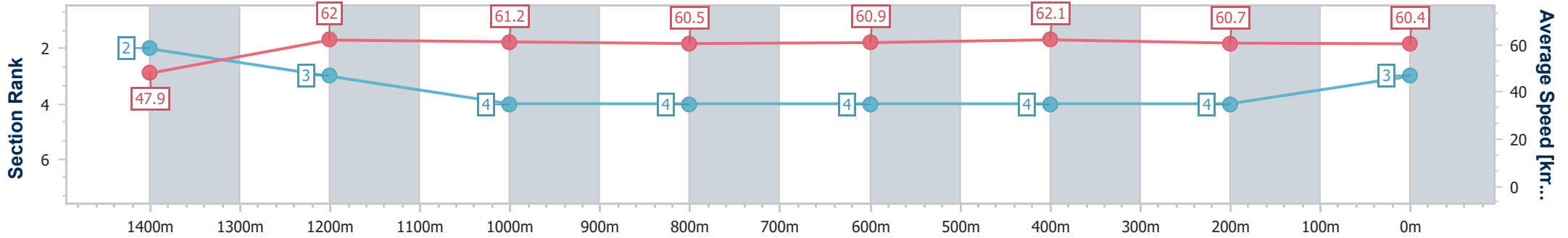
Horse/Jockey Name	Trapeze Torque
Final Rank	3
Fastest Section Time (Section)	0:10.53 (Overall)
Top Speed [km/h] (Section)	63.2 (1400m)
Race State	Finished



Aquis Park Gold Coast Poly QLD Professional
Race 1: Quality Concrete Recycling Maiden Plate - 1540m
 26 October 2024 - 13:04
 Track Rating: Synthetic, Weather: Fine, Rail Position: True



Section	Overall	1400m	1200m	1000m	800m	600m	400m	200m
Section Times	1:33.57 [3] (0:10.53)	1:23.04 [2] (0:11.80)	1:11.24 [3] (0:11.73)	0:59.51 [4] (0:11.98)	0:47.53 [4] (0:11.87)	0:35.66 [4] (0:11.74)	0:23.92 [4] (0:11.92)	0:12.00 [4] (0:12.00)
Average Speed [km/h]	47.9	62.0	61.2	60.5	60.9	62.1	60.7	60.4
Top Speed [km/h]	60.6	63.2	62.4	62.4	62.5	63.0	61.7	60.7
Avg. Dist. to Rail [m]	4.1	2.1	2.3	1.7	1.3	2.0	4.0	5.9
Avg. Stride Freq. [Hz]	2.3	2.4	2.3	2.3	2.3	2.3	2.3	2.3
Avg. Stride Length [m]	5.8	7.1	7.3	7.4	7.4	7.5	7.3	7.4



- [] Ranking at each section and finish
- .-.- No data available at this section
- NA No data available



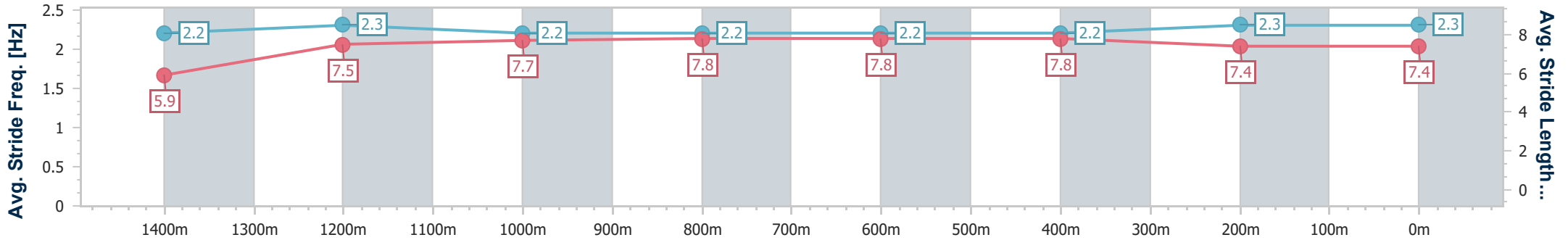
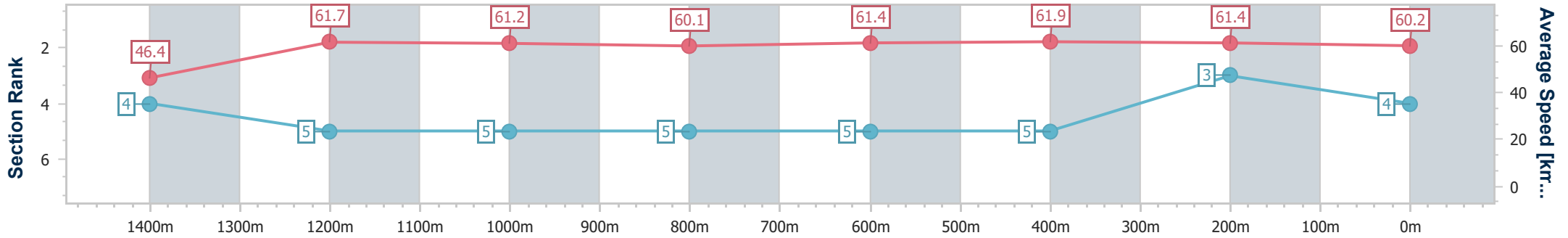
Horse/Jockey Name	Thunder Shanghai
Final Rank	4
Fastest Section Time (Section)	0:10.85 (Overall)
Top Speed [km/h] (Section)	63.8 (1400m)
Race State	Finished



Aquis Park Gold Coast Poly QLD Professional
Race 1: Quality Concrete Recycling Maiden Plate - 1540m
 26 October 2024 - 13:04
 Track Rating: Synthetic, Weather: Fine, Rail Position: True



Section	Overall	1400m	1200m	1000m	800m	600m	400m	200m
Section Times	1:33.61 [4] (0:10.85)	1:22.76 [4] (0:11.72)	1:11.04 [5] (0:11.76)	0:59.28 [5] (0:12.00)	0:47.28 [5] (0:11.71)	0:35.57 [5] (0:11.73)	0:23.84 [5] (0:11.77)	0:12.07 [3] (0:12.07)
Average Speed [km/h]	46.4	61.7	61.2	60.1	61.4	61.9	61.4	60.2
Top Speed [km/h]	59.5	63.8	62.3	62.7	63.1	63.7	62.1	61.0
Avg. Dist. to Rail [m]	6.1	0.8	1.0	0.7	0.3	1.3	2.8	4.8
Avg. Stride Freq. [Hz]	2.2	2.3	2.2	2.2	2.2	2.2	2.3	2.3
Avg. Stride Length [m]	5.9	7.5	7.7	7.8	7.8	7.8	7.4	7.4



- [] Ranking at each section and finish
- .-.-.- No data available at this section
- NA No data available



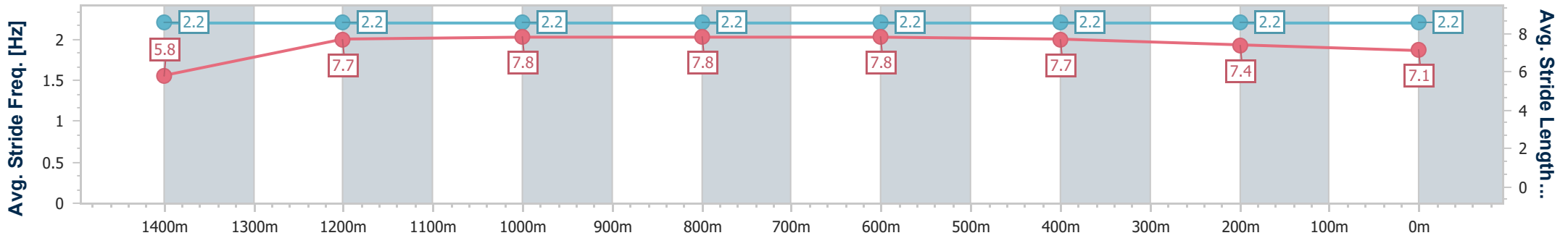
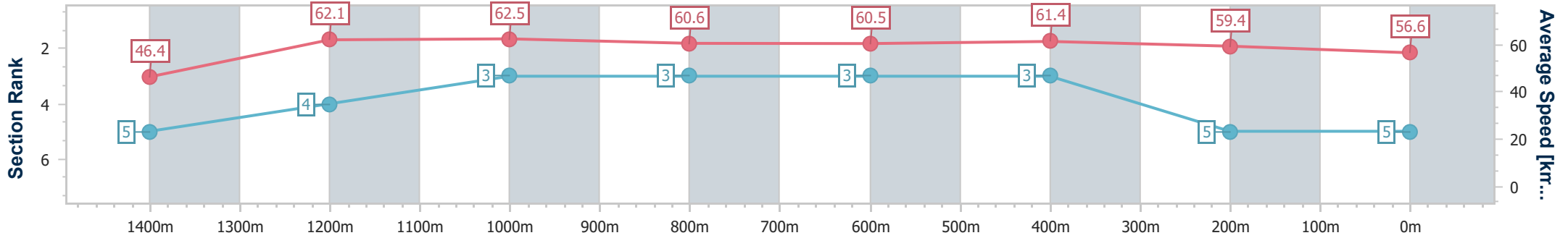
Horse/Jockey Name	Whisky Tycoon
Final Rank	5
Fastest Section Time (Section)	0:10.85 (Overall)
Top Speed [km/h] (Section)	63.6 (1400m)
Race State	Finished



Aquis Park Gold Coast Poly QLD Professional
Race 1: Quality Concrete Recycling Maiden Plate - 1540m
 26 October 2024 - 13:04
 Track Rating: Synthetic, Weather: Fine, Rail Position: True



Section	Overall	1400m	1200m	1000m	800m	600m	400m	200m
Section Times	1:34.48 [5] (0:10.85)	1:23.63 [5] (0:11.51)	1:12.12 [4] (0:11.54)	1:00.58 [3] (0:11.90)	0:48.68 [3] (0:11.95)	0:36.73 [3] (0:11.76)	0:24.97 [3] (0:12.14)	0:12.83 [5] (0:12.83)
Average Speed [km/h]	46.4	62.1	62.5	60.6	60.5	61.4	59.4	56.6
Top Speed [km/h]	59.7	63.6	62.8	61.4	62.5	62.8	60.9	58.0
Avg. Dist. to Rail [m]	4.5	1.0	0.5	0.5	0.7	0.9	0.6	0.8
Avg. Stride Freq. [Hz]	2.2	2.2	2.2	2.2	2.2	2.2	2.2	2.2
Avg. Stride Length [m]	5.8	7.7	7.8	7.8	7.8	7.7	7.4	7.1



- [] Ranking at each section and finish
- .-.- No data available at this section
- NA No data available



Horse/Jockey Name	She'll Go Boom
Final Rank	6
Fastest Section Time (Section)	0:11.14 (Overall)
Top Speed [km/h] (Section)	63.4 (800m)
Race State	Finished



Aquis Park Gold Coast Poly QLD Professional

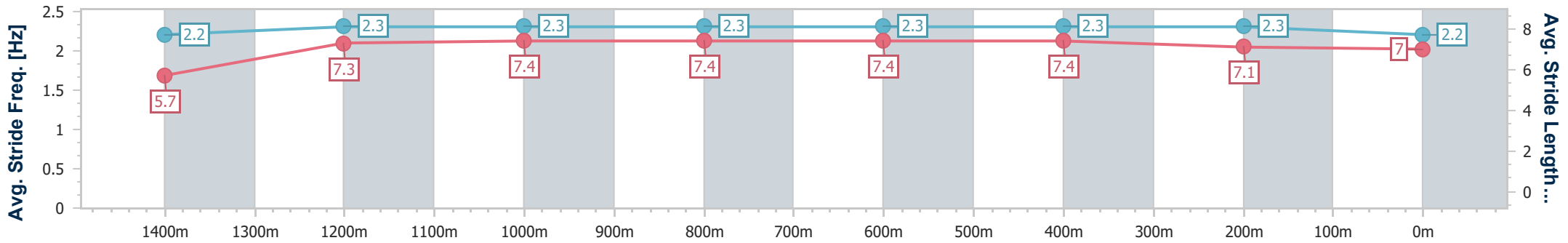
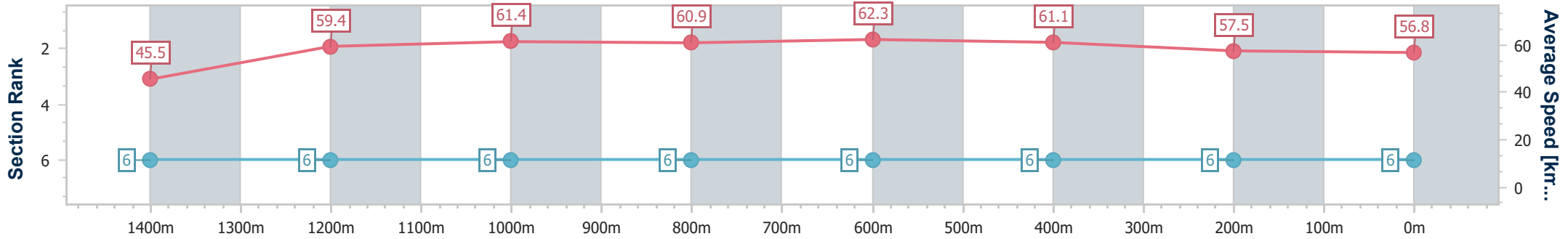
Race 1: Quality Concrete Recycling Maiden Plate - 1540m

26 October 2024 - 13:04

Track Rating: Synthetic, Weather: Fine, Rail Position: True



Section	Overall	1400m	1200m	1000m	800m	600m	400m	200m
Section Times	1:35.57 [6] (0:11.14)	1:24.43 [6] (0:12.03)	1:12.40 [6] (0:11.74)	1:00.66 [6] (0:11.84)	0:48.82 [6] (0:11.65)	0:37.17 [6] (0:11.86)	0:25.31 [6] (0:12.56)	0:12.75 [6] (0:12.75)
Average Speed [km/h]	45.5	59.4	61.4	60.9	62.3	61.1	57.5	56.8
Top Speed [km/h]	58.2	61.8	62.0	61.1	63.4	62.6	59.8	57.1
Avg. Dist. to Rail [m]	2.2	0.6	0.7	0.3	1.3	1.6	2.0	3.0
Avg. Stride Freq. [Hz]	2.2	2.3	2.3	2.3	2.3	2.3	2.3	2.2
Avg. Stride Length [m]	5.7	7.3	7.4	7.4	7.4	7.4	7.1	7.0



- [] Ranking at each section and finish
- .-.- No data available at this section
- NA No data available